

# VA Community Calendar

## Mothers...

*Believe in us more than we believe in ourselves  
Do more for us than they do for themselves  
Worry about us more than we realize  
Pray for us more than we'll ever know  
Value us more than anything else in the world  
Give us more than they can afford  
Love us more than anyone else can  
Matter more than words can express*

To all of the mothers out there...May you have a wonderful and blessed day



## Beginning again in June

Don't forget to submit your nomination for YoTM to [contacthoa@steeplechase-hoa.org](mailto:contacthoa@steeplechase-hoa.org) or via the Contact Us feature on the HOA webpage

### VA Central Social District

(Main Drive & Cooper Street)

#### **Railcar Farmer's Market**

May 3<sup>rd</sup> thru Nov 1<sup>st</sup>  
Every Tuesday, 4p - 7p

#### **Cinco de Mayo in the Park**

Tuesday May 5<sup>th</sup>, 630p<sup>th</sup>

#### **Sounds of Summer**

Featuring Double Vision  
Saturday May 7<sup>th</sup>, 6p

#### **Lone Star Classic Car Show & Auction**

Saturday May 14<sup>th</sup>, 11a

#### Van Alstyne High School Theater

Cry Me A River

Dinner, Dessert & Music, \$25 per Ticket  
May 13<sup>th</sup> & 14<sup>th</sup>, Doors 630p, Show 715p

#### Friends of VA Scouting 10<sup>th</sup> Annual Car Show

183 Gray's Trail, Van Alstyne  
May 21<sup>st</sup>, 8a - 2p

#### Van Alstyne Public Library

Story Time, Every Wednesday  
English, 0 - 5yrs, 1030a  
Spanish, 5mo - 5yrs, 4p

#### Van Alstyne Senior Center

Lunch served daily at 1130a  
\$2 for seniors, \$5 for non-senior adults

#### American Legion, James Adams Post 376

Friday Night Meals, 4p - 7p  
1<sup>st</sup> Friday - Fish Fry  
2<sup>nd</sup> Friday - Hamburger Night  
3<sup>rd</sup> Friday - Ribeye Steak Dinner

## CR3356 Adopt-A-Highway Event

We are very proud to announce Steeplechase Country Estates has adopted the stretch of CR3356 from SH121 south to the Grayson/Collin County line thru the TXDOT Adopt-A-Highway program. Please be sure to be on the lookout for additional details, schedule and ways to volunteer for each clean-up event.

Steeplechase Country Estates

## Friendly Reminder...

School is about to be out for Summer vacation. Children will be playing outside more so, please **SLOW DOWN** when driving thru our neighborhood.





## Soil is not dirt

### Spring Gardening Guide

#### Planting Guide: Seed Outdoors (O) / Indoors (IN)

##### March 15 - May 1:

Cantaloupe by seed (O)

Watermelon by seed (O)

##### March 15 - Mid-June: All (O)

Corn by seed

Cucumbers by seed or transplant

Pepper Transplants

Squash by seed or transplant

Watermelon transplants

Zucchini by seed or transplant

##### April 1 - Mid-June:

Black Eyed Peas by seed (O)

Eggplant Transplants

Okra by seed or transplant

##### April 15 - May 15:

Sweet Potato slips

##### May 1 - May 15:

Tomatoes by seed (IN)/(O)

##### May 1 - July 25

Cantaloupe, Watermelon by seed (O)

Eggplant by seed (IN)/(O) or transplants

Pepper transplants

#### Five Best Annual Flowers for Spring in NTX

Dianthus

Alyssum

Geranium

Petunia

Gerbera Daisy



Dirt is what people and pets bring into the house that needs to be cleaned up. Soil, with its organic material and microorganisms, contains EVERYTHING that plants need to grow. Soil should be treasured.

Gardening soil should be loose enough that you can dig a planting hole with your hand.

#### Add organic matter to transition your dirt into good soil...

Improves the ability of the soil to accept and store water.

Increases the activity and number of soil organisms.

Over time, a well-amended soil will supply all of the nutrients your plants require and reduce fertilizer requirements (except nitrogen).

Although you might not expect it, adding organic matter to soil also helps to protect water quality and the environment by limiting chemical runoff into the watershed.

If using manure or hay, know the source. These herbicides: *Aminopyralid*, *clopyralid*, and *picloram* are registered for application to pasture, grain crops, residential lawns, commercial turf... According to North Carolina State University, these herbicides "can also remain active in the manure even after it is composted. The herbicides can also remain active in hay, straw, and grass clippings for an unusually long time."

How much? For vegetable gardens, add 6 inches of compost.

#### Soil additives

Rock phosphate (0-3-0). Be sure to double check the phosphate levels in your report before adding more as this mineral can remain in the soil over several years. (50 pounds per 1,000 square feet)

Green sand for potassium (50 to 100 pounds per 1,000 square feet).

Cottonseed meal (5-2-1) adds nitrogen and helps slightly acidify the soil.

(2-4 pounds per 100 square feet)

#### Organic Soil Amendments

Fish meal - hydrolyzed fish fertilizer (approximately: 2-4-1) plus some proteins and minerals to feed soil microorganisms. Almost no smell (as opposed to fish emulsion).

Bone meal - source for phosphorous

Blood meal - source of nitrogen. Be aware this smells a bit the first few days and may attract critters.

Molasses - dry from feed stores or specialty nurseries or dilute store-bought (1 to 2 tbsp. per gallon) feeds microorganisms.

Sea minerals or rock powders (ex: SEA-90, azomite)

Animal poo - bat, gerbil, rabbit, chicken and manure okay if properly composted.

## How to build a raised bed frame

Construct the frame with a nontoxic building material, such as stone, cinder blocks, bricks, untreated wood or fiberglass. (Some garden centers and catalogs sell raised bed frames ready for assembly.) Make sure the frame is sturdy enough to hold together when filled with soil.

If using boards, secure them at the corners with metal braces, or use screws or nails to secure the boards to a reinforcing block of wood inside the corners.

Or use rebar posts to support frame. Drive posts into the ground to brace the boards at the corners and every 3-4 feet, on the outside of the box. Do not nail or try to fasten screws into the ends of the boards - they will split. Boards 2 - 3 inches thick will last much longer than 1-inch boards. If using concrete blocks, offset placement to provide more stability and reduce soil loss.

## Growing Vegetables in Containers

Many types of containers can be used to grow vegetables and herbs.

- Buckets
- Planters
- Pots
- Even the sacks that soil comes in
- Express your creativity









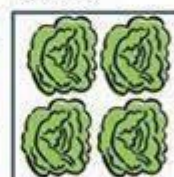






Be sure the container has a drain hole. Check moisture frequently as containers dry out quickly.

Move containers to provide proper sunlight as sun angles change with the season. We all know the Texas sun in the Summer can be pretty brutal.



## Plants which help repel insects...

### Square Foot Gardening Layout

			1 plant Melon Winter squash Summer squash
Pumpkin	Zucchini squash	Watermelon	
			1 plant Cabbage Cauliflower Cucumber Okra Pepper
Broccoli	Eggplant	Tomato	
			4 plants Corn Parsley Potato Strawberry Turnip
Marigold	Basil	Lettuce	
			9 plants
Spinach	Beet	Bush bean	
			16 plants
Onions	Carrot	Radish	

#### Herbs

Rosemary - Fleas, Ticks, Mosquitos  
 Peppermint - Spiders, Mosquitos, Ants  
 Catnip - Mosquitos  
 Marigolds - Mosquitos, Aphids, Nematode, Cabbage Worms  
 Basil - Mosquitos, Houseflies  
 Lavendar - Moths, Fleas, Houseflies, Mosquitos, Scorpions  
 Citronella Plants - Mosquitos  
 Mints - Mites, Mosquitos  
 Thyme - Mosquitos

#### Flowers

*Plant near vegetable plants for best results*  
 Allium - Cabbage Worms, Aphids, Carrot Flies, Slugs  
 Chrysanthemum - Ticks, Spider Mites, Japanese Beetles  
 Petunia - Leafhoppers, Squash Bugs, Tomato Hornworms, Aphids

### Growing Tomato Plants Tip...

#### Baking Soda

- Helps prevent "blight" and "powdery mildew", kills insects

#### Solution

- Mix one gallon of water, half a teaspoon of your dishwashing soap, and one tablespoon of *baking soda* in a large jug or bottle.

#### Application

- Spray your tomatoes/plants on a day which will not be sunny to prevent sun-scald and burning of the foliage. It is safe enough to spray on the entire plant.

### Online Resources

farmersalmanac.com  
 grayson.agrilife.org  
 facebook.com/GraysonMasterGardeners  
 neilsperry.com  
 facebook.com/NeilSperryTexas



*Happy Gardening!!!*



## Spring Vegetable Frittata

### Ingredient:

2 tablespoons olive oil  
1 large leek (white part only), chopped  
1 teaspoon salt, divided, or as needed  
1 jalapeno pepper, seeded and diced  
1 ½ cups (1/2-inch) sliced zucchini  
1 ½ cups (1/2-inch) pieces asparagus  
1 cup baby spinach  
1 ½ cups sliced cooked potatoes  
12 large eggs  
1 pinch cayenne pepper  
½ teaspoon freshly ground black pepper  
4 ounces crumbled goat-milk feta cheese, divided

Preheat oven to 350 degrees F (175 degrees C).

Heat oil in heavy 10-inch skillet over medium heat. Cook leek with a pinch of salt, stirring occasionally, until leeks soften and start to turn translucent, 5 to 6 minutes. Add jalapeno and zucchini; season with pinch of salt. Cook until zucchini start to get tender and pale green, about 5 minutes. Add asparagus and cook until bright green, about 1 minute. Add spinach and another pinch of salt, cooking until wilted, 1 minute. Stir in cooked potatoes and heat through, about 5 minutes.

Crack 12 large eggs into a bowl. Add cayenne, salt, and pepper. Whisk for at least 30 seconds. Pour eggs into over vegetables in skillet over medium heat. Add 3 ounces of crumbled goat cheese; stir lightly until evenly distributed. Top with remaining cheese. Remove from heat.

Bake in preheated oven until eggs are set, 12 to 15 minutes. When nearly set, turn on broiler. Broil frittata until top browns, 1 to 2 minutes. Cool slightly; serve warm.



## Key Lime and Raspberry Pies in Jars



### Ingredients:

12 graham crackers  
2 tablespoons white sugar  
6 tablespoons unsalted butter, melted  
6 half pint canning jars  
1 (14 ounce) can sweetened condensed milk  
4 egg yolks  
½ cup fresh lime juice  
1 tablespoon grated lime zest, divided  
½ cup heavy whipping cream  
1 teaspoon white sugar  
1 cup fresh raspberries

Preheat oven to 375 degrees F (190 degrees C). Line a small pie pan with parchment paper. Pulse graham crackers and 2 tablespoons white sugar in a food processor until fine crumbs form; add melted butter and pulse until combined.

Spoon 2 tablespoons of the graham cracker crumbs into each of the 6 half pint jars; gently press crumbs into the bottom. Place the jars onto a large, rimmed baking sheet. Press the remaining graham mixture into the bottom of the prepared pie pan.

Bake jars and pie pan in the preheated oven until the graham cracker mixture is golden brown, 12 to 15 minutes. Remove from oven and place on a wire rack to cool.

Reduce oven temperature to 350 degrees F (175 degrees C).

Whisk condensed milk and egg yolks together in a large bowl until smooth; add lime juice and 1 1/2 teaspoons lime zest and whisk until combined. Pour lime mixture into cooled jars.

Bake jars until lime mixture has just set, 10 to 12 minutes. Transfer to wire rack and let cool.

Refrigerate jars until ready to assemble.

Beat heavy cream and 1 teaspoon white sugar with an electric mixer in a bowl until the whipped cream forms stiff peaks.

Top jars with fresh raspberries, whipped cream, and remaining graham cracker crust and lime zest.

## ARC & Compliance

If you are planning to do any construction/changes, not including interior, please be sure to reference the ARC Guidelines or Article VII of the D&C's on the Steeplechase HOA webpage and submit an ARC application prior to beginning. There have been several instances where homeowners have begun and not submitted an application for approval.

### As A Reminder...

Section 8.3 Maintenance and Repairs. All structures upon said property shall at all times be maintained in good conditions and repair. No junk vehicles or vehicles not with current registration and safety inspection sticker shall be allowed on the property or any lot within STEEPLECHASE COUNTRY ESTATES. Vehicles must be garaged or be on driveway only. Except as expressly provided otherwise in this Declaration, no trailers, boats, boat trailers, mobile homes, motor homes, trucks or campers shall be permitted to park or be stored overnight on any street within the Property.

All complaints for any violations with regard to a homeowner's property MUST be submitted via USPS or an email to the HOA.

As always, if you have any questions or concerns, please feel free to reach out to the HOA and ARC teams via the "Contact Us" feature on the HOA webpage.

Steeplechase Country Estates HOA  
P.O. Box 2164  
Van Alstyne, Texas 75495  
[contacthoa@steeplechase-hoa.org](mailto:contacthoa@steeplechase-hoa.org)  
[www.steeplechase-hoa.org](http://www.steeplechase-hoa.org)



## Neighborhood Billboard

**Blue Sky Drone Photography**  
Mario Salvato - 214.457.5905

**Easy Life Realty**  
Kelly & Mike Bishop - 903.821.7227  
Joshua Janek - 214.929.0372

**EXP Realty**  
JC Young - 214.799.9139

**Fierce Motions in Dance**  
Donna Almon - 214.551.9515

**Grace & Heart Sterling Jewelry**  
Lora Johnson - 817.475.4012

**Happy Tails Pet Care**  
Kathy Wright - 469.450.8962

**Happy Tails & Tummies - Pet Health and Wellness Products**  
Erica Northrup - 562.773.4834

**The Rowell Agency**  
Independent Insurance Agent  
Kristina Rowell - 972.241.5464

**Modere - Live Lean & Live Clean**  
Lora Johnson - 817.475.4012

**North Texas Aerial Photography**  
Mike Bishop - 760.646.3891

**SL Handyman**  
Steve Hipps - 903.818.5264

**Travel Easy Decks**  
Kristy & Jody Rowell - 972.241.5464  
[www.traveleasydecks.com](http://www.traveleasydecks.com)

**360 RV Inspections(pre-purchase)**  
Mario Salvato - 214.457.5905

*For additional information on these businesses, please look for them on the web.*

**SUPPORT  
LOCAL  
BUSINESS**

## Helpful Numbers

### Trash Removal:

Alford Trash Service - 903.433.1454  
Cain's Trash Removal - 903.482.1303  
IESI - 903.893.1936  
Jerry's - 903.482.6696

### Water Service:

Mustang/Marilee SUD - 972.382.3222

### Electric:

GCEC - 903.482.7100

### Cable/Satellite/Internet Services:

Frontier Communications - 800.921.8101  
Sparklight - 903.442.0440  
DirecTv - 855.838.4388  
Dish Network - 888.605.8443

**Grayson County Sheriff, Non-Emergency** - 903.813.4200

**Van Alstyne FD, Non-Emergency** - 903.482.6666

**Grayson County P1 Road & Bridge Maintenance** - 903.893.2033

**Grayson County Commissioner P1, Jeff Whitmire**

❖ 903.813.4327

❖ [whitmirej@co.grayson.tx.us](mailto:whitmirej@co.grayson.tx.us)

### HOA Board Information

President - Cynthia Stewart  
Vice President - Open  
Secretary - Erica Northrup  
Treasurer - Patty Stephan  
Board Member - Debi Crouchman  
Board Member - Suzanne Etchieson  
Board Member - Sean Vo

### ARC Member Information

ARC Lead - Gary Gates  
Member - Josh Janek  
Member - Mark Salgado

