

West Belfort Property Owners Association

www.westbellfortpoa.com

Monthly Newsletter

June 2019



WBPOA BOARD MEETING
Tuesday, June 25th 6:30pm
Braesridge Clubhouse
10810 Braesridge Drive

COMMUNITY SECURITY MEETING

The Security Meeting which was originally scheduled for May (cancelled due to storms) has been rescheduled. The WBPOA Board will hold the Townhall style Security Meeting on Wednesday evening, June 19th at the Sephardic Gan School, 11330 Braesridge Drive, at 6:30pm. The meeting is open to all homeowners in the WBPOA. This is your chance to meet Sgt. Meek, who oversees the deputies in our contract. Sgt. Meek will be there to provide information and answer any questions homeowners may have. Please come if you are able to do so!

2019 POA DUES

THE 2019 WBPOA DUES ARE NOW PAST DUE. If for any reason you did not receive your notice, contact Sterling ASI as soon as possible at (832) 678-4500 and ask for Roxanne, Jeanenia or anyone at Sterling, who will be more than happy to assist you. For the POA to best serve the community and properly maintain our amenities, POA dues are to be paid promptly. Non-payment of dues severely impacts our community, as we cannot maintain the common areas, clubhouses, parks, pool and tennis court without your dues. **As such, non-payment of dues will restrict use of community amenities** as it is not correct to allow usage to those whom are not paying for the upkeep.

POA DUES – ADDITIONAL INFORMATION

Payment coupons for POA dues were are not an agreement to enter into a payment plan; however, there is a payment plan option. However, you must have selected the payment plan option before the end of February. If for any reason you were not be able to make payments or select the payment plan option prior to the deadline, then please contact Sterling or your POA Board **AS SOON AS POSSIBLE**, as it is imperative that the HOA receives payments so as to stay in line with the 2019 Budget. If you lost the payment coupon, you are welcome to pay via the WBPOA website or to mail your payment to the following:

West Belfort POA
c/o Sterling ASI
PO Box 38113
Houston, Texas 77238-8113

Please specify the property address you are making payment for in the memo line of the check; alternatively, you are welcome to include a separate piece of paper with the address and any other particulars to ensure your payment is properly applied.

WBPOA BOARD MEMBERS:

Barbara Hite, President
Jeannette Calhoun, Vice President
Phil Abrams, Secretary
Marc Warren, Treasurer
Mari Angelo, Board Member
Pesach Baral, Board Member
Asher Belles, Board Member
Joy Cunningham, Board Member
Ben Helstein, Board Member
Issac Herbst, Board Member
Eleni Saatsoglou, Board Member
Allen Segal, Board Member
Marcy Williams, Board Member

WBPOA MANAGEMENT COMPANY

Roxanne Martinez, CMCA, AMS
Sterling Association Services
6842 N Sam Houston Parkway N
Houston, TX 77064
Phone 832-678-4500
Fax: 832-678-4510

Email: roxanne@sterlingasi.com

ROXANNE IS CURRENTLY ON MATERNITY LEAVE.

IN HER ABSENCE,

JEANENIA COLEMAN

(email: jeanenia@sterlingasi.com)
or any other Sterling Representative should be able to assist.

Ludington Clubhouse Rental

Joy Cunningham 713 / 417-8154
Joycunningham@sbcglobal.net

Braesridge Clubhouse Rental

Jeannette Calhoun 713 / 203-2407
jcalhoun@insurepointe.com

WBPOA is patrolled by :
Harris County Constable Precinct 7
Constable May Walker
Precinct 7 Dispatch 713-643-6602

Deputies assigned to WBPOA:

Sgt. J. Meek
Deputy Ferretts
Deputy Manzanare
Deputy Pyland

Please contact your alarm company and have the Constable's precinct listed as the first police authority contact.

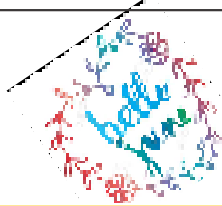


Volunteers Needed to Serve as Block Captains



Block Captains are residents who volunteer their time and efforts to The community to serve as “point persons” between the residents, the POA Board, its committees and The property management team.

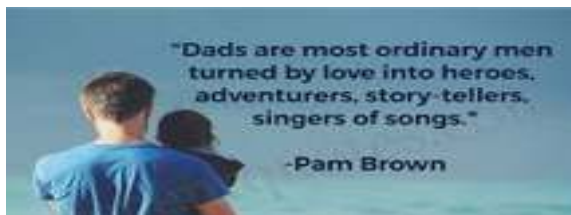
You will not be asked to do anything that puts yourself in harm’s way. The time involved is minimal. By serving as the “eyes and ears” of The community, you will play a big part in keeping it safe, friendly and beautiful. You can even “co-share” and team up with a neighbor. If you have an interest in serving as a Block Captain, please contact any of the Board members or Roxanne Martinez of Sterling Management, or attend the upcoming WBPOA Annual Homeowners Meeting on **Tuesday, June 25, 2019 at 6:30pm.**



JUNK / HEAVY WASTE PICK UP MONTH!
Northfield III & IV (North of West Bellfort): June 14th
Northfield V (South of West Bellfort): June 20th

Tree / Yard Waste
ODD months
January / March /
May / July /
September / November

Junk / Heavy Waste
EVEN months
February / April / June /
August / October /
December



Recycling in WBPOA

June 2019 Pickup Dates:
June 6th & 20th

All WBPOA residents are on Schedule A/Thursdays for recycling pickup, which occurs ever other week.




Important Recycling Info:

- Use the Green Bin for recycling ONLY
- NO GLASS in the recycling bins
- Recycle Schedule A – every other week
- Pickup on Thursdays
- Bins may be put at the curb late Wednesday evenings and must be at curb by 7:00am Thursdays
- Bins MUST be removed from the curb on Thursday evenings
- Bins MUST be stored out of sight.
- Glass may be taken to:
 - Westpark Consumer Recycling Center, 5900 Westpark, Houston, TX 77057

Important Trash Facts:

- Regular pick up every Thursday
- Bins may be set out at the curb the evening before
- Bins MUST be removed from curb by Thursday evenings
- Bins MUST always be stored out of site
- JUNK / HEAVY trash / waste pickup is other month (“even”s)
- Junk / heavy trash can be taken to:
Southwest Trash Depository / Recycle Center
10785 Southwest Freeway
Hours: Wed – Sun, 9am to 6pm
Accepts junk and tree waste and recyclables



If for any reason a household has too much trash to fit inside the black garbage bin, residents can purchase city stickers to place on the outside of large plastic garbage bags. The stickers can be purchased from Fiesta or Seller’s Brothers customer service windows or at hardware stores. The stickers MUST be visible street side, or the bags will not be picked up.

Residents with physical limitations can contact 311 and complete a Solid Waste Pickup Request Form (for either regular trash or recycles, or both) to qualify for special pick up services. If qualified, city services will then pick up from the residents’ specified locations and return them to the same location when emptied. The location MUST be out of sight from the street, but accessible to the city services (ie, behind unlocked fence gate).

Our WBPOA Community

Community School

We ask that you please respect the stop signs and school zones around our community schools. STOP, and SLOW DOWN as there are many children who walk to the Sephardic Gan/Torat EMET School located on the corner of Braesridge and West Bellfort. Our children are the most precious members of our community – please do your part in keeping them safe!!




Community Parks



Kittybrook and Ludington Parks are always available for family “sun in the fun”!
Enjoy a great game of tennis at the community court! It is always at your “serve”-ice!
SPECIAL NOTICE: Large amounts of trash are still being picked up at our community parks, especially at Ludington. Your HOA dues have to help pay for the clean up!! SO PLEASE!!! Respect our community parks and ensure to place your garbage in the bins that are provided. Thank you!



Community Clubhouses



Don't forget our clubhouses are always ready to host your Spring family events! Please contact Joy Cunningham to book the Ludington Clubhouse or Jeannette Calhoun for the Braesridge Clubhouse. Their contact details are on the front of the newsletter.



Ludington Pool



The pool opened Saturday, May 25th and is ready to go for the summer!!
Be safe and happy splashing!!!

Community Involvement

We want you.... to be an active member of your community!! Come to a Board meeting, contact one of your POA Board Members or Roxanne Martinez of Sterling Management to find how you can serve on one of the Board committees or serve as a Block Captain!



Community Preparedness

The annual Houston/Galveston Extreme Weather Ready Expo is scheduled for Saturday, June 8th from 10am to 3pm. The expo aims to prepare residents for extreme weather situations through presentations, interactive exhibits, weather forecasting and more. This informative free event is family-friendly and open to the public. You can register at the door, or save time and pre-register at <https://www.hurricaneworkshop.com/>

Prepared for Hurricane, Flooding, Tornadoes, and More



Saturday, June 8, 2019 • 10 a.m. – 3 p.m.
George F. Brown Convention Center, Hall E
Free and open to the public • Registration begins at 9 a.m.

Our WBPOA Community

Your Community Dollars

Your Community Dollars (POA dues) have been very busy!! We had to address some further mechanical issues at the pool, but it is open and we had a great turnout the first weekend! The broken sign at the Braesridge Clubhouse has been updated. The flowers that were planted in the gardens are beginning to show their colors as well! The pictures below show some of the work that has been done so far.

Since our community is 40+ years old, much of the common areas have reached the stage where they need significant maintenance and upgrades. Your WBPOA Board is charged with the responsibility of ensuring our community stays aesthetically pleasing not only to protect home values, but also to keep it as secure as possible. It is a continual, and sometimes time intensive, process. More plans are in the works for updates that are required for the common areas around the community. Your board is carefully reviewing how to implement the updates while keeping to a budget. As such, some updates will be done in stages to keep costs to a minimum. If ever you wish to know how your Community Dollars are being spent, please come to any Board meeting, which is typically held the 4th Tuesday of every month at 6:30pm at the Braesridge Clubhouse. This month's Board meeting will be Tuesday, June 25th.



Braesridge Clubhouse sign has been repaired and updated – Looking good!



The Braesridge Clubhouse garden has gone through its annual sprucing up – the ferns and Agapanthus (Lilies of the Nile) are just the first to show off!!



THE IMPORTANCE OF CURB APPEAL

Your home is one of the most major investments you will make in your lifetime. Maintaining a home from the inside out is critically important to retaining its value over time. The more mature your home becomes, the more important it is to maintain it. This applies to your curb appeal as well.

Curb appeal is very important, not just for the appearance of your home, but for the entire neighborhood. Keeping up the appearance of the exterior of your home may not be as exciting as decorating the interior, but in many ways it is much more important. If a majority of the homes in the neighborhood are allowed to fall into poor condition, this screams “we don’t care about our homes”.

Attached to this newsletter is some further information about curb appeal. It should start with the condition of your house, the grass, landscaping, plants, fencing, etc. Little things like keeping bins out of sight, cleaning leaves out of the gutters, power-washing mold and fungus off the bricks or hosing the driveway may seem insignificant, but it all adds up to an attractive, well-kept appearance. Things like loud exterior paint colors, broken down cars, piles of trash, boats in driveway, falling gutters, broken fences can make your house look trashy and ill-maintained... and makes the entire neighborhood look trashy and ill-maintained. Worn down houses invite things like rodents, snakes and crime!

Your POA Board is charged with protecting the overall value and appearance of the neighborhood. Their duty is to ensure all homeowners follow the deed restrictions. The Board and property management company are not being “mean” by enforcing the rules and regulations – they are doing it because they care about the community and wish to protect not only your home values, but our neighbors as well. A poorly maintained community is a magnet for the criminal element. So by simply maintaining your home, inside and out, you are actively participating in maintaining your home value, the overall home values in the neighborhood and helping to reduce crime. Therefore, please do your part by respecting the rules and regulations of WBPOA. **REMINDER: any improvements or major exterior work to your home (front and back) including painting, landscaping, etc. must be approved by the ARC Committee. The ARC Committee approval form is located at the back of this newsletter.**

Grocery carts = convenient in stores In WBPOA = eyesores!

If you see empty grocery carts in the WBPOA subdivision, please call and report to:

Fiesta Mart: 713-272-2700
Gray and red or has Fiesta logo



Walmart: 713-771-4740
Green and gray or has Walmart logo

Joe V's: 713-721-0100

Texas Transportation Code - TRANSP § 545.302

Stopping, Standing, or Parking Prohibited in Certain Places

The City of Houston and the WBPOA are very strict about enforcing the State’s neighborhood parking regulations. Non-adherence to these regulations will result in a parking violations / fines from the City, as well as violation notices from WBPOA. **The homeowner illegally parked or whose tenants are illegally parked will be financially responsible for any resulting fees incurred by the WBPOA to enforce the regulations.**

Under 545.302(a), An operator may not stop, stand, or park a vehicle in the following manners:

1. on the roadway side of a vehicle stopped or parked at the edge or curb of a street;
2. on a sidewalk;
3. in an intersection;
4. on a crosswalk;
5. between a safety zone and the adjacent curb or within 30 feet of a place on the curb immediately opposite the ends of a safety zone, unless the governing body of a municipality designates a different length by signs or markings;
6. alongside or opposite a street excavation or obstruction if stopping, standing, or parking the vehicle would obstruct traffic;
7. on a bridge or other elevated structure on a highway or in a highway tunnel;
8. on a railroad track; or
9. where an official sign prohibits stopping.

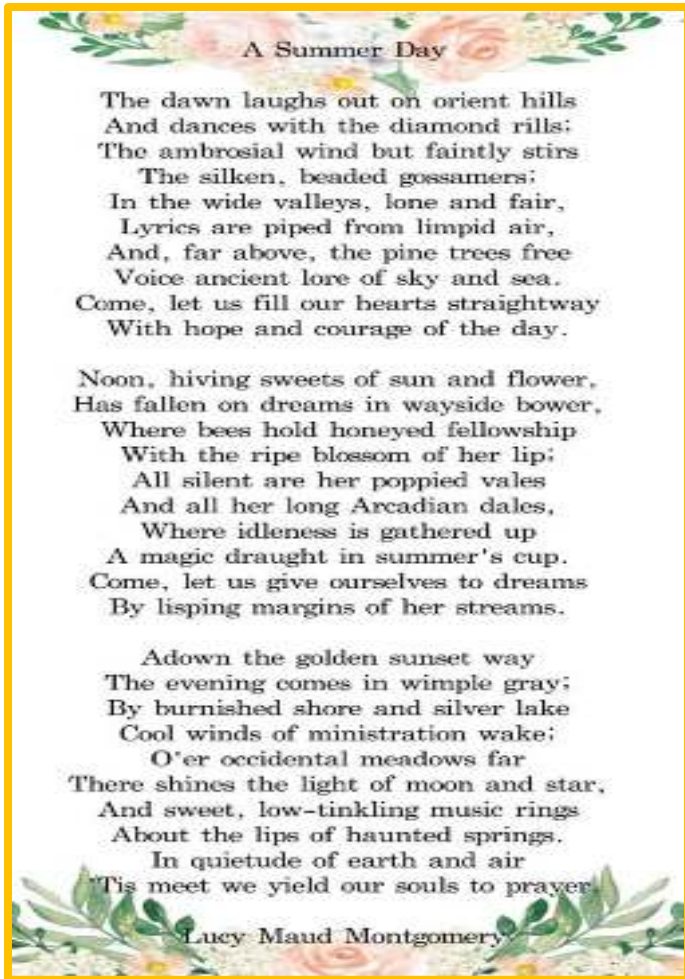
(b) An operator may not, except momentarily to pick up or discharge a passenger, stand or park an occupied or unoccupied vehicle:

1. in front of a public or private driveway;
2. within 15 feet of a fire hydrant;
3. within 20 feet of a crosswalk at an intersection;
4. within 30 feet on the approach to a flashing signal, stop sign, yield sign, or traffic-control signal located at the side of a roadway;
5. within 20 feet of the driveway entrance to a fire station and on the side of a street opposite the entrance to a fire station within 75 feet of the entrance, if the entrance is properly marked with a sign; or
6. where an official sign prohibits standing



See a summary of the
parking regulations
attached to the
newsletter for a quick
reference.





Never too early to prepare!

2019 Hurricane Season June 1 – November 30, 2019

2019 Atlantic Tropical Cyclone Names

Alicia	Humberto	Olga
Bary	Isella	Rebekah
Chania	Jerry	Sebastian
Denia	Karin	Tanya
Eric	Lorena	Van
Farina	Melisa	Wendy
Kokone	Nesir	

2019 Atlantic Hurricane Season Outlook

Major: 30%
Significant: 40%
Minimal: 30%



Don't Forget!

Before doing any new landscaping or other work on the exterior of your home, please remember to submit an ARC application (found at the back of this newsletter)

SUMMER OF FUN PASS IS BACK!

A Student METRO Q® Fare Card, aka The Summer of Fun Pass, is a unique fare card offering K-12 (and college) students free rides on all METRO light-rail, local bus, and Park & Ride service from June 1 through August 31, 2019.

There are four ways to get your Summer of Fun pass:

- Apply online at RideMETRO.org
- Apply by mail by filling out the registration form on the <https://www.ridemetro.org/MetroPDFs/Fares/Resources/Summer-of-Fun-FY19-Form.pdf>
- Apply by mail by calling 713-635-4000 to request a form
- Apply in person at METRO RideStores, 1900 Main St. or 1001 Travis St. (weekdays 8 a.m.-5 p.m.)
- **Applicants must provide one of the following: current student ID, report card, or class schedule.**



QUICK GUIDE TO TRIMMING PALMS

When it comes time to trim your palm trees, it pays to get hire a licensed, insured and bonded professional tree trimmer. Going up a palm tree is too risky for DIY. A professional should go up in a hydraulic lift. Some people will climb the trunk using spiked boots to maintain a grip. Don't let them! Those spikes jab into the trunk and open it up to infection. If a trimmer must wear climbing boots, have him use those that have serrated bars instead of spikes. The bars are bad enough, but they are far less damaging to the trunk than spikes. Palm trees receive too much attention from hard-working, unskilled workers who want to cut out a lot of leaves and remove last year's leaf bases. Dead brown leaves hanging from a palm tree may be unsightly, but they don't hurt the tree in any way. In fact, they clasp the trunk and shade it from strong sunshine, and provides bird-nesting sites. For the tree's sake, it's better to leave them a skirt of dead fronds. However, if too many dead fronds are on the tree, they can be a fire hazard and sometimes harbor yellow jackets. Palm trees need to have a lot of green leaves on top, so never cut leaves that are showing any sign of green. Green leaves are working for the tree, manufacturing sugars from the energy of the sun. The tree needs lots of green leaves. Besides, a palm tree that has had its leaves removed looks like a newly shorn sheep, embarrassingly naked and uncomfortable. It doesn't look like a palm tree, but like a caricature of a shaving brush. Unfortunately, we have too many displays in public places of overdone trimming jobs that lead us astray. We tell ourselves that professional workers must know what they are doing. It's understandable, but unfortunate. It's the same with "skinning" a palm tree: it's often overdone in an effort to impress the customer. When old leaf stalks are removed, a linoleum knife should be used to make horizontal cuts into the trunk at the base of the twin stalks. Cut about a quarter inch deep, no deeper. The broad paper-like base comes off with a slight tug. Keep cutting around the trunk, a little higher each time. As you go, you'll notice that the underlying color of the trunk becomes paler; stop when it is a light tan. You've gone too far when it turns a creamy color. As you go higher, you're removing protection from the hot sun along with the old leaf stalks, so never trim a palm tree in the summer as the fierce sun will scorch the previously shaded trunk. You can too easily expose bark to burns and blisters. This accounts for those palm trees you see in public places that have trunks of uneven thickness. Trim palms about every other year in the fall and no more than 1/3rd of the bottom most fronds should be removed – and only if they are completely brown.



Be sure to visit Houston on the Cheap for some great ideas for fun and inexpensive things to do this summer!!
<https://www.houstononthecheap.com/summer-fun-in-houston>

June 27th is National Ice Cream Cake Day! Celebrate by enjoying this fun and easy version of an ice cream cake!

ICE CREAM SANDWICH SUNDIAE CAKE

Recipe from: Brown-Eyed Baker
<https://www.browneyedbaker.com>

This recipe is fun and very tasty! It can easily be adjusted to fit personal preferences. Have the children pitch in by unwrapping the sandwiches!

24 ice cream sandwiches (any flavor)
12 ounce jar caramel topping (do not heat)
12 ounce jar hot fudge topping (do not heat)
8 ounces Cool Whip
Chopped peanuts (or preferred nuts)
Marachino cherries



Line bottom of 9X13 pan with half of the sandwiches, cutting as needed to fit. Spread jar of caramel topping over top of sandwiches. Arrange remaining sandwiches on top of caramel layer, cutting as needed to fit. Spread jar of fudge topping over second layer of sandwiches. Spread Cool Whip over fudge topping. Place Marachino cherries randomly over top and sprinkle with chopped peanuts. Return to freezer for at least 20 to 30 minutes before serving. Store covered in freezer for up to one month. TIPS: Nut or Peanut allergies: omit altogether. Best to use a deep 9X13 lasagna pan (or similar size deep casserole pan that can go in freezer)



JUNE 2019



SUNDAY	MONDAY	TUESDAY	WEDNESDAY	THURSDAY	FRIDAY	SATURDAY
						1
2	3	4	5	6 D-Day Recycle Pick Up	7	8
9 Shavuot	10 Shavuot	11	12	13	14 Flag Day Heavy/Junk Waste Pick Up North*	15
16 Father's Day	17	18	19 TOWNHALL SECURITY MTG 6:30PM Sephardic Gan School	20 Recycle Pick Up Heavy/Junk Waste Pick Up South*	21 Summer Solstice	22
23	24	25 WBPOA Board Mtg Braesridge Clubhouse 6:30pm	26	27	28	29
30	Memorial Day					

* WBPOA – Northfield III and IV (North Side of West Bellfort): Junk Waste 2nd Friday of even months / Tree Waste 2nd Friday of odd months
 * WBPOA – Northfield V (South Side of West Bellfort): Junk Waste 3rd Thursday of even months / Tree Waste 3rd Thursday of odd months

WBPOA ASSOCIATION COMMITTEES

Please come to a Board Meeting if you wish to serve on a committee or as a Block Captain

Architectural Review (ARC):	Barbara Hite, Jeannette Calhoun, Eleni Saatsoglou, Allen Segal, Marc Warren, Marcy Williams
Clubhouse:	Jeannette Calhoun, Joy Cunningham
Landscape:	Marcy Williams
Newsletter:	Mari Angelo
Parks & Recreation:	Asher Belles, Issac Herbst
Pool:	Phil Abrams
Safety:	Barbara Hite, Pesach Baral, Ben Helstein
BLOCK CAPTAINS:	Volunteers Needed!



WBPOA residents can request vacation watches from Constable Precinct 7 for vacation planning needs. You can register for a deputy vacation watch by visiting the Precinct 7 website <https://constable7.harriscountytexas.gov> and select "Vacation Watch". Forms need to be completed at least 7 days in advance.



See Something, Say Something!

We have a great team of deputies who watch over our neighborhood, **BUT THEY CANNOT HELP YOU IF YOU DO NOT CALL.** Although getting on Nextdoor Northfield is helpful in alerting the community, it is not helpful to our constables – they don't read Nextdoor! So do your part by reporting suspicious activity directly to the authorities. Be sure to have the Constable Dispatch the first law enforcement contact for your home alarms. As always, if you see something suspicious, be sure to report it immediately –our patrol officers are quick to respond and will address issues ASAP. This also helps track what is happening around the area. **If you plan a trip out of town, please get registered with Precinct 7 for a vacation watch – our patrol officers will be happy to help keep an eye on your home.**

Recycle More

The City of Houston accepts recyclables at curbside, the Neighborhood Depository/Recycling Centers and drop-off facilities.

Examples of acceptable plastics and materials:



1 Plastics
Soft drink and water bottles



2 Plastics
Milk jugs, juice bottles, and food containers



3 Plastics
Detergent bottles shampoo bottles



4 Plastics
Condiment bottles



5 Plastics
Yogurt containers and empty medicine bottles



6 Plastics
Styrofoam blocks
(Not Accepted in Curbside Recycling Program. Accepted at the Westpark Recycling Center and ESC - South only)



7 Plastic
Large water bottles



Mail, Envelopes, and Paper



Newspapers, Magazines, Telephone Books and Catalogs



Aluminum & Tin Cans



Flattened Cardboard



Glass
(Not Accepted in Curbside Recycling Program. Accepted at Neighborhood Depository/ Recycling Centers and drop-off facilities.)



Used Motor Oil
Do not place in recycling bin. Place on curb or bring to Westpark or ECSs.

2019 Bi-Weekly Collection Schedule

Schedule A

Schedule B

○ City Holiday *(Follow the adjusted "Holiday Schedule")

January						
S	M	T	W	T	F	S
		1	2	3	4	5
6	7	8	9	10	11	12
13	14	15	16	17	18	19
20	21	22	23	24	25	26
27	28	29	30	31		

February						
S	M	T	W	T	F	S
					1	2
3	4	5	6	7	8	9
10	11	12	13	14	15	16
17	18	19	20	21	22	23
24	25	26	27	28		

March						
S	M	T	W	T	F	S
					1	2
3	4	5	6	7	8	9
10	11	12	13	14	15	16
17	18	19	20	21	22	23
24	25	26	27	28	29	30
31						

April						
S	M	T	W	T	F	S
	1	2	3	4	5	6
7	8	9	10	11	12	13
14	15	16	17	18	19	20
21	22	23	24	25	26	27
28	29	30				

May						
S	M	T	W	T	F	S
			1	2	3	4
5	6	7	8	9	10	11
12	13	14	15	16	17	18
19	20	21	22	23	24	25
26	27	28	29	30	31	

June						
S	M	T	W	T	F	S
						1
2	3	4	5	6	7	8
9	10	11	12	13	14	15
16	17	18	19	20	21	22
23	24	25	26	27	28	29
30						

July						
S	M	T	W	T	F	S
	1	2	3	4	5	6
7	8	9	10	11	12	13
14	15	16	17	18	19	20
21	22	23	24	25	26	27
28	29	30	31			

August						
S	M	T	W	T	F	S
				1	2	3
4	5	6	7	8	9	10
11	12	13	14	15	16	17
18	19	20	21	22	23	24
25	26	27	28	29	30	31

September						
S	M	T	W	T	F	S
1	2	3	4	5	6	7
8	9	10	11	12	13	14
15	16	17	18	19	20	21
22	23	24	25	26	27	28
29	30					

October						
S	M	T	W	T	F	S
		1	2	3	4	5
6	7	8	9	10	11	12
13	14	15	16	17	18	19
20	21	22	23	24	25	26
27	28	29	30	31		

November						
S	M	T	W	T	F	S
					1	2
3	4	5	6	7	8	9
10	11	12	13	14	15	16
17	18	19	20	21	22	23
24	25	26	27	28	29	30

December						
S	M	T	W	T	F	S
1	2	3	4	5	6	7
8	9	10	11	12	13	14
15	16	17	18	19	20	21
22	23	24	25	26	27	28
29	30	31				

- If your collection day is during the "A Week" then follow the schedule for the shaded yellow week. Ex: Thursday A service days in January are the 3rd & 17th.
- If your collection day is during the "B Week", you will follow the unshaded week's schedule. Ex: Tuesday B service days in January are the 8th and 22nd.

*For the Holiday Schedule and additional information, visit our website at www.houstonsolidwaste.org or call the Houston Service Helpline 3-1-1.

Follow us:

@houstontrash /houstonsolidwaste

www.houstonsolidwaste.org

or call 3-1-1 for additional information.



City of Houston
Solid Waste Management
Department

WEST BELLFORT PROPERTY OWNERS ASSOCIATION, INC.
ARCHITECTURAL CONTROL APPLICATION

In accordance with the governing documents of your Association, all exterior improvements and/or changes from the original construction must be submitted for and approved by the Architectural Control/Review Committee (ACC/ARC). Failure to receive approval for the improvement and/or change may result in you having to remove, alter or change the improvement in order to comply with the rules and regulations of the Association. Please complete the application below in its entirety and return to **STERLING ASSOCIATION SERVICES, INC. (SASI) to 11201 LAKE WOODBRIDGE, SUGAR LAND, TX. 77478 (Phone 832-678-4500)** or Facsimile 832-678-4497) Email: Houston@sterlingasi.com

Community Association _____

Property Address _____ Sec/Blk/Lot _____ / _____ / _____

Name _____

Work# _____ Home# _____ E-mail _____

Mailing Address _____

No improvement will be considered and is automatically denied without the following:

- ▶ **A site plan/survey indicating location of the proposed improvement, providing the distance from the structure to the fence and/or lot lines and easements.**
- ▶ **Color swatches and samples or pictures of materials to be used in the improvement (shingle, paint, brick, stain, siding, etc).**
- ▶ **Completion of all applicable areas below of the application.**

Status: _____ / _____ - _____ / _____ / _____ _____ / _____ / _____
 Start Stop Date Date of Completion Under Construction

Check one of the following:

- | | | |
|---|---|--|
| <input type="checkbox"/> Exterior Paint | <input type="checkbox"/> Roof (Weatherwood or Driftwood Only) | <input type="checkbox"/> Pool/Spa |
| <input type="checkbox"/> Patio (ground) | <input type="checkbox"/> Sunroom/Patio Enclosure | <input type="checkbox"/> Permanent Basketball Goal |
| <input type="checkbox"/> Patio Cover | <input type="checkbox"/> Gazebo | <input type="checkbox"/> Portable Basketball Goal |
| <input type="checkbox"/> Deck | <input type="checkbox"/> Arbor/Pergola | <input type="checkbox"/> Room Addition |
| <input type="checkbox"/> Fence | <input type="checkbox"/> Mailbox | <input type="checkbox"/> Driveway/Sidewalk (new & extension) |
| <input type="checkbox"/> Gates/ Burglar Bars | <input type="checkbox"/> Solar Screens | <input type="checkbox"/> Landscape Statuary |
| <input type="checkbox"/> Window Shades/ Awnings | <input type="checkbox"/> Playground Equipment | <input type="checkbox"/> Storm Doors/Windows |
| <input type="checkbox"/> Other _____ | | |

Size: Height _____ Width _____ Length _____

Location of Improvement:

Front of House Back of House Left side of house (stand and face house) Right side of house (stand and face house)

List of Materials with color and/or material samples or photos provided (check all applicable)

- | | |
|--|---|
| <input type="checkbox"/> Base paint color _____ | <input type="checkbox"/> Trim paint color _____ |
| <input type="checkbox"/> Garage door paint color _____ | <input type="checkbox"/> Garage door trim color _____ |
| <input type="checkbox"/> Stain color _____ | <input type="checkbox"/> Fence color/material _____ |
| <input type="checkbox"/> Siding color/material _____ | <input type="checkbox"/> Roof color _____ |
| <input type="checkbox"/> Other _____ | |
| <input type="checkbox"/> Other _____ | |

____ I understand the ACC/ARC are a group of volunteers in the community and will do their best to act as quickly as possible in their determination regarding my application. I hereby certify that the proposed construction/ modification is in full compliance with all the Declaration of Covenants, Conditions and Restrictions and all guidelines currently adopted by the Association. I do understand the committee has 30 days to review the request.

____ I understand that the decisions are determined concerning only my architectural plans submitted. I am responsible to obtain whatever easements, permits, licenses and approvals, which may be necessary to improve the property in accordance with the submitted plans.

Owner's Signature
APPROVED/APPROVED CONDITIONALLY/DISAPPROVED.

Date
ACC COMMITTEE CHAIR SIGNATURE and Date