

BEEHIVE A's Rumble Seat Review

EST.
1982



Review

May 2024



Beehive A's—The Model A Club of Northern Utah



Beehive A's is a Chapter of the Model A Ford Club of America

President's Message

Ron Lucero

Hello to all members of the Beehive A's!

April is now another month behind, and now starts May. Things are starting to BUZZ with things in the club as we had high school presentations of club members' Model A's to the students of Bonneville, Ben Lomond, and Fremont High Schools. Thanks to all who attended these functions and gave the younger generation a view and possibly an appreciation of the older generation vehicles. As we get older, our school days are done. When did you graduate? But we still are able to do school days with our cars. Unfortunately, school events for the year are completed, but we'll do it again next year. Thanks to all.


Our "Dust Off" tour was supposed to have happened in April, but April was not cooperative. So, now, we will have our "Dust Off" tour in May. May 11th is the Golden Spike celebration for the coming of the railroads together. Put this date on your calendar. More definitive plans will be given at the meeting, so please pay close attention when attending our May meeting. We also have a chance to show the club's autos to a Rehab center in Roy, on the May 18th. So please be willing to attend on this date also. Both days are a Saturday, so things should go smoothly for us.

As the month of May starts and many other things start getting geared up to rock and roll and stroll down the street. Let's remember to keep our vehicles in a safe, drivable condition. Bill Wiser's MOTOR PULL was a success, and the install was just as much a success also. Thanks again to members willing to help another club member out when mechanical wisdom and hand wrenching is needed. The donuts and root beer were well liked. Thank you, Bill Wiser, for allowing us to help when needed. That is what the club is about—helping others when needed and to have those with the experience of mechanical issues to help repair and replace.

As we approach May, it too will seem to go quickly, and parades and car shows will be upon us. Keep an ear out for the parades—we have been registered for some of them—and you as club members are all welcome to attend with us at these events.

See you all out there! BUZZ the word around to those in the club and let's get involved!

Have a nice May....



Front cover: The Beehive A's at Bonnaville High School. See story on page 12.

Next Meeting:

Monday, May 13, 2024 at 7:00 PM

Pleasant Valley Library

5568 South Adams Ave
Washington Terrace, Utah

2024 Officers

Treats for 2024

May	Dennis Thompson
June	Kevin Youngberg
July	Shawn Youngberg
August	Keb Leete
September	Phil Dunn
October	Bill Wisner
November	Kathy Christiansen

President:

Ron Lucero....luceronald155@gmail.com

President Elect:

Heidi Pitkin
itsthepits5@gmail.com

Vice President:

Keb Leete....kleete@comcast.com

Treasurer/Secretary:

Jim Brown....na7gjim@msn.com

Newsletter Editor:

Henry Dominguez....dominguezh2@aol.com

Historian:

Bill Wisner....bill.wisner@wiservision.com

MAFCA Representative:

Brian Gough

Past President:

Mike Nichols....mtnichols@yahoo.com

Long Range Calendar

Please see our calendar of upcoming events at:
<https://beehivea.com/upcoming-events>

Mechanics stop working on this Model A Ford long enough to have their photograph taken for posterity. This is the service department of Smith's Garage, the Ford dealership in Winnemucca, Nevada. (Courtesy Humbolt Museum)



From Pickup to Fire Truck

By Ron Lucero



During my career as a firefighter, I appreciated the experience of driving the big rigs with lights and siren. But I've also always been a Ford Model A enthusiast.

Now, being retired, I wanted to have a small vehicle that would represent the fire service and the men and women who serve their communities.

As children play and grow up, there are always those boys and girls who dream of being a firefighter. I was one of those who took advantage of the opportunity to become a firefighter ... and while serving as one, I always had a desire to have my own fire truck.

While I went through a phase of also wanting a muscle car, then a fancy car, I found myself always drawn to the



older style vehicles. Even as I purchased a new style Camaro, then a Corvette, the draw of an older style vehicle was always there.

So I sold the new vehicles and started looking for a Model A Pickup. After a few months, I located one near Oklahoma City. My son, who had recently retired from the U.S. Navy, lived nearby. Through long-distance conversations and my son taking a hands-on

Left: My grandson and I had a blast taking rides in the 1930 Pickup even before its restoration.





look, I purchased the 1930 Pickup and had it shipped to my home near Ogden, Utah.

With my Model A Pickup, I was excited to be back in the old vehicle realm. I joined the local Model A club (the Beehive Model A Club of Northern Utah) and

fell right in with all the club's people.

Learning to drive a Model A again was fun and different with the help of various club members. I felt happy and comfortable driving my Pickup. My grandson and I had a blast driving the truck around and to club outings.





After a while I noticed that the paint needed to be redone. The paint was faded and cracked in some areas, and some dings and dents needed to be repaired. I had the necessary funds, so I decided to have the Pickup torn down and repainted. Finding a worthy place was difficult, but eventually I found a nearby paint and restoration shop.

After sandblasting, what lay under the old paint was not pretty. I was confronted with much Bondo, rusted areas I could put my hand through, a lot of fiberglass, and more Bondo. The shop's professionals undertook the serious metalwork repairs.

To match the anticipated exterior appearance, the engine was been completely rebuilt, the brakes redone,

and new wiring installed throughout.

Now to repaint the truck. Being a retired firefighter, I decided to have it painted with a fire truck theme. That would represent the fire department to honor the past, present, and future firefighters who serve our local communities.

The truck was painted, then pinstriping and decals were placed with the fire department in mind. I added some firefighting equipment to the back wood panels by fabricating a ladder and pike pole. I then added a fire ax, fire hydrant wrench, and an emblem to accent the new paint job.

I added a fire ax, fire hydrant wrench, and an emblem to accent the new paint job.

Since having this done, I have had nothing but accolades and requests from local fire departments to participate in local activities. This truck is now a show piece at car shows and parades, representing the men and women who serve their communities.

And the fun of being able to drive my very own fire truck is a plus. ☺

Ron Lucero lives in Farr West, Utah, and belongs to the Beehive Model A Club of Northern Utah.



Long Range Calendar

Date/Time	Event	Location
<p>May 11 10:00 AM</p>	<p>Golden Spike National Monument Tour</p>	<p>Meet at Smith & Edwards at 10:00 AM Lunch at Golden Spike Restaurant in Corrine</p>
<p>May 13 7:00 PM</p>	<p>Member Meeting</p>	<p>Pleasant Valley Library 5568 South Adams Ave Washington Terrace, UT</p>
<p>May 18 9:30 AM</p>	<p>Heritage Park Rehabilitation Center & Hill Aerospace Museum Tour</p>	<p>Meet at the museum at 9:30 AM; then travel to rehab center, 2700 W. 5600 S., Roy FREE LUNCH, then to museum for tour</p>
<p>June 10 7:00 PM</p>	<p>Member Meeting</p>	<p>Pleasant Valley Library 5568 South Adams Ave Washington Terrace, UT</p>
<p>July 8 7:00 PM</p>	<p>Member Meeting</p>	<p>Pleasant Valley Library 5568 South Adams Ave Washington Terrace, UT</p>
<p>July 26 7:00 AM</p>	<p>Staggs Car Club Car Show</p>	<p>Plain Ciy Park 4351 W. 2425 N. Plain City, UT</p>

MAY BIRTHDAYS

Don Niederhauser
Heidi Pitkin
JoAnn Spinden
Ray Wheelwright

YEARS OF SERVICE AWARD

Happy Linden....40-Year Award

Note: As of this newsletter, all membership awards have been given out to those who have been present at our monthly meetings. Congratulations to all those who have received a 40-year, 30-year, 20-year, and 10-year milestone pins. If you have not yet received your membership pin, please contact Ron Lucero.

Parts Wanted

Daryl Hunt is looking for a rebuildable generator for a 1929 Model A. Please email him if you have one: schatzi170D@gmail.com.

INSTALLING NEW BRAKE DRUMS

by Ray Wheelwright

Unlike modern brake drums, which are made of cast iron, and modern brake shoes in which the linings are molded to the shoes, the Model A Ford had brake drums made of pressed steel and the brake linings were riveted to the shoes. The brake shoes worked okay, but the steel brake drums were less than optimal. When stopping hard, or when applying the brakes for long distances, such as going down long inclines, they had a tendency to get hot and expand, losing their ability to stop. Applying a steel band around the outside of the drum, as some Model A owners do, helps some, but does not eliminate brake fade. And to make matters worse, many of those old Model A brake drums were turned over-size, making the already thin brake drum even thinner—making the brake system even less efficient and dangerous!

The new brake drums that are available, however, are made of cast iron, like all modern brake drums, and are far superior to the original steel drums. They are machined to an 11-inch inside diameter and have a nice, thick wall. When the brakes are adjusted properly, you can achieve much better stopping, without fadeout.

The new drums look like the originals, but they come unpainted and without grease seals. You will need paint the drums, grease the bearings, and install new grease seals and cotter pins. You will also need a brake drum puller in order to get the old rear brake drums off the axle, and a grease seal installation tool.

You may have other things to look at, too, while you're replacing the brake drums and brakes shoes. Check the brake pedal bushings for wear and looseness; check the brake rods for straightness and wear; and make sure the emergency brake shoes have plenty of lining on them. And take a look at the backing plates. Over years of use, the brake shoes wear a groove or notch in them, causing the shoes to make clicking noise as the brakes are applied. So the backing plates may need to be reconditioned as well.


Overall, it's not a really hard job; it just takes time. If, at 88, I can do it, so can you youngsters.



This is the set of brand new front and rear cast iron brake shoes and brake shoe linings as received. They are well-made and look good, too.



One of the front spindles and backing plates ready for new brake shoes.



Brake shoes with new linings installed on backing plate. Notice how nice and thick the new linings are. They should last thousands of miles of use.



New brake drum with new grease seal and snap ring installed, ready to be put on the spindle.

VISITING AREA HIGH SCHOOLS

The Club got involved in visiting several area high schools in April. Some members went to Bonneville High on the 17th, some to Fremont High on the 19th, and some to Ben Lomond High on the 25th. The young students at all of the high schools were thrilled to get up close and personal with our old cars and to talk and learn about them.

The photo below is at Bonneville High. Posing with the students are our club members (left-right): Randy Christiansen and his wife, Kathy; Dennis Thompson standing next to his electric Model A pickup, and Ray Wheelwright, sitting in front of his Model A sedan.

By the smiles on everybody's faces, it appears that everyone had a good time.





Ben Lomond High School



Fremont High School



ENGINE R&R

There had been talk for months about how club member, Bill Wiser, had ordered a rebuilt engine for his 1930 Model A Tudor, and that he was going to have an engine pull party at his home garage. Well, after a few months of waiting, his new engine finally arrived and it was time to get to work. His new engine, by-the-way, was built by Bert's Model A Parts Center in Denver, Colorado, and it is a beauty, with a counter-balanced crankshaft and high-compression head.

A slew of club members showed up at Bill's garage at precisely 9:00 AM for the big event. Bill had the car all ready—the hood off, grille shell and radiator removed, and the headlight bar removed, as well, for easy access to the engine. And his beautiful, new engine lay on the floor, ready for installation.

With some guys on the top and some under the car, they soon had the old engine unbolted from the frame and transmission, and using a "cherry picker," removed the engine from the car. And as the old saying goes, "While you're in there, you might as well..." In this case, they cleaned the inside of the transmission bell housing, and installed a new clutch throwout bearing. The last thing you'd want is to do all this work and then have the throwout bearing go out a month later. So a new bearing would prevent all that heartache.

With a lot of work from a lot of people, Bill had his new engine in his car by 3:00. Unfortunately, they couldn't get the engine running that afternoon, but Bill got it all back together by the end of the week and drove it to work! "It's running quite well," he informs us.

Bill wants to thank everybody who came by and helped him put his new engine in. "That's what the club is all about!" he said.



Bill had already removed the front end parts when everybody arrived.



The "cherry picker" hooked up to the old engine, ready to be removed.



Under the car, Bill, center, working with Kevin Youngberg (left) and Chaz Walker, to unbolt the old engine from the transmission.



Back on top, Bill watches anxiously as the old motor is lifted out of the frame.



Dennis Thompson (left), Randy Christiansen, and Phil Dunn ogling over Bill's new Model A engine.



Voilà! Bill's engine came out without too much trouble, and the old Ford is ready for its new engine. Bill's happy!



MORE THAN JUST AN AWARDS BANQUET IT'S A MINI CONVENTION

SALT LAKE CITY
DECEMBER 11-14 2024

BUS TOURS

GOLDEN SPIKE NATIONAL PARK



SPACE SHUTTLE BOOSTER
AND ROCKET DISPLAY



SALT LAKE CITY HISTORY TOUR



<https://utahvalleymodelclub.org/nab>


SEMINARS

UTAH HISTORY IS AMERICAN HISTORY
EDEL FORD AND THE MODEL A
THE ULTIMATE MODEL A QUIZ

NEARBY ATTRACTIONS

TABERNACLE CHOIR SUNDAY MORNING
PIONEER VILLAGE CANDLELIGHT CHRISTMAS
TEMPLE SQUARE GUIDED TOURS

REGISTER NOW
AND GET A FREE
POLO SHIRT WITH
YOUR CAR
IN THE LOGO



2024 Salt Lake City National Awards Banquet
 MAFCA's Annual Mini Convention
 December 11 - 14, 2024
 Salt Lake City Marriott University Park
 480 Wakara Way
 Salt Lake City Utah 84108 - 800-228-9290
 Model A Club special pricing \$129 per night
 link to hotel registration

Name: _____ Spouse/Partner _____

Address: _____ City/State/Zip _____

email: _____ Cell Phone: _____

MAFCA Number* _____ Chapter _____

Emergency Contact _____ Phone _____

Item	Qty	Charge	Sub Total		
Registration postmarked before October 1st 2024				\$80/per family	
Registration postmarked after October 1st 2024				\$95/per family	
NO REFUNDS AFTER OCTOBER 1st 2024					
One free polo shirt per registration prior to October 1st 2024				Size:	n/c
Include a high-resolution digital photo of your car					
Additional shirts		Size:	\$35 each		
Wednesday December 11 at 7:00 p.m.					
Welcome Reception - Hors d'oeuvres and Floor Show				\$32 each	
Thursday December 12					
MAFCA Board Meeting 9:00 to 5:00 as needed				n/c	
Seminar 1 The Ultimate Model A Quiz 9:00 to 10:00				\$10 each	
Seminar 2 U.S. History That Happened in Utah 10:15 to 11:15				\$10 each	
Lunch break - on your own 11:15 to 1:30					
Seminar 3 Edsel Ford and His Mark on the Model A 1:30 to 2:45				\$10 each	
Fashions Workshop 9:00 to 12:00				pay on site per project	
Friday December 13 All Day Bus Trip					
The Rocket Garden and Golden Spike National Monument Tour				\$75 each	
Late lunch at Maddox Family Restaruant				Included with tour	
Saturday December 14 Half Day Bus Trip					
Tour of Salt Lake City's Historic Sites				\$70 each	
National Awards Banquet				\$85 each	
Total:					

Make check payable to 2024NAB

Mail this Registration Form, the MAFCA Waiver form and your check to:

Robert Mack - 1537 W. Meadow Lane, Mapleton, UT 84664 - 801-682-3731

Send a good sharp digital 3/4 view of your car for your free polo shirt's custom logo to:

Robert Mack at mack4759@yahoo.com Put your name in the subject line.

If interested in sponsorship opportunities contact Brad Christopherson at bdc.p51@gmail.com

* A free first-year MAFCA membership is available. Contact Robert Mack above

Sponsors

JENSEN *AUTO* *SERVICE*

Jensen Auto Service

3192 Midland Drive

Ogden, UT 84401

801-621-4252

<https://www.jensenautoservice.com>

Snyder's

ANTIQUE AUTO PARTS

