






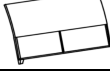







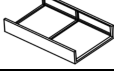



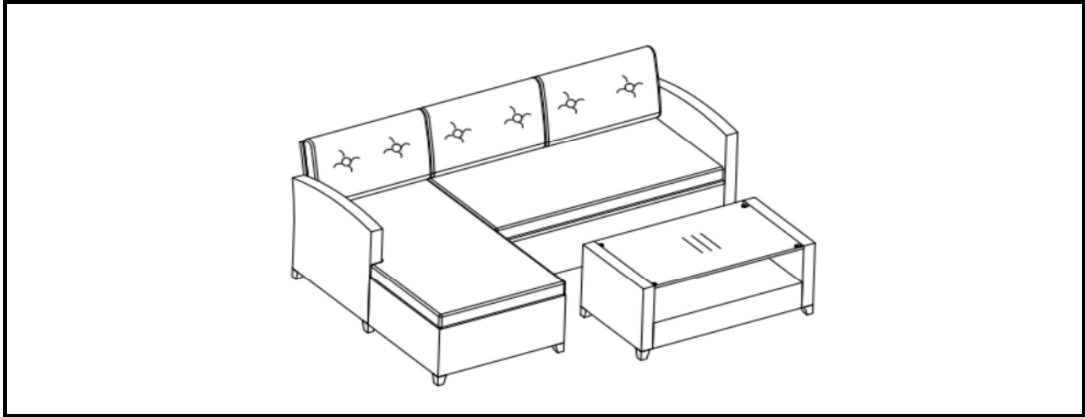


OS-BA-90-01

Avoid using sharp objects such as a knife to cut open packing as you may accidentally damage the upholstery.

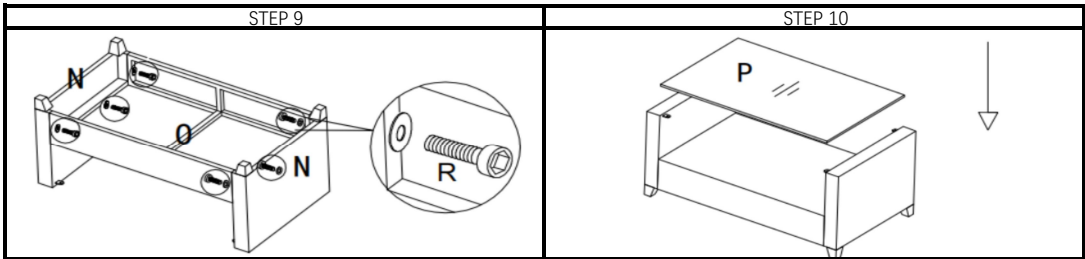
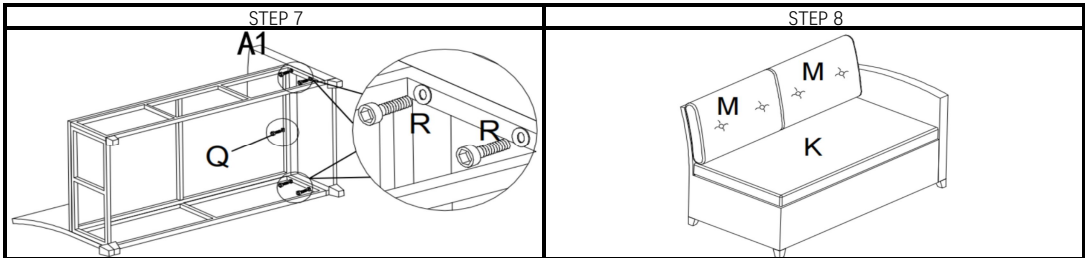
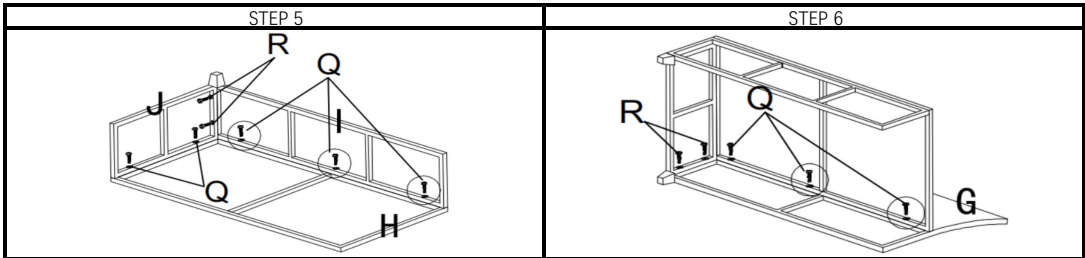
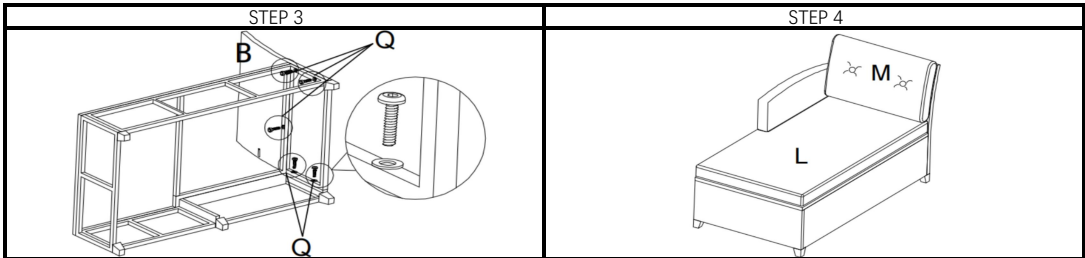
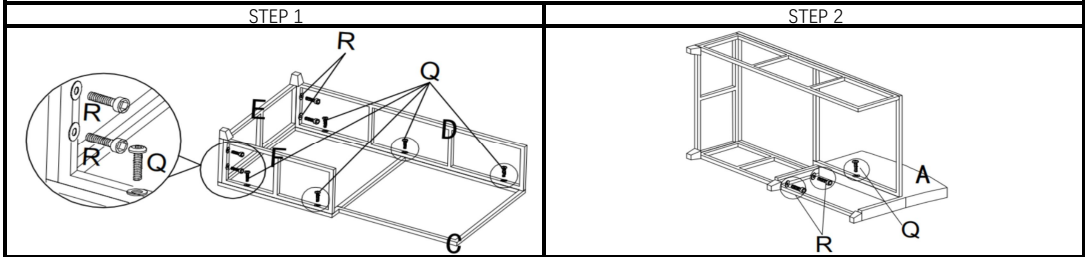
PARTS LIST			
ITEM	DESCRIPTION	SKETCH	QUANTITY
A	Right Arm		1 PC
A1	Left Arm		1 PC
B	Chaise Backrest		1 PC
C	Chaise Seat		1 PC
D	Chaise Left Panel		1 PC
E	Chaise Front Panel		1 PC
F	Chaise Right Panel		1 PC
G	Corner Backrest		1 PC
H	Corner Seat		1 PC
I	Corner Front Panel		1 PC
J	Corner Side Panel		1 PC
K	Corner Cushion		1 PC
L	Chaise Cushion		1 PC
M	Back Cushion		3 PCS
N	Table Leg		2 PCS
O	Table Linker		1 PC
P	Table Glass		1 PC
Q	Bolt and Washer M6*35		20 PCS
R	Bolt and Washer M6*30		20PCS

S	Allen Key		1 PC
---	-----------	---	------



ASSEMBLY INSTRUCTIONS

Do not fully tighten bolts until assembly is complete.



CLEANING INSTRUCTIONS: Clean with soft cloth

ADULT ASSEMBLY REQUIRED

If you are missing any parts or have any questions regarding assembly, do not return this item to the retailers store. Please call our toll-free, customer service number and have this assembly manual open to the parts list ready to provide the model name, number and part name or number.



Customer Service

1-877-864-5752

8:30 AM PST - 4:00 PM PST (Monday-Friday)

Website: www.dwellhom.com

Missing Parts: parts@dwellhom.com

Warranty Information: www.dwellhom.com/warranty