



# SELECTOR

Office Furniture Range for New Zealand  
[knightgroup.co.nz](http://knightgroup.co.nz)

ISSUE: FEBRUARY 2023



 **KNIGHT**

# Contents

15 Year Warranty	4
Delivery Services	6
Production & Delivery Timeframes	8
Certification	10
Fabric & Melamine	14
3D Layout Service	16

## SEATING 20

Air ●	30
Banquet	56
Bentley	24
Blade	26
Deluxe Folding	54
Echo	53
Evo ★	34
Falcon	20
Flex ★	25
Game	57
Holly	32
Hub	60
Inde	54
Jazmin	50
Jump	43
Klub	55
Legend	21
Luna	51
Luna Button	52
Matrix	43

Metro	22
Moda	23
Monza	20
Motion Sync ●	29
Mozart Plus	32
Neo	62
Nova	37
Otto	61
Ozone	44
Plymouth	41
Que	45
Raven	44
Raz	47
Scroll	30
Seeger	59
Solace	30
Stax	56
Stool	31
Strauss	39
Swift	55
Tetra	53
Tone ●	26
Urban Mesh	27
Vision	49
Vivo ●	21
Vortex	62
Zone ●	61
Seating Components	63



**DESKING, TABLES + STORAGE 66**

Agile Boost ★	110
Agile Desks ★	112
Agile Mobiles	136
Agile Pro Desks ●	137
Agile Workstations ★	125
Anvil ★	100
Anvil Bar Leaner ★	103
Anvil System ●	105
Cubit ★	80
Cubit Bar Leaner ★	90
Cubit Highrise Electric	96
Cubit System ●	93
Eko	66
Ergoplan	72
Life	156
Polo	158
Pivot ●	158
Team	153
Team Flip ★	148
Zion	159

**SCREENS 162**

Active25	169
E-Panel	172
Studio50	162

**COMPONENTS 176**

Cable Management	178
Screen Brackets	176
Tops ★	179

**ACCESSORIES 181**

Agile Monitor Arm	181
Bookcase ●	181
Planter Wall ●	181

**CONEXION 184****MOTIONOFFICE 192**

Accessories	206
Arc	199
Cape	202
Disc	201
Expo	198
Fin	202
Loop	204
Meeting	198
Power & Data	207
Ring	198
Shell	197
Tables ●	205
Zip	196

★ NEW ITEMS ADDED TO RANGE   ● NEW PRODUCT   ● RUN-OUT





# 15 YEAR WARRANTY

★ ★ ★ ★ ★

At Knight, we've embraced a lot of change since we started in 1987. We've grown from a small family business to become an industry leader throughout New Zealand. We know our roots, never tried to be too serious, or pretend to be something we're not. What we are serious about, is the relentless pursuit of quality behind our products.

We design, and build for endurance, then rigorously test to the equivalent of 15 years of average usage. We've spent years researching and putting into place production controls that comply with international certifications. We guarantee a true promise of quality & design that stands the test of time. The home of New Zealand's best office furniture warranty.

**The most important part of  
a customer's experience is  
after the sale.**

# Introducing the ultimate office furniture warranty.

All Knight Group products are durable for long-term performance and value. Our range has been rigorously tested to the equivalent of 15 years average use, and our processes comply with internationally recognised certifications. We know the peace of mind a warranty like this can give when making a purchase. If you need to know any information about the legal terms of your warranty, you can find everything right here, or simply give one of our friendly account managers a call.

**The 15 Year Warranty is valid on orders placed on or after 1st October 2018.**

## Warranty

Knight Group promises the original purchaser that it will repair or replace with a comparable product, at its discretion and free of charge (for material and components) any product, part or component which fails under normal use over the duration of specified warranty term (taken from the date of purchase). Normal commercial usage is defined as the equivalent of a single shift, 40-hour work-week.

Upon lodging a warranty claim, a copy of the original purchase order (or advise of this purchase order reference number) along with a detailed description of the service required and a photograph or video outlining the fault, must be provided to Knight Group.

Goods purchased from Knight are covered by guarantees that cannot be excluded under the New Zealand Consumer Guarantees Act. The Customer is entitled to a replacement or refund in a case of major fault, and to compensation in the case of reasonably foreseeable loss or damage. Goods will also be repaired or replaced if they fail to meet acceptable quality standards and the failure does not amount to a major failure.

Minor variations in dimensions, colour, grain, or finish in Goods received by a Customer, when compared with images or descriptions on the Website, are not covered by this Warranty. The Warranty does not cover damage that affects only packaging. Goods will also be repaired or replaced if they fail to meet acceptable quality standards and the failure does not amount to a major failure.

## Warranty Exclusions:

This warranty does not apply and no other warranty applies to:

- Products that were not installed, used or maintained in accordance with Knight Group instructions.
- Normal wear and tear, which is to be expected over the course of ownership.
- Upholstery fabric (including mesh) and textiles.
- Abuse, misuse, accident, or repeated knocks, for example by rigid armrests against laminated desk edges.
- Alteration or modification of the product including substitution of Knight Group components with any unauthorised non-Knight Group components.
- Variations occurring in surface materials (e.g. colour fastness, sheen on laminates or matching grains, textures and colours across dissimilar lots).
- Upholstered armrests.
- Products used for rental purposes.

**To the extent allowed by law, Knight Group makes no other warranty, either express or implied, including any warranty of merchantability or fitness for a particular purpose. Knight Group will not be liable for any consequential or incidental damages.**

*Knight reserves the right to update warranty conditions specified in this document as and when required.*

# Delivery Services

***\*Please refer to our delivery and project document found on the Knight Group website for detailed information. Please contact our team to discuss your delivery and project requirements and request a quote.***

## Free Freight for Business Delivery

Knight Group standard pricing includes free freight to the ground floor of a business address with access between standard business hours Monday – Friday and allows for a total of 15 minutes for a delivery.

Free freight includes delivery to a business district located in metropolitan, large or medium regional centres of New Zealand.

### Freight will incur a delivery charge for:

- Deliveries to \*small regional areas may incur an additional delivery charge.
- Deliveries to any business located from a home office or located outside of a business district.
- Urgent freight requests
- Private & home deliveries (charged per consignment)
- Saturday delivery (when possible)
- Delivery to multi-storey levels
- Delivery to rural, remote and offshore locations
- Coordinated deliveries to meet a specific date
- Large consignments that require additional time on site
- Selected freight carriers outside of the free freight offer

### Please enquire prior to placing an order regarding delivery charges.

#### Please note:

- Multi-level charges can be calculated by visiting the Knight Group website or please check with the Knight Group team for current rates. Large consignments require a project quote.
- Extra charges will apply on top of the per piece charge for multi-storey level deliveries with no lift access (requiring a stair lift). Please call for a freight quote prior to placing an order.
- Set rural delivery charges (per piece) exclude delivery to Waiheke Island and other offshore and remote locations. Please call for a quote.
- Knight Group retain the right to select carrier for freight free delivery. Please request a quote if you require a specific carrier for your delivery.

For deliveries that require a more specialised service (delivery on a specific day or time, special delivery instructions). **Please request a quote.**

**Freight carriers allow a total of 15 minutes for a delivery** and can be requested to remain at the delivery address for up to 15 minutes (including time to deliver) to allow the receiver time to check the goods.

## Freight Acceptance Policy

Deliveries of furniture from Knight Group are undertaken by selected freight carriers. Furniture is dispatched from Knight Group warehouse in good order & condition – acknowledged by the freight provider by way of signing the consignment note when the furniture is dispatched.

When the product is delivered to you (or your customer), you (or your customer) will be asked to **sign** a consignment note, accepting delivery and responsibility for the product. Once you have done so, the product, in whatever condition it is in, is solely your responsibility (excluding any manufacturing fault, which is covered by warranty), **and no claim for damage will be accepted beyond that point.**

Freight carriers will stay at the delivery address for **15 minutes** to give the recipient time to carefully check the goods. The steps you take are crucial!

If extra time is required to check the goods for damages, please contact the team to pre-arrange with our freight partners where possible.

1. Carefully check the goods for any visible damage before signing for them.
2. The delivery driver must wait for a signature on the consignment note before leaving the product on your premises and in your control.
3. **Do not sign for the goods as in good order and condition unless you are satisfied there is no damage.**
4. If you or your customer are not satisfied with the condition of the packaging and the product within is damaged, please do not accept delivery of the damaged item. Please contact Knight Group to arrange a replacement.

Please advise your customer to report a damage, freight companies do not automatically advise Knight Group if you or your customer receive a damaged item. **Consignments rejected as damaged are to be reported within 3 days for claim to be accepted.**

5. If you or your customer are **unsure** about the condition of your product due to minor packaging damage, please accept the delivery and sign the consignment note with damaged clearly marked while you check the condition of the product once packaging has been removed. **Consignments accepted but signed for as damaged are to be reported within 3 days for claim to be accepted if the product is in fact damaged.**

Please contact Knight Group to arrange collection and replacement of the damaged item. Please advise your customer to report a damage, freight companies do not automatically advise Knight Group if you or your customer receive a damaged item.

6. Under no circumstances should you mark the consignment note with STI or Subject to Inspection. This is not accepted by any freight carrier as a basis to claim for damage.
7. Please be clear that once you or your customer sign to accept delivery of the product, you are accepting full ownership for that product in its current condition. If you find concealed damage, please notify us immediately and no later than the day of delivery, we have a small window to investigate claims delivered that day dependent on the freight carrier responsible.
8. If the recipient (either you or your customer) doesn't follow this procedure, **there is no claim option available**, and the cost must be accepted by your company.

While we understand this will take a little more effort at the time of delivery, we are confident that it will improve the whole delivery process and help to reduce the amount of complications should there be any damage to your orders.

## Ordering

**Please ensure when ordering products, that the correct product codes and descriptions are used.**

## GST

All Knight Group pricing excludes GST.

**Freight Policy effective from 1st January 2023.**

# Production & Delivery Timeframes

**Delivery Timeframes** \*once your order is ready ship. Refer to production lead-times.

**North Island:** allow up to 3-5 working days

**South Island:** allow up to 5-7 working days

**Rural & Home Delivery :** Allow up to 7 working days

## Production Lead Times

**Studio50 & Active25 Screens:** 10 working days

**Seating:** Lead times vary - refer to seating table below

**Custom Tables & Tops:** Leadtimes vary - ask your Customer Relationship Specialist

**OF** = Other fabric colours, fabric ranges or custom fabric (working days)

**ASS** = Delivered assembled








**KD** = Delivered in a carton ready for assembly

 = 48 hour dispatch (order to be received by 10am)









Please note large volume orders may exceed these production & delivery times.

## Seating Production Lead Times

### Executive Seating

							
<b>Bentley</b> (MB & HB)	<b>Moda</b> (MB & HB)	<b>Metro</b> (MB & HB)	<b>Legend</b> (HB)	<b>Falcon</b> (HB)	<b>Monza</b> (MB & HB)	<b>Vivo</b> (HB)	<b>Vivo</b> (MB)
<b>KD = 48</b>	<b>KD = 48</b>	<b>KD = 48</b>	<b>KD = 48</b>	<b>KD = 48</b>	<b>KD = 48</b>	<b>KD = 48</b>	<b>KD = 48</b>

### Mesh Seating

							
<b>Flex</b>	<b>Urban</b>	<b>Motion Sync</b>	<b>Scroll</b>	<b>Air</b> (HB)	<b>Solace</b>	<b>Blade</b>	<b>Tone</b>
<b>KD = 48</b>	<b>KD = 48</b>	<b>KD = 48</b>	<b>KD = 48</b>	<b>KD = 48</b>	<b>KD = 48</b>	<b>KD = 48</b>	<b>KD = 48</b>



## Task Seating

								
<b>Plymouth</b> (HB)	<b>Strauss</b> (HB)	<b>Evo</b> (MB & HB)	<b>Evo Luxe</b> (HB)	<b>Evo Express</b> (HB)	<b>Nova</b> (HB)	<b>Mozart Plus</b> (HB)	<b>Holly</b> (MB & HB)	<b>Stool</b>
3-5 Days	3-5 Days	3-5 Days	ASS (Black) = 48 OF = 3-5 Days	KD = 48 (Black)	3-5 Days	3-5 Days	3-5 Days	3-5 Days

## Visitor Seating

								
<b>Vision</b> <i>STANDARD &amp; MESH</i>	<b>Que</b>	<b>Que</b> <i>SKID</i>	<b>Raz 2</b>	<b>Raz 2</b> <i>SKID</i>	<b>Swift</b>	<b>Jazmin</b>	<b>Jump</b>	<b>Matrix</b> <i>STANDARD &amp; PADDED</i>
3-5 Days	3-5 Days	3-5 Days	3-5 Days	3-5 Days	KD = 48	3-5 Days	KD = 48	3-5 Days

								
<b>Ozone</b>	<b>Luna</b> <i>CASTOR</i>	<b>Luna</b> <i>OAK</i>	<b>Luna</b> <i>BARSTOOL</i>	<b>Luna</b> <i>Button</i>	<b>Echo</b> <i>Granite Grey</i>	<b>Tetra</b> <i>Grey</i>	<b>Raven</b>	<b>Inde</b>
ASS = 48	3-5 Days	3-5 Days	3-5 Days	3-5 Days	ASS = 48 OF = 3-4 Weeks	ASS = 48 OF = 3-4 Weeks	3-5 Days	ASS = 48

## Conference Seating

								
<b>Seeger</b>	<b>Hub</b>	<b>Stax</b>	<b>Game</b> <i>4 LEG</i>	<b>Game</b> <i>SKID</i>	<b>Game</b> <i>BARSTOOL</i>	<b>Banquet</b>	<b>Klub</b>	<b>Deluxe Folding</b>
3-5 Days	ASS = 48	ASS = 48	3-5 Days	3-5 Days	3-5 Days	ASS = 48	ASS = 48	ASS = 48

## Soft Seating

					
<b>Vortex</b>	<b>Vortex 2</b>	<b>Neo 1</b>	<b>Neo 2</b>	<b>Neo 3</b>	<b>Otto</b> <i>Motion Felt Covers</i>
ASS = 48	ASS = 48	ASS = 48	ASS = 48	ASS = 48	ASS = 48 OF = 10 Days

# Certification

As a leading wholesaler in the workplace furniture market, Knight recognised that pursuing ISO certification was a natural step on its continuous improvement journey. Knight is committed to maintaining high quality product & service standards, being a responsible steward of the environment, and ensuring the safety and well-being of people in their work.



## ISO 14001

ISO 14001 Certification is the international standard that specifies requirements for an effective Environmental Management System (EMS). It provides a framework that Knight as an organization can follow. At Knight we are using this framework as an approach to continuous improvement across all environmental aspects of our business.

---



## ISO 45001

ISO 45001 is the benchmark to assess Occupational Health & Safety Management systems for organisations. This standard contains vital information about meeting legal requirements and invaluable guidance on how to establish sustained improvement in health and safety performance in your business.

---



## ISO 9001

ISO 9001 Certification is the world's most widely recognized Quality Management System (QMS). At Knight it's our guiding principle to meet the expectations and needs of our customers through quality management systems that continually monitor and manage quality across all operations to deliver consistent performance and service.



As an integral part of the design process, Knight supports policies and practices that puts your business at the heart of what we do. We are committed to helping safeguard all natural habitats and communities affected by our operations. We strive to make the most efficient and responsible use of renewable resources, including water, soil and forests. Our designs and products are carefully manufactured from trusted partners, with certifications including:



#### WARRANTY

Knight Group guarantees you for up to 15 years against faulty parts and workmanship based on a normal 40 hour week.



#### E1 BOARD

LFE stands for Low Formaldehyde Emission and is known as “E1”, an internationally recognised standard of safety for composite wood board. This certification characterises an engineered wood product that is unobjectionable for almost all intents and purposes and may be used for interior finishing and furniture.

E1 boards have formaldehyde levels so low as to be undetectable on many occasions and are on all occasions well below occupational and environmental standards including the threshold for cancer (2.4mg/m3) defined by the World Health Organization (WHO). Our E1 boards have undergone ASTM testing, a test method which is an internationally recognised standard. As part of our commitment to a healthy & safe environment, E1 composite wood board is our standard material across all furniture ranges.



#### ISO 14001

Our ranges are manufactured in factories accredited to ISO14001. This internationally recognized and independently certified Environmental Management System (EMS) plays an important role in decreasing pollution and waste in the manufacturing process and reducing the overall environmental footprint of a factory's operations.



#### GREENGUARD

Products that have achieved GREENGUARD Certification are scientifically proven to meet some of the world's most rigorous third-party chemical emissions standards, helping to reduce indoor air pollution and the risk of chemical exposure. **Applies to: Tone**



#### AFRDI

AFRDI Certification is a set of standards covering strength, durability, stability and safety (and ergonomics in the case of desks and workstations). This means that Knight are accountable for maintaining the quality of our products, submitting them for regular auditing to ensure they meet the highest standards for commercial use. **Applies to: Evo, Evo Luxe, Plymouth, Urban Mesh and Agile Pro (Level 6 – Severe Commercial).**



#### **BIFMA**

BIFMA Certification focuses on safety and performance standards developed by the BIFMA Engineering Committee. The standards provide manufacturers, specifiers, and users with a common basis for evaluating safety, durability, and the structural adequacy of the specified furniture, independent of construction materials. The standards define specific tests, laboratory equipment to be used, the conditions of test, and the minimum acceptance levels to be used in evaluating these products.

**Applies to: Air, Tone, Solace, Game, Agile Electric Desks (2 & 3 column) & Agile Pro Desks.**

---



#### **GREEN TAG**

Global Green Tag certified products pass the world's toughest standards to protect you, and your family's health and safety, minimise your impact on our finite planet and put the power of selection back in your hands.

---



#### **GOODWOOD**

The manufacturer's environmental policy confirms that composite wood materials are sourced from well-managed, sustainable forests and that they hold internationally recognised forestry stewardship certification.

Because forestry stewardship means following the highest social and environmental criteria, it often requires managers to adapt their management and operations. This is how forestry stewardship has a direct and permanent positive impact on the world's forests and the people living from, in and around the forest. Forestry stewardship cares for material through the production process - from the forest to the consumer, including successive stages of processing, transformation and manufacturing.

---



#### **FSC CERTIFIED**

By choosing products with FSC labels, you are helping to take care of the world's forests. The Forest Stewardship Council® (FSC) mark means that the wood you are buying comes from responsibly managed forests. To become FSC certified, forest operations must meet demanding environmental, social and economic requirements, as confirmed by an independent third party.

---



#### **C TICK APPROVED**

The C-Tick is an identification trademark registered to the ACMA, which signifies compliance with applicable EMC standard and also provides a traceable link between the equipment and the supplier.

---



#### **LAMINEX®**

Our New Zealand sourced worktops are made by Laminex® who create naturally beautiful, durable and unique surface finishes for commercial furniture.

# A good choice for the environment.

## Eco Friendly Packaging.

As consumers become more conscious of their purchasing habits, they're looking not only for eco-friendly products. They're also concerned about sustainable business practices across the board.








Knight Group supports policies and practices to protect our environment, conserve natural resources and reduce waste. As part of Knight's ongoing product development, 2023 will see the introduction of 'Eco Friendly' packaging for all desking and storage items.

Keep an eye out for the label below as this will indicate the changeover to our new 'Eco Friendly' packaging.



















# Fabric & Melamine










**CROWN FABRIC**

			
Freshwater	Riverstone	Electric	Galaxy
			
Indigo	Midnight	Ebony	




**BREATHE FABRIC**

							
Navy	Steel Blue	Royal Blue	Sky Blue	Baby Blue	Fern Green	Lime Green	Plum
							
Ruby Red	Tomato Red	Bright Orange	Burnt Orange	Black	Slate Grey	Alloy Grey	Camel


**SPLICE FABRIC**

				
Black	Charcoal	Grey	Blue	Lagoon
				
Yellow	Green	Orange	Red	

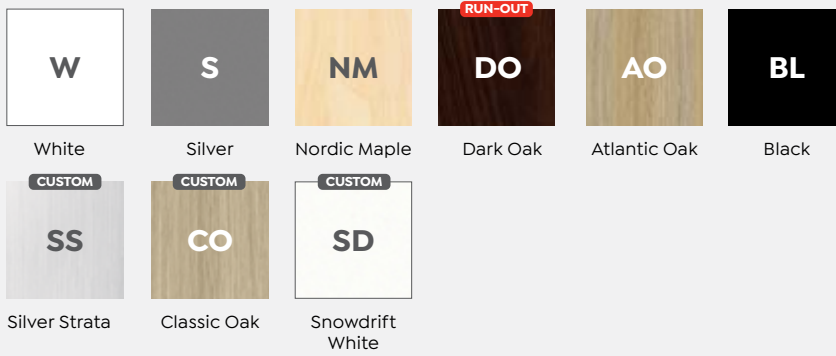
**PU + LEATHER**

		
White PU	Black PU	Black Leather


MOTION FELT



MELAMINE



POWDERCOAT



E-PANEL



# Welcome to Knight's 3D Layout Service

## FREE 3D LAYOUT SERVICE FOR OFFICE FIT-OUTS OF 10 SEATS OR ABOVE.

When you are pitching on an office fit-out, assisting your client in visualising exactly how their furniture will work in their new office space can significantly increase your chance of having the winning bid. At Knight, we want to do all we can to help your proposal/tender to be successful. When you specify Knight furniture in a floorplan or space design, you can utilise our designers to draw a 3D model of your space. This enables you to show your client how well their new office layout will work, giving them complete confidence to make their purchase!

**STEP 1. Contact your Account Manager** - give an overview of the entire job, including the budget and time frame.

**STEP 2. Supply floor plan with dimensions** - this can be as simple as a line drawing or as detailed as a CAD drawing.

**STEP 3. Indication of furniture** - this can be drawn on the floor plan but should be accompanied by an Excel spreadsheet indicating which room has which furniture.

As always, your account manager will be available to assist you in making recommendations on the best furniture for your client's budget and requirements.

The final layout - When we complete your new 3D layout, you will receive a collection of images, taken from many different angles, like some of the examples on the following page.

## ONE SET OF CHANGES APPLIES TO FREE DRAWINGS.

### ADDITIONAL CHANGES

0 - 60mins @ \$70 +gst

60+min - 120min @ \$140 +gst




















# SEATING RANGE

---

Executive Seating  
Mesh Seating  
Task Seating  
Visitor Seating  
Conference Seating  
Soft Seating









## SEATING

## EXECUTIVE

PRODUCT	CODE	DESCRIPTION
<b>FALCON</b>		
<b>5</b> YEAR WARRANTY	<b>120</b> KG RATING	<b>4+</b> HOUR COMFORT
		<b>Falcon Highback</b> Seat H: 520-610mm Seat W: 520mm Seat D: 510mm Back H: 670mm
	<b>KG_FCN_PU__KD</b>	Falcon - Black PU - KD 
	<b>KG_FCN_PU__ASS</b>	Falcon - Black PU - Assembled
<b>FALCON UPGRADE OPTIONS</b>		
	<b>KG_CA50B_UP</b>	50mm Brake Castor Upgrade (Set)
	<b>KG_GLIDE_UP</b>	Glide Upgrade (Set)
<b>MONZA</b>		
<b>5</b> YEAR WARRANTY	<b>140</b> KG RATING	<b>8+</b> HOUR COMFORT
		<b>Monza Highback</b> Seat H: 470-535mm Seat W: 520mm Seat D: 490mm Back H: 650mm
		<b>Monza Midback</b> Seat H: 470-535mm Seat W: 520mm Seat D: 490mm Back H: 490mm
	<b>KG_MONH_PU__KD</b>	Monza Highback - Black PU - KD 
	<b>KG_MONH_PU__ASS</b>	Monza Highback - Black PU - Assembled
	<b>KG_MONM_PU__KD</b>	Monza Midback - Black PU - KD 
	<b>KG_MONM_PU__ASS</b>	Monza Midback - Black PU - Assembled
<b>MONZA UPGRADE OPTIONS</b>		
	<b>KG_GAS200_UP</b>	200mm Gas Lift (Mid Lift) Upgrade Dimensions (min-max) 357-540mm
	<b>KG_CA50B_UP</b>	50mm Brake Castor Upgrade (Set)
	<b>KG_GLIDE_UP</b>	Glide Upgrade (Set)




















# SEATING

## EXECUTIVE

PRODUCT	CODE	DESCRIPTION
<b>LEGEND</b>		
<b>5</b> <b>YEAR</b> WARRANTY	<b>140</b> <b>KG</b> RATING	<b>8+</b> <b>HOUR</b> COMFORT
<b>Legend Highback</b> Seat H: 560-650mm Seat W: 550mm Seat D: 500mm Back H: 730mm		
	<b>KG_LGDH_PU_KD</b>	Legend Highback - Black PU - KD 
	<b>KG_LGDH_PU_ASS</b>	Legend Highback - Black PU - Assembled
<b>LEGEND UPGRADE OPTIONS</b>		
	<b>KG_CA50B_UP</b>	50mm Brake Castor Upgrade (Set)
	<b>KG_GLIDE_UP</b>	Glide Upgrade (Set)
<b>VIVO</b>		
<b>12</b> <b>MONTH</b> WARRANTY	<b>140</b> <b>KG</b> RATING	<b>8+</b> <b>HOUR</b> COMFORT
<b>Vivo Highback</b> Seat H: 420-500mm Seat W: 460mm Seat D: 455mm Back H: 1200-1280mm		
<b>Vivo Midback</b> Seat H: 420-500mm Seat W: 460mm Seat D: 455mm Overall H: 1020-1100mm		
	<b>KG_VIVOM_PU</b>	Vivo Executive Midback <b>RUN-OUT</b> Black PU - KD  <b>(12 Month Warranty)</b>
	<b>KG_VIVOM_PU_ASS</b>	Vivo Executive Midback <b>RUN-OUT</b> Black PU - Assembled <b>(12 Month Warranty)</b>
	<b>KG_VIVOH_PU</b>	Vivo Executive Highback <b>RUN-OUT</b> Black PU - KD  <b>(12 Month Warranty)</b>
	<b>KG_VIVOH_PU_ASS</b>	Vivo Executive Highback <b>RUN-OUT</b> Black PU - Assembled <b>(12 Month Warranty)</b>

## SEATING















## EXECUTIVE

PRODUCT	CODE	DESCRIPTION
<b>METRO</b>		
 15 YEAR WARRANTY *****	 140 KG RATING	 10+ HOUR COMFORT
 ISO 14001 EMS	<b>Metro Highback</b> Seat H: 480-560mm Seat W: 480mm Seat D: 510mm Back H: 620mm	<b>Metro Midback</b> Seat H: 480-560mm Seat W: 480mm Seat D: 510mm Back H: 410mm
	<b>KG_METH_L__KD</b>	Metro Highback <b>RUN-OUT</b> Black Leather* - KD 
	<b>KG_METH_L__ASS</b>	Metro Highback <b>RUN-OUT</b> Black Leather* - Assembled
	<b>KG_METM_L__KD</b>	Metro Midback <b>RUN-OUT</b> Black Leather* - KD 
	<b>KG_METM_L__ASS</b>	Metro Midback <b>RUN-OUT</b> Black Leather* - Assembled
	<b>KG_METH_PU__KD</b>	Metro Highback Black PU - KD 
	<b>KG_METH_PU__ASS</b>	Metro Highback Black PU - Assembled
	<b>KG_METM_PU__KD</b>	Metro Midback Black PU - KD 
	<b>KG_METM_PU__ASS</b>	Metro Midback Black PU - Assembled
	<b>KG_BMETH_PU</b>	Metro Highback Black Frame/Black PU - KD (Arm Covers included)
	<b>KG_BMETH_PU__ASS</b>	Metro Highback Black Frame/Black PU - Assembled (Arm Covers included)
	<b>KG_BMETM_PU</b>	Metro Midback Black Frame/Black PU - KD (Arm Covers included)
	<b>KG_BMETM_PU__ASS</b>	Metro Midback Black Frame/Black PU - Assembled (Arm Covers included)
<b>METRO UPGRADE OPTIONS</b>		
	<b>KG_CA50B_UP</b>	50mm Brake Castor Upgrade (Set)
	<b>KG_MODARM_COV</b>	Metro Arm Cover Upgrade (Each)
	<b>KG_GLIDE_UP</b>	Glide Upgrade (Set)

**\*PLEASE NOTE: Leather option is a combination leather and PU - arm covers, the facing surfaces of the seat and backrest are leather only.**

# SEATING








## EXECUTIVE

PRODUCT	CODE	DESCRIPTION
<b>MODA</b>		
<b>15</b> YEAR WARRANTY *****	<b>140</b> KG RATING	<b>10+</b> HOUR COMFORT
	<b>ISO</b> <b>14001</b> EMS	<b>Moda Highback</b> Seat H: 430-510mm Seat W: 480mm Seat D: 465mm Back H: 640mm
		<b>Moda Midback</b> Seat H: 430-510mm Seat W: 480mm Seat D: 465mm Back H: 450mm
	<b>KG_MODH_L__KD</b>	Moda Highback Black Leather* - KD 
	<b>KG_MODH_L__ASS</b>	Moda Highback Black Leather* - Assembled
	<b>KG_MODM_L__KD</b>	Moda Midback Black Leather* - KD 
	<b>KG_MODM_L__ASS</b>	Moda Midback Black Leather* - Assembled
	<b>KG_MODH_PU__KD</b>	Moda Highback <b>RUN-OUT</b> Black PU - KD 
	<b>KG_MODH_PU__ASS</b>	Moda Highback <b>RUN-OUT</b> Black PU - Assembled
	<b>KG_MODM_PU__KD</b>	Moda Midback <b>RUN-OUT</b> Black PU - KD 
	<b>KG_MODM_PU__ASS</b>	Moda Midback <b>RUN-OUT</b> Black PU - Assembled
<b>MODA UPGRADE OPTIONS</b>		
	<b>KG_CA50B_UP</b>	50mm Brake Castor Upgrade (Set)
	<b>KG_GLIDE_UP</b>	Glide Upgrade (Set)

**\*PLEASE NOTE: Leather option is a combination leather and PU - arm covers, the facing surfaces of the seat and backrest are leather only.**

## SEATING

## EXECUTIVE

PRODUCT	CODE	DESCRIPTION										
<b>BENTLEY EXECUTIVE</b>												
<b>15</b> YEAR WARRANTY *****	<b>160</b> KG RATING	<b>10+</b> HOUR COMFORT										
		<table border="0"> <tr> <td><b>Bentley Highback</b></td> <td><b>Bentley Midback</b></td> </tr> <tr> <td>Seat H: 455-595mm</td> <td>Seat H: 455-595mm</td> </tr> <tr> <td>Seat W: 480mm</td> <td>Seat W: 480mm</td> </tr> <tr> <td>Seat D: 475mm</td> <td>Seat D: 475mm</td> </tr> <tr> <td>Back H: 730mm</td> <td>Back H: 550mm</td> </tr> </table>	<b>Bentley Highback</b>	<b>Bentley Midback</b>	Seat H: 455-595mm	Seat H: 455-595mm	Seat W: 480mm	Seat W: 480mm	Seat D: 475mm	Seat D: 475mm	Back H: 730mm	Back H: 550mm
<b>Bentley Highback</b>	<b>Bentley Midback</b>											
Seat H: 455-595mm	Seat H: 455-595mm											
Seat W: 480mm	Seat W: 480mm											
Seat D: 475mm	Seat D: 475mm											
Back H: 730mm	Back H: 550mm											
	<b>KG_BENH_BL__KD</b>	Bentley Highback Black Leather* - KD 										
	<b>KG_BENH_BL__ASS</b>	Bentley Highback Black Leather* - Assembled										
	<b>KG_BENM_BL__KD</b>	Bentley Midback Black Leather* - KD 										
	<b>KG_BENM_BL__ASS</b>	Bentley Midback Black Leather* - Assembled										
<b>BENTLEY EXECUTIVE UPGRADE OPTIONS</b>												
	<b>KG_GAS200_UP</b>	200mm Gas Lift (Mid Lift) Upgrade Dimensions (min-max) 357-540mm										
	<b>KG_CA50B_UP</b>	50mm Brake Castor Upgrade (Set)										
	<b>KG_GLIDE_UP</b>	Glide Upgrade (Set)										

**\*PLEASE NOTE: Leather option is a combination leather and PU - armrests, the facing surface of the backrest and the whole seat are leather only.**



PRODUCT	CODE	DESCRIPTION
<b>FLEX</b>		

\*Seat reupholster or custom fabric required - 0.85m

**12**  
MONTH  
WARRANTY

**100**  
KG  
RATING

**6+**  
HOUR  
COMFORT

**Flex**  
Seat H: 400-500mm  
Seat W: 485mm  
Seat D: 520mm  
Back H: 600mm



**KG\_FLXMESH\_B\_\_KD** Flex - Black Fabric - KD **RUN-OUT** 

**KG\_FLXMESH\_B\_\_ASS** Flex - Black Fabric - Assembled **RUN-OUT**

**FLEX 2.0**

**15**  
YEAR  
WARRANTY  
\*\*\*\*\*

**140**  
KG  
RATING

**8+**  
HOUR  
COMFORT

**Flex 2.0**  
Seat H: 440-540mm  
Seat W: 480mm  
Seat D: 470mm  
Back H: 560mm



**KG\_FLXMESH2\_B\_\_KD** Flex 2.0 - Black Fabric - KD **NEW**   
**Coming 2023**

**KG\_FLXMESH2\_B\_\_ASS** Flex 2.0 - Black Fabric - Assembled **NEW**  
**Coming 2023**

**FLEX UPGRADE OPTIONS**



**KG\_DC\_UP** Draughting Upgrade - Chrome  
(includes foot ring and 270mm gaslift upgrade)



**KG\_GAS200\_UP** 200mm Gas Lift (Mid Lift) Upgrade  
Dimensions (min-max) 357-540mm



**KG\_CA50B\_UP** 50mm Brake Castor Upgrade (Set)













**KG\_GLIDE\_UP** Glide Upgrade (Set)

**KG\_REC** Recover Charge Only - Customer supplied fabric













## SEATING

# MESH

PRODUCT	CODE	DESCRIPTION
<b>BLADE</b> <span style="float: right;">*Seat reupholster or custom fabric required - 0.75m</span>		
<b>15</b> YEAR WARRANTY *****	<b>140</b> KG RATING	<b>8+</b> HOUR COMFORT
		<b>Blade</b> Seat H: 400-500mm Seat W: 480mm Seat D: 460mm Back H: 955-1050mm
	<b>KG_BLADE_B</b>	Blade Mesh - Black - KD 
	<b>KG_BLADE_B_ASS</b>	Blade Mesh - Black - Assembled
<b>TONE</b>		
<b>15</b> YEAR WARRANTY *****	<b>160</b> KG RATING	<b>8+</b> HOUR COMFORT
		
		<b>Tone</b> Seat H: 500-590mm Seat W: 500mm Seat D: 500mm Overall H: 1010-1100mm
		<b>Adjustment</b> Armrests: 85mm Lumbar: 40mm Headrest: 90mm Backrest Tilt: 0-20°
	<b>KG_TONE_B</b>	Tone - KD <b>NEW</b> 
	<b>KG_TONE_B_ASS</b>	Tone - Assembled <b>NEW</b>
	<b>KG_TONE_BHR</b>	Tone with Headrest - KD <b>NEW</b> 
	<b>KG_TONE_BHR_ASS</b>	Tone with Headrest - Assembled <b>NEW</b>
<b>TONE UPGRADE OPTIONS</b>		
	<b>KG_TONE_HR</b>	Tone Headrest <b>NEW</b>

# SEATING

## MESH

PRODUCT	CODE	DESCRIPTION
<b>URBAN MESH</b>		<b>*Seat reupholster or custom fabric required - 0.75m</b>
 15 YEAR WARRANTY *****	 160* KG RATING	 8+ HOUR COMFORT
 <small>(AFRDI - AS/NZS 4438 Level 6 - Severe Commercial Use).</small> <small>* Knight guaranteed to 160kg</small>		<b>Urban Mesh</b> Seat H: 480-570mm Seat W: 510mm Seat D: 465mm Back H: 550mm
	<b>KG_URBN_B</b>	Urban Mesh Nylon - Black - KD 
	<b>KG_URBN_B_ASS</b>	Urban Mesh Nylon - Black - Assembled
	<b>KG_URBN_##</b>	Urban Mesh Nylon - Motion Felt - KD 
	<b>KG_URBN_##_ASS</b>	Urban Mesh Nylon - Motion Felt - Assembled
	<b>KG_URBA_B</b>	Urban Mesh Alloy - Black - KD 
	<b>KG_URBA_B_ASS</b>	Urban Mesh Alloy - Black - Assembled
	<b>KG_URBA_##</b>	Urban Mesh Alloy - Motion Felt - KD 
	<b>KG_URBA_##_ASS</b>	Urban Mesh Alloy - Motion Felt - Assembled







FABRIC

## = Please specify Motion Felt



## SEATING

## MESH

PRODUCT	CODE	DESCRIPTION
<b>URBAN MESH UPGRADE OPTIONS</b>		
	<b>KG_URBCOV_##</b>	Urban Seat Cover - Motion Felt
	<b>KG_URB_ARM</b>	Urban Adjustable Arm (Pair)
	<b>KG_DC_UP</b>	Draughting Upgrade - Chrome (includes foot ring and 270mm gaslift upgrade)
	<b>KG_GAS200_UP</b>	200mm Gas Lift (Mid Lift) Upgrade Dimensions (min-max) 357-540mm
	<b>KG_CA50B_UP</b>	50mm Brake Castor Upgrade (Set)
	<b>KG_GLIDE_UP</b>	Glide Upgrade (Set)
	<b>KG_REC</b>	Recover Charge Only - Customer supplied fabric

PRODUCT	CODE	DESCRIPTION
<b>MOTION SYNC</b>		<b>*Seat reupholster or custom fabric required - 0.75m</b>

12  
MONTH  
WARRANTY

160  
KG  
RATING







8+  
HOUR  
COMFORT

**Motion Sync**

Seat H: 480-590mm  
Seat W: 470mm  
Seat D: 480mm  
Overall H: 980-1090mm

	<b>KG_MSYN CN_B</b>	Motion Sync - Black Fabric - KD <b>RUN-OUT</b> <b>(12 Month Warranty)</b>	
	<b>KG_MSYN CN_B_ASS</b>	Motion Sync - Black Fabric - Assembled <b>RUN-OUT</b> <b>(12 Month Warranty)</b>	
	<b>KG_MSYN CN_##</b>	Motion Sync - Motion Felt - KD <b>RUN-OUT</b> <b>(12 Month Warranty)</b>	
	<b>KG_MSYN CN_##_ASS</b>	Motion Sync - Motion Felt - Assembled <b>RUN-OUT</b> <b>(12 Month Warranty)</b>	

**MOTION SYNC UPGRADE OPTIONS**

	<b>KG_MSYN COV_##</b>	Motion Sync Seat Cover - Motion Felt <b>RUN-OUT</b> <b>(12 Month Warranty)</b>	
	<b>KG_MSYN C_ARM</b>	Motion Sync Adjustable Arm (Pair) <b>RUN-OUT</b> <b>(12 Month Warranty)</b>	
	<b>KG_DC_UP</b>	Draughting Upgrade - Chrome (includes foot ring and 270mm gaslift upgrade)	
	<b>KG_GAS200_UP</b>	200mm Gas Lift (Mid Lift) Upgrade Dimensions (min-max) 357-540mm	
	<b>KG_CA50B_UP</b>	50mm Brake Castor Upgrade (Set)	
	<b>KG_GLIDE_UP</b>	Glide Upgrade (Set)	
	<b>KG_REC</b>	Recover Charge Only - Customer supplied fabric	








FABRIC

## = Please specify Motion Felt



## SEATING

# MESH

PRODUCT	CODE	DESCRIPTION
<b>SCROLL</b>		
<b>15</b> YEAR WARRANTY *****	<b>140</b> KG RATING	<b>8+</b> HOUR COMFORT
		<b>Scroll</b> Seat H: 440-560mm Seat W: 485mm Seat D: 430mm Overall H: 865-965mm
	<b>KG_SCROLL_B_KD</b>	Scroll - Black Mesh/Nylon Base - KD 
	<b>KG_SCROLL_B_ASS</b>	Scroll - Black Mesh/Nylon Base - Assembled
<b>SOLACE</b> <span style="float: right;">*Seat reupholster or custom fabric required - 0.75m</span>		
<b>15</b> YEAR WARRANTY *****	<b>160</b> KG RATING	<b>8+</b> HOUR COMFORT
		<b>BIFMA</b> <b>Solace</b> Seat H: 440-540mm Seat W: 505mm Seat D: 440mm Overall H: 965-1065mm
	<b>KG_SOLMS_B</b>	Solace with Seat Slide - Black - KD 
	<b>KG_SOLMS_B_ASS</b>	Solace with Seat Slide - Black - Assembled
<b>SOLACE UPGRADE OPTIONS</b>		
	<b>KG_SOL_ADJ</b>	Solace Adjustable Arm (Pair)
	<b>KG_SOLBASE_A</b>	Solace Base - Alloy
	<b>KG_REC</b>	Recover Charge Only - Customer supplied fabric
<b>AIR</b>		
<b>12</b> MONTH WARRANTY	<b>140</b> KG RATING	<b>8+</b> HOUR COMFORT
		<b>BIFMA</b> <b>Air Highback</b> Seat H: 450-535mm Seat W: 470mm Seat D: 430mm Overall H: 1170-1260mm
	<b>KG_AIRH_B</b>	Air Highback - Black - KD <b>RUN-OUT</b> 
	<b>KG_AIRH_B_ASS</b>	Air Highback - Black - Assembled <b>RUN-OUT</b>

PRODUCT	CODE	DESCRIPTION
<b>STOOL</b>		<b>*Reupholster or custom fabric required - 0.50m</b>

15  
YEAR  
WARRANTY  
\*\*\*\*\*

120  
KG  
RATING

6+  
HOUR  
COMFORT

HAND  
BUILT IN  
NEW  
ZEALAND

**Stool**  
Seat H: 420-550mm  
Seat W: Ø390mm  
Seat D: Ø390mm

**Draughting Stool**  
Seat H: 620-890mm  
Seat W: Ø390mm  
Seat D: Ø390mm



**KG\_STOOL\_\_ASS\_CN##** Stool - Crown Fabric

**KG\_STOOL\_\_ASS\_SP##** Stool - Splice Fabric

**KG\_STOOL\_\_ASS\_BE##** Stool - Breathe Fabric

**KG\_STOOL\_V\_\_ASS\_BPU** Stool - Black PU

**STOOL UPGRADE OPTIONS**



**KG\_BA320C\_UP** Polished Alloy Base 320mm Upgrade



**KG\_DC\_UP** Draughting Upgrade - Chrome  
(includes foot ring and 270mm gaslift upgrade)



**KG\_GAS200\_UP** 200mm Gas Lift (Mid Lift) Upgrade  
Dimensions (min-max) 357-540mm



**KG\_CA50B\_UP** 50mm Brake Castor Upgrade (Set)



**KG\_CA60U45\_UP** Soft Wheel 60/45 Upgrade (Set)



**KG\_CA50U\_UP** Soft Wheel 50mm Upgrade (Set)



**KG\_GLIDE\_UP** Glide Upgrade (Set)

FABRIC OPTIONS

**CN##** = Please specify Crown fabric



**BE##** = Please specify Breathe fabric












**SP##** = Please specify Splice fabric








## SEATING

## TASK

HAND-BUILT IN NZ

PRODUCT	CODE	DESCRIPTION	
<b>HOLLY</b> *Reupholster or custom fabric required - HB 0.75m MB 0.75m / Mega Luxe upgrade 0.85m			
   		<b>Holly Highback</b> Seat H: 460-590mm Seat W: 490mm Seat D: 470mm Back H: 490mm	
		<b>Holly Midback</b> Seat H: 460-590mm Seat W: 490mm Seat D: 470mm Back H: 400mm	
		<b>KG_HOL3H__ASS</b>	Holly 3 Highback - Custom Fabric
		<b>KG_HOL3H__ASS_CN##</b>	Holly 3 Highback - Crown Fabric
		<b>KG_HOL3H__ASS_BE##</b>	Holly 3 Highback - Breathe Fabric
		<b>KG_HOL3H__ASS_SP##</b>	Holly 3 Highback - Splice Fabric
		<b>KG_HOL3H__ASS_BPU</b>	Holly 3 Highback - Black PU
		<b>KG_HOL2H__ASS</b>	Holly 2 Highback - Custom Fabric
		<b>KG_HOL2H__ASS_CN##</b>	Holly 2 Highback - Crown Fabric
		<b>KG_HOL2H__ASS_BE##</b>	Holly 2 Highback - Breathe Fabric
		<b>KG_HOL2H__ASS_SP##</b>	Holly 2 Highback - Splice Fabric
		<b>KG_HOL2H__ASS_BPU</b>	Holly 2 Highback - Black PU
		<b>KG_HOL3M__ASS</b>	Holly 3 Midback - Custom Fabric
		<b>KG_HOL3M__ASS_CN##</b>	Holly 3 Midback - Crown Fabric
		<b>KG_HOL3M__ASS_BE##</b>	Holly 3 Midback - Breathe Fabric
		<b>KG_HOL3M__ASS_SP##</b>	Holly 3 Midback - Splice Fabric
		<b>KG_HOL3M__ASS_BPU</b>	Holly 3 Midback - Black PU
		<b>KG_HOL2M__ASS</b>	Holly 2 Midback - Custom Fabric
		<b>KG_HOL2M__ASS_CN##</b>	Holly 2 Midback - Crown Fabric
		<b>KG_HOL2M__ASS_BE##</b>	Holly 2 Midback - Breathe Fabric
<b>KG_HOL2M__ASS_SP##</b>		Holly 2 Midback - Splice Fabric	
<b>KG_HOL2M__ASS_BPU</b>		Holly 2 Midback - Black PU	

PRODUCT	CODE	DESCRIPTION
<b>MOZART PLUS</b> *Reupholster or custom fabric required - 0.85m		
   		<b>Mozart</b> Seat H: 510-650mm Seat W: 530mm Seat D: 500mm Back H: 550mm
		<b>KG_MOZ3H_LUXE</b>




PRODUCT	CODE	DESCRIPTION
<b>MOZART PLUS / HOLLY UPGRADE OPTIONS</b>		
	<b>KG_SS_ARM__ASS</b>	Adjustable Arm (Pair)
	<b>KG_SQ_ARM__ASS</b>	Adjustable Arm with Square Pad (Pair)
	<b>KG_MEC90</b>	Seat Slide
	<b>KG_BA320C_UP</b>	Polished Alloy Base 320mm Upgrade
	<b>KG_DC_UP</b>	Draughting Upgrade - Chrome (includes foot ring and 270mm gaslift upgrade)
	<b>KG_GAS200_UP</b>	200mm Gas Lift (Mid Lift) Upgrade Dimensions (min-max) 357-540mm
	<b>KG_CA50B_UP</b>	50mm Brake Castor Upgrade (Set)
	<b>KG_MEGA_LUX</b>	Mega Luxe Upgrade
	<b>KG_UB_UP</b>	Upholstered Back Outer Upgrade
	<b>KG_CA50U_UP</b>	Soft Wheel 50mm Upgrade - Holly (Set)
	<b>KG_LUMB</b>	Adjustable Lumbar
	<b>KG_GLIDE_UP</b>	Glide Upgrade (Set)

## FABRIC OPTIONS

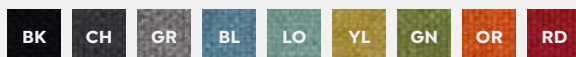
**CN##** = Please specify Crown fabric



**BE##** = Please specify Breathe fabric












**SP##** = Please specify Splice fabric



## SEATING


## TASK

HAND-BUILT IN NZ

PRODUCT	CODE	DESCRIPTION																				
<b>EVO</b> *Reupholster or custom fabric required - HB 0.75m MB 0.75m / Mega Luxe upgrade 0.85m																						
 15 YEAR WARRANTY *****	 160* KG RATING	 10+ HOUR COMFORT																				
 HAND BUILT IN NEW ZEALAND	 AFRDI (AFRDI - AS/NZS 4438 Level 6 - Severe Commercial Use). * Knight guaranteed to 160kg	<table border="0"> <tr> <th colspan="2">Evo Highback</th> <th colspan="2">Evo Midback</th> </tr> <tr> <td>Seat H:</td> <td>460-590mm</td> <td>Seat H:</td> <td>460-590mm</td> </tr> <tr> <td>Seat W:</td> <td>510mm</td> <td>Seat W:</td> <td>510mm</td> </tr> <tr> <td>Seat D:</td> <td>490mm</td> <td>Seat D:</td> <td>490mm</td> </tr> <tr> <td>Back H:</td> <td>500mm</td> <td>Back H:</td> <td>400mm</td> </tr> </table>	Evo Highback		Evo Midback		Seat H:	460-590mm	Seat H:	460-590mm	Seat W:	510mm	Seat W:	510mm	Seat D:	490mm	Seat D:	490mm	Back H:	500mm	Back H:	400mm
Evo Highback		Evo Midback																				
Seat H:	460-590mm	Seat H:	460-590mm																			
Seat W:	510mm	Seat W:	510mm																			
Seat D:	490mm	Seat D:	490mm																			
Back H:	500mm	Back H:	400mm																			
	<b>KG_EVO3H__ASS</b>	Evo 3 Highback - Custom Fabric																				
	<b>KG_EVO3H__ASS_CN##</b>	Evo 3 Highback - Crown Fabric																				
	<b>KG_EVO3H__ASS_BE##</b>	Evo 3 Highback - Breathe Fabric																				
	<b>KG_EVO3H__ASS_SP##</b>	Evo 3 Highback - Splice Fabric																				
	<b>KG_EVO3H__ASS_BPU</b>	Evo 3 Highback - Black PU																				
		<b>KG_EVO2H__ASS</b>	Evo 2 Highback - Custom Fabric																			
		<b>KG_EVO2H__ASS_CN##</b>	Evo 2 Highback - Crown Fabric																			
		<b>KG_EVO2H__ASS_BE##</b>	Evo 2 Highback - Breathe Fabric																			
		<b>KG_EVO2H__ASS_SP##</b>	Evo 2 Highback - Splice Fabric																			
		<b>KG_EVO3M__ASS</b>	Evo 3 Midback - Custom Fabric																			
		<b>KG_EVO3M__ASS_CN##</b>	Evo 3 Midback - Crown Fabric																			
		<b>KG_EVO3M__ASS_BE##</b>	Evo 3 Midback - Breathe Fabric																			
<b>KG_EVO3M__ASS_SP##</b>		Evo 3 Midback - Splice Fabric																				
	<b>KG_EVO2M__ASS</b>	Evo 2 Midback - Custom Fabric																				
	<b>KG_EVO2M__ASS_CN##</b>	Evo 2 Midback - Crown Fabric																				
	<b>KG_EVO2M__ASS_BE##</b>	Evo 2 Midback - Breathe Fabric																				
	<b>KG_EVO2M__ASS_SP##</b>	Evo 2 Midback - Splice Fabric																				
	<b>KG_EVO2M__ASS_BPU</b>	Evo 2 Midback - Black PU																				

## FABRIC OPTIONS

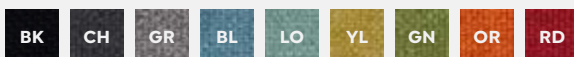
CN## = Please specify Crown fabric



BE## = Please specify Breathe fabric



SP## = Please specify Splice fabric



PRODUCT CODE DESCRIPTION

EVO LUXE

\*Reupholster or custom fabric required - 0.85m

15  
YEAR  
WARRANTY  
\*\*\*\*\*

160  
KG  
RATING

10+  
HOUR  
COMFORT

HAND  
BUILT IN  
NEW  
ZEALAND



(AFRDI - AS/NZS  
4438 Level 6 - Severe  
Commercial Use).

\* Knight guaranteed to 160kg

Evo Luxe Highback

Seat H: 510-650mm  
Seat W: 530mm  
Seat D: 500mm  
Back H: 500mm



KG\_EVO3H\_LUXE\_BEBL

Evo 3 Luxe Highback - Breathe Black

#1 SELLER



KG\_EVO3H\_LUXE\_CN##

Evo 3 Luxe Highback - Crown Fabric

KG\_EVO3H\_LUXE\_BE##

Evo 3 Luxe Highback - Breathe Fabric (other colours)

KG\_EVO3H\_LUXE\_SP##

Evo 3 Luxe Highback - Splice Fabric

KG\_EVO3H\_LUXE\_BPU

Evo 3 Luxe Highback - Black PU

EVO EXPRESS

15  
YEAR  
WARRANTY  
\*\*\*\*\*

160  
KG  
RATING

10+  
HOUR  
COMFORT

Evo Express Highback

Seat H: 500-640mm  
Seat W: 530mm  
Seat D: 500mm  
Back H: 500mm



KD ONLY

KG\_EVO3HE\_LUXE\_BEBL

Evo 3 Express Highback - Breathe Black  
**(Please note this chair is KD Only)**  
Estimated arrival early 2023



FABRIC OPTIONS


CN## = Please specify Crown fabric



BE## = Please specify Breathe fabric

















SP## = Please specify Splice fabric



## SEATING

TASK **HAND-BUILT IN NZ**

PRODUCT	CODE	DESCRIPTION
<b>EVO UPGRADE OPTIONS</b>		
	<b>KG_SS_ARM__ASS</b>	Adjustable Arm (Pair)
	<b>KG_SQ_ARM__ASS</b>	Adjustable Arm with Square Pad (Pair)
	<b>KG_MEC90</b>	Seat Slide
	<b>KG_BA320C_UP</b>	Polished Alloy Base 320mm Upgrade
	<b>KG_DC_UP</b>	Draughting Upgrade - Chrome (includes foot ring and 270mm gaslift upgrade)
	<b>KG_GAS200_UP</b>	200mm Gas Lift (Mid Lift) Upgrade Dimensions (min-max) 357-540mm
	<b>KG_CA50B_UP</b>	50mm Brake Castor Upgrade (Set)
	<b>KG_CA60U45_UP</b>	Soft Wheel 60/45 Upgrade (Set)
	<b>KG_MEGA_LUX</b>	Mega Luxe Upgrade
	<b>KG_UB_UP</b>	Upholstered Back Outer Upgrade
	<b>KG_LUMB</b>	Adjustable Lumbar
	<b>KG_GLIDE_UP</b>	Glide Upgrade (Set)

PRODUCT	CODE	DESCRIPTION
<b>NOVA</b>		<b>*Reupholster or custom fabric required - 0.80m</b>
 15 YEAR WARRANTY *****	 160 KG RATING	 10+ HOUR COMFORT
 HAND BUILT IN NEW ZEALAND		<b>Nova Highback</b> Seat H: 510-650mm Seat W: 530mm Seat D: 500mm Back H: 520mm
	<b>KG_EDGE3_LUXE</b>	Nova 3 Luxe Highback - Breathe Black <b>HOT PRICE</b>
	<b>KG_EDGE3_LUXE_CN##</b>	Nova 3 Luxe Highback - Crown Fabric
	<b>KG_EDGE3_LUXE_BE##</b>	Nova 3 Luxe Highback - Breathe Fabric (other colours)
	<b>KG_EDGE3_LUXE_SP##</b>	Nova 3 Luxe Highback - Splice Fabric
	<b>KG_EDGE3_LUXE_BPU</b>	Nova 3 Luxe Highback - Black PU

FABRIC OPTIONS

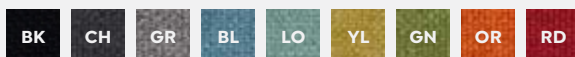
**CN##** = Please specify Crown fabric



**BE##** = Please specify Breathe fabric


















**SP##** = Please specify Splice fabric



## SEATING

TASK **HAND-BUILT IN NZ**

PRODUCT	CODE	DESCRIPTION
<b>NOVA UPGRADE OPTIONS</b>		
	<b>KG_SS_ARM__ASS</b>	Adjustable Arm (Pair)
	<b>KG_SQ_ARM__ASS</b>	Adjustable Arm with Square Pad (Pair)
	<b>KG_MEC90</b>	Seat Slide
	<b>KG_BA320C_UP</b>	Polished Alloy Base 320mm Upgrade
	<b>KG_DC_UP</b>	Draughting Upgrade - Chrome (includes foot ring and 270mm gaslift upgrade)
	<b>KG_GAS200_UP</b>	200mm Gas Lift (Mid Lift) Upgrade Dimensions (min-max) 357-540mm
	<b>KG_CA50B_UP</b>	50mm Brake Castor Upgrade (Set)
	<b>KG_CA60U45_UP</b>	Soft Wheel 60/45 Upgrade (Set)
	<b>KG_UB_UP</b>	Upholstered Back Outer Upgrade
	<b>KG_GLIDE_UP</b>	Glide Upgrade (Set)

PRODUCT	CODE	DESCRIPTION
<b>STRAUSS</b>		
<b>*Reupholster or custom fabric required - 0.75m / Mega Luxe upgrade 0.80m</b>		
 15 YEAR WARRANTY *****	 160 KG RATING	 10+ HOUR COMFORT
 HAND BUILT IN NEW ZEALAND		<b>Strauss</b> Seat H: 485-615mm Seat W: 510mm Seat D: 480mm Back H: 540mm
	<b>KG_S3H__ASS</b>	Strauss 3 Highback - Custom Fabric
	<b>KG_S3H__ASS_CN##</b>	Strauss 3 Highback - Crown Fabric
	<b>KG_S3H__ASS_BE##</b>	Strauss 3 Highback - Breathe Fabric
	<b>KG_S3H__ASS_SP##</b>	Strauss 3 Highback - Splice Fabric
	<b>KG_S3H__ASS_BPU</b>	Strauss 3 Highback - Black PU
	<b>KG_S3H_L__ASS</b>	Strauss 3 Highback - Black Leather

FABRIC OPTIONS

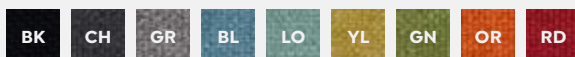
**CN##** = Please specify Crown fabric



**BE##** = Please specify Breathe fabric












**SP##** = Please specify Splice fabric



## SEATING

TASK **HAND-BUILT IN NZ**

PRODUCT	CODE	DESCRIPTION
<b>STRAUSS UPGRADE OPTIONS</b>		
	<b>KG_SS_ARM__ASS</b>	Adjustable Arm (Pair)
	<b>KG_SQ_ARM__ASS</b>	Adjustable Arm with Square Pad (Pair)
	<b>KG_MEC90</b>	Seat Slide (Adds 20-30mm to the depth)
	<b>KG_BA320C_UP</b>	Polished Alloy Base 320mm Upgrade
	<b>KG_DC_UP</b>	Draughting Upgrade - Chrome (includes foot ring and 270mm gaslift upgrade)
	<b>KG_GAS200_UP</b>	200mm Gas Lift (Mid Lift) Upgrade Dimensions (min-max) 357-540mm
	<b>KG_CA50B_UP</b>	50mm Brake Castor Upgrade (Set)
	<b>KG_CA60U45_UP</b>	Soft Wheel 60/45 Upgrade (Set)
	<b>KG_MEGA_LUX</b>	Mega Luxe Upgrade
	<b>KG_UB_UP</b>	Upholstered Back Outer Upgrade
	<b>KG_LUMB</b>	Adjustable Lumbar
	<b>KG_GLIDE_UP</b>	Glide Upgrade (Set)



PRODUCT	CODE	DESCRIPTION
<b>PLYMOUTH</b>		<b>*Reupholster or custom fabric required - 1.50m</b>

15  
YEAR  
WARRANTY  
\*\*\*\*\*

160  
KG  
RATING

HEAVY DUTY  
200  
KG  
RATING

10+  
HOUR  
COMFORT

HAND  
BUILT IN  
NEW  
ZEALAND



(AFRDI - AS/NZS  
4438 Level 6 - Severe  
Commercial Use).

\* Knight guaranteed to 160kg

**Plymouth**

Seat H: 485-615mm  
Seat W: 565mm  
Seat D: 540mm  
Back H: 585mm




<b>KG_PLY__ASS</b>	Plymouth - Custom Fabric
<b>KG_PLY__ASS_CN##</b>	Plymouth - Crown Fabric
<b>KG_PLY__ASS_BE##</b>	Plymouth - Breathe Fabric
<b>KG_PLY__ASS_SP##</b>	Plymouth - Splice Fabric
<b>KG_PLY__ASS_BPU</b>	Plymouth - Black PU
<b>KG_PLY_L__ASS</b>	Plymouth - Black Leather
<b>KG_PLYHD__ASS</b>	Plymouth Heavy Duty (Alloy Base) - Custom Fabric
<b>KG_PLYHD__ASS_CN##</b>	Plymouth Heavy Duty (Alloy Base) - Crown Fabric
<b>KG_PLYHD__ASS_BE##</b>	Plymouth Heavy Duty (Alloy Base) - Breathe Fabric
<b>KG_PLYHD__ASS_SP##</b>	Plymouth Heavy Duty (Alloy Base) - Splice Fabric
<b>KG_PLYHD__ASS_BPU</b>	Plymouth Heavy Duty (Alloy Base) - Black PU
<b>KG_PLYHD_L__ASS</b>	Plymouth Heavy Duty (Alloy Base) - Black Leather

FABRIC OPTIONS

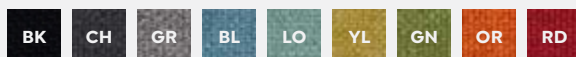
**CN##** = Please specify Crown fabric



**BE##** = Please specify Breathe fabric










**SP##** = Please specify Splice fabric







## SEATING

TASK **HAND-BUILT IN NZ**

PRODUCT	CODE	DESCRIPTION
<b>PLYMOUTH UPGRADE OPTIONS</b>		
	<b>KG_SS_ARM__ASS</b>	Adjustable Arm (Pair)
	<b>KG_MEC90</b>	Seat Slide
	<b>KG_GAS200_UP</b>	200mm Gas Lift (Mid Lift) Upgrade Dimensions (min-max) 357-540mm
	<b>KG_CA50B_UP</b>	50mm Brake Castor Upgrade (Set)
	<b>KG_CA60U45_UP</b>	Soft Wheel 60/45 Upgrade (Set)
	<b>KG_UB_UP</b>	Upholstered Back Outer Upgrade
	<b>KG_LUMB</b>	Adjustable Lumbar
	<b>KG_GLIDE_UP</b>	Glide Upgrade (Set)
	<b>KG_BA350C_UP</b>	Polished Alloy Base 350 Upgrade




# SEATING

## VISITOR

PRODUCT	CODE	DESCRIPTION
<b>JUMP</b>		
<b>15</b> YEAR WARRANTY *****	<b>140</b> KG RATING	<b>6+</b> HOUR COMFORT
		<b>Jump</b> Seat H: 460mm Seat W: 430mm Seat D: 470mm Overall H: 840mm
	<b>KG_JUMP_B</b>	Jump Skid - Black Fabric 
<b>MATRIX</b>		
<b>5</b> YEAR WARRANTY	<b>120</b> KG RATING	<b>4+</b> HOUR COMFORT
		<b>Matrix</b> Seat H: 430mm Seat W/D: 500/430mm Back H: 470mm Overall H: 900mm
	<b>KG_MTX__ASS</b>	Matrix - Black PU
	<b>KG_MTXUPH__ASS</b>	Matrix with Upholstered Cover - Black PU
<b>JUMP - Stacks x5 high</b>		

## SEATING


# VISITOR

PRODUCT	CODE	DESCRIPTION
<b>OZONE</b> <span style="float: right;">*Reupholster or custom fabric required - 0.70m</span>		
<b>15</b> YEAR WARRANTY *****	<b>140</b> KG RATING	<b>3+</b> HOUR COMFORT
<b>Ozone</b> Seat H: 465mm Seat W/D: 460/460mm Back H: 360mm Overall H: 800mm		
	<b>KG_OZONEB_B</b>	Ozone Black Frame - Black Fabric <span style="float: right;"></span>
	<b>KG_OZONEB_SP##</b>	Ozone Black Frame - Splice Fabric Only
<b>RAVEN</b>		
<b>15</b> YEAR WARRANTY *****	<b>140</b> KG RATING	<b>2+</b> HOUR COMFORT
<b>Raven</b> Seat H: 740mm Seat W: 445mm Seat D: 425mm Overall H: 930mm		
	<b>KG_RAVENB_B</b>	Raven Barstool - Black Frame/Shell

**OZONE - Stacks 2-3 high**










FABRIC

SP## = Please specify Splice fabric



# SEATING




## VISITOR

PRODUCT	CODE	DESCRIPTION
<b>QUE</b>		<b>*Reupholster or custom fabric required - 0.85m</b>
 15 YEAR WARRANTY *****	 140 KG RATING	 6+ HOUR COMFORT
		<b>Que Stacker</b> Seat H: 475mm Seat W: 450mm Seat D: 470mm Overall H: 840mm
		<b>Que Skid</b> Seat H: 475mm Seat W: 450mm Seat D: 470mm Overall H: 840mm
	<b>KG_QSTX__ASS</b>	Que Stacker Black Frame - Custom Fabric
	<b>KG_QSTX__ASS_CN##</b>	Que Stacker Black Frame - Crown Fabric
	<b>KG_QSTX__ASS_BE##</b>	Que Stacker Black Frame - Breathe Fabric
	<b>KG_QSTX__ASS_SP##</b>	Que Stacker Black Frame - Splice Fabric
	<b>KG_QSTX__ASS_BPU</b>	Que Stacker Black Frame - Black PU
	<b>KG_QSTXS__ASS</b>	Que Stacker Silver Frame - Custom Fabric
	<b>KG_QSTXS__ASS_CN##</b>	Que Stacker Silver Frame - Crown Fabric
	<b>KG_QSTXS__ASS_BE##</b>	Que Stacker Silver Frame - Breathe Fabric
	<b>KG_QSTXS__ASS_SP##</b>	Que Stacker Silver Frame - Splice Fabric
	<b>KG_QSTXS__ASS_BPU</b>	Que Stacker Silver Frame - Black PU
	<b>KG_QSTXC__ASS</b>	Que Stacker Chrome Frame - Custom Fabric <b>RUN-OUT</b> <b>(12 Month Warranty)</b>
	<b>KG_QSTXC__ASS_CN##</b>	Que Stacker Chrome Frame - Crown Fabric <b>RUN-OUT</b> <b>(12 Month Warranty)</b>
	<b>KG_QSTXC__ASS_BE##</b>	Que Stacker Chrome Frame - Breathe Fabric <b>RUN-OUT</b> <b>(12 Month Warranty)</b>
	<b>KG_QSTXC__ASS_SP##</b>	Que Stacker Chrome Frame - Splice Fabric <b>RUN-OUT</b> <b>(12 Month Warranty)</b>
	<b>KG_QSTXC__ASS_BPU</b>	Que Stacker Chrome Frame - Black PU <b>RUN-OUT</b> <b>(12 Month Warranty)</b>
	<b>KG_QSKD__ASS</b>	Que Skid Black Frame - Custom Fabric
	<b>KG_QSKD__ASS_CN##</b>	Que Skid Black Frame - Crown Fabric
	<b>KG_QSKD__ASS_BE##</b>	Que Skid Black Frame - Breathe Fabric
	<b>KG_QSKD__ASS_SP##</b>	Que Skid Black Frame - Splice Fabric
	<b>KG_QSKD__ASS_BPU</b>	Que Skid Black Frame - Black PU
	<b>KG_QSKDS__ASS</b>	Que Skid Silver Frame - Custom Fabric
	<b>KG_QSKDS__ASS_CN##</b>	Que Skid Silver Frame - Crown Fabric
	<b>KG_QSKDS__ASS_BE##</b>	Que Skid Silver Frame - Breathe Fabric
	<b>KG_QSKDS__ASS_SP##</b>	Que Skid Silver Frame - Splice Fabric
	<b>KG_QSKDS__ASS_BPU</b>	Que Skid Silver Frame - Black PU
	<b>KG_QSKDC__ASS</b>	Que Skid Chrome Frame - Custom Fabric <b>RUN-OUT</b> <b>(12 Month Warranty)</b>
	<b>KG_QSKDC__ASS_CN##</b>	Que Skid Chrome Frame - Crown Fabric <b>RUN-OUT</b> <b>(12 Month Warranty)</b>
	<b>KG_QSKDC__ASS_BE##</b>	Que Skid Chrome Frame - Breathe Fabric <b>RUN-OUT</b> <b>(12 Month Warranty)</b>
	<b>KG_QSKDC__ASS_SP##</b>	Que Skid Chrome Frame - Splice Fabric <b>RUN-OUT</b> <b>(12 Month Warranty)</b>
	<b>KG_QSKDC__ASS_BPU</b>	Que Skid Chrome Frame - Black PU <b>RUN-OUT</b> <b>(12 Month Warranty)</b>

**QUE STACKER - Stacks x4 high (with & without arms)**  
**QUE SKID - Stacks x4 high (no arms)**

## SEATING

# VISITOR

PRODUCT	CODE	DESCRIPTION
<b>QUE UPGRADE OPTIONS</b>		
	<b>KG_LK85</b>	Que/Raz Link (Suits stacker frame only)
	<b>KG_QSTX_ARM__ASS</b>	Que Stax Arms (Pair)
	<b>KG_QSKD_ARM</b>	Que Skid Arms (Pair)

## FABRIC OPTIONS

**CN##** = Please specify Crown fabric



**BE##** = Please specify Breathe fabric









**SP##** = Please specify Splice fabric



# SEATING




## VISITOR

PRODUCT	CODE	DESCRIPTION
<b>RAZ</b>		<b>*Reupholster or custom fabric required - 0.70m</b>
<b>15</b> YEAR WARRANTY *****	<b>140</b> KG RATING	<b>6+</b> HOUR COMFORT
		<b>Raz 2 Stacker</b> Seat H: 475mm Seat W: 450mm Seat D: 470mm Overall H: 840mm
		<b>Raz 2 Skid</b> Seat H: 475mm Seat W: 450mm Seat D: 470mm Overall H: 840mm
	<b>KG_RAZ2__ASS</b>	Raz 2 Stacker Black Frame - Custom Fabric
	<b>KG_RAZ2__ASS_CN##</b>	Raz 2 Stacker Black Frame - Crown Fabric
	<b>KG_RAZ2__ASS_BE##</b>	Raz 2 Stacker Black Frame - Breathe Fabric
	<b>KG_RAZ2__ASS_SP##</b>	Raz 2 Stacker Black Frame - Splice Fabric
	<b>KG_RAZ2__ASS_BPU</b>	Raz 2 Stacker Black Frame - Black PU
	<b>KG_RAZ2S__ASS</b>	Raz 2 Stacker Silver Frame - Custom Fabric
	<b>KG_RAZ2S__ASS_CN##</b>	Raz 2 Stacker Silver Frame - Crown Fabric
	<b>KG_RAZ2S__ASS_BE##</b>	Raz 2 Stacker Silver Frame - Breathe Fabric
	<b>KG_RAZ2S__ASS_SP##</b>	Raz 2 Stacker Silver Frame - Splice Fabric
	<b>KG_RAZ2S__ASS_BPU</b>	Raz 2 Stacker Silver Frame - Black PU
	<b>KG_RAZ2C__ASS</b>	Raz 2 Stacker Chrome Frame - Custom Fabric <b>RUN-OUT</b> <b>(12 Month Warranty)</b>
	<b>KG_RAZ2C__ASS_CN##</b>	Raz 2 Stacker Chrome Frame - Crown Fabric <b>RUN-OUT</b> <b>(12 Month Warranty)</b>
	<b>KG_RAZ2C__ASS_BE##</b>	Raz 2 Stacker Chrome Frame - Breathe Fabric <b>RUN-OUT</b> <b>(12 Month Warranty)</b>
	<b>KG_RAZ2C__ASS_SP##</b>	Raz 2 Stacker Chrome Frame - Splice Fabric <b>RUN-OUT</b> <b>(12 Month Warranty)</b>
	<b>KG_RAZ2C__ASS_BPU</b>	Raz 2 Stacker Chrome Frame - Black PU <b>RUN-OUT</b> <b>(12 Month Warranty)</b>
	<b>KG_RSKD2__ASS</b>	Raz 2 Skid Black Frame - Custom Fabric
	<b>KG_RSKD2__ASS_CN##</b>	Raz 2 Skid Black Frame - Crown Fabric
	<b>KG_RSKD2__ASS_BE##</b>	Raz 2 Skid Black Frame - Breathe Fabric
	<b>KG_RSKD2__ASS_SP##</b>	Raz 2 Skid Black Frame - Splice Fabric
	<b>KG_RSKD2__ASS_BPU</b>	Raz 2 Skid Black Frame - Black PU
	<b>KG_RSKD2S__ASS</b>	Raz 2 Skid Silver Frame - Custom Fabric
	<b>KG_RSKD2S__ASS_CN##</b>	Raz 2 Skid Silver Frame - Crown Fabric
	<b>KG_RSKD2S__ASS_BE##</b>	Raz 2 Skid Silver Frame - Breathe Fabric
	<b>KG_RSKD2S__ASS_SP##</b>	Raz 2 Skid Silver Frame - Splice Fabric
	<b>KG_RSKD2S__ASS_BPU</b>	Raz 2 Skid Silver Frame - Black PU
	<b>KG_RSKD2C__ASS</b>	Raz 2 Skid Chrome Frame - Custom Fabric <b>RUN-OUT</b> <b>(12 Month Warranty)</b>
	<b>KG_RSKD2C__ASS_CN##</b>	Raz 2 Skid Chrome Frame - Crown Fabric <b>RUN-OUT</b> <b>(12 Month Warranty)</b>
	<b>KG_RSKD2C__ASS_BE##</b>	Raz 2 Skid Chrome Frame - Breathe Fabric <b>RUN-OUT</b> <b>(12 Month Warranty)</b>
	<b>KG_RSKD2C__ASS_SP##</b>	Raz 2 Skid Chrome Frame - Splice Fabric <b>RUN-OUT</b> <b>(12 Month Warranty)</b>
	<b>KG_RSKD2C__ASS_BPU</b>	Raz 2 Skid Chrome Frame - Black PU <b>RUN-OUT</b> <b>(12 Month Warranty)</b>

**RAZ STACKER - Stacks x4 high (with & without arms)**  
**RAZ SKID - Stacks x4 high (no arms)**


## SEATING

# VISITOR

PRODUCT	CODE	DESCRIPTION
<b>RAZ UPGRADE OPTIONS</b>		
	<b>KG_LK85</b>	Raz/Que Link (Suits stacker frame only)
	<b>KG_RAZ_ARM__ASS</b>	Raz Stax Arms (Pair)
	<b>KG_RAZSKD_ARM</b>	Raz Skid Arms (Pair)

## FABRIC OPTIONS


**CN##** = Please specify Crown fabric



**BE##** = Please specify Breathe fabric



**SP##** = Please specify Splice fabric





# SEATING

## VISITOR

PRODUCT	CODE	DESCRIPTION
<b>VISION</b>		<b>*Reupholster or custom fabric required - 0.70m</b>

15  
YEAR  
WARRANTY  
\*\*\*\*\*

140  
KG  
RATING

6+  
HOUR  
COMFORT

### Vision

Seat H: 475mm  
Seat W: 475mm  
Seat D: 500mm  
Overall H: 850mm



**KG\_VIS\_\_ASS** Vision Black Frame - Custom Fabric

**KG\_VIS\_\_ASS\_CN##** Vision Black Frame - Crown Fabric

**KG\_VIS\_\_ASS\_BE##** Vision Black Frame - Breathe Fabric

**KG\_VIS\_\_ASS\_SP##** Vision Black Frame - Splice Fabric

**KG\_VIS\_\_ASS\_BPU** Vision Black Frame - Black PU



**KG\_VISS\_\_ASS** Vision Silver Frame - Custom Fabric

**KG\_VISS\_\_ASS\_CN##** Vision Silver Frame - Crown Fabric

**KG\_VISS\_\_ASS\_BE##** Vision Silver Frame - Breathe Fabric

**KG\_VISS\_\_ASS\_SP##** Vision Silver Frame - Splice Fabric

**KG\_VISS\_\_ASS\_BPU** Vision Silver Frame - Black PU



**KG\_VISC\_\_ASS** Vision Chrome Frame - Custom Fabric

**KG\_VISC\_\_ASS\_CN##** Vision Chrome Frame - Crown Fabric

**KG\_VISC\_\_ASS\_BE##** Vision Chrome Frame - Breathe Fabric

**KG\_VISC\_\_ASS\_SP##** Vision Chrome Frame - Splice Fabric

**KG\_VISC\_\_ASS\_BPU** Vision Chrome Frame - Black PU

### VISION UPGRADE OPTIONS



**KG\_VISR\_ARM** Vision Radius Arms (Pair)



**KG\_VISMESH\_UP** Vision Mesh Upgrade


**VISION - Stacks x4 high (with & without arms)**

### FABRIC OPTIONS

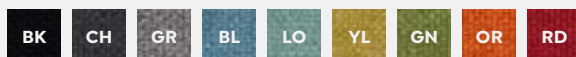
**CN##** = Please specify Crown fabric



**BE##** = Please specify Breathe fabric







**SP##** = Please specify Splice fabric




# SEATING

## VISITOR

PRODUCT	CODE	DESCRIPTION
<b>JAZMIN</b>		<b>*Reupholster or custom fabric required - 1.10m</b>
 15 YEAR WARRANTY *****	 120 KG RATING	 6+ HOUR COMFORT
<b>Jazmin</b> Seat H: 480mm Seat W: 430mm Seat D: 530mm Overall H: 860mm		
	<b>KG_JZT__ASS</b>	Jazmin Tawa - Custom Fabric
	<b>KG_JZT__ASS_CN##</b>	Jazmin Tawa - Crown Fabric
	<b>KG_JZT__ASS_BE##</b>	Jazmin Tawa - Breathe Fabric
	<b>KG_JZT__ASS_SP##</b>	Jazmin Tawa - Splice Fabric
	<b>KG_JZT__ASS_BPU</b>	Jazmin Tawa - Black PU

## FABRIC OPTIONS


**CN##** = Please specify Crown fabric



**BE##** = Please specify Breathe fabric









**SP##** = Please specify Splice fabric







# SEATING

## VISITOR

PRODUCT	CODE	DESCRIPTION																		
<b>LUNA</b>		<b>*Reupholster or custom fabric required - Barstool 0.50m / Chair 0.60m</b>																		
<b>15</b> YEAR WARRANTY *****	<b>100</b> KG RATING	<b>3+</b> HOUR COMFORT																		
		<table border="1"> <thead> <tr> <th>Luna Mobile Chair</th> <th>Luna Oak Chair</th> <th>Luna Oak Barstool</th> </tr> </thead> <tbody> <tr> <td>Seat H: 440mm</td> <td>Seat H: 420mm</td> <td>Seat H: 740mm</td> </tr> <tr> <td>Seat W: 470mm</td> <td>Seat W: 470mm</td> <td>Seat W: 410mm</td> </tr> <tr> <td>Seat D: 440mm</td> <td>Seat D: 440mm</td> <td>Seat D: 350mm</td> </tr> <tr> <td>Overall H: 800mm</td> <td>Overall H: 790mm</td> <td>Overall H: 1000mm</td> </tr> <tr> <td>Seat Pad: 450mm</td> <td>Seat Pad: 450mm</td> <td>Seat Pad: 380mm</td> </tr> </tbody> </table>	Luna Mobile Chair	Luna Oak Chair	Luna Oak Barstool	Seat H: 440mm	Seat H: 420mm	Seat H: 740mm	Seat W: 470mm	Seat W: 470mm	Seat W: 410mm	Seat D: 440mm	Seat D: 440mm	Seat D: 350mm	Overall H: 800mm	Overall H: 790mm	Overall H: 1000mm	Seat Pad: 450mm	Seat Pad: 450mm	Seat Pad: 380mm
Luna Mobile Chair	Luna Oak Chair	Luna Oak Barstool																		
Seat H: 440mm	Seat H: 420mm	Seat H: 740mm																		
Seat W: 470mm	Seat W: 470mm	Seat W: 410mm																		
Seat D: 440mm	Seat D: 440mm	Seat D: 350mm																		
Overall H: 800mm	Overall H: 790mm	Overall H: 1000mm																		
Seat Pad: 450mm	Seat Pad: 450mm	Seat Pad: 380mm																		
	<b>KG_LUNAB_BAR_CN##</b>	Luna Black Barstool Oak - Crown Fabric																		
	<b>KG_LUNAB_BAR_SP##</b>	Luna Black Barstool Oak - Splice Fabric																		
	<b>KG_LUNAB_BAR_BE##</b>	Luna Black Barstool Oak - Breathe Fabric																		
	<b>KG_LUNAB_BAR_##</b>	Luna Black Barstool Oak - Motion Felt																		
	<b>KG_LUNAB_BAR_#PU</b>	Luna Black Barstool Oak - PU																		
	<b>KG_LUNAW_BAR_CN##</b>	Luna White Barstool Oak - Crown Fabric																		
	<b>KG_LUNAW_BAR_SP##</b>	Luna White Barstool Oak - Splice Fabric																		
	<b>KG_LUNAW_BAR_BE##</b>	Luna White Barstool Oak - Breathe Fabric																		
	<b>KG_LUNAW_BAR_##</b>	Luna White Barstool Oak - Motion Felt																		
	<b>KG_LUNAW_BAR_#PU</b>	Luna White Barstool Oak - PU																		
	<b>KG_LUNAB_CAS_CN##</b>	Luna Black Chair Castor - Crown Fabric																		
	<b>KG_LUNAB_CAS_SP##</b>	Luna Black Chair Castor - Splice Fabric																		
	<b>KG_LUNAB_CAS_BE##</b>	Luna Black Chair Castor - Breathe Fabric																		
	<b>KG_LUNAB_CAS_##</b>	Luna Black Chair Castor - Motion Felt																		
	<b>KG_LUNAB_CAS_#PU</b>	Luna Black Chair Castor - PU																		
	<b>KG_LUNAW_CAS_CN##</b>	Luna White Chair Castor - Crown Fabric																		
	<b>KG_LUNAW_CAS_SP##</b>	Luna White Chair Castor - Splice Fabric																		
	<b>KG_LUNAW_CAS_BE##</b>	Luna White Chair Castor - Breathe Fabric																		
	<b>KG_LUNAW_CAS_##</b>	Luna White Chair Castor - Motion Felt																		
	<b>KG_LUNAW_CAS_#PU</b>	Luna White Chair Castor - PU																		
	<b>KG_LUNAB_OAK_CN##</b>	Luna Black Chair Oak - Crown Fabric																		
	<b>KG_LUNAB_OAK_SP##</b>	Luna Black Chair Oak - Splice Fabric																		
	<b>KG_LUNAB_OAK_BE##</b>	Luna Black Chair Oak - Breathe Fabric																		
	<b>KG_LUNAB_OAK_##</b>	Luna Black Chair Oak - Motion Felt																		
	<b>KG_LUNAB_OAK_#PU</b>	Luna Black Chair Oak - PU																		
	<b>KG_LUNAW_OAK_CN##</b>	Luna White Chair Oak - Crown Fabric																		
	<b>KG_LUNAW_OAK_SP##</b>	Luna White Chair Oak - Splice Fabric																		
	<b>KG_LUNAW_OAK_BE##</b>	Luna White Chair Oak - Breathe Fabric																		
	<b>KG_LUNAW_OAK_##</b>	Luna White Chair Oak - Motion Felt																		
	<b>KG_LUNAW_OAK_#PU</b>	Luna White Chair Oak - PU																		


# SEATING

## VISITOR

PRODUCT	CODE	DESCRIPTION
<b>LUNA BUTTON</b>		<b>*Reupholster or custom fabric required - 0.65m</b>
 15 YEAR WARRANTY *****	 100 KG RATING	 3+ HOUR COMFORT
<p><b>Luna Button</b></p> <p>Seat H: 100mm            Seat W/D: Ø395mm            Overall H: 785mm            Foot Print: 420mm</p>		
	<b>KG_LUNABB_OAK_CN##</b>	Luna Button Barstool - Crown Fabric
	<b>KG_LUNABB_OAK_SP##</b>	Luna Button Barstool - Splice Fabric
	<b>KG_LUNABB_OAK_BE##</b>	Luna Button Barstool - Breathe Fabric
	<b>KG_LUNABB_OAK_MF##</b>	Luna Button Barstool - Motion Felt
	<b>KG_LUNABB_OAK_BPU</b>	Luna Button Barstool - Black PU

## FABRIC &amp; PU OPTIONS

#PU = Please specify PU



#CN## = Please specify Crown fabric



#BE## = Please specify Breathe fabric



#SP## = Please specify Splice fabric





## = Please specify Motion Felt











# SEATING

## VISITOR

PRODUCT	CODE	DESCRIPTION
<b>ECHO</b> <span style="float: right;">*Reupholster or custom fabric required - 2.0m / Seat only 0.75m</span>		
<b>15</b> YEAR WARRANTY *****	<b>140</b> KG RATING	<b>3+</b> HOUR COMFORT
<b>Echo - Sled</b> Seat H: 445mm Seat W: 455mm Seat D: 465mm Overall H: 825mm <span style="float: right;">*Custom Fabric: Finish may vary on the Echo chair depending on fabric choice.</span>		
	<b>KG_ECHO_SD_SL</b>	Echo Sled Base - Granite Grey
	<b>KG_ECHO_UN_SL</b>	Echo Sled Base - Unupholstered
<b>TETRA</b> <span style="float: right;">*Custom fabric required for cushions - Back 0.60m / Seat 0.65m</span>		
<b>15</b> YEAR WARRANTY *****	<b>140</b> KG RATING	<b>3+</b> HOUR COMFORT
<b>Tetra</b> Seat H: 460mm Seat W: 500mm Seat D: 480mm Overall H: 820mm <span style="float: right;">*Custom Fabric: Finish may vary on the Tetra chair depending on fabric choice.</span>		
	<b>KG_TETRA_G</b>	Tetra Leisure Chair - Grey













## SEATING

## CONFERENCE

PRODUCT	CODE	DESCRIPTION
<b>INDE</b>		
<b>15</b> YEAR WARRANTY *****	<b>160</b> KG RATING	<b>2+</b> HOUR COMFORT
		<b>Inde</b> Seat H: 430mm Seat W: 390mm Seat D: 360mm Overall H: 795mm
	<b>KG_INDE_N</b>	Inde Stacker Chair - Navy Blue (Stackable up to 20 high) <b>48</b> 
	<b>KG_INDE_R</b>	Inde Stacker Chair - Burgundy Red (Stackable up to 20 high) <b>48</b> 
	<b>KG_INDE_W</b>	Inde Stacker Chair - White (Stackable up to 20 high) <b>48</b> 
<b>DELUXE FOLDING</b>		
<b>3</b> YEAR WARRANTY	<b>140</b> KG RATING	<b>3+</b> HOUR COMFORT
		<b>Deluxe Folding</b> Seat H: 445mm Seat W: 410mm Seat D: 430mm Overall H: 900mm
	<b>KG_CDLF_CHAIR</b>	Deluxe Folding Chair - KD (min order 4 units) <b>48</b> 











# SEATING

## CONFERENCE

PRODUCT	CODE	DESCRIPTION
<b>SWIFT</b>		<b>*Reupholster or custom fabric required - 0.65m</b>
<b>5</b> YEAR WARRANTY	<b>140</b> KG RATING	<b>4+</b> HOUR COMFORT
		<b>Swift</b> Seat H: 480mm Seat W: 480mm Seat D: 420mm Overall H: 800mm
	<b>KG_SWT_B__KD</b>	Swift Black Fabric (min order 5 units) - KD 
	<b>KG_SWT_B__ASS</b>	Swift Black Fabric - Assembled
	<b>KG_SWT_N__KD</b>	Swift Navy Fabric (min order 5 units) - KD 
	<b>KG_SWT_N__ASS</b>	Swift Navy Fabric - Assembled
	<b>KG_SWT_PU__KD</b>	Swift Black PU (min order 5 units) - KD 
	<b>KG_SWT_PU__ASS</b>	Swift Black PU - Assembled
<b>SWIFT UPGRADE OPTIONS</b>		
	<b>KG_LK65</b>	Klub/Banquet/Swift Link
	<b>KG_SWT_ARM</b>	Swift Arm (Pair)
<b>KLUB</b>		
<b>15</b> YEAR WARRANTY *****	<b>140</b> KG RATING	<b>4+</b> HOUR COMFORT
		<b>Klub</b> Seat H: 470mm Seat W: 400mm Seat D: 400mm Overall H: 890mm
	<b>KG_KLUB_B</b>	Klub - Silver Frame/Black Fabric 
	<b>KG_KLUB_N</b>	Klub - Silver Frame/Navy Fabric 
	<b>KG_KLUB_V</b>	Klub - Silver Frame/Black PU 
<b>KLUB UPGRADE OPTIONS</b>		
	<b>KG_LK65</b>	Klub/Banquet/Swift Link
	<b>KG_KLUB_TLY</b>	Klub & Banquet Trolley (Stacks x10 high)

## SEATING





# CONFERENCE

PRODUCT	CODE	DESCRIPTION
<b>STAX</b>		
<b>15</b> YEAR WARRANTY *****	<b>140</b> KG RATING	<b>3+</b> HOUR COMFORT
		<b>Stax</b> Seat H: 440mm Seat W: 430mm Seat D: 470mm Overall H: 800mm
		<b>Stax Trolley</b> Length: 600mm Width: 575mm Depth: 445mm
	<b>KG_STX_BB</b>	Stax - Black Frame / Black Shell 
	<b>KG_STX_BG</b>	Stax - Black Frame / Grey Shell 
<b>STAX UPGRADE OPTIONS</b>		
	<b>KG_STX_TYL</b>	Stax Trolley (Stacks up to x30 high)
<b>BANQUET</b>		
<b>15</b> YEAR WARRANTY *****	<b>140</b> KG RATING	<b>6+</b> HOUR COMFORT
		<b>Banquet</b> Seat H: 490mm Seat W: 410mm Seat D: 410mm Overall H: 950mm
	<b>KG_BANQ_B</b>	Banquet - Silver Frame/Black Fabric 
	<b>KG_BANQ_B_B</b>	Banquet - Black Frame/Black Fabric 
	<b>KG_BANQ_B_BPU</b>	Banquet - Black Frame/Black PU 
<b>BANQUET UPGRADE OPTIONS</b>		
	<b>KG_LK65</b>	Klub/Banquet/Swift Link
	<b>KG_KLUB_TLY</b>	Klub & Banquet Trolley (Stacks x10 high)



# SEATING

## CONFERENCE

PRODUCT	CODE	DESCRIPTION															
<b>GAME</b>																	
<b>15</b> YEAR WARRANTY *****	<b>160</b> KG RATING	<b>3+</b> HOUR COMFORT															
		<table border="0"> <tr> <td><b>Game</b></td> <td><b>Game Barstool</b></td> <td><b>Game Trolley</b></td> </tr> <tr> <td>Seat H: 460mm</td> <td>Seat H: 750mm</td> <td>Length: 600mm</td> </tr> <tr> <td>Seat W: 450mm</td> <td>Seat W: 450mm</td> <td>Width: 575mm</td> </tr> <tr> <td>Seat D: 450mm</td> <td>Seat D: 450mm</td> <td>Depth: 445mm</td> </tr> <tr> <td>Overall H: 810mm</td> <td>Overall H: 1080mm</td> <td></td> </tr> </table>	<b>Game</b>	<b>Game Barstool</b>	<b>Game Trolley</b>	Seat H: 460mm	Seat H: 750mm	Length: 600mm	Seat W: 450mm	Seat W: 450mm	Width: 575mm	Seat D: 450mm	Seat D: 450mm	Depth: 445mm	Overall H: 810mm	Overall H: 1080mm	
<b>Game</b>	<b>Game Barstool</b>	<b>Game Trolley</b>															
Seat H: 460mm	Seat H: 750mm	Length: 600mm															
Seat W: 450mm	Seat W: 450mm	Width: 575mm															
Seat D: 450mm	Seat D: 450mm	Depth: 445mm															
Overall H: 810mm	Overall H: 1080mm																
	<b>KG_GM4LBFR_##_ASS</b>	Game 4 Leg Black Frame - Shell Colour															
	<b>KG_GM4LSFR_##_ASS</b>	Game 4 Leg Silver Frame - Shell Colour															
	<b>KG_GM4LWFR_##_ASS</b>	Game 4 Leg White Frame - Shell Colour															
	<b>KG_GM4LCFR_##_ASS</b>	Game 4 Leg Chrome Frame - Shell Colour															
	<b>KG_GMSKBFR_##_ASS</b>	Game Skid Black Frame - Shell Colour															
	<b>KG_GMSKSFR_##_ASS</b>	Game Skid Silver Frame - Shell Colour															
	<b>KG_GMSKWFR_##_ASS</b>	Game Skid White Frame - Shell Colour															
	<b>KG_GMSKCFR_##_ASS</b>	Game Skid Chrome Frame - Shell Colour															
	<b>KG_GMBS_##_ASS</b>	Game Barstool Chrome Frame - Shell Colour															
	<b>KG_GMBSB_##_ASS</b>	Game Barstool Black Frame - Shell Colour															

### GAME - Stacks 5 high freestanding



SHELL

## = Please specify Shell colour



## SEATING

# CONFERENCE

PRODUCT	CODE	DESCRIPTION
<b>GAME UPGRADE OPTIONS</b>		<b>*Reupholster or custom fabric required - Seat 0.60m / Back 0.45</b>
	<b>KG_GMSEAT_UP_##</b>	Game White Seat - Breathe Fabric Insert (*Selected Breathe fabric below)
	<b>KG_GMSEATC_UP_##</b>	Game Charcoal Seat - Breathe Fabric Insert (*Selected Breathe fabric below)
	<b>KG_GMSEATB_UP_##</b>	Game Black Seat - Breathe Fabric Insert (*Selected Breathe fabric below)
	<b>KG_GMBACK_UP_##</b>	Game Back - Breathe Fabric Insert (*Selected Breathe fabric below)
	<b>KG_GMTYL</b>	Game Trolley (Suits skid frame only)

**NOTE: Fabric insert upgrades available on Black, Charcoal or White shells only**

**GAME TROLLEY - (Suits skid frame only)**

**Non-upholstered stacks up to 30 high / upholstered stacks up to 15 high on trolley**





FABRIC

## = Please specify Breathe fabric\*






# SEATING

## CONFERENCE

PRODUCT	CODE	DESCRIPTION
<b>SEEGER</b>		<b>*Reupholster or custom fabric required - 0.65m</b>
 15 YEAR WARRANTY *****	 140 KG RATING	 6+ HOUR COMFORT
		<b>Seeger</b> Seat H: 490mm Seat W: 455mm Seat D: 430mm Overall H: 880mm
	<b>KG_SGR52C__ASS</b>	Seeger 520 Chrome - Custom Fabric
	<b>KG_SGR52C__ASS_CN##</b>	Seeger 520 Chrome - Crown Fabric
	<b>KG_SGR52C__ASS_BE##</b>	Seeger 520 Chrome - Breathe Fabric
	<b>KG_SGR52C__ASS_SP##</b>	Seeger 520 Chrome - Splice Fabric
	<b>KG_SGR52C__ASS_BPU</b>	Seeger 520 Chrome - Black PU

### SEEGER UPGRADE OPTIONS

	<b>KG_LK50</b>	Seeger Link
	<b>KG_SGR_ARM</b>	Seeger Loop Arm (Pair)
	<b>KG_SGR_TLY</b>	Seeger Trolley (Stacks up to x22 chairs - no arms)


**Stacks x22 high on trolley (11 per side and x10 high freestanding).**

### FABRIC OPTIONS

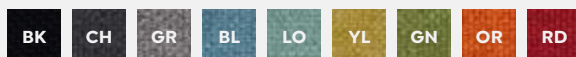
**CN##** = Please specify Crown fabric



**BE##** = Please specify Breathe fabric








**SP##** = Please specify Splice fabric



## SEATING

## CONFERENCE

PRODUCT	CODE	DESCRIPTION
<b>HUB</b>		
<p><b>15</b> YEAR WARRANTY *****</p> <p><b>140</b> KG RATING</p> <p><b>6+</b> HOUR COMFORT</p>	<p><b>Hub</b></p> <p>Seat H: 470mm Seat W: 430mm Seat D: 430mm Overall H: 850mm</p>	<p><b>Options</b></p> <p>Basket: 445 x 350 x 65mm Table: 385 x 255 x 23mm Link: Gap - 120mm</p>
	<b>KG_HUB_B</b>	Hub Mesh - Black KD
	<b>KG_HUB_B_ASS</b>	Hub Mesh - Black Assembled
	<b>KG_HUB_LINK</b>	Hub Mesh Chair Link (2 links required to link 2 chairs)
	<b>KG_HUB_TAB_RH</b>	Hub Chair Tablet Armrest - Right Hand
	<b>KG_HUB_TRAY</b>	Hub Mesh Seat Tray

**ZONE** \*Reupholster or custom fabric required - Bench 1.4m / Tall 1.1m / Short 1.0m

12  
MONTH  
WARRANTY

140  
KG  
RATING

3+  
HOUR  
COMFORT

**Zone - Short**  
Seat H: 440mm  
Seat W: 290-410mm  
Seat D: 400mm

**Zone - Tall**  
Seat H: 530mm  
Seat W: 290-410mm  
Seat D: 400mm

**Zone - Bench**  
Seat H: 440mm  
Seat W: 670-800mm  
Seat D: 400mm



**KG\_ZONEB\_G** Zone Bench - Splice Grey Fabric **RUN-OUT**  
**(12 Month Warranty)**



**KG\_ZONEB\_UN** Zone Bench - Unupholstered **RUN-OUT**  
**(12 Month Warranty)**



**KG\_ZONET\_C** Zone Tall - Splice Charcoal Fabric **RUN-OUT**  
**(12 Month Warranty)**



**KG\_ZONET\_G** Zone Tall - Splice Grey Fabric **RUN-OUT**  
**(12 Month Warranty)**



**KG\_ZONET\_UN** Zone Tall - Unupholstered **RUN-OUT**  
**(12 Month Warranty)**



**KG\_ZONES\_C** Zone Short - Splice Charcoal Fabric **RUN-OUT**  
**(12 Month Warranty)**



**KG\_ZONES\_G** Zone Short - Splice Grey Fabric **RUN-OUT**  
**(12 Month Warranty)**



**KG\_ZONES\_UN** Zone Short - Unupholstered **RUN-OUT**  
**(12 Month Warranty)**

**OTTO** \*Reupholster or custom fabric required - 1.70m

15  
YEAR  
WARRANTY  
\*\*\*\*\*

140  
KG  
RATING

3+  
HOUR  
COMFORT

**Otto**  
Seat H: 440mm  
Seat W: 450mm  
Seat D: 450mm  
Foot Print: 530mm



**KG\_MOSTOOL\_##** Motion Otto - Motion Felt  
(Please specify your chosen colour at time of order)



**KG\_MOSTOOL\_SP##** Motion Otto - Splice Fabric  
(Please specify your chosen colour at time of order)



**KG\_MOSTOOL\_BE##** Motion Otto - Breathe Fabric  
(Please specify your chosen colour at time of order)



**MOTTOCOV\_##** Motion Otto Cover - Motion Felt

FABRIC OPTIONS

BE## = Please specify Breathe fabric

- NA
- ST
- RO
- SK
- BA
- FE
- LI
- PL
- RU
- TO
- BR
- BU
- BL
- SL
- AL
- CS

SP## = Please specify Splice fabric






- BK
- CH
- GR
- BL
- LO
- YL
- GN
- OR
- RD

## = Please specify Motion Felt

- AS
- ST
- CL
- DB
- IC
- EM
- BB
- AV
- SO
- CR


















# SEATING

## SOFT

PRODUCT	CODE	DESCRIPTION
<b>VORTEX</b>		
<b>15</b> YEAR WARRANTY *****	<b>140</b> KG RATING	<b>6+</b> HOUR COMFORT
		<b>Vortex Tub</b> Seat H: 460mm Seat W: 690mm Seat D: 700mm Overall H: 800mm
		<b>Vortex 2 Seater</b> Seat H: 460mm Seat W: 1200mm Seat D: 700mm Overall H: 800mm
	<b>KG_VORT_B</b>	Vortex Tub - Black PU
	<b>KG_VORT2_B</b>	Vortex 2 Seater - Black PU
<b>NEO</b>		
<b>15</b> YEAR WARRANTY *****	<b>140</b> KG RATING	<b>6+</b> HOUR COMFORT
		<b>Neo 1 Seater</b> Seat H: 400mm Seat W: 550mm Seat D: 550mm Overall H: 760mm
		<b>Neo 2 Seater</b> Seat H: 400mm Seat W: 1010mm Seat D: 550mm Overall H: 760mm
		<b>Neo 3 Seater</b> Seat H: 400mm Seat W: 1650mm Seat D: 550mm Overall H: 760mm
	<b>KG_NEO1_PU</b>	Neo 1 Seater - Black PU
	<b>KG_NEO2_PU</b>	Neo 2 Seater - Black PU
	<b>KG_NEO3_PU</b>	Neo 3 Seater - Black PU

# SEATING

## COMPONENTS

PRODUCT	CODE	DESCRIPTION
<b>SEATING COMPONENTS</b>		
	<b>KG_BA270A</b>	Stool Base - 270mm
	<b>KG_BA320</b>	Evo Base - 320mm
	<b>KG_BA320C</b>	Polished Alloy Base - 320mm
	<b>KG_BA350</b>	Plymouth Base - 350mm
	<b>KG_BA350C</b>	Polished Alloy Base - 350mm
	<b>KG_C_DR</b>	Chrome Footring
	<b>KG_CA50B</b>	50mm Brake Castor
	<b>KG_CA50U</b>	50mm Softwheel Castor
	<b>KG_CA50UB</b>	50mm Softwheel Braked Castor
	<b>KG_CA60_45</b>	60mm Castor W/45mm Collar
	<b>KG_CA60U_45</b>	60mm Softwheel Castor W/45mm Collar
	<b>KG_GAS140T1</b>	Gas Lift 140mm (Standard) with 25mm Taper Dimensions (min-max) 288-418mm
	<b>KG_GAS140T2</b>	Gas Lift 140mm (Standard) with 50mm Taper Dimensions (min-max) 288-418mm
	<b>KG_GAS200</b>	Gas Lift 200mm (Mid Lift) Dimensions (min-max) 357-540mm
	<b>KG_GAS270</b>	Gas Lift 270mm (High Lift) Dimensions (min-max) 437-695mm (Requires Chrome Foot Ring - KG_C_DR)
	<b>KG_GLIDE</b>	Glide
	<b>KG_LUMB</b>	Adjustable Lumbar Option
	<b>KG_MEC90</b>	Seat Slide Mechanism - Lift Lever Type












# EKO RANGE

---

Eko Desks  
Eko Workstations  
Eko Tables  
Eko Storage



*Eko is Knight's range of very affordable, European styled furniture for the small to medium office. Made with proven commercial fittings and E1 grade Eco-friendly composite wood you're buying the best product at the best price!*

Desks & Tables		Storage		
				
NZ Tawa	Nordic Maple & Silver	NZ Tawa	Nordic Maple & Silver	Silver (Mobiles)

**FEATURES**

- Desks and workstations have a 25mm commercial-grade top and 18mm slab legs with 18mm x 300mm high modesty panels for privacy.
- No cable port in 1200 desk, 2 x 60mm ports in 1500/1800mm desks, 1 x 60mm port in workstations.
- Hardwearing melamine available in NZ Tawa or Nordic Maple/Silver. All edges sealed to give full protection from moisture intrusion with matching 2mm PVC edge.
- Rounded corners on desks and workstations provide extra protection.
- Stylish metal handles on storage.
- Cupboards, bookcases and credenza have 25mm tops, 18mm sides and 5mm MDF backs. Shelves - cupboards/credenza 25mm, bookcases 18mm.
- Slimline mobile drawer units with full extension runner on file drawer.
- Best combination of price and appearance available in Australasia.





**Workstation**

- 1800 x 1800w x 600d x 730h (1x 60mm Cable Port)
- 1500 x 1500w x 600d x 730h (1x 60mm Cable Port)



**Desk**

- 1800w x 800d x 730h (2x 60mm Cable Port)
- 1500w x 800d x 730h (2x 60mm Cable Port)
- 1200w x 600d x 730h



**Meeting Table**

- Ø1200 x 730h



**Bookcase**

- 1800h x 800w x 305d
- 1200h x 800w x 305d



**Cupboard**

- 1800h x 800w x 400d  
4 shelves (adjustable)
- 900h x 800w x 400d  
1 shelf (adjustable)



**Credenza**

- 730h x 1200w x 350d  
1 shelf (adjustable)



**Mobile Pedestal**

- 2 drawer + File: 600h x 400w x 500d
- 4 drawer: 600h x 400w x 460d



**Workstation**

- 1800 x 1800w x 600d x 730h (1x 60mm Cable Port)
- 1500 x 1500w x 600d x 730h (1x 60mm Cable Port)



**Desk**

- 1800w x 800d x 730h (2x 60mm Cable Port)
- 1500w x 800d x 730h (2x 60mm Cable Port)
- 1200w x 600d x 730h



**Meeting Table**

- Ø1200 x 730h



**Bookcase**

- 1800h x 800w x 305d
- 1200h x 800w x 305d



**Cupboard**

- 1800h x 800w x 400d  
4 shelves (adjustable)
- 900h x 800w x 400d  
1 shelf (adjustable)









**Credenza**











- 730h x 1200w x 350d  
1 shelf (adjustable)



**Mobile Pedestal**

- 2 drawer + File: 600h x 400w x 500d
- 4 drawer: 600h x 400w x 460d

PRODUCT	CODE	DESCRIPTION
<b>DESKS</b>		
	<b>KG_EKOD12_NM</b>	Eko 1200 Desk - Nordic Maple (No cable ports)
	<b>KG_EKOD15_NM</b>	Eko 1500 Desk - Nordic Maple (Includes 2 x cable ports - 60mm)
	<b>KG_EKOD18_NM</b>	Eko 1800 Desk - Nordic Maple (Includes 2 x cable ports - 60mm)
	<b>KG_OD12_NT</b>	Eko 1200 Desk - NZ Tawa (No cable ports)
	<b>KG_OD15_NT</b>	Eko 1500 Desk - NZ Tawa (Includes 2 x cable ports - 60mm)
	<b>KG_OD18_NT</b>	Eko 1800 Desk - NZ Tawa (Includes 2 x cable ports - 60mm)
<b>WORKSTATIONS</b>		
	<b>KG_EKOW156_NM</b>	Eko 1500 Workstation - Nordic Maple (Includes 1 x cable port - 60mm)
	<b>KG_EKOW186_NM</b>	Eko 1800 Workstation - Nordic Maple (Includes 1 x cable port - 60mm)
	<b>KG_OW156_NT</b>	Eko 1500 Workstation - NZ Tawa (Includes 1 x cable port - 60mm)
	<b>KG_OW186_NT</b>	Eko 1800 Workstation - NZ Tawa (Includes 1 x cable port - 60mm)
<b>TABLES</b>		
	<b>KG_EKOMT12_NM</b>	Eko Meeting Table Ø1200 - Nordic Maple
	<b>KG_OMT12_NT</b>	Eko Meeting Table Ø1200 - NZ Tawa

PRODUCT	CODE	DESCRIPTION
<b>STORAGE</b>		
	<b>KG_EKOB12_NM</b>	Eko 1200 High Bookcase - Nordic Maple
	<b>KG_EKOB18_NM</b>	Eko 1800 High Bookcase - Nordic Maple
	<b>KG_OB12_NT</b>	Eko 1200 High Bookcase - NZ Tawa
	<b>KG_OB18_NT</b>	Eko 1800 High Bookcase - NZ Tawa
	<b>KG_EKOM2F_S</b>	Eko 2 Drawer & File Mobile - Silver
	<b>KG_EKOM4_S</b>	Eko 4 Drawer Mobile - Silver
	<b>KG_OM2F_NT</b>	Eko 2 Drawer & File Mobile - NZ Tawa
	<b>KG_OM4_NT</b>	Eko 4 Drawer Mobile - NZ Tawa
	<b>KG_EKOCZ1235_NM</b>	Eko 1200 Wide Credenza - Nordic Maple
	<b>KG_OCZ1235_NT</b>	Eko 1200 Wide Credenza - NZ Tawa
	<b>KG_EKOC9_NM</b>	Eko 900 High Cupboard - Nordic Maple
	<b>KG_EKOC184_NM</b>	Eko 1800 High Cupboard - Nordic Maple
	<b>KG_OC9_NT</b>	Eko 900 High Cupboard - NZ Tawa
	<b>KG_OC184_NT</b>	Eko 1800 High Cupboard - NZ Tawa





# ERGOPLAN RANGE

---

Ergoplan Desks  
Ergoplan Workstations  
Ergoplan Storage  
Ergoplan Tables



*Ergoplan supports all aspects of your business with desks for executives and workstations for clerks, storage for files and storage for stationery, tables for cafeterias and tables for meetings. Best of all its available for fast quick ship delivery New Zealand wide!*

**Desks & Tables**



Tawa Silver & White

**Storage**



Tawa Silver

**FEATURES**

- 1200mm desk has a 25mm commercial-grade top and 18mm slab legs with 18mm x 300mm high modesty panel.
- 1500/1800mm desks and workstations have a 25mm commercial-grade top and slab legs with 18mm x 400mm high modesty panels for privacy & extra strength.
- No cable port in 1200 desk, 2 x 80mm ports in 1500/1800mm desks, 1 x 80mm port in workstations.
- Boardroom, meeting and coffee tables have a 25mm construction. Canteen tables 18mm top with 25x25mm steel tube legs and frame.
- Cupboards, bookcases and credenza have 25mm tops, 16mm backs and 18mm sides and shelves.
- Tawa or Silver & White melamine finish with matching 2mm PVC edge.
- UV resistant solid edging can take the knocks and won't discolour with age.
- Adjustable shelves mean you can store all shapes and sizes, with recessed, anti-slip keyways.
- Gang lock on locking mobiles with one key.







**Workstation**

- 1800 x 1800w x 700d x 730h (1x 80mm Cable Port)
- 1500 x 1500w x 600d x 730h (1x 80mm Cable Port)



**1200 x 1700 Workstation**

- 1700LH x 1200RH x 580d x 730h (1x 80mm Cable Port)
- 1200LH x 1700RH x 580d x 730h (1x 80mm Cable Port)



**Open Desk**

- 1800w x 800d x 730h (2x 80mm Cable Port)
- 1500w x 800d x 730h (2x 80mm Cable Port)
- 1200w x 600d x 730h



**Bow-Front Desk**

- 1800w x 900d x 730h



**Fixed Return**

- 1200w x 600d x 730h
- Configured as a LH or RH return



**Boardroom Table**

- 2400w x 1200d x 730h



**Meeting Table**

- Ø1200 x 730h
- Ø900 x 730h



**Coffee Table**

- 1200w x 600d x 450h



**Canteen Tables**

- 1800w x 800d x 730h
- 1600w x 800d x 730h
- 1200w x 800d x 730h
- 1200w x 600d x 730h



**Reception Hutch**

- 1800w x 300h x 350d



**Credenza**

- 1200w x 450d x 850h
- 1 shelf (adjustable)
- Lockable, sliding doors



**Hutch**

- 1200w x 300d x 1070h



**Cupboards**

- 1800h x 900w x 450d
- 4 shelves (1x fixed, 3x adjustable)
- 900h x 900w x 450d
- 1 shelf (adjustable)
- Lockable doors



**Bookcase**

- 1800h x 900w x 315d
- 1200h x 900w x 315d



**Standard Mobiles**

- 2 Drawer & File - 466w x 460d x 640h
- 4 Drawer - 466w x 460d x 640h



**Locking Mobiles**

- 2 Drawer & File - 466w x 460d x 640h
- 4 Drawer - 466w x 460d x 640h
- Ganglock locks all drawers



**Workstation**

- 1800 x 1800w x 700d x 730h (1x 80mm Cable Port)
- 1500 x 1500w x 600d x 730h (1x 80mm Cable Port)



**Open Desk**

- 1800w x 800d x 730h (2x 80mm Cable Port)
- 1500w x 800d x 730h (2x 80mm Cable Port)
- 1200w x 600d x 730h



**Canteen Tables**

- 1800w x 800d x 730h (2x 80mm Cable Port)
- 1600w x 800d x 730h
- 1200w x 800d x 730h
- 1200w x 600d x 730h



**Credenza**

- 850h x 1200w x 450d
- 1 shelf (adjustable)
- Lockable, sliding doors



**Hutch**

- 1070h x 1200w x 300d



**Cupboard**

- 1800h x 900w x 450d
- 4 shelves (1x fixed, 3x adjustable)
- 900h x 900w x 450d
- 1 shelf (adjustable)
- Lockable doors



**Bookcase**













- 1800h x 900w x 315d






**Locking Mobile**

- 2 Drawer & File - 640h x 466w x 460d
- 4 Drawer - 640h x 466w x 460d
- Lockable

PRODUCT	CODE	DESCRIPTION
<b>DESKS</b>		
	<b>KG_WFD12_T</b>	Ergoplan 1200 Desk - Tawa (No cable ports)
	<b>KG_WFD15_T</b>	Ergoplan 1500 Desk - Tawa (Includes 2 x cable ports - 80mm)
	<b>KG_WFD18_T</b>	Ergoplan 1800 Desk - Tawa (Includes 2 x cable ports - 80mm)
	<b>KG_WFR12_T</b>	Ergoplan 1200 Fixed Return - Tawa
	<b>KG_WFBD18_T</b>	Ergoplan 1800 Bow Front Desk - Tawa (Includes 2 x cable ports - 80mm)
	<b>KG_WFD12_WS</b>	Ergoplan 1200 Desk - Silver/White (No cable ports)
	<b>KG_WFD15_W</b>	Ergoplan 1500 Desk - Silver/White (Includes 2 x cable ports - 80mm)
<b>KG_WFD18_W</b>	Ergoplan 1800 Desk - Silver/White (Includes 2 x cable ports - 80mm)	
<b>WORKSTATIONS</b>		
	<b>KG_WFW12L17R_T</b>	Ergoplan Workstation 1200LHx1700RH - Tawa (Includes 1 x cable port - 80mm)
	<b>KG_WFW12R17L_T</b>	Ergoplan Workstation 1700LHx1200RH - Tawa (Includes 1 x cable port - 80mm)
	<b>KG_WFW15_T</b>	Ergoplan Workstation 1500 - Tawa (Includes 1 x cable port - 80mm)
	<b>KG_WFW187_T</b>	Ergoplan Workstation 1800 - Tawa (Includes 1 x cable port - 80mm)
	<b>KG_WFW15_W</b>	Ergoplan Workstation 1500 - Silver/White (Includes 1 x cable port - 80mm)
	<b>KG_WFW187_W</b>	Ergoplan Workstation 1800 - Silver/White (Includes 1 x cable port - 80mm)
<b>STORAGE</b>		
	<b>KG_WFSM2F_T</b>	Ergoplan Standard 2 Drawer & File Mobile - Tawa
	<b>KG_WFSM4_T</b>	Ergoplan Standard 4 Drawer Mobile - Tawa
	<b>KG_WFLM2F_T</b>	Ergoplan Locking 2 Drawer & File Mobile - Tawa
	<b>KG_WFLM4_T</b>	Ergoplan Locking 4 Drawer Mobile - Tawa
	<b>KG_WFLM2F_S</b>	Ergoplan Locking 2 Drawer & File Mobile - Silver
	<b>KG_WFLM4_S</b>	Ergoplan Locking 4 Drawer Mobile - Silver

PRODUCT	CODE	DESCRIPTION
	<b>KG_WFB12_T</b>	Ergoplan 1200 High Bookcase - Tawa
	<b>KG_WFB18_T</b>	Ergoplan 1800 High Bookcase - Tawa
	<b>KG_WFB18_S</b>	Ergoplan 1800 High Bookcase - Silver
	<b>KG_WFC9_T</b>	Ergoplan 900 High Cupboard - Tawa
	<b>KG_WFC18_T</b>	Ergoplan 1800 High Cupboard - Tawa
	<b>KG_WFC9_S</b>	Ergoplan 900 High Cupboard - Silver
	<b>KG_WFC18_S</b>	Ergoplan 1800 High Cupboard - Silver
	<b>KG_WFCZ12_T</b>	Ergoplan 1200 Wide Credenza - Tawa
	<b>KG_WFCZ12_S</b>	Ergoplan 1200 Wide Credenza - Silver
	<b>KG_WFH12_T</b>	Ergoplan 1200 Wide Hutch - Tawa (Excludes Credenza)
	<b>KG_WFH12_S</b>	Ergoplan 1200 Wide Hutch - Silver
	<b>KG_WFRH18_T</b>	Ergoplan 1800 Wide Reception Hutch - Tawa (Excludes Bow Front Desk)

ERGOPLAN

PRODUCT	CODE	DESCRIPTION
<b>TABLES</b>		
	<b>KG_WFMT9_T</b>	Ergoplan Ø900 Meeting Table - Tawa
	<b>KG_WFMT12_T</b>	Ergoplan Ø1200 Meeting Table - Tawa
	<b>KG_WFCFT12_T</b>	Ergoplan 1200 Coffee Table - Tawa
	<b>KG_WFBT2412_T</b>	Ergoplan 2400 Boardroom Table - Tawa
	<b>KG_WFCT126_T</b>	Ergoplan 1200x600 Canteen Table - Tawa
	<b>KG_WFCT128_T</b>	Ergoplan 1200x800 Canteen Table - Tawa
	<b>KG_WFCT168_T</b>	Ergoplan 1600x800 Canteen Table - Tawa
	<b>KG_WFCT188_T</b>	Ergoplan 1800x800 Canteen Table - Tawa
	<b>KG_WFCT126_W</b>	Ergoplan 1200x600 Canteen Table - White
	<b>KG_WFCT128_W</b>	Ergoplan 1200x800 Canteen Table - White
	<b>KG_WFCT168_W</b>	Ergoplan 1600x800 Canteen Table - White
<b>KG_WFCT188_W</b>	Ergoplan 1800x800 Canteen Table - White	

15  
YEAR  
WARRANTY  
★★★★★

Introducing the  
ultimate office  
furniture warranty.



Knight's best warranty yet.

 **KNIGHT**





# CUBIT RANGE

---

Cubit Desks  
Cubit Workstations  
Cubit Storage  
Cubit Tables  
Cubit Frames  
Cubit Bar Leaner  
Cubit System  
Cubit Highrise




Cubit creates an x-factor for the modern office. Coordinating tables, cupboards and bookcases provide great options for breakout meetings and hidden or display storage.

**Frame & Storage Feet/Handles**



**Melamine / PVC Edge**



**FEATURES**

- Commercial-grade 25mm construction finished in melamine with 2mm PVC edge.
- Strong, flush welded steel frames with environmentally friendly E4 powdercoated.
- The 50mm box foot gives added strength and ensures your desk is stable with 80mm foot adjustment in each leg.
- Optional 300mm modesty panels for privacy and extra strength.
- No cable port in 1200 desk, one central 80mm cable port in 1500/1800 desks & 60mm cable port in the 1500/1800 workstations.
- Coordinating cupboards and bookcases provide options for hidden or display storage.
- Storage has solid 18mm backs.
- Soft close hinges on storage doors.
- Cubit storage comes standard with Silver powdercoat feet and Silver slimline aluminium handles. (White or Black feet and handles available - upgrade).







**Workstation**

- 1800 x 1800w x 700d x 730h (1x 60mm Cable Port)
- 1500 x 1500w x 700d x 730h (1x 60mm Cable Port)
- (W / NM / AO worktops only)



**Desk**

- 1800w x 800d x 730h (1x 80mm Cable Port)
- 1500w x 800d x 730h (1x 80mm Cable Port)
- 1200w x 600d x 730h



**Modesty Panel**

- 1690mm - 1800 desk or workstation x2
- 1390mm - 1500 desk or workstation x2
- 1090mm - 1200 desk
- 300mm high x 18mm thick



**Boardroom Table**

- 2400w x 1200d x 730h
- Boat shaped top



**Meeting Table**

- Ø1200 x 730h
- Ø1200 x 730h - Polo Base (Black)
- Ø900 x 730h - Polo Base (Black)



**Coffee Table**

- 1200w x 600d x 450h
- 600w x 600d x 450h
- (W / S / NM / DO / AO Only)



**Cupboard**

- 1800h x 900w x 450d
- 4 shelves (1x fixed, 3x adjustable)
- 900h x 900w x 450d
- 1 shelf (adjustable)
- Lockable



**Bookcase**

- 1800h x 900w x 315d
- 1200h x 900w x 315d



**Credenza**

- 1800w x 450d x 900h
- 2 shelves (adjustable)
- Lockable



**Tambour** NEW

- 1300h x 1200w x 450d
- 2 shelves (adjustable)
- White melamine, doors and feet
- Lockable
- Optional planter box - White



**Planter Box** NEW

- 200h x 1200w x 450d (Suits Tambour)
- 175h x 900w x 450d (Suits 900 Cupboard or 1800 Credenza - x2 required)
- White only



**Mobile**

- 2 Drawer & File
- 4 Drawer
- 640h x 466w x 460d
- Ganglock locks all drawers



**Caddy**

- 993w x 460d x 640h
- Left or Right hand
- White, Atlantic Oak & Black only
- Heavy duty castors
- Optional seat topper 40h x 455d x 455w
- Caddy handle






**Reception & Return**



- 1844w x 300d x 1095h
- 1890w x 300d x 1095h
- Designed to fit Cubit & Anvil 1800 Desk or 1800 x 1800 Workstation









**PLEASE NOTE: Cubit storage comes standard with Silver feet and handles.**

**FREE UPGRADE if Black or White feet and/or handles are specified at time of storage order.**

PRODUCT	CODE	DESCRIPTION
<b>DESKS</b>		
	<b>KG_NCBD12_##</b>	Cubit 1200 Desk - Silver Frame + Top (No cable ports)
	<b>KG_NCBD12_B_##</b>	Cubit 1200 Desk - Black Frame + Top (No cable ports)
	<b>KG_NCBD12_W_##</b>	Cubit 1200 Desk - White Frame + Top (No cable ports)
	<b>KG_NCBD15_##</b>	Cubit 1500 Desk - Silver Frame + Top (Includes 1 x cable port - 80mm)
	<b>KG_NCBD15_B_##</b>	Cubit 1500 Desk - Black Frame + Top (Includes 1 x cable port - 80mm)
	<b>KG_NCBD15_W_##</b>	Cubit 1500 Desk - White Frame + Top (Includes 1 x cable port - 80mm)
	<b>KG_NCBD18_##</b>	Cubit 1800 Desk - Silver Frame + Top (Includes 1 x cable port - 80mm)
	<b>KG_NCBD18_B_##</b>	Cubit 1800 Desk - Black Frame + Top (Includes 1 x cable port - 80mm)
	<b>KG_NCBD18_W_##</b>	Cubit 1800 Desk - White Frame + Top (Includes 1 x cable port - 80mm)

<b>WORKSTATIONS</b>		
	<b>KG_NCBW15_##</b>	Cubit 1500 Workstation Silver Frame + Top (W / NM / AO Only) (Includes 1 x cable port - 60mm)
	<b>KG_NCBW15_B_##</b>	Cubit 1500 Workstation Black Frame + Top (W / NM / AO Only) (Includes 1 x cable port - 60mm)
	<b>KG_NCBW15_W_##</b>	Cubit 1500 Workstation White Frame + Top (W / NM / AO Only) (Includes 1 x cable port - 60mm)
	<b>KG_NCBW187_##</b>	Cubit 1800 Workstation Silver Frame + Top (Includes 1 x cable port - 60mm)
	<b>KG_NCBW187_B_##</b>	Cubit 1800 Workstation Black Frame + Top (Includes 1 x cable port - 60mm)
	<b>KG_NCBW187_W_##</b>	Cubit 1800 Workstation White Frame + Top (Includes 1 x cable port - 60mm)

POWDERCOAT & MELAMINE	<b>DESKS</b>	Powdercoat finish - Frame <input type="checkbox"/> W <input type="checkbox"/> S <input type="checkbox"/> B	## = Please specify Melamine finish <input type="checkbox"/> W <input type="checkbox"/> S <input type="checkbox"/> NM <input type="checkbox"/> DO <input type="checkbox"/> AO <input type="checkbox"/> BL <small>RUN-OUT</small>
	<b>WORKSTATIONS</b>	Powdercoat finish - Frame <input type="checkbox"/> W <input type="checkbox"/> S <input type="checkbox"/> B	## = Please specify Melamine finish <input type="checkbox"/> W <input type="checkbox"/> S <input type="checkbox"/> NM <input type="checkbox"/> DO <input type="checkbox"/> AO <input type="checkbox"/> BL <small>1800mm Only</small> <small>RUN-OUT</small>

PRODUCT	CODE	DESCRIPTION
<b>STORAGE</b>		
	<b>KG_NCBM2F_##</b>	Cubit 2 Drawer & File Mobile
	<b>KG_NCBM4_##</b>	Cubit 4 Drawer Mobile
	<b>KG_CBB12_##</b>	Cubit Bookcase 1200H
	<b>KG_CBB18Q_##</b>	Cubit Bookcase 1800H
	<b>KG_CBC9_##</b>	Cubit Cupboard 900H
	<b>KG_CBC18Q_##</b>	Cubit Cupboard 1800H
	<b>KG_CBCZ18W_ASS</b>	Cubit Credenza 1800W <b>NEW</b> Assembled - White Only <b>(Please enquire about freight costs - North Island only)</b>
	<b>KG_CBCZ18Q_##</b>	Cubit Credenza 1800W
	<b>KG_CBPBOX9_W</b>	Cubit Planter Box - 900W (W Only) <b>NEW</b> (Please note plants are not included) Suits 900 Cupboard or 1800 Credenza (x2 required)



**PLEASE NOTE: Cubit storage comes standard with Silver feet and handles.**  
**FREE UPGRADE if Black or White feet and/or handles are specified at time of storage order.**


POWDERCOAT  
& MELAMINE

STORAGE









Powdercoat finish - Feet/Handles



## = Please specify Melamine finish



Please specify at time of order.

PRODUCT	CODE	DESCRIPTION
	<b>KG_CBTB13_BL</b>	Cubit 1300H Tambour - Black <b>RUN-OUT</b> Excludes Planter Box <b>(12 Month Warranty)</b>
	<b>KG_CBPBOX12_BL</b>	Cubit Planter Box - 1200W Black <b>RUN-OUT</b> Suits 1200 Tambour <b>(12 Month Warranty)</b>
	<b>KG_CBTB13Q_AO</b>	Cubit 1300H Tambour - Atlantic Oak <b>RUN-OUT</b> Excludes Planter Box <b>(12 Month Warranty)</b>
	<b>KG_CBPBOX12_AO</b>	Cubit Planter Box - 1200W Atlantic Oak <b>RUN-OUT</b> Suits 1200 Tambour <b>(12 Month Warranty)</b>
	<b>KG_NCBTB13_W_WF</b>	Cubit 1300H Tambour (W Only) <b>NEW</b> (Please note Tambour has White feet and doors) Excludes Planter Box
	<b>KG_CBPBOX12_W</b>	Cubit Planter Box - 1200W (W Only) (Please note plants are not included) Suits 1200 Tambour
	<b>KG_CBSDLRQ_##</b>	Cubit QK Caddy L or R Drawers (W / AO / BL Only)
	<b>KG_CBSTOPPA</b>	Cubit Caddy Toppa - Custom Fabric
	<b>KG_CBSTOPPA_CN##</b>	Cubit Caddy Toppa - Crown Fabric
	<b>KG_CBSTOPPA_BE##</b>	Cubit Caddy Toppa - Breathe Fabric
	<b>KG_CBSTOPPA_SP##</b>	Cubit Caddy Toppa - Splice Fabric

**PLEASE NOTE: Cubit storage comes standard with Silver feet and handles.**  
**FREE UPGRADE if Black or White feet and/or handles are specified at time of storage order.**


POWDERCOAT  
& MELAMINE

STORAGE








Powdercoat finish - Feet/Handles



## = Please specify Melamine finish




Please specify at time of order.

PRODUCT	CODE	DESCRIPTION
<b>RECEPTIONS</b>		
	<b>KG_NCBRECD18_###</b>	Cubit Reception Counter 1095H (W / S / NM / DO / AO Only)
	<b>KG_NCBRECR18_###</b>	Cubit Reception Return 1095H (W / S / NM / DO / AO Only)
	<b>KG_NCBRECD18_BL_AO</b>	Cubit Reception Counter 1095H Black with Atlantic Oak Top
	<b>KG_NCBRECR18_BL_AO</b>	Cubit Reception Return 1095H Black with Atlantic Oak Top
<b>TABLES</b>		
	<b>KG_NCBMT12_###</b>	Cubit Meeting Ø1200 Table - Silver Frame + Top
	<b>KG_NCBMT12_B_###</b>	Cubit Meeting Ø1200 Table - Black Frame + Top
	<b>KG_NCBMT12_W_###</b>	Cubit Meeting Ø1200 Table - White Frame + Top
	<b>KG_NCBCFT12_###</b>	Cubit 1200 Coffee Table - Silver Frame + Top
	<b>KG_NCBCFT12_B_###</b>	Cubit 1200 Coffee Table - Black Frame + Top
	<b>KG_NCBCFT12_W_###</b>	Cubit 1200 Coffee Table - White Frame + Top
	<b>KG_NCBCFT6_###</b>	Cubit 600 Coffee Table - Silver Frame + Top (W / S / NM / DO / AO Only)
	<b>KG_NCBCFT6_B_###</b>	Cubit 600 Coffee Table - Black Frame + Top (W / S / NM / DO / AO Only)
	<b>KG_NCBCFT6_W_###</b>	Cubit 600 Coffee Table - White Frame + Top (W / S / NM / DO / AO Only)
	<b>KG_NCBBT2412_###</b>	Cubit Boardroom Table - Silver Frame + Top (Boat Shaped)
	<b>KG_NCBBT2412_B_###</b>	Cubit Boardroom Table - Black Frame + Top (Boat Shaped)
	<b>KG_NCBBT2412_W_###</b>	Cubit Boardroom Table - White Frame + Top (Boat Shaped)
	<b>KG_POLO9_B_###</b>	Cubit Polo Table Ø900 - Black Base + Top Colour (W / NM / AO Only)
	<b>KG_POLO_B_###</b>	Cubit Polo Table Ø1200 - Black Base + Top Colour (W / NM / AO Only)

POWDERCOAT  
& MELAMINE

TABLES

Powdercoat finish - Frame



RECEPTIONS/  
TABLES

## = Please specify Melamine finish




PRODUCT	CODE	DESCRIPTION
<b>COMPONENTS</b>		
	<b>KG_CBMOD12_##</b>	Cubit Modesty Panel - 1090x300x18mm (Suitable for Cubit fixed desk 1200mm. Includes tek screws to attach to desk frame.)
	<b>KG_CBMOD15_##</b>	Cubit Modesty Panel - 1390x300x18mm (Suitable for Cubit fixed desk or workstation (x2) 1500mm. Includes tek screws to attach to desk frame.) (Workstation - W / AO Only)
	<b>KG_CBMOD18_##</b>	Cubit Modesty Panel - 1690x300x18mm (Suitable for Cubit fixed desk or workstation (x2) 1800mm. Includes tek screws to attach to desk frame.)
	<b>KG_MBLOCK</b>	Mobile Lock Kit
	<b>KG_CBLOCK_C18</b>	Lock Kit Cupboard 900 & 1800H
	<b>KG_CBLOCK_CZ18</b>	Lock Kit Credenza
	<b>KG_CBHANDLE</b>	Cubit Handle - Silver
	<b>KG_CBHANDLE_B</b>	Cubit Handle - Black
	<b>KG_CBHANDLE_W</b>	Cubit Handle - White
	<b>KG_CA_M</b>	Mobile Castors Set (4)
	<b>KG_CBLEGC</b>	Cubit Storage Foot (Set) - Silver
	<b>KG_CBLEGC_B</b>	Cubit Storage Foot (Set) - Black
	<b>KG_CBLEGC_W</b>	Cubit Storage Foot (Set) - White
	<b>KG_CBPRT60_BLK</b>	Black Cable Port - 60mm
	<b>KG_CBPRT60_W</b>	White Cable Port - 60mm
	<b>KG_CBPRT80_BLK</b>	Black Cable Port - 80mm
	<b>KG_CBPRT80_W</b>	White Cable Port - 80mm

POWDERCOAT  
& MELAMINE

## = Please specify Melamine finish

COMPONENTS



PRODUCT	CODE	DESCRIPTION
<b>DESKS - FRAME ONLY</b>		
	<b>KG_CBSD126_FR</b>	Cubit 1200 Desk - Silver Frame
	<b>KG_CBSD126_B_FR</b>	Cubit 1200 Desk - Black Frame
	<b>KG_CBSD126_W_FR</b>	Cubit 1200 Desk - White Frame
	<b>KG_CBSD158_FR</b>	Cubit 1500 Desk - Silver Frame
	<b>KG_CBSD158_B_FR</b>	Cubit 1500 Desk - Black Frame
	<b>KG_CBSD158_W_FR</b>	Cubit 1500 Desk - White Frame
	<b>KG_CBSD188_FR</b>	Cubit 1800 Desk - Silver Frame
	<b>KG_CBSD188_B_FR</b>	Cubit 1800 Desk - Black Frame
	<b>KG_CBSD188_W_FR</b>	Cubit 1800 Desk - White Frame
<b>WORKSTATIONS - FRAME ONLY</b>		
	<b>KG_CBSW157_FR</b>	Cubit 1500 Workstation - Silver Frame
	<b>KG_CBSW157_B_FR</b>	Cubit 1500 Workstation - Black Frame
	<b>KG_CBSW157_W_FR</b>	Cubit 1500 Workstation - White Frame
	<b>KG_CBSW187_FR</b>	Cubit 1800 Workstation - Silver Frame
	<b>KG_CBSW187_B_FR</b>	Cubit 1800 Workstation - Black Frame
	<b>KG_CBSW187_W_FR</b>	Cubit 1800 Workstation - White Frame
<b>TABLES - FRAME ONLY</b>		
	<b>KG_CSLEGMT12</b>	Cubit Meeting Ø1200 Table - Silver Frame
	<b>KG_CSLEGMT12_W</b>	Cubit Meeting Ø1200 Table - Black Frame
	<b>KG_CSLEGMT12_B</b>	Cubit Meeting Ø1200 Table - White Frame
	<b>KG_NCBT2412_#_FR</b>	Cubit Boardroom Table - Frame
	<b>KG_NCBCFT6_#_FR</b>	Cubit Coffee Table - Frame
	<b>KG_NCBCFT12_#_FR</b>	Cubit Coffee Table - Frame

POWDERCOAT

# = Please specify powdercoat finish

FRAMES

W
  S
  B

CUBIT

PRODUCT	CODE	DESCRIPTION
<b>WORKTOPS (PRE-DRILLED HOLES)</b>		
	<b>KG_NCBTOPT12_##</b>	Cubit Desk / Coffee Table Top 1200x600 - No cable ports
	<b>KG_CSTOPD15_##</b>	Cubit Desk Top 1500x800 - Includes cable port 80mm
	<b>KG_CSTOPD18_##</b>	Cubit Desk Top 1800x800 - Includes cable port 80mm
	<b>KG_CSTOPW18_##</b>	Cubit Workstation 2 Piece Top 1800x1800x700 (S / DO / BL Only) - Includes cable port 60mm
	<b>KG_WKS1PT157_##</b>	Workstation 1 Piece Top 1500x1500x700 (W / NM / AO Only) - Includes cable port 60mm
	<b>KG_WKS1PT187_##</b>	Workstation 1 Piece Top 1800x1800x700 (W / NM / AO Only) - Includes cable port 60mm
	<b>KG_CBTOPBT24_##</b>	Cubit Boardroom 2400x1200 Table Top (Boat Shaped)
	<b>KG_CBTOPMT12_##</b>	Cubit Meeting Ø1200 Table Top
<b>KG_NCBTOPD66_#</b>	Cubit Coffee 600x600 Table Top (W / S / NM / DO / AO Only)	

**PLEASE NOTE: All Cubit desk tops include pre-drilled inserts for easy assembly.**

MELAMINE

TOPS

## = Please specify Melamine finish














# CUBIT BAR LEANER

CUBIT



The Cubit Bar Leaner offers style, strength and practicality. Ideal for office breakout spaces, lunch rooms, cafes and bars. Pair with Luna, Game or Raven barstools for full effect.

<b>Frame</b>  White P/C		 Black P/C		
<b>Melamine / PVC Edge</b>				
 White	 Silver	 Nordic Maple	 Atlantic Oak	 Black

## FEATURES

- Commercial-grade 25mm construction finished in melamine with 2mm PVC edge.
- Quick, easy assembly and robust solid frame.
- 50mm box leg frame - added strength.
- Four sizes available to cater for small or large gatherings.
- Height 1050mm (includes worktop).
- Easy maneuverability with castor option - 75mm braked castors.



### Bar Leaner









- 1600w x 800d x 1050h
- 1800w x 900d x 1050h
- 2200w x 900d x 1050h
- 2400w x 900d x 1050h



### Bar Leaner with Castors

- 1600w x 800d x 1050h
- 1800w x 900d x 1050h
- 2200w x 900d x 1050h
- 2400w x 900d x 1050h

# CUBIT BAR LEANER

PRODUCT	CODE	DESCRIPTION
<b>CUBIT BAR LEANER</b>		
	KG_NCBBARL168_#_##	Cubit Bar Leaner 1600x800
	KG_NCBBARL189_#_##	Cubit Bar Leaner 1800x900
	KG_NCBBARL229_#_##	Cubit Bar Leaner 2200x900 <b>NEW</b> (W / AO Only) <b>Estimated arrival early 2023</b>
	KG_NCBBARL249_#_##	Cubit Bar Leaner 2400x900 <b>NEW</b> (W / AO Only) <b>Estimated arrival early 2023</b>
<b>CUBIT BAR LEANER WITH CASTORS</b>		
	KG_NCBBARL168C_#_##	Cubit Bar Leaner with Castors 1600x800 <b>NEW</b> <b>Estimated arrival early 2023</b>
	KG_NCBBARL189C_#_##	Cubit Bar Leaner with Castors 1800x900 <b>NEW</b> <b>Estimated arrival early 2023</b>
	KG_NCBBARL229C_#_##	Cubit Bar Leaner with Castors 2200x900 <b>NEW</b> (W / AO Only) <b>Estimated arrival early 2023</b>
	KG_NCBBARL249C_#_##	Cubit Bar Leaner with Castors 2400x900 <b>NEW</b> (W / AO Only) <b>Estimated arrival early 2023</b>

CUBIT


POWDERCOAT  
& MELAMINE

BAR LEANER







# = Please specify powdercoat finish



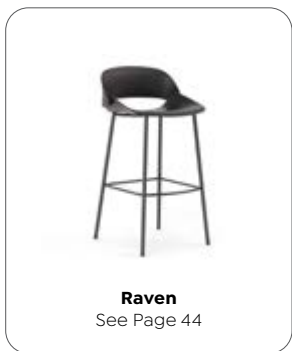
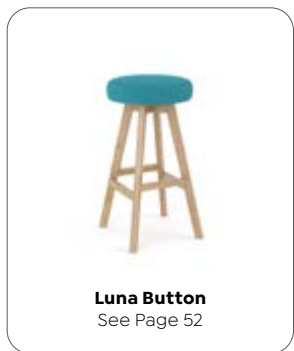
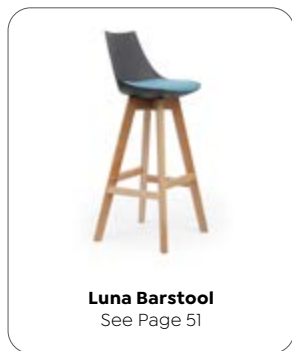
## = Please specify Melamine finish



CUBIT

PRODUCT	CODE	DESCRIPTION
<b>CUBIT BAR LEANER - FRAME ONLY</b>		
	<b>KG_NCBBARL168_#_FR</b>	Cubit Bar Leaner 1600x800 - Frame
	<b>KG_NCBBARL189_#_FR</b>	Cubit Bar Leaner 1800x900 - Frame
	<b>KG_NCBBARL224_#_FR</b>	Cubit Bar Leaner - Frame <b>NEW</b> Suits 2200 - 2400mm top <b>Estimated arrival early 2023</b>
<b>CUBIT BAR LEANER WITH CASTORS - FRAME ONLY</b>		
	<b>KG_NCBBARL168C_#_FR</b>	Cubit Bar Leaner with Castors 1600x800 - Frame <b>NEW</b> <b>Estimated arrival early 2023</b>
	<b>KG_NCBBARL189C_#_FR</b>	Cubit Bar Leaner with Castors 1800x900 - Frame <b>NEW</b> <b>Estimated arrival early 2023</b>
	<b>KG_NCBBARL224C_#_FR</b>	Cubit Bar Leaner with Castors - Frame <b>NEW</b> Suits 2200 - 2400mm top <b>Estimated arrival early 2023</b>

SEATING PARTNER FOR BAR LEANERS



**POWDERCOAT**

# = Please specify powdercoat finish

**BAR LEANER**  W  B



Cubit System helps meet the unique challenge of providing a collaboration space while retaining elements for focused individual work. Cubit System is a modular, easy to install, open plan solution with configurations for every workplace.

**Frame**



White P/C



Black P/C

**Melamine / PVC Edge**



White

**FEATURES**





- Simple frame structure with cantilever centre legs, enables additional desks in multiples of two to be added after purchase of initial system.
- Commercial-grade 25mm scalloped worktops finished in white melamine with 2mm PVC edge.
- Additional top colours available, please enquire.
- Strong, flush welded steel frames with environmentally friendly E4 powdercoat.
- 50mm box leg gives added strength and ensures your desk is stable with adjustable feet for uneven floors.
- Single, double span leg provides free space and clean lines.
- Optional under desk cable baskets available for cable management.
- Compatible with central Active25 screens 1500/1800mm wide x 480mm high, upholstered in Splice fabric.



**Double Sided Desks**

- 2 @ 1800w x 800d x 730h
- 4 @ 1800w x 800d x 730h
- 6 @ 1800w x 800d x 730h
- 2 @ 1500w x 800d x 730h
- 4 @ 1500w x 800d x 730h
- 6 @ 1500w x 800d x 730h

CUBIT

PRODUCT	CODE	DESCRIPTION
<b>FRAME ONLY</b>		
	<b>KG_CUBSDD158#_2_FR</b>	Cubit System Double Sided - 2 Pod Frame (Suits 1500 x 800mm worktops - 2 Required)
	<b>KG_CUBSDD188#_2_FR</b>	Cubit System Double Sided - 2 Pod Frame (Suits 1800 x 800mm worktops - 2 Required)
	<b>KG_CUBSDD158#_4_FR</b>	Cubit System Double Sided - 4 Pod Frame (Suits 1500 x 800mm worktops - 4 Required)
	<b>KG_CUBSDD188#_4_FR</b>	Cubit System Double Sided - 4 Pod Frame (Suits 1800 x 800mm worktops - 4 Required)
	<b>KG_CUBSDD158#_6_FR</b>	Cubit System Double Sided - 6 Pod Frame (Suits 1500 x 800mm worktops - 6 Required)
	<b>KG_CUBSDD188#_6_FR</b>	Cubit System Double Sided - 6 Pod Frame (Suits 1800 x 800mm worktops - 6 Required)
<b>DESKS DOUBLE SIDED</b>		
	<b>KG_CUBSDD158#_2_W</b>	Cubit System Double Sided - 2 Pod 1500 x 800mm White worktops
	<b>KG_CUBSDD188#_2_W</b>	Cubit System Double Sided - 2 Pod 1800 x 800mm White worktops
	<b>KG_CUBSDD158#_4_W</b>	Cubit System Double Sided - 4 Pod 1500 x 800mm White worktops
	<b>KG_CUBSDD188#_4_W</b>	Cubit System Double Sided - 4 Pod 1800 x 800mm White worktops
	<b>KG_CUBSDD158#_6_W</b>	Cubit System Double Sided - 6 Pod 1500 x 800mm White worktops
	<b>KG_CUBSDD188#_6_W</b>	Cubit System Double Sided - 6 Pod 1800 x 800mm White worktops
<b>WORKTOPS</b>		
	<b>KG_TOP158S_W</b>	1500x800 Desk Top with Scallop - White only No cable ports (Plain - no drilled holes)
	<b>KG_TOP188S_W</b>	1800x800 Desk Top with Scallop - White only No cable ports (Plain - no drilled holes)

POWDERCOAT  
& MELAMINE

FRAMES &  
CABLE BASKETS




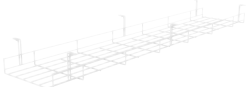



# = Please specify powdercoat finish

W  B

TOPS

Worktop Melamine finish

W

PRODUCT	CODE	DESCRIPTION
<b>ADD ONS</b>		
	<b>KG_CANLR15_#</b>	Cantilever Leg and Rail Set 1500
	<b>KG_CANLR18_#</b>	Cantilever Leg and Rail Set 1800
	<b>KG_EBASKETW11250_#</b>	Cable Basket 1 Tier 1250x300mm Suits 1500mm worktop (GPO power and data bezels not included)
	<b>KG_EBASKETW11550_#</b>	Cable Basket 1 Tier 1550x300mm Suits 1800mm worktop (GPO power and data bezels not included)
<b>ACTIVE25 SCREENS</b>		
	<b>KG_ACT254815_#_SP#</b>	Active25 Screen 480H x 1500W - Splice Fabric
	<b>KG_ACT254818_#_SP#</b>	Active25 Screen 480H x 1800W - Splice Fabric
	<b>KG_ACT25CBSBRAC_#</b>	Active25 Cubit/Anvil System Bracket - Pair

ACTIVE25  
POWDERCOAT

# = Please specify Powdercoat finish

SCREEN FRAME

WF

BF

BRACKETS

W

B

# = Please specify Powdercoat finish

ACTIVE25  
FABRIC

SP## = Please specify Splice fabric

BK

CH

GR

BL

LO

YL

GN

OR



RD

# CUBIT HIGHRISE

CUBIT



Standing up at work is more than just a trend, it is also a healthier option. Move up another level with a sit/stand workstation, enabling your office workspace the ability to adapt to suit multiple users.



## FEATURES

- Commercial-grade 25mm construction finished in melamine with 2mm PVC edge.
- Electric motor for easy height adjustment - smooth 25mm/second speed - \*3 year warranty.
- Strong, durable steel frame.
- Adjustable height 660 - 1205mm (includes worktop).
- Large levelling feet provide stability and keep the desk level.
- 1 Frame Size (variable 1200 - 1800mm)
- Lifting capacity: 70kg
- Power consumption: 60 Watts
- Standby: Max 0.9 Watts
- Frames must be assembled with modesties.

10  
YEAR\*  
WARRANTY

↑↓  
HEIGHT  
ADJUSTABLE

E1  
BOARD  
CERTIFIED

ISO  
14001  
EMS



### Cubit Electric Desk

- 1200w x 700d
- 1500w x 800d
- 1800w x 800d



### Cubit Electric Workstation

- 1500 x 1500w x 700d (W / NM / AO Only)
- 1800 x 1800w x 700d (W / NM / AO Only)



# CUBIT HIGHRISE

PRODUCT CODE DESCRIPTION

**DESKS - FRAME ONLY**



**KG\_CBHD12EL\_#\_FR** Cubit Highrise Electric 1200 Desk - Frame

**KG\_CBHD15EL\_#\_FR** Cubit Highrise Electric 1500 Desk - Frame

**KG\_CBHD18EL\_#\_FR** Cubit Highrise Electric 1800 Desk - Frame

**WORKSTATIONS - FRAME ONLY**



**KG\_CBHW15EL\_#\_FR** Cubit Highrise Electric 1500 Workstation - Frame **RUN-OUT (12 Month Warranty)**

**KG\_CBHW18EL\_#\_FR** Cubit Highrise Electric 1800 Workstation - Frame **RUN-OUT (12 Month Warranty)**

**DESKS**



**KG\_CBHD12EL\_#\_##** Cubit Highrise Electric 1200 Desk

**KG\_CBHD15EL\_#\_##** Cubit Highrise Electric 1500 Desk

**KG\_CBHD18EL\_#\_##** Cubit Highrise Electric 1800 Desk

**WORKSTATIONS**



**KG\_CBHW15EL\_#\_##** Cubit Highrise Electric 1500 Workstation **RUN-OUT (12 Month Warranty)**

**KG\_CBHW18EL\_#\_##** Cubit Highrise Electric 1800 Workstation **RUN-OUT (12 Month Warranty)**

**POWDERCOAT & MELAMINE**

**DESKS**

# = Please specify powdercoat finish

## = Please specify Melamine finish

W S B

W S NM AO BL

**WORKSTATIONS**

# = Please specify powdercoat finish

## = Please specify Melamine finish

W S B

W NM AO

CUBIT






# ANVIL RANGE

---

Anvil Desks  
Anvil Workstations  
Anvil Tables  
Anvil Frames  
Anvil Bar Leaner  
Anvil System



Great office environments are shaped by clean furniture design. Anvil desking combines strong triangle end frames with heavy duty melamine tops, making this desking range perfect for individual offices and/or team based work areas.



**FEATURES**

- Commercial-grade 25mm worktops finished in melamine with 2mm PVC edge.
- 50 x 50 x 50mm triangle end frames with flush ground weld finish.
- Anvil's steel frames are available in a White or Black powdercoat finish.
- One central 80mm cable port in 1500/1800 desks & 60mm cable port in the 1500/1800 workstations.
- NEW Boardroom and coffee tables to match Anvil desking.
- Desk & workstations compatible with desk hung or floorstanding Studio50 screens or E-panel screens.



**Desk**

- 1800w x 800d x 730h (1x 80mm Cable Port)
- 1500w x 800d x 730h (1x 80mm Cable Port)




**Workstation**

- 1800 x 1800w x 700d x 730h (1x 60mm Cable Port)
- 1500 x 1500w x 700d x 730h (1x 60mm Cable Port) (W / NM / AO Only)










**Boardroom Table**

- 2400w x 1200d x 730h









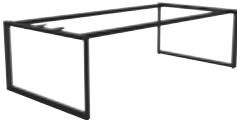
**Coffee Table**

- 1200w x 600d x 450h
- 600w x 600d x 450h (W / S / NM / DO / AO Only)

PRODUCT	CODE	DESCRIPTION
<b>DESKS</b>		
	<b>KG_ANVD15_##</b>	Anvil 1500 Desk - White Frame (Includes 1 x cable port - 80mm)
	<b>KG_ANVD15B_##</b>	Anvil 1500 Desk - Black Frame (Includes 1 x cable port - 80mm)
	<b>KG_ANVD18_##</b>	Anvil 1800 Desk - White Frame (Includes 1 x cable port - 80mm)
	<b>KG_ANVD18B_##</b>	Anvil 1800 Desk - Black Frame (Includes 1 x cable port - 80mm)
<b>WORKSTATIONS</b>		
	<b>KG_ANVW157_##</b>	Anvil 1500 Workstation - White Frame (W / NM / AO Only) (Includes 1 x cable port - 60mm)
	<b>KG_ANVW157B_##</b>	Anvil 1500 Workstation - Black Frame (W / NM / AO Only) (Includes 1 x cable port - 60mm)
	<b>KG_ANVW187_##</b>	Anvil 1800 Workstation - White Frame (Includes 1 x cable port - 60mm)
	<b>KG_ANVW187B_##</b>	Anvil 1800 Workstation - Black Frame (Includes 1 x cable port - 60mm)
<b>TABLES</b>		
	<b>KG_ANVCFT6_##</b>	Anvil Coffee Table 600x600 <b>NEW</b> (W / S / NM / DO / AO Only) <b>Estimated arrival early 2023</b>
	<b>KG_ANVCFT12_##</b>	Anvil Coffee Table 1200x600 <b>NEW</b> <b>Estimated arrival early 2023</b>
	<b>KG_ANVBT2412_##</b>	Anvil Boardroom Table <b>NEW</b> 2400x1200 Rectangle Top (W / AO Only) <b>Estimated arrival early 2023</b>

POWDERCOAT  
& MELAMINE

<b>DESKS</b>	Powdercoat finish - Frame	## = Please specify Melamine finish
	<input type="checkbox"/> W <input type="checkbox"/> B	<input type="checkbox"/> W <input type="checkbox"/> S <input type="checkbox"/> NM <input type="checkbox"/> DO <input type="checkbox"/> AO <input type="checkbox"/> BL
		<small>DO RUN-OUT</small>
<b>WORKSTATIONS</b>	Powdercoat finish - Frame	## = Please specify Melamine finish
	<input type="checkbox"/> W <input type="checkbox"/> B	<input type="checkbox"/> W <input type="checkbox"/> S <input type="checkbox"/> NM <input type="checkbox"/> DO <input type="checkbox"/> AO <input type="checkbox"/> BL <small>1800mm Only</small>
		<small>DO RUN-OUT</small>
<b>TABLES</b>	# = Please specify powdercoat finish	## = Please specify Melamine finish
	<input type="checkbox"/> W <input type="checkbox"/> B	<input type="checkbox"/> W <input type="checkbox"/> S <input type="checkbox"/> NM <input type="checkbox"/> DO <input type="checkbox"/> AO <input type="checkbox"/> BL
		<small>DO RUN-OUT</small>

PRODUCT	CODE	DESCRIPTION
<b>DESKS - FRAME ONLY</b>		
	<b>KG_ANVD158#_FR</b>	Anvil 1500 Desk - Frame Only
	<b>KG_ANVD188#_FR</b>	Anvil 1800 Desk - Frame Only
<b>WORKSTATIONS - FRAME ONLY</b>		
	<b>KG_ANVW157#_FR</b>	Anvil 1500 Workstation - Frame Only
	<b>KG_ANVW187#_FR</b>	Anvil 1800 Workstation - Frame Only
<b>TABLES - FRAME ONLY</b>		
	<b>KG_ANVCFT6#_FR</b>	Anvil Coffee Table 600x600 - Frame Only <b>NEW</b> Estimated arrival early 2023
	<b>KG_ANVCFT12#_FR</b>	Anvil Coffee Table 1200x600 - Frame Only <b>NEW</b> Estimated arrival early 2023
	<b>KG_ANVBT2412#_FR</b>	Anvil Boardroom Table - Frame Only <b>NEW</b> Estimated arrival early 2023

ANVIL

POWDERCOAT

# = Please specify powdercoat finish


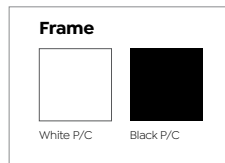
FRAMES

W  B

# ANVIL BAR LEANER



The Anvil Bar Leaner offers style, strength and practicality. Ideal for office breakout spaces, lunch rooms, cafes and bars. Pair with Luna, Game or Raven barstools for full effect.



## FEATURES

- Commercial-grade 25mm worktop finished in melamine with 2mm PVC edge.
- Quick, easy assembly and robust solid frame.
- 50 x 50 x 50mm triangle end frames with flush ground weld finish.
- Four sizes available to cater for small or large gatherings.
- Height 1050mm (includes worktop).



### Bar Leaner

- 1600w x 800d x 1050h
- 1800w x 900d x 1050h
- 2200w x 900d x 1050h
- 2400w x 900d x 1050h

# ANVIL BAR LEANER

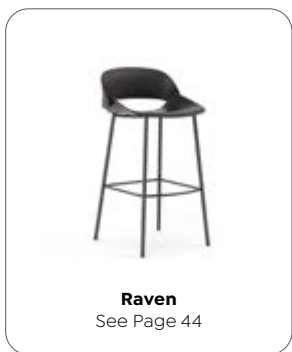
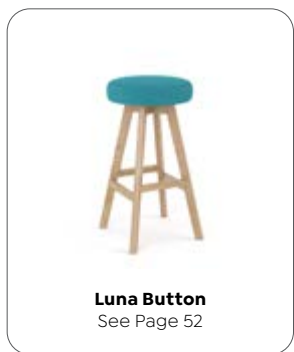
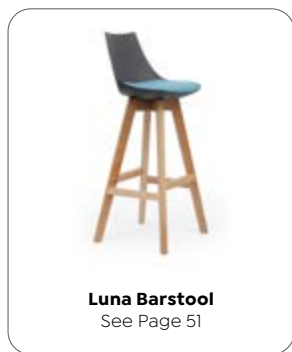
PRODUCT CODE DESCRIPTION

ANVIL BAR LEANER		
	KG_ANVBARL168_#_##	Anvil Bar Leaner 1600x800
	KG_ANVBARL_#_##	Anvil Bar Leaner 1800x900
	KG_ANVBARL229_#_##	Anvil Bar Leaner 2200x900 <b>NEW</b> (W / AO Only) <b>Estimated arrival early 2023</b>
	KG_ANVBARL249_#_##	Anvil Bar Leaner 2400x900 <b>NEW</b> (W / AO Only) <b>Estimated arrival early 2023</b>

ANVIL BAR LEANER - FRAME ONLY

	KG_ANVBARL168_#_FR	Anvil Bar Leaner 1600x800 - Frame
	KG_ANVBARL_#_FR	Anvil Bar Leaner 1800x900 - Frame
	KG_ANVBARL229_#_FR	Anvil Bar Leaner - Frame <b>NEW</b> Suits 2200 top <b>Estimated arrival early 2023</b>
	KG_ANVBARL249_#_FR	Anvil Bar Leaner - Frame <b>NEW</b> Suits 2400mm top <b>Estimated arrival early 2023</b>

SEATING PARTNER FOR BAR LEANERS



POWDERCOAT & MELAMINE

BAR LEANER

# = Please specify powdercoat finish

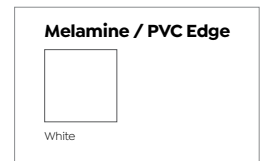

## = Please specify Melamine finish

W  B
  W  S  NM  AO  BL





Anvil System helps meet the unique challenge of providing a collaboration space while retaining elements for focused individual work. Anvil System is a modular, easy to install, open plan solution with configurations for every workplace.



ANVIL








**FEATURES**

- Simple frame structure with cantilever centre legs, enables additional desks in multiples of two to be added after purchase of initial system.
- Commercial-grade 25mm scalloped worktops finished in white melamine with 2mm PVC edge.
- Additional top colours available, please enquire.
- 50 x 50 x 50mm triangle end frames with flush ground weld with environmentally friendly E4 powdercoat finish.
- Adjustable feet for uneven floors.
- Single, double span leg provides free space and clean lines.
- Optional under desk cable baskets available for cable management.
- Compatible with central Active25 screens 1500/1800mm wide x 480mm high, upholstered in Splice fabric.



**Double Sided Desks**

- 2 @ 1800w x 800d x 730h
- 4 @ 1800w x 800d x 730h
- 6 @ 1800w x 800d x 730h
- 2 @ 1500w x 800d x 730h
- 4 @ 1500w x 800d x 730h
- 6 @ 1500w x 800d x 730h

PRODUCT	CODE	DESCRIPTION
<b>FRAME ONLY</b>		
	<b>KG_ANVSDD158#_2_FR</b>	Anvil System Double Sided - 2 Pod Frame (Suits 1500 x 800mm worktops - 2 Required)
	<b>KG_ANVSDD188#_2_FR</b>	Anvil System Double Sided - 2 Pod Frame (Suits 1800 x 800mm worktops - 2 Required)
	<b>KG_ANVSDD158#_4_FR</b>	Anvil System Double Sided - 4 Pod Frame (Suits 1500 x 800mm worktops - 4 Required)
	<b>KG_ANVSDD188#_4_FR</b>	Anvil System Double Sided - 4 Pod Frame (Suits 1800 x 800mm worktops - 4 Required)
	<b>KG_ANVSDD158#_6_FR</b>	Anvil System Double Sided - 6 Pod Frame (Suits 1500 x 800mm worktops - 6 Required)
	<b>KG_ANVSDD188#_6_FR</b>	Anvil System Double Sided - 6 Pod Frame (Suits 1800 x 800mm worktops - 6 Required)
<b>DESKS DOUBLE SIDED</b>		
	<b>KG_ANVSDD158#_2_W</b>	Anvil System Double Sided - 2 Pod 1500 x 800mm White worktops
	<b>KG_ANVSDD188#_2_W</b>	Anvil System Double Sided - 2 Pod 1800 x 800mm White worktops
	<b>KG_ANVSDD158#_4_W</b>	Anvil System Double Sided - 4 Pod 1500 x 800mm White worktops
	<b>KG_ANVSDD188#_4_W</b>	Anvil System Double Sided - 4 Pod 1800 x 800mm White worktops
	<b>KG_ANVSDD158#_6_W</b>	Anvil System Double Sided - 6 Pod 1500 x 800mm White worktops
	<b>KG_ANVSDD188#_6_W</b>	Anvil System Double Sided - 6 Pod 1800 x 800mm White worktops
<b>WORKTOPS</b>		
	<b>KG_TOP158S_W</b>	1500x800 Desk Top with Scallop - White Only No cable ports (Plain - no drilled holes)
	<b>KG_TOP188S_W</b>	1800x800 Desk Top with Scallop - White Only No cable ports (Plain - no drilled holes)

POWDERCOAT  
& MELAMINE

FRAMES &  
CABLE BASKETS








# = Please specify powdercoat finish

W  B

TOPS

Worktop Melamine finish

W

PRODUCT	CODE	DESCRIPTION
<b>ADD ONS</b>		
	<b>KG_CANLR15_#</b>	Cantilever Leg and Rail Set 1500
	<b>KG_CANLR18_#</b>	Cantilever Leg and Rail Set 1800
	<b>KG_EBASKETW11250_#</b>	Cable Basket 1 Tier 1250x300mm Suits 1500mm worktop (GPO power and data bezels not included)
	<b>KG_EBASKETW11550_#</b>	Cable Basket 1 Tier 1550x300mm Suits 1800mm worktop (GPO power and data bezels not included)
<b>ACTIVE25 SCREENS</b>		
	<b>KG_ACT254815_#_SP#</b>	Active25 Screen 480H x 1500W - Splice Fabric
	<b>KG_ACT254818_#_SP#</b>	Active25 Screen 480H x 1800W - Splice Fabric
	<b>KG_ACT25CBSBRAC_#</b>	Active25 Cubit/Anvil System Bracket - Pair

ACTIVE25 POWDERCOAT	# = Please specify Powdercoat finish	# = Please specify Powdercoat finish
	<b>SCREEN FRAME</b> <input type="checkbox"/> WF <input type="checkbox"/> BF	<b>BRACKETS</b> <input type="checkbox"/> W <input type="checkbox"/> B
ACTIVE25 FABRIC	<b>SP##</b> = Please specify Splice fabric <input type="checkbox"/> BK <input type="checkbox"/> CH <input type="checkbox"/> GR <input type="checkbox"/> BL <input type="checkbox"/> LO <input type="checkbox"/> YL <input type="checkbox"/> GN <input type="checkbox"/> OR <input type="checkbox"/> RD	

ANVIL





# AGILE RANGE

---

Agile Boost

Agile Single Sided Desks

Agile Double Sided Desks


Agile Workstations

Agile Pro Single Sided Desks

Agile Pro Double Sided Desks



Form and function at a great price point. Increase your health with an electric sit/stand desk at home or fit-out your office to accommodate a range of users creating a multi-functional and healthier work environment.



**FEATURES**




- Two column electric frame with square style leg and flat foot in your choice of powdercoat finish.
- Commercial-grade 25mm worktop finished in melamine with 2mm PVC edge.
- Single motor with low noise level - no co-worker disturbance or irritation.
- Digital handset with height readout and 4 point memory.
- Add additional functionality by upgrading to a bluetooth adaptor (control your desk via iOS or Android device).
- Adjustable height range 720 - 1200mm (\*includes worktop).
- Agile Boost frame suits top sizes 1200 - 1800mm.
- Optional cable trays and management are available.



**Electric 2 Column**

- 1800w x 800d
- 1500w x 800d
- 1200w x 700d
- Adjustable height 720 - 1200mm\*
- Up and down speed 22mm/sec
- 80kg static load weight
- Power type: 90 - 230V AC
- Leg size: 60 x 60mm
- Feet length: 680mm




PRODUCT	CODE	DESCRIPTION
<b>DESKS SINGLE SIDED - ELECTRIC</b>		
	<b>KG_AGEBSSD127#_##</b>	Agile Boost Electric Single Sided Desk 1200x700
	<b>KG_AGEBSSD158#_##</b>	Agile Boost Electric Single Sided Desk 1500x800
	<b>KG_AGEBSSD188#_##</b>	Agile Boost Electric Single Sided Desk 1800x800
<b>DESKS SINGLE SIDED - FRAME ONLY</b>		
	<b>KG_AGEBSSD1224#_F</b>	Agile Boost Electric Single Sided Desk 1200-1800 - Frame
<b>AGILE BOOST UPGRADES</b>		
	<b>KG_AGBTA</b>	Agile Boost Bluetooth Adaptor <b>NEW</b>



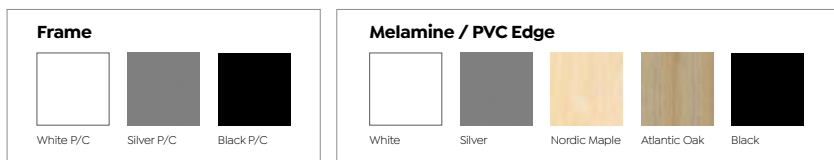
POWDERCOAT & MELAMINE	<p># = Please specify Powdercoat finish</p> <p><b>DESKS</b></p> <p>W S B</p>	<p>## = Please specify Melamine finish</p> <p>W S NM AO BL</p>
	<p># = Please specify Powdercoat finish</p> <p><b>FRAMES</b></p> <p>W S B</p>	

AGILE



AGILE

New Zealand's most versatile workstation system - that's why we call it 'Agile'. Agile's understated simplicity allows users to alternate between seated and standing work positions.



**FEATURES**

- Commercial-grade 25mm construction finished in melamine with 2mm PVC edge.
- Frames are available in two configurations single and shared with your choice of powdercoat finish.
- Compatible with Studio50 screens (with or without cable management).
- Optional cable trays are available.
- Winder: Handle folds away when not in use.
- Electric: Smooth silent path - so no co-worker disturbance or irritation.
- Electric 2 column: Single motor and digital height readout with 4 point memory.
- Electric 3 column: Twin motor, anti-collision protection, easy install with folded leg system and digital height readout with soft-touch 2 point memory handset.
- Add additional functionality to your electric desk by upgrading to a bluetooth adaptor (control your desk via iOS or Android device). **Estimated arrival early 2023.**
- Upgrade your Agile single sided desk with a set of castors (braked) and manoeuvre your desk with ease. **Estimated arrival early 2023.**







**Fixed**

- 1800w x 800d
- 1500w x 800d
- 1200w x 700d
- Height 715mm\*

**Winder**

- 1800w x 800d
- 1500w x 800d
- 1200w x 700d
- Adjustable height 680 - 1130mm\*
- Up and down speed 5mm/turn
- 100kg weight rating



**Electric 2 Column** 

- 1800w x 800d
- 1500w x 800d
- 1200w x 700d
- Adjustable height 680 - 1130mm\*
- Single motor
- Up and down speed 22mm/sec
- 120kg weight rating



**Electric 3 Column** 

- 1800w x 800d
- 1500w x 800d
- 1200w x 700d
- Adjustable height 640 - 1290mm\*
- Twin motor
- Up and down speed 35mm/sec
- 140kg weight rating



\* Height measurements include worktops.

**Bluetooth Upgrade** 







- Personalise & control your desk via the mobile app.
- Create good habits by setting reminders to stand.
- Track standing metrics along with calories burned.



Estimated arrival early 2023



AGILE

PRODUCT	CODE	DESCRIPTION
<b>DESKS SINGLE SIDED - FIXED</b>		
	<b>KG_AGFSSD127#_##</b>	Agile Fixed Single Sided Desk 1200x700
	<b>KG_AGFSSD158#_##</b>	Agile Fixed Single Sided Desk 1500x800
	<b>KG_AGFSSD188#_##</b>	Agile Fixed Single Sided Desk 1800x800
<b>DESKS SINGLE SIDED - WINDER</b>		
	<b>KG_AGWSSD127#_##</b>	Agile Winder Single Sided Desk 1200x700
	<b>KG_AGWSSD158#_##</b>	Agile Winder Single Sided Desk 1500x800
	<b>KG_AGWSSD188#_##</b>	Agile Winder Single Sided Desk 1800x800
<b>DESKS SINGLE SIDED - ELECTRIC</b>		
	<b>KG_AGE2SSD127#_##</b>	Agile Electric 2 Column Single Sided Desk 1200x700
	<b>KG_AGE2SSD158#_##</b>	Agile Electric 2 Column Single Sided Desk 1500x800
	<b>KG_AGE2SSD188#_##</b>	Agile Electric 2 Column Single Sided Desk 1800x800
	<b>KG_AGE3SSD127#_##</b>	Agile Electric 3 Column Single Sided Desk 1200x700
	<b>KG_AGE3SSD158#_##</b>	Agile Electric 3 Column Single Sided Desk 1500x800
	<b>KG_AGE3SSD188#_##</b>	Agile Electric 3 Column Single Sided Desk 1800x800
<b>AGILE UPGRADES</b>		
	<b>KG_AGCA40</b>	Agile Castor (Braked) - Set of 4 <b>NEW</b> Suits Agile Single Sided Desk (Increases minimum desk height by 55mm) <b>Estimated arrival early 2023</b>
	<b>KG_AGBTA</b>	Agile Bluetooth Adaptor <b>NEW</b> <b>Estimated arrival early 2023</b>

 **\*PLEASE NOTE: The Agile Bluetooth Adaptor is only compatible with the new Agile stock arriving in February. If you purchase an Agile desk and NOT the adaptor and you intend to add Bluetooth in the future, please specify at time of order that you will require the new Agile stock that is Bluetooth compatible.**

AGILE





POWDERCOAT  
& MELAMINE



# = Please specify Powdercoat finish

## = Please specify Melamine finish

DESKS/FRAMES



PRODUCT	CODE	DESCRIPTION
<b>DESKS SINGLE SIDED - FRAME ONLY</b>		
	<b>KG_AGFSSD1218#_F</b>	Agile Fixed Single Side Desk - Frame (Suits worktops 1200-1800mm)
	<b>KG_AGFSSD1924#_F</b>	Agile Fixed Single Side Desk - Frame (Suits worktops 1800-2400mm)
	<b>KG_AGWSSD1218#_F</b>	Agile Winder Single Side Desk - Frame (Suits worktops 1200-1800mm)
	<b>KG_AGWSSD1924#_F</b>	Agile Winder Single Side Desk - Frame (Suits worktops 1800-2400mm)
	<b>KG_AGE2SSD1218#_F</b>	Agile Electric 2 Column Single Side Desk - Frame (Suits worktops 1200-1800mm)
	<b>KG_AGE2SSD1924#_F</b>	Agile Electric 2 Column Single Side Desk - Frame (Suits worktops 1800-2400mm)
	<b>KG_AGE3SSD1221#_F</b>	Agile Electric 3 Column Single Side Desk - Frame (Suits worktops 1200-2100mm)

<b>AGILE UPGRADES</b>		
	<b>KG_AGCA40</b>	Agile Castor (Braked) - Set of 4 <b>NEW</b> Suits Agile Single Sided Desk (Increases minimum desk height by 55mm) <b>Estimated arrival early 2023</b>
	<b>KG_AGBTA</b>	Agile Bluetooth Adaptor <b>NEW</b> <b>Estimated arrival early 2023</b>









POWDERCOAT  
& MELAMINE

FRAMES

# = Please specify Powdercoat finish



AGILE

PRODUCT	CODE	DESCRIPTION
<b>DESKS SINGLE SIDED - CABLE MANAGEMENT</b>		
	<b>KG_AGSTRAYCOV12_#</b>	Agile SSD Cable Tray & Cover - 1200mm wide
	<b>KG_AGSTRAYCOV15_#</b>	Agile SSD Cable Tray & Cover - 1500mm wide
	<b>KG_AGSTRAYCOV18_#</b>	Agile SSD Cable Tray & Cover - 1800mm wide
	<b>KG_AGSSDBRAC_#</b>	Agile <b>Studio50</b> SSD Screen Bracket L/R Pair
	<b>KG_AGSSD25BRAC_#</b>	Agile <b>Active25</b> SSD Screen Bracket L/R - Pair
	<b>KG_AGSSDGPO_B</b>	Agile SSD Cable Tray GPO Plate - Black
	<b>KG_AGSSDGPO_W</b>	Agile SSD Cable Tray GPO Plate - White
	<b>KG_AGDATA_B</b>	Agile Cable Tray 4 Data Plate - Black
	<b>KG_AGDATA_W</b>	Agile Cable Tray 4 Data Plate - White
	<b>KG_AGSTRIDGE_#</b>	Agile SSD Cable Tray Bridge
	<b>KG_AG3SSDCM1116_#</b>	Agile Cable Tidy Tray 1100-1600mm Suits Agile Electric 3 Column SSD & DSD (For keeping cables tidy under desktop)
	<b>KG_AG3SSDCM1422_#</b>	Agile Cable Tidy Tray 1400-2200mm Suits Agile Electric 3 Column SSD & DSD (For keeping cables tidy under desktop)
	<b>KG_CABSOCK_B</b>	Cable Sock 800mm - Black

AGILE


POWDERCOAT

# = Please specify Powdercoat finish

**BRACKETS/  
CABLE MANAGEMENT**

W
  S
  B

PRODUCT CODE DESCRIPTION  
**DESKS SINGLE SIDED - STUDIO50**



**KG\_AGSSDBRAC\_#**

Agile **Studio50** SSD Screen Bracket L/R Pair  
(Required for SSD Cable Tray and/or Studio50 Screens)

**KG\_AGHS12STU\_#\_CN##**

Agile SSD Studio50 Screen 1200 - Crown Fabric

**KG\_AGHS12STU\_#\_BE##**

Agile SSD Studio50 Screen 1200 - Breathe Fabric

**KG\_AGHS12STU\_#\_SP##**

Agile SSD Studio50 Screen 1200 - Splice Fabric

**KG\_AGHS12STUCD\_#\_CN##**

Agile SSD Studio50 Screen 1200 **Duct** - Crown Fabric

**KG\_AGHS12STUCD\_#\_BE##**

Agile SSD Studio50 Screen 1200 **Duct** - Breathe Fabric

**KG\_AGHS12STUCD\_#\_SP##**

Agile SSD Studio50 Screen 1200 **Duct** - Splice Fabric

**KG\_AGHS15STU\_#\_CN##**

Agile SSD Studio50 Screen 1500 - Crown Fabric

**KG\_AGHS15STU\_#\_BE##**

Agile SSD Studio50 Screen 1500 - Breathe Fabric

**KG\_AGHS15STU\_#\_SP##**

Agile SSD Studio50 Screen 1500 - Splice Fabric

**KG\_AGHS15STUCD\_#\_CN##**

Agile SSD Studio50 Screen 1500 **Duct** - Crown Fabric

**KG\_AGHS15STUCD\_#\_BE##**

Agile SSD Studio50 Screen 1500 **Duct** - Breathe Fabric

**KG\_AGHS15STUCD\_#\_SP##**

Agile SSD Studio50 Screen 1500 **Duct** - Splice Fabric

**KG\_AGHS18STU\_#\_CN##**

Agile SSD Studio50 Screen 1800 - Crown Fabric

**KG\_AGHS18STU\_#\_BE##**

Agile SSD Studio50 Screen 1800 - Breathe Fabric

**KG\_AGHS18STU\_#\_SP##**

Agile SSD Studio50 Screen 1800 - Splice Fabric

**KG\_AGHS18STUCD\_#\_CN##**


Agile SSD Studio50 Screen 1800 **Duct** - Crown Fabric

**KG\_AGHS18STUCD\_#\_BE##**

Agile SSD Studio50 Screen 1800 **Duct** - Breathe Fabric

**KG\_AGHS18STUCD\_#\_SP##**

Agile SSD Studio50 Screen 1800 **Duct** - Splice Fabric



**Ducted Studio50 screens are supplied with cut-outs for softwiring, softwiring is not included please enquire for a quote.**



**Stabilizing brackets (KG\_STU50STAB) are included with Studio50 screens when used with Agile electric desks.**

STUDIO50 & ACTIVE25  
FABRIC

**CN##** = Please specify Crown fabric





- FR
- RI
- EL
- GA
- IN
- MI
- EB

**BE##** = Please specify Breathe fabric

- NA
- ST
- RO
- SK
- BA
- FE
- LI
- PL
- RU
- TO
- BR
- BU
- BL
- SL
- AL
- CS

**SP##** = Please specify Splice fabric

- BK
- CH
- GR
- BL
- LO
- YL
- GN
- OR
- RD

PRODUCT	CODE	DESCRIPTION
<b>DESKS SINGLE SIDED - ACTIVE25</b>		
	<b>KG_AGSSD25BRAC_#</b>	Active25 Agile SSD Bracket L/R - Pair (Required for SSD Cable Tray and/or Active25 Screens)
	<b>KG_ACT25812_#_CN##</b>	Active25 Screen 800H x 1200W - Crown Fabric
	<b>KG_ACT25812_#_BE##</b>	Active25 Screen 800H x 1200W - Breathe Fabric
	<b>KG_ACT25812_#_SP##</b>	Active25 Screen 800H x 1200W - Splice Fabric
	<b>KG_ACT25815_#_CN##</b>	Active25 Screen 800H x 1500W - Crown Fabric
	<b>KG_ACT25815_#_BE##</b>	Active25 Screen 800H x 1500W - Breathe Fabric
	<b>KG_ACT25815_#_SP##</b>	Active25 Screen 800H x 1500W - Splice Fabric
	<b>KG_ACT25818_#_CN##</b>	Active25 Screen 800H x 1800W - Crown Fabric
	<b>KG_ACT25818_#_BE##</b>	Active25 Screen 800H x 1800W - Breathe Fabric
	<b>KG_ACT25818_#_SP##</b>	Active25 Screen 800H x 1800W - Splice Fabric



**Agile Active25 Brackets SSD**

KG\_AGSSD25BRAC\_#

(Required for SSD Cable Tray and/or Active25 Screens)



**Agile Studio50 Brackets SSD**

KG\_AGSSDBRAC\_#

(Required for SSD Cable Tray and/or Studio50 Screens)



POWDERCOAT

# = Please specify Powdercoat finish






SCREEN FRAME



# = Please specify Powdercoat finish

BRACKETS



PRODUCT	CODE	DESCRIPTION
<b>DESKS DOUBLE SIDED - FIXED</b>		
	<b>KG_AGFSDSD127#_##</b>	Agile Fixed Double Sided Desk 1200x700 <b>RUN-OUT</b> (W / S Frame colour only) <b>(12 Month Warranty)</b>
	<b>KG_AGFSDSD158#_##</b>	Agile Fixed Double Sided Desk 1500x800 <b>RUN-OUT</b> (W / S Frame colour only) <b>(12 Month Warranty)</b>
	<b>KG_AGFSDSD188#_##</b>	Agile Fixed Double Sided Desk 1800x800 <b>RUN-OUT</b> (W / S Frame colour only) <b>(12 Month Warranty)</b>
<b>DESKS DOUBLE SIDED - WINDER</b>		
	<b>KG_AGWSDSD127#_##</b>	Agile Winder Double Sided Desk 1200x700 <b>RUN-OUT</b> <b>(12 Month Warranty)</b>
	<b>KG_AGWSDSD158#_##</b>	Agile Winder Double Sided Desk 1500x800 <b>RUN-OUT</b> <b>(12 Month Warranty)</b>
	<b>KG_AGWSDSD188#_##</b>	Agile Winder Double Sided Desk 1800x800 <b>RUN-OUT</b> <b>(12 Month Warranty)</b>
<b>DESKS DOUBLE SIDED - ELECTRIC</b>		
	<b>KG_AGE2SDSD127#_##</b>	Agile Electric 2 Column Double Sided Desk 1200x700
	<b>KG_AGE2SDSD158#_##</b>	Agile Electric 2 Column Double Sided Desk 1500x800
	<b>KG_AGE2SDSD188#_##</b>	Agile Electric 2 Column Double Sided Desk 1800x800
	<b>KG_AGE3SDSD127#_##</b>	Agile Electric 3 Column Double Sided Desk 1200x700
	<b>KG_AGE3SDSD158#_##</b>	Agile Electric 3 Column Double Sided Desk 1500x800
	<b>KG_AGE3SDSD188#_##</b>	Agile Electric 3 Column Double Sided Desk 1800x800
<b>AGILE UPGRADES</b>		
	<b>KG_AGBTA</b>	Agile Bluetooth Adaptor <b>NEW</b> <b>Estimated arrival early 2023</b>

AGILE

**POWDERCOAT & MELAMINE**






# = Please specify Powdercoat finish

## = Please specify Melamine finish

**DESKS**

W S B\*
W S NM AO BL

\*Not available for fixed.

PRODUCT	CODE	DESCRIPTION
<b>DESKS DOUBLE SIDED - FRAME ONLY</b>		
	KG_AGFSDSD12#_F	Agile Fixed Double Side Desk 1200 - Frame <b>RUN-OUT</b> (W / S Only) <b>(12 Month Warranty)</b>
	KG_AGFSDSD15#_F	Agile Fixed Double Side Desk 1500 - Frame <b>RUN-OUT</b> (W / S Only) <b>(12 Month Warranty)</b>
	KG_AGFSDSD18#_F	Agile Fixed Double Side Desk 1800 - Frame <b>RUN-OUT</b> (W / S Only) <b>(12 Month Warranty)</b>
	KG_AGWSDSD12#_F	Agile Winder Double Side Desk 1200 - Frame <b>RUN-OUT</b> <b>(12 Month Warranty)</b>
	KG_AGWSDSD15#_F	Agile Winder Double Side Desk 1500 - Frame <b>RUN-OUT</b> <b>(12 Month Warranty)</b>
	KG_AGWSDSD18#_F	Agile Winder Double Side Desk 1800 - Frame <b>RUN-OUT</b> <b>(12 Month Warranty)</b>
	KG_AGWSDSD21#_F	Agile Winder Double Side Desk 2100 - Frame <b>RUN-OUT</b> <b>(12 Month Warranty)</b>
	KG_AGE2DSD12#_F	Agile Electric 2 Column Double Side Desk 1200 - Frame
	KG_AGE2DSD15#_F	Agile Electric 2 Column Double Side Desk 1500 - Frame
	KG_AGE2DSD18#_F	Agile Electric 2 Column Double Side Desk 1800 - Frame
	KG_AGE2DSD21#_F	Agile Electric 2 Column Double Side Desk 2100 - Frame
	KG_AGE3DSD12#_F	Agile Electric 3 Column Double Side Desk 1200 - Frame
	KG_AGE3DSD15#_F	Agile Electric 3 Column Double Side Desk 1500 - Frame
	KG_AGE3DSD18#_F	Agile Electric 3 Column Double Side Desk 1800 - Frame
	KG_AGE3DSD21#_F	Agile Electric 3 Column Double Side Desk 2100 - Frame

**AGILE UPGRADES**



KG\_AGBTA

Agile Bluetooth Adaptor **NEW**  
Estimated arrival early 2023

**POWDERCOAT**







# = Please specify Powdercoat finish

FRAMES



\*Not available for fixed.



PRODUCT	CODE	DESCRIPTION
<b>DESKS DOUBLE SIDED - CABLE MANAGEMENT</b>		
	<b>KG_AGDTRAYCOV12_#</b>	Agile DSD Cable Tray & Cover - 1200mm wide
	<b>KG_AGDTRAYCOV15_#</b>	Agile DSD Cable Tray & Cover - 1500mm wide
	<b>KG_AGDTRAYCOV18_#</b>	Agile DSD Cable Tray & Cover - 1800mm wide
	<b>KG_AGDSGPO_B</b>	Agile DSD Cable Tray GPO Plate - Black
	<b>KG_AGDSGPO_W</b>	Agile DSD Cable Tray GPO Plate - White
	<b>KG_AGDATA_B</b>	Agile Cable Tray 4 Data Plate - Black
	<b>KG_AGDATA_W</b>	Agile Cable Tray 4 Data Plate - White
	<b>KG_AGDBRIDGE_#</b>	Agile DSD Cable Tray Bridge
	<b>KG_AG3SSDCM1116_#</b>	Agile Cable Tidy Tray 1100-1600mm Suits Agile Electric 3 Column SSD & DSD (For keeping cables tidy under desktop)
	<b>KG_AG3SSDCM1422_#</b>	Agile Cable Tidy Tray 1400-2200mm Suits Agile Electric 3 Column SSD & DSD (For keeping cables tidy under desktop)
	<b>KG_CABSOCK_B</b>	Cable Sock 800mm - Black







AGILE

POWDERCOAT


# = Please specify Powdercoat finish

CABLE MANAGEMENT


W
  S
  B

PRODUCT	CODE	DESCRIPTION
<b>DESKS DOUBLE SIDED - STUDIO50</b>		
	<b>KG_AGCS12STU_#_CN##</b>	Agile DSD Studio50 Screen 1200 - Crown Fabric
	<b>KG_AGCS12STU_#_BE##</b>	Agile DSD Studio50 Screen 1200 - Breathe Fabric
	<b>KG_AGCS12STU_#_SP##</b>	Agile DSD Studio50 Screen 1200 - Splice Fabric
	<b>KG_AGCS12STUCD_#_CN##</b>	Agile DSD Studio50 Screen 1200 <b>Duct</b> - Crown Fabric
	<b>KG_AGCS12STUCD_#_BE##</b>	Agile DSD Studio50 Screen 1200 <b>Duct</b> - Breathe Fabric
	<b>KG_AGCS12STUCD_#_SP##</b>	Agile DSD Studio50 Screen 1200 <b>Duct</b> - Splice Fabric
	<b>KG_AGCS15STU_#_CN##</b>	Agile DSD Studio50 Screen 1500 - Crown Fabric
	<b>KG_AGCS15STU_#_BE##</b>	Agile DSD Studio50 Screen 1500 - Breathe Fabric
	<b>KG_AGCS15STU_#_SP##</b>	Agile DSD Studio50 Screen 1500 - Splice Fabric
	<b>KG_AGCS15STUCD_#_CN##</b>	Agile DSD Studio50 Screen 1500 <b>Duct</b> - Crown Fabric
	<b>KG_AGCS15STUCD_#_BE##</b>	Agile DSD Studio50 Screen 1500 <b>Duct</b> - Breathe Fabric
	<b>KG_AGCS15STUCD_#_SP##</b>	Agile DSD Studio50 Screen 1500 <b>Duct</b> - Splice Fabric
	<b>KG_AGCS18STU_#_CN##</b>	Agile DSD Studio50 Screen 1800 - Crown Fabric
	<b>KG_AGCS18STU_#_BE##</b>	Agile DSD Studio50 Screen 1800 - Breathe Fabric
	<b>KG_AGCS18STU_#_SP##</b>	Agile DSD Studio50 Screen 1800 - Splice Fabric
	<b>KG_AGCS18STUCD_#_CN##</b>	Agile DSD Studio50 Screen 1800 <b>Duct</b> - Crown Fabric
	<b>KG_AGCS18STUCD_#_BE##</b>	Agile DSD Studio50 Screen 1800 <b>Duct</b> - Breathe Fabric
	<b>KG_AGCS18STUCD_#_SP##</b>	Agile DSD Studio50 Screen 1800 <b>Duct</b> - Splice Fabric

AGILE



**Ducted Studio50 screens are supplied with cut-outs for softwiring, softwiring is not included please enquire for a quote.**



**Stabilizing brackets (KG\_STU50STAB) are included with Studio50 screens when used with Agile electric desks.**

Please note Studio50 Brackets for Agile DSD are included with the DSD desk.

**STUDIO50 & ACTIVE25 FABRIC**

**CN##** = Please specify Crown fabric











FR RI EL GA IN MI EB

**BE##** = Please specify Breathe fabric

NA ST RO SK BA FE LI PL RU TO BR BU BL SL AL CS

**SP##** = Please specify Splice fabric

BK CH GR BL LO YL GN OR RD

PRODUCT	CODE	DESCRIPTION
<b>DESKS DOUBLE SIDED - ACTIVE25</b>		
	<b>KG_AGDS25BRAC_#</b>	Active25 Agile DSD Bracket - Pair
	<b>KG_ACT25812_#_CN##</b>	Active25 Screen 800H x 1200W - Crown Fabric
	<b>KG_ACT25812_#_BE##</b>	Active25 Screen 800H x 1200W - Breathe Fabric
	<b>KG_ACT25812_#_SP##</b>	Active25 Screen 800H x 1200W - Splice Fabric
	<b>KG_ACT25815_#_CN##</b>	Active25 Screen 800H x 1500W - Crown Fabric
	<b>KG_ACT25815_#_BE##</b>	Active25 Screen 800H x 1500W - Breathe Fabric
	<b>KG_ACT25815_#_SP##</b>	Active25 Screen 800H x 1500W - Splice Fabric
	<b>KG_ACT25818_#_CN##</b>	Active25 Screen 800H x 1800W - Crown Fabric
	<b>KG_ACT25818_#_BE##</b>	Active25 Screen 800H x 1800W - Breathe Fabric
	<b>KG_ACT25818_#_SP##</b>	Active25 Screen 800H x 1800W - Splice Fabric



**Agile Active25 Brackets DSD**  
KG\_AGDS25BRAC\_#  
(Required for DSD Active25 Screens)



**Agile Studio50 Brackets DSD**  
KG\_AGPDSDBRAC50\_#

Please note these brackets are included with the Agile DSD and are not purchased separately when ordering a Agile Studio50 DSD screen.

POWDERCOAT

# = Please specify Powdercoat finish

SCREEN FRAME

WF SF BF

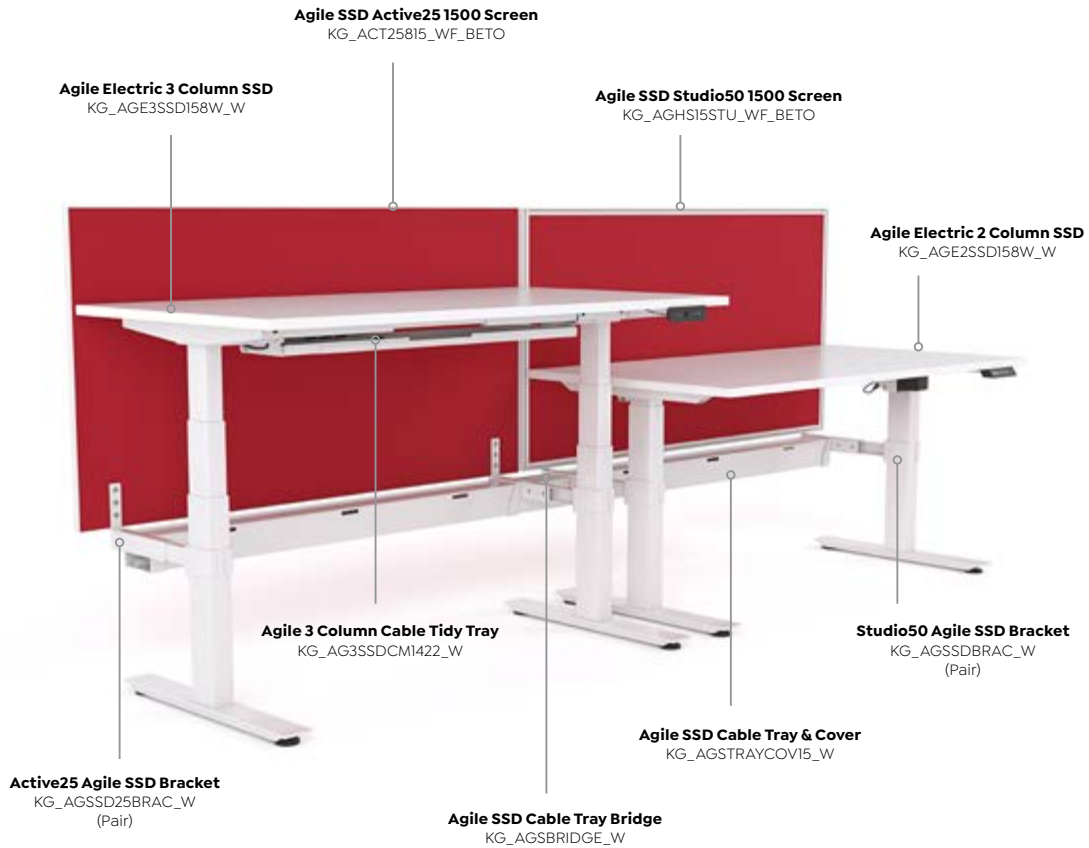
# = Please specify Powdercoat finish

BRACKETS

W S B

AGILE

AGILE DESK





*New Zealand's most versatile workstation system - that's why we call it 'Agile'. Agile's understated simplicity allows users to alternate between seated and standing work positions.*

**Frame**



White P/C Silver P/C Black P/C

**Melamine / PVC Edge**



White Nordic Maple Atlantic Oak

**FEATURES**

- Commercial-grade 25mm construction finished in melamine with 2mm PVC edge.
- Frames are available in single user configuration with your choice of powdercoat finish.
- Compatible with Studio50 screens (with or without cable management).
- Optional cable trays are available for 90°, worksurface fixing trays for 120°.
- Electric: Smooth silent path - so no co-worker disturbance or irritation.
- Electric 2 column: Single motor and digital height readout with 4 point memory.
- Electric 3 column: Triple motor, anti-collision protection, easy install with folded leg system and digital height readout with soft-touch 2 point memory handset.
- 120° available with White worktop only.
- Add additional functionality to your electric desk by upgrading to a bluetooth adaptor (control your desk via iOS or Android device). **Estimated arrival early 2023.**



# DESKING, TABLES + STORAGE

## AGILE WORKSTATION

15  
YEAR  
WARRANTY  
★★★★★



### Fixed

- 1800 x 1800w x 700d
- 1500 x 1500w x 700d
- Height 715mm\*
- **Desk & return frame with workstation worktop**



### Winder

- 1800 x 1800w x 700d
- 1500 x 1500w x 700d
- Adjustable height 680 - 1130mm\*
- Up and down speed 5mm/turn
- 100kg weight rating
- **Desk & return frame with workstation worktop**



### Electric 2 Column

- 1800 x 1800w x 700d
- 1500 x 1500w x 700d
- Adjustable height 680 - 1130mm\*
- Single motor - up and down speed 22mm/sec
- 120kg weight rating
- **Desk & return frame with workstation worktop**



### Electric 3 Column **BIFMA**

- 1200 x 1200w x 700d - 120°
- 1800 x 1800w x 700d - 90°
- 1500 x 1500w x 700d - 90°
- Adjustable height 640 - 1290mm\*
- Triple motor - up and down speed 30mm/sec
- 140kg weight rating
- **Standard workstation frame**



\* Height measurements include worktops.

AGILE





### Bluetooth Upgrade **NEW**

- Personalise & control your desk via the mobile app.
- Create good habits by setting reminders to stand.
- Track standing metrics along with calories burned.



Estimated arrival early 2023

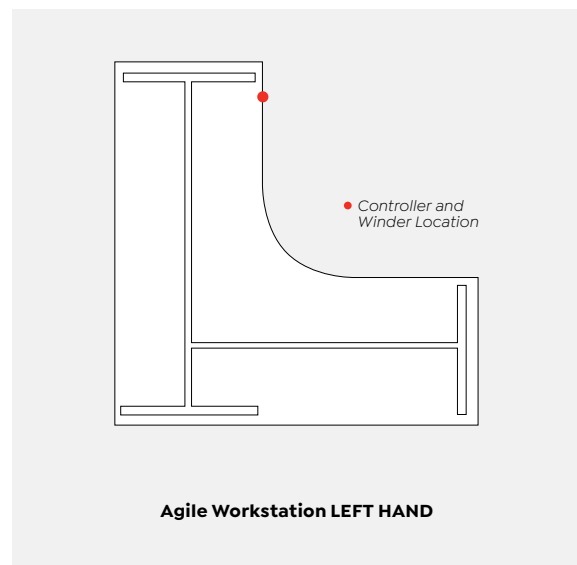


PRODUCT	CODE	DESCRIPTION
<b>WORKSTATIONS SINGLE SIDED - FIXED</b>		
	KG_AGF9015157#_##_LH	Agile Fixed 1500x1500x700 Workstation LH
	KG_AGF9018187#_##_LH	Agile Fixed 1800x1800x700 Workstation LH
<b>WORKSTATIONS SINGLE SIDED - WINDER</b>		
	KG_AGW9015157#_##_LH	Agile Winder 1500x1500x700 Workstation LH <b>RUN-OUT (12 Month Warranty)</b>
	KG_AGW9018187#_##_LH	Agile Winder 1800x1800x700 Workstation LH <b>RUN-OUT (12 Month Warranty)</b>
<b>WORKSTATIONS SINGLE SIDED 2 COLUMN - ELECTRIC</b>		
	KG_AGE29015157#_##_LH	Agile Electric 2 Column 1500x1500x700 Workstation LH
	KG_AGE29018187#_##_LH	Agile Electric 2 Column 1800x1800x700 Workstation LH
<b>AGILE UPGRADES</b>		
	KG_AGBTA	Agile Bluetooth Adaptor <b>NEW</b> Estimated arrival early 2023

**NOTE: Desk & Return frame with workstation worktop**



**\*PLEASE NOTE: The Agile Bluetooth Adaptor is only compatible with the new Agile stock arriving in February. If you purchase an Agile workstation and NOT the adaptor and you intend to add Bluetooth in the future, please specify at time of order that you will require the new Agile stock that is Bluetooth compatible.**







POWDERCOAT & MELAMINE	# = Please specify Powdercoat finish	## = Please specify Melamine finish
	<b>WORKSTATIONS</b> <div style="display: flex; gap: 5px;"> <div style="border: 1px solid black; padding: 2px 5px;">W</div> <div style="border: 1px solid black; padding: 2px 5px;">S</div> <div style="border: 1px solid black; padding: 2px 5px;">B</div> </div>	<div style="display: flex; gap: 5px;"> <div style="border: 1px solid black; padding: 2px 5px;">W</div> <div style="border: 1px solid black; padding: 2px 5px;">NM</div> <div style="border: 1px solid black; padding: 2px 5px;">AO</div> </div>

# DESKING, TABLES + STORAGE

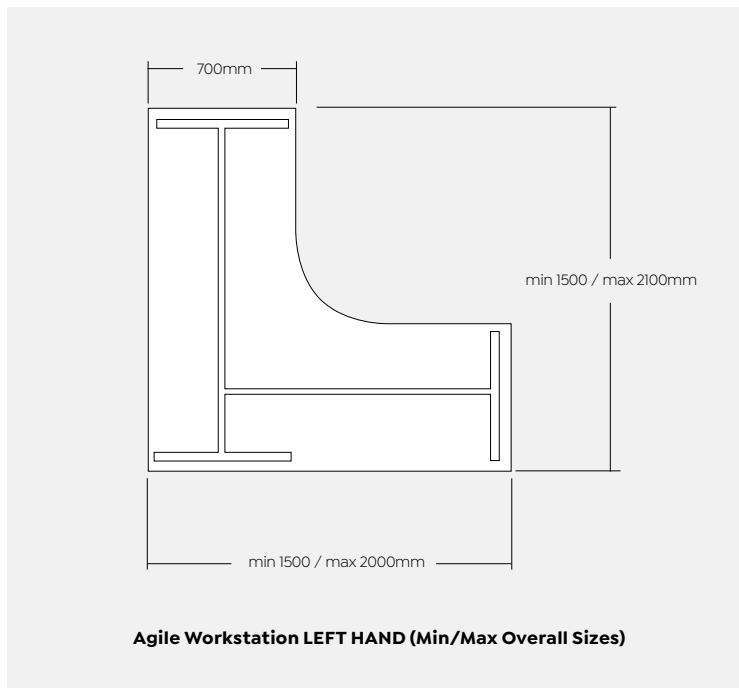
## AGILE WORKSTATION

15  
YEAR  
WARRANTY  
★★★★★

PRODUCT	CODE	DESCRIPTION
<b>WORKSTATIONS SINGLE SIDED - FRAME ONLY</b>		
	<b>KG_AGFSSDRT1520#_LH_F</b>	Agile Fixed Workstation - Frame Suits worktops Min: 1500 x 1500 – Max: 2000LH x 2100RH
	<b>KG_AGWSSDRT1520#_LH_F</b>	Agile Winder Workstation - Frame <b>RUN-OUT</b> Suits worktops Min: 1500 x 1500 – Max: 2000LH x 2100RH <b>(12 Month Warranty)</b>
	<b>KG_AGE2SSDRT1520#_LH_F</b>	Agile 2 Column Electric Workstation - Frame Suits worktops Min: 1500 x 1500 – Max: 2000LH x 2100RH

<b>AGILE UPGRADES</b>		
	<b>KG_AGBTA</b>	Agile Bluetooth Adaptor <b>NEW</b> <b>Estimated arrival early 2023</b>

**NOTE: Desk & Return frame**









POWDERCOAT


# = Please specify Powdercoat finish

**FRAMES**





PRODUCT	CODE	DESCRIPTION
<b>2 COLUMN WORKSTATION - CABLE MANAGEMENT</b>		
	<b>KG_AGSTRAYCOV12_#</b>	Agile SSD Cable Tray & Cover - 1200mm wide
	<b>KG_AGSTRAYCOV15_#</b>	Agile SSD Cable Tray & Cover - 1500mm wide
	<b>KG_AGSTRAYCOV18_#</b>	Agile SSD Cable Tray & Cover - 1800mm wide
	<b>KG_AGSSDBRAC_#</b>	Agile <b>Studio50</b> SSD Screen Bracket L/R Pair
	<b>KG_AGSSD25BRAC_#</b>	Agile <b>Active25</b> SSD Screen Bracket L/R - Pair
	<b>KG_AGSSDGPO_B</b>	Agile SSD Cable Tray GPO Plate - Black
	<b>KG_AGSSDGPO_W</b>	Agile SSD Cable Tray GPO Plate - White
	<b>KG_AGDATA_B</b>	Agile Cable Tray 4 Data Plate - Black
	<b>KG_AGDATA_W</b>	Agile Cable Tray 4 Data Plate - White
	<b>KG_CABSOCK_B</b>	Cable Sock 800mm - Black
	<b>KG_AGEXTWIRE</b>	Agile Extension Cable - 1.4mtr (For swapping handset from RH to LH) Suits Electric 2 and 3 Column Workstations

 **Cable Management Tray & Cover will only work on the desk side of the 2 column workstation 'desk & return' frame.**

**POWDERCOAT**

# = Please specify Powdercoat finish

**BRACKETS/  
CABLE MANAGEMENT**

W
  S
  B

AGILE

# DESKING, TABLES + STORAGE

## AGILE WORKSTATION

15  
YEAR  
WARRANTY  
\*\*\*\*\*

PRODUCT	CODE	DESCRIPTION
<b>2 COLUMN WORKSTATION - STUDIO50</b>		



**KG\_AGSSDBRAC\_#** Agile **Studio50** SSD Screen Bracket L/R Pair  
(Required for SSD Cable Tray and/or Studio50 Screens)



**KG\_AGHS12STU\_#\_CN##** Agile SSD Studio50 Screen 1200 - Crown Fabric

**KG\_AGHS12STU\_#\_BE##** Agile SSD Studio50 Screen 1200 - Breathe Fabric

**KG\_AGHS12STU\_#\_SP##** Agile SSD Studio50 Screen 1200 - Splice Fabric



**KG\_AGHS12STUCD\_#\_CN##** Agile SSD Studio50 Screen 1200 **Duct** - Crown Fabric

**KG\_AGHS12STUCD\_#\_BE##** Agile SSD Studio50 Screen 1200 **Duct** - Breathe Fabric

**KG\_AGHS12STUCD\_#\_SP##** Agile SSD Studio50 Screen 1200 **Duct** - Splice Fabric



**KG\_AGHS15STU\_#\_CN##** Agile SSD Studio50 Screen 1500 - Crown Fabric

**KG\_AGHS15STU\_#\_BE##** Agile SSD Studio50 Screen 1500 - Breathe Fabric

**KG\_AGHS15STU\_#\_SP##** Agile SSD Studio50 Screen 1500 - Splice Fabric



**KG\_AGHS15STUCD\_#\_CN##** Agile SSD Studio50 Screen 1500 **Duct** - Crown Fabric

**KG\_AGHS15STUCD\_#\_BE##** Agile SSD Studio50 Screen 1500 **Duct** - Breathe Fabric

**KG\_AGHS15STUCD\_#\_SP##** Agile SSD Studio50 Screen 1500 **Duct** - Splice Fabric



**KG\_AGHS18STU\_#\_CN##** Agile SSD Studio50 Screen 1800 - Crown Fabric

**KG\_AGHS18STU\_#\_BE##** Agile SSD Studio50 Screen 1800 - Breathe Fabric

**KG\_AGHS18STU\_#\_SP##** Agile SSD Studio50 Screen 1800 - Splice Fabric



**KG\_AGHS18STUCD\_#\_CN##** Agile SSD Studio50 Screen 1800 **Duct** - Crown Fabric

**KG\_AGHS18STUCD\_#\_BE##** Agile SSD Studio50 Screen 1800 **Duct** - Breathe Fabric

**KG\_AGHS18STUCD\_#\_SP##** Agile SSD Studio50 Screen 1800 **Duct** - Splice Fabric



Ducted Studio50 screens are supplied with cut-outs for softwiring, softwiring is not included please enquire for a quote.



Stabilizing brackets (**KG\_STU50STAB**) are included with Studio50 screens when used with Agile electric workstations.

STUDIO50 & ACTIVE25  
FABRIC


**CN##** = Please specify Crown fabric













**BE##** = Please specify Breathe fabric



**SP##** = Please specify Splice fabric



PRODUCT	CODE	DESCRIPTION
<b>2 COLUMN WORKSTATION - ACTIVE25</b>		
	<b>KG_AGSSD25BRAC_#</b>	Active25 Agile SSD Bracket L/R - Pair (Required for SSD Cable Tray and/or Active25 Screens)
	<b>KG_ACT25812_#_CN##</b>	Active25 Screen 800H x 1200W - Crown Fabric
	<b>KG_ACT25812_#_BE##</b>	Active25 Screen 800H x 1200W - Breathe Fabric
	<b>KG_ACT25812_#_SP##</b>	Active25 Screen 800H x 1200W - Splice Fabric
	<b>KG_ACT25815_#_CN##</b>	Active25 Screen 800H x 1500W - Crown Fabric
	<b>KG_ACT25815_#_BE##</b>	Active25 Screen 800H x 1500W - Breathe Fabric
	<b>KG_ACT25815_#_SP##</b>	Active25 Screen 800H x 1500W - Splice Fabric
	<b>KG_ACT25818_#_CN##</b>	Active25 Screen 800H x 1800W - Crown Fabric
	<b>KG_ACT25818_#_BE##</b>	Active25 Screen 800H x 1800W - Breathe Fabric
	<b>KG_ACT25818_#_SP##</b>	Active25 Screen 800H x 1800W - Splice Fabric

Please note: Studio50 and Active25 will only work on the desk side of the 2 column workstation 'desk & return' frame (see below).



Workstation 90° Electric 2 Column Agile Studio50 Brackets  
KG\_AGSSDBRAC\_#



Workstation 90° Electric 2 Column Agile Active25 Brackets  
KG\_AGSSD25BRAC\_#



POWDERCOAT

SCREEN FRAME # = Please specify Powdercoat finish

WF SF BF

BRACKETS # = Please specify Powdercoat finish






W S B

AGILE

# DESKING, TABLES + STORAGE

## AGILE WORKSTATION

15  
YEAR  
WARRANTY  
\*\*\*\*\*

PRODUCT	CODE	DESCRIPTION
<b>WORKSTATIONS 3 COLUMN - ELECTRIC</b>		
	<b>KG_AG3E390W157#_##</b>	Agile 3 Motor Electric 90° Workstation 1500x1500x700
	<b>KG_AG3E390W187#_##</b>	Agile 3 Motor Electric 90° Workstation 1800x1800x700
	<b>KG_AG3E312W127#_##</b>	Agile 3 Motor Electric 120° Workstation 1200x1200x700 (White Worktop Only)
<b>WORKSTATIONS 3 COLUMN - ELECTRIC FRAME ONLY</b>		
	<b>KG_AG3E312W127#_F</b>	Agile 3 Motor Electric 120° Workstation 1200x1200x700 - Frame
	<b>KG_AG3E390W157#_F</b>	Agile 3 Motor Electric 90° Workstation 1500x1500x700 - Frame (Extendable Frame - Can fit 1400 to 1900mm tops)
	<b>KG_AG3E390W187#_F</b>	Agile 3 Motor Electric 90° Workstation 1800x1800x700 - Frame (Extendable Frame - Can fit 1400 to 1900mm tops)
<b>AGILE UPGRADES</b>		
	<b>KG_AGBTA</b>	Agile Bluetooth Adaptor <b>NEW</b> Estimated arrival early 2023

POWDERCOAT  
& MELAMINE




**WORKSTATIONS/  
FRAMES**

# = Please specify Powdercoat finish



## = Please specify Melamine finish



PRODUCT	CODE	DESCRIPTION
<b>WORKSTATIONS 3 COLUMN - CABLE MANAGEMENT</b>		
	<b>KG_AG3SSDCM1116_#</b>	Agile Cable Tidy Tray 1100-1600mm Suits Agile Electric 3 Column Workstation (For keeping cables tidy under desktop)
	<b>KG_AG3SSDCM1422_#</b>	Agile Cable Tidy Tray 1400-2200mm Suits Agile Electric 3 Column Workstation (For keeping cables tidy under desktop)
	<b>KG_CABSOCK_B</b>	Cable Sock 800mm - Black
	<b>KG_AGEXTWIRE</b>	Agile Extension Cable - 1.4mtr (For swapping handset from RH to LH) Suits Electric 2 and 3 Column Workstations

AGILE

**POWDERCOAT**

# = Please specify Powdercoat finish

















**CABLE MANAGEMENT**

W  S  B


# DESKING, TABLES + STORAGE

## AGILE WORKSTATION

15  
YEAR  
WARRANTY  
\*\*\*\*\*

PRODUCT	CODE	DESCRIPTION
<b>WORKSTATIONS 3 COLUMN - STUDIO50</b>		
	<b>KG_AGSSDBRAC_#</b>	Agile <b>Studio50</b> SSD Screen Bracket L/R Pair
	<b>KG_AG90WBRAC_#</b>	Agile 3 Motor Electric 90° Workstation Bracket 600-750mm <b>Suits Studio50 Screens</b>
	<b>KG_AG12W6BRAC_#</b>	Agile 3 Motor Electric 120° Workstation Bracket 600-650mm <b>Suits Studio50 Screens</b>
	<b>KG_AG12W7BRAC_#</b>	Agile 3 Motor Electric 120° Workstation Bracket 700-750mm <b>Suits Studio50 Screens</b>
	<b>KG_AGHS12STU_#_CN##</b>	Agile SSD Studio50 Screen 1200 - Crown Fabric
	<b>KG_AGHS12STU_#_BE##</b>	Agile SSD Studio50 Screen 1200 - Breathe Fabric
	<b>KG_AGHS12STU_#_SP##</b>	Agile SSD Studio50 Screen 1200 - Splice Fabric
	<b>KG_AGHS12STUCD_#_CN##</b>	Agile SSD Studio50 Screen 1200 <b>Duct</b> - Crown Fabric
	<b>KG_AGHS12STUCD_#_BE##</b>	Agile SSD Studio50 Screen 1200 <b>Duct</b> - Breathe Fabric
	<b>KG_AGHS12STUCD_#_SP##</b>	Agile SSD Studio50 Screen 1200 <b>Duct</b> - Splice Fabric
	<b>KG_AGHS15STU_#_CN##</b>	Agile SSD Studio50 Screen 1500 - Crown Fabric
	<b>KG_AGHS15STU_#_BE##</b>	Agile SSD Studio50 Screen 1500 - Breathe Fabric
	<b>KG_AGHS15STU_#_SP##</b>	Agile SSD Studio50 Screen 1500 - Splice Fabric
	<b>KG_AGHS15STUCD_#_CN##</b>	Agile SSD Studio50 Screen 1500 <b>Duct</b> - Crown Fabric
	<b>KG_AGHS15STUCD_#_BE##</b>	Agile SSD Studio50 Screen 1500 <b>Duct</b> - Breathe Fabric
	<b>KG_AGHS15STUCD_#_SP##</b>	Agile SSD Studio50 Screen 1500 <b>Duct</b> - Splice Fabric

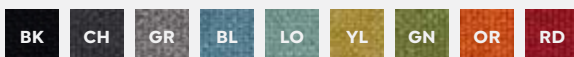
**CN##** = Please specify Crown fabric



**BE##** = Please specify Breathe fabric






**SP##** = Please specify Splice fabric




STUDIO50  
FABRIC

AGILE

PRODUCT	CODE	DESCRIPTION
	KG_AGHS18STU_#_CN##	Agile SSD Studio50 Screen 1800 - Crown Fabric
	KG_AGHS18STU_#_BE##	Agile SSD Studio50 Screen 1800 - Breathe Fabric
	KG_AGHS18STU_#_SP##	Agile SSD Studio50 Screen 1800 - Splice Fabric
	KG_AGHS18STUCD_#_CN##	Agile SSD Studio50 Screen 1800 <b>Duct</b> - Crown Fabric
	KG_AGHS18STUCD_#_BE##	Agile SSD Studio50 Screen 1800 <b>Duct</b> - Breathe Fabric
	KG_AGHS18STUCD_#_SP##	Agile SSD Studio50 Screen 1800 <b>Duct</b> - Splice Fabric



**Ducted Studio50 screens are supplied with cut-outs for softwiring, softwiring is not included please enquire for a quote.**




**Stabilizing brackets (KG\_STU50STAB) are included with Studio50 screens when used with Agile electric workstations.**



**Workstation 90° Electric 3 Column Agile Studio50 Brackets**

KG\_AGSSDBRAC\_# + KG\_AG90WBRAC\_#



**Workstation 120° Electric 3 Column Agile Studio50 Brackets**

KG\_AGSSDBRAC\_# + KG\_AG12W6BRAC\_# or KG\_AG12W7BRAC\_#



POWDERCOAT	# = Please specify Powdercoat finish	# = Please specify Powdercoat finish
	<p>SCREEN FRAME</p> <div style="display: flex; gap: 10px;"> <div style="border: 1px solid black; padding: 2px 5px;">WF</div> <div style="border: 1px solid black; padding: 2px 5px;">SF</div> <div style="border: 1px solid black; padding: 2px 5px;">BF</div> </div>	<p>BRACKETS</p> <div style="display: flex; gap: 10px;"> <div style="border: 1px solid black; padding: 2px 5px;">W</div> <div style="border: 1px solid black; padding: 2px 5px;">S</div> <div style="border: 1px solid black; padding: 2px 5px;">B</div> </div>

PRODUCT CODE DESCRIPTION

**AGILE METAL MOBILES**



**Agile Standard Mobile**

Height: 580mm  
Width: 390mm  
Depth: 535mm

**Agile Slimline Mobile**

Height: 580mm  
Width: 300mm  
Depth: 500mm



**KG\_AGM2F\_#**

Agile Metal Mobile 2 Drawer + File



**KG\_AGM2FS\_#**

Agile Slimline Metal Mobile 2 Drawer + File



**KG\_AGMLOCK**

Agile Metal Mobile Lock Kit (Lock + Key Set)

**KG\_AGM2F\_BAR**

Agile Metal Mobile File Bar - Black

**KG\_AGM2FS\_BAR**

Agile Metal Slim Mobile File Bar - Black

**BOOST METAL MOBILES**



**Boost Mobile**

Height: 600mm  
Width: 390mm  
Depth: 450mm



**KG\_BM2F\_#**

Boost Metal Mobile 2 Drawer + File (W / B Only)  
**Estimated arrival early 2023**



**KG\_BMLOCK**

Boost Metal Mobile Lock Kit (Lock + Key Set)  
**Estimated arrival early 2023**

**KG\_BM2F\_BAR**

Boost Metal Mobile File Bar - Black  
**Estimated arrival early 2023**

**PLEASE NOTE: No assembly required.**

POWDERCOAT

# = Please specify Powdercoat finish

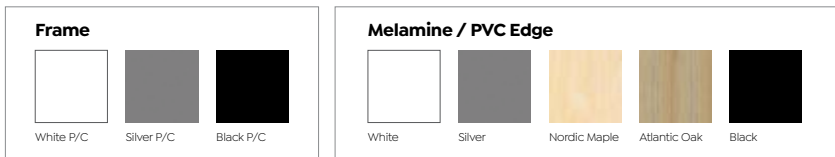
MOBILES







Agile Pro is an evolution of Agile, to bring you the best in electric sit-to-stand desking. European engineering, refined frame details and low noise when in action, enables single and shared users to experience a combination of quality, function and modern design. Extend Agile Pro's looks and capabilities with a bluetooth smart box and handset upgrades.



### STANDARD FEATURES

- Three column single and double sided frame options.
- Fold-out leg for easy assembly.
- **Designed in Europe for premium form and function.**
- **Extra quiet electric desk in action - Under 40 decibels.**
- Low standby power consumption - Under 0.1 watt.
- Power type: 90 - 230V AC.
- Digital three point memory handset with LED display.
- Commercial-grade 25mm worktops finished in melamine with 2mm PVC edge.
- Five standard melamine worktop colours and three powdercoat frame colours to choose from.
- Frames suitable for tops from 1200mm to 2100mm.
- In-built anti-collision protection - set sensitivity, shelf and storage stops.
- Optional cable tray for single sided desk, double sided desk comes standard with integrated cable management tray.
- Compatible with Studio50, Active25 (NEW) and E-panel (NEW) acoustic screens.

5  
YEAR  
WARRANTY

↑↓  
HEIGHT  
ADJUSTABLE

E1  
BOARD  
CERTIFIED

ISO  
14001  
EMS



BIFMA





**Electric 3 Column Single Sided Desk**

- 1800w x 800d
- 1500w x 800d
- 1200w x 700d
- Adjustable height 620 - 1270mm (Includes worktop)
- Dual motor
- Up and down speed 35mm/sec
- 140kg weight rating

**Electric 3 Column Double Sided Desk**

- 1800w x 800d
- 1500w x 800d
- 1200w x 700d
- Adjustable height 620 - 1270mm (Includes worktop)
- Dual motor
- Up and down speed 35mm/sec
- 140kg weight rating

**UPGRADES**

- Bluetooth compatible with Smart Box.
- Compatible with Smart Office App for iOS and Android to control desk function via phone.
- Touch digital handset with USB charging port.
- In-desk digital handset (requires custom worktop).
- Custom size worktops available on request.



Bluetooth Smart Box



AGILE

**Agile Pro Handsets**



Digital Handset (Standard)



Touch Digital Handset with USB (Upgrade)



In-Desk Digital Handset (Upgrade) (Requires custom worktop)

**Compatible Screens**











Studio50 Screens



Active25 Screens (NEW)



E-panel Screens (NEW)

PRODUCT	CODE	DESCRIPTION
<b>DESKS SINGLE SIDED - ELECTRIC</b>		
	<b>KG_AGP3SSD127#_##</b>	Agile Pro Electric 3 Column Single Sided Desk 1200x700 <b>RUN-OUT</b>
	<b>KG_AGP3SSD158#_##</b>	Agile Pro Electric 3 Column Single Sided Desk 1500x800 <b>RUN-OUT</b>
	<b>KG_AGP3SSD188#_##</b>	Agile Pro Electric 3 Column Single Sided Desk 1800x800 <b>RUN-OUT</b>
<b>DESKS SINGLE SIDED - ELECTRIC FRAME ONLY</b>		
	<b>KG_AGP3SSD1221#_F</b>	Agile Pro Electric 3 Column Single Sided Desk - Frame Suits worktops 1200-2100mm <b>RUN-OUT</b>
<b>DESKS SINGLE SIDED - CABLE MANAGEMENT</b>		
	<b>KG_AGPSSDBRAC25_#</b>	Agile Pro Active25 SSD Bracket L/R - Pair <b>RUN-OUT</b> (Required for SSD Cable tray and/or Active25 Screens)
	<b>KG_AGPSSDBRAC50_#</b>	Agile Pro Studio50 SSD Bracket L/R - Pair <b>RUN-OUT</b> (Required for SSD Cable tray and/or Studio50 Screens)
	<b>KG_AGPSTRAY12-18_#</b>	Agile Pro SSD Cable Tray & Cover <b>RUN-OUT</b> (Requires above brackets KG_AGPSSDBRAC25 or KG_AGPSSDBRAC50 depending on screen system being used) (Excludes data and GPO plates).
	<b>KG_AGPDATA_#</b>	Agile Pro Data Plate <b>RUN-OUT</b>
	<b>KG_AGPSSDGPO_#</b>	Agile Pro GPO Power Plate <b>RUN-OUT</b>
	<b>KG_CABSOCK_B</b>	Cable Sock 800mm - Black

POWDERCOAT  
& MELAMINE

DESKS/FRAMES/  
CABLE  
MANAGEMENT














# = Please specify Powdercoat finish



## = Please specify Melamine finish



AGILE

PRODUCT	CODE	DESCRIPTION
<b>DESKS SINGLE SIDED - STUDIO50</b>		
	<b>KG_AGPSSDBRAC50_#</b>	Agile Pro Studio50 SSD Bracket L/R - Pair <b>RUN-OUT</b> (Required for SSD Cable Tray and/or Studio50 Screens)
	<b>KG_AGHS12STU_#_CN##</b>	Agile SSD Studio50 Screen 1200 - Crown Fabric
	<b>KG_AGHS12STU_#_BE##</b>	Agile SSD Studio50 Screen 1200 - Breathe Fabric
	<b>KG_AGHS12STU_#_SP##</b>	Agile SSD Studio50 Screen 1200 - Splice Fabric
	<b>KG_AGHS12STUCD_#_CN##</b>	Agile SSD Studio50 Screen 1200 <b>Duct</b> - Crown Fabric
	<b>KG_AGHS12STUCD_#_BE##</b>	Agile SSD Studio50 Screen 1200 <b>Duct</b> - Breathe Fabric
	<b>KG_AGHS12STUCD_#_SP##</b>	Agile SSD Studio50 Screen 1200 <b>Duct</b> - Splice Fabric
	<b>KG_AGHS15STU_#_CN##</b>	Agile SSD Studio50 Screen 1500 - Crown Fabric
	<b>KG_AGHS15STU_#_BE##</b>	Agile SSD Studio50 Screen 1500 - Breathe Fabric
	<b>KG_AGHS15STU_#_SP##</b>	Agile SSD Studio50 Screen 1500 - Splice Fabric
	<b>KG_AGHS15STUCD_#_CN##</b>	Agile SSD Studio50 Screen 1500 <b>Duct</b> - Crown Fabric
	<b>KG_AGHS15STUCD_#_BE##</b>	Agile SSD Studio50 Screen 1500 <b>Duct</b> - Breathe Fabric
	<b>KG_AGHS15STUCD_#_SP##</b>	Agile SSD Studio50 Screen 1500 <b>Duct</b> - Splice Fabric
	<b>KG_AGHS18STU_#_CN##</b>	Agile SSD Studio50 Screen 1800 - Crown Fabric
	<b>KG_AGHS18STU_#_BE##</b>	Agile SSD Studio50 Screen 1800 - Breathe Fabric
	<b>KG_AGHS18STU_#_SP##</b>	Agile SSD Studio50 Screen 1800 - Splice Fabric
	<b>KG_AGHS18STUCD_#_CN##</b>	Agile SSD Studio50 Screen 1800 <b>Duct</b> - Crown Fabric
	<b>KG_AGHS18STUCD_#_BE##</b>	Agile SSD Studio50 Screen 1800 <b>Duct</b> - Breathe Fabric
	<b>KG_AGHS18STUCD_#_SP##</b>	Agile SSD Studio50 Screen 1800 <b>Duct</b> - Splice Fabric



Ducted Studio50 screens are supplied with cut-outs for softwiring, softwiring is not included please enquire for a quote.



Stabilizing brackets (KG\_STU50STAB) are included with Studio50 screens when used with Agile Pro electric desks.

STUDIO50 & ACTIVE25 FABRIC

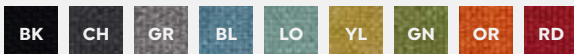
CN## = Please specify Crown fabric













BE## = Please specify Breathe fabric



SP## = Please specify Splice fabric



PRODUCT	CODE	DESCRIPTION
<b>DESKS SINGLE SIDED - ACTIVE25</b>		
	<b>KG_AGPSSDBRAC25_#</b>	Agile Pro Active25 SSD Bracket L/R - Pair <b>RUN-OUT</b> (Required for SSD Cable Tray and/or Active25 Screens)
	<b>KG_ACT25812_#_CN##</b>	Active25 Screen 800H x 1200W - Crown Fabric
	<b>KG_ACT25812_#_BE##</b>	Active25 Screen 800H x 1200W - Breathe Fabric
	<b>KG_ACT25812_#_SP##</b>	Active25 Screen 800H x 1200W - Splice Fabric
	<b>KG_ACT25815_#_CN##</b>	Active25 Screen 800H x 1500W - Crown Fabric
	<b>KG_ACT25815_#_BE##</b>	Active25 Screen 800H x 1500W - Breathe Fabric
	<b>KG_ACT25815_#_SP##</b>	Active25 Screen 800H x 1500W - Splice Fabric
	<b>KG_ACT25818_#_CN##</b>	Active25 Screen 800H x 1800W - Crown Fabric
	<b>KG_ACT25818_#_BE##</b>	Active25 Screen 800H x 1800W - Breathe Fabric
	<b>KG_ACT25818_#_SP##</b>	Active25 Screen 800H x 1800W - Splice Fabric



**Agile Pro Active25 Brackets SSD**  
KG\_AGPSSDBRAC25\_#

(Required for SSD Cable Tray and/or Active25 Screens)



**Agile Pro Studio50 Brackets SSD**  
KG\_AGPSSDBRAC50\_#

(Required for SSD Cable Tray and/or Studio50 Screens)



POWDERCOAT

# = Please specify Powdercoat finish

SCREEN FRAME







WF  SF  BF

# = Please specify Powdercoat finish

BRACKETS

W  S  B

AGILE

PRODUCT	CODE	DESCRIPTION
<b>DESKS DOUBLE SIDED - ELECTRIC</b>		
	<b>KG_AGP3DSD127#_##</b>	Agile Pro Electric 3 Column Single Sided Desk 1200x700 (Includes DSD Cable Tray & Cover) <b>RUN-OUT</b>
	<b>KG_AGP3DSD158#_##</b>	Agile Pro Electric 3 Column Single Sided Desk 1500x800 (Includes DSD Cable Tray & Cover) <b>RUN-OUT</b>
	<b>KG_AGP3DSD188#_##</b>	Agile Pro Electric 3 Column Single Sided Desk 1800x800 (Includes DSD Cable Tray & Cover) <b>RUN-OUT</b>
<b>DESKS DOUBLE SIDED - ELECTRIC FRAME ONLY</b>		
	<b>KG_AGP3DSD1221#_F</b>	Agile Pro Electric 3 Column Double Sided Desk - Frame Suits worktop 1200-2100mm (Includes DSD Cable Tray & Cover) <b>RUN-OUT</b>
<b>DESKS DOUBLE SIDED - CABLE MANAGEMENT</b>		
	<b>KG_AGPDBRIDGE_#</b>	Agile Pro DSD Cable Tray Bridge <b>RUN-OUT</b>
	<b>KG_AGPDATA_#</b>	Agile Pro Data Plate <b>RUN-OUT</b>
	<b>KG_AGPSSDGPO_#</b>	Agile Pro GPO Power Plate <b>RUN-OUT</b>
	<b>KG_CABSOCK_B</b>	Cable Sock 800mm - Black

POWDERCOAT  
& MELAMINE








DESKS/FRAMES/  
CABLE  
MANAGEMENT


# = Please specify Powdercoat finish




## = Please specify Melamine finish



PRODUCT	CODE	DESCRIPTION
<b>DESKS DOUBLE SIDED - STUDIO50</b>		
	<b>KG_AGPDSDBRAC50_#</b>	Agile Pro Studio50 DSD Bracket - Pair <b>RUN-OUT</b>
	<b>KG_AGCS12STU_#_CN##</b>	Agile DSD Studio50 Screen 1200 - Crown Fabric
	<b>KG_AGCS12STU_#_BE##</b>	Agile DSD Studio50 Screen 1200 - Breathe Fabric
	<b>KG_AGCS12STU_#_SP##</b>	Agile DSD Studio50 Screen 1200 - Splice Fabric
	<b>KG_AGCS12STUCD_#_CN##</b>	Agile DSD Studio50 Screen 1200 <b>Duct</b> - Crown Fabric
	<b>KG_AGCS12STUCD_#_BE##</b>	Agile DSD Studio50 Screen 1200 <b>Duct</b> - Breathe Fabric
	<b>KG_AGCS12STUCD_#_SP##</b>	Agile DSD Studio50 Screen 1200 <b>Duct</b> - Splice Fabric
	<b>KG_AGCS15STU_#_CN##</b>	Agile DSD Studio50 Screen 1500 - Crown Fabric
	<b>KG_AGCS15STU_#_BE##</b>	Agile DSD Studio50 Screen 1500 - Breathe Fabric
	<b>KG_AGCS15STU_#_SP##</b>	Agile DSD Studio50 Screen 1500 - Splice Fabric
	<b>KG_AGCS15STUCD_#_CN##</b>	Agile DSD Studio50 Screen 1500 <b>Duct</b> - Crown Fabric
	<b>KG_AGCS15STUCD_#_BE##</b>	Agile DSD Studio50 Screen 1500 <b>Duct</b> - Breathe Fabric
	<b>KG_AGCS15STUCD_#_SP##</b>	Agile DSD Studio50 Screen 1500 <b>Duct</b> - Splice Fabric
	<b>KG_AGCS18STU_#_CN##</b>	Agile DSD Studio50 Screen 1800 - Crown Fabric
	<b>KG_AGCS18STU_#_BE##</b>	Agile DSD Studio50 Screen 1800 - Breathe Fabric
	<b>KG_AGCS18STU_#_SP##</b>	Agile DSD Studio50 Screen 1800 - Splice Fabric
	<b>KG_AGCS18STUCD_#_CN##</b>	Agile DSD Studio50 Screen 1800 <b>Duct</b> - Crown Fabric
	<b>KG_AGCS18STUCD_#_BE##</b>	Agile DSD Studio50 Screen 1800 <b>Duct</b> - Breathe Fabric
	<b>KG_AGCS18STUCD_#_SP##</b>	Agile DSD Studio50 Screen 1800 <b>Duct</b> - Splice Fabric

 **Ducted Studio50 screens are supplied with cut-outs for softwiring, softwiring is not included please enquire for a quote.**

 **Stabilizing brackets (KG\_STU50STAB) are included with Studio50 screens when used with Agile Pro electric desks.**

**STUDIO50 & ACTIVE25 FABRIC**

**CN##** = Please specify Crown fabric

FR RI EL GA IN MI EB











**BE##** = Please specify Breathe fabric

NA ST RO SK BA FE LI PL RU TO BR BU BL SL AL CS

**SP##** = Please specify Splice fabric

BK CH GR BL LO YL GN OR RD

AGILE

PRODUCT	CODE	DESCRIPTION
<b>DESKS DOUBLE SIDED - ACTIVE25</b>		
	<b>KG_AGPDSDBRAC25_#</b>	Active25 Agile Pro DSD Bracket - Pair <b>RUN-OUT</b>
	<b>KG_ACT25812_#_CN##</b>	Active25 Screen 800H x 1200W - Crown Fabric
	<b>KG_ACT25812_#_BE##</b>	Active25 Screen 800H x 1200W - Breathe Fabric
	<b>KG_ACT25812_#_SP##</b>	Active25 Screen 800H x 1200W - Splice Fabric
	<b>KG_ACT25815_#_CN##</b>	Active25 Screen 800H x 1500W - Crown Fabric
	<b>KG_ACT25815_#_BE##</b>	Active25 Screen 800H x 1500W - Breathe Fabric
	<b>KG_ACT25815_#_SP##</b>	Active25 Screen 800H x 1500W - Splice Fabric
	<b>KG_ACT25818_#_CN##</b>	Active25 Screen 800H x 1800W - Crown Fabric
	<b>KG_ACT25818_#_BE##</b>	Active25 Screen 800H x 1800W - Breathe Fabric
	<b>KG_ACT25818_#_SP##</b>	Active25 Screen 800H x 1800W - Splice Fabric



**Agile Pro Active25 Brackets DSD**  
KG\_AGPDSDBRAC25\_#  
(Required for DSD Active25 Screens)



**Agile Pro Studio50 Brackets DSD**  
KG\_AGPDSDBRAC50\_#  
(Required for DSD Studio50 Screens)



POWDERCOAT

# = Please specify Powdercoat finish

SCREEN FRAME




WF  SF  BF

# = Please specify Powdercoat finish

BRACKETS

W  S  B



PRODUCT	CODE	DESCRIPTION
<b>AGILE PRO UPGRADES</b>		
	<b>KG_AGPHS1</b>	Agile Pro Digital Handset - In-desk <b>RUN-OUT</b> (Please note this handset requires a custom top)
	<b>KG_AGPHS4</b>	Agile Pro Digital Handset with USB <b>RUN-OUT</b>
	<b>KG_AGPBSB</b>	Agile Pro Bluetooth Smart Box <b>RUN-OUT</b>





# TABLES

---

Team Flip Tables

Team Tables

Life Tables


Polo Tables

Zion Tables

# TEAM FLIP



Simple mechanism, nesting, movable, they help people come together & move around. Team Flip gives you the kind of flexibility business, conference or education workspaces demand.



## FEATURES

- Very durable, one handed flip mechanism - simply pull and tilt.
- Strong, stable steel frame is rock solid.
- Frame can be simply adjusted to suit from 600-1050mm wide tops.
- Commercial-grade 25mm tops finished in melamine with 2mm PVC edge.
- Tops available in rectangle, D-Shape (made to order) or Trapezium (made to order).
- 70mm locking castors - large wheels make these tables easy to move.
- Nesting enables compact storage of tables when not in use.
- Suitable for individual or team spaces.
- Optional links - keep tables locked together.





**Team Flip (Rectangle)**

- 1800w x 900d x 725h
- 1600w x 800d x 725h
- 1400w x 700d x 725h

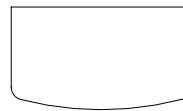


**RECTANGLE TOP**



**Team Flip (D-Shape)** NEW

- 1800w x 900d x 725h
- 1600w x 800d x 725h
- 1400w x 700d x 725h
- W / AO tops only
- Tops made to order



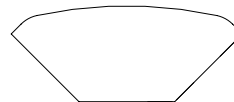
**D-SHAPE TOP**

See layout options on following pages.



**Team Flip (Trapezium)** NEW

- 2173w x 900d x 725h
- Uses 800mm frame
- W / AO tops only
- Tops made to order



**TRAPEZIUM TOP**

See layout options on following pages.



**Team Flip Frames**

- 500mm (suits top length 900 - 1300)
- 800mm (suits top length 1200 - 1600)
- 1100mm (suits top length 1500 - 1900)
- 1400mm (suits top length 1800 - 2200)



**Team Flip Plastic Modesty**

- 1200 x 600mm Silver or White
- 1500 x 600mm Silver or White



Optional Link Locked










Optional Link Unlocked

# TABLES

## TEAM FLIP

15  
YEAR  
WARRANTY  
★★★★★

PRODUCT	CODE	DESCRIPTION
<b>TEAM FLIP (WHITE, BLACK, SILVER)</b>		
<b>RECTANGLE TOP</b>		
	<b>KG_TMFLIP147#_##</b>	Team Flip 1400x700 - Powdercoat Frame + Rectangle Top
	<b>KG_TMFLIP168#_##</b>	Team Flip 1600x800 - Powdercoat Frame + Rectangle Top
	<b>KG_TMFLIP189#_##</b>	Team Flip 1800x900 - Powdercoat Frame + Rectangle Top
<b>D-SHAPE TOP</b>		
	<b>KG_TMFLIP147D#_W</b>	Team Flip 1400x700 - Powdercoat Frame + D-Shape Top (White Top - Made to Order) <b>NEW</b>
	<b>KG_TMFLIP147D#_AO</b>	Team Flip 1400x700 - Powdercoat Frame + D-Shape Top (Atlantic Oak Top - Made to Order) <b>NEW</b>
	<b>KG_TMFLIP168D#_W</b>	Team Flip 1600x800 - Powdercoat Frame + D-Shape Top (White Top - Made to Order) <b>NEW</b>
	<b>KG_TMFLIP168D#_AO</b>	Team Flip 1600x800 - Powdercoat Frame + D-Shape Top (Atlantic Oak Top - Made to Order) <b>NEW</b>
	<b>KG_TMFLIP189D#_W</b>	Team Flip 1800x900 - Powdercoat Frame + D-Shape Top (White Top - Made to Order) <b>NEW</b>
	<b>KG_TMFLIP189D#_AO</b>	Team Flip 1800x900 - Powdercoat Frame + D-Shape Top (Atlantic Oak Top - Made to Order) <b>NEW</b>
<b>TRAPEZIUM TOP</b>		
	<b>KG_TMFLIP219T#_W</b>	Team Flip 2173x900 - Powdercoat Frame + Trapezium Top (White Top - Made to Order) <b>NEW</b>
	<b>KG_TMFLIP219T#_AO</b>	Team Flip 2173x900 - Powdercoat Frame + Trapezium Top (Atlantic Oak Top - Made to Order) <b>NEW</b>

### D-Shape layout options



1400/1600/1800mm

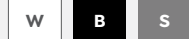
Shown with 1800mm D-Shape and standard 1800x900mm Team Flip.












MELAMINE  
& FRAME

# = Please specify powdercoat finish


## = Please specify Melamine finish

TEAM FLIP



PRODUCT	CODE	DESCRIPTION
<b>TEAM FLIP (CHROME)</b>		
<b>RECTANGLE TOP</b>		
	<b>KG_TMFLIP147C_##</b>	Team Flip 1400x700 - Chrome Frame + Top
	<b>KG_TMFLIP168C_##</b>	Team Flip 1600x800 - Chrome Frame + Top
	<b>KG_TMFLIP189C_##</b>	Team Flip 1800x900 - Chrome Frame + Top
<b>D-SHAPE TOP</b>		
	<b>KG_TMFLIP147DC_W</b>	Team Flip 1400x700 - Chrome Frame + D-Shape Top (White Top - Made to Order) <b>NEW</b>
	<b>KG_TMFLIP147DC_AO</b>	Team Flip 1400x700 - Chrome Frame + D-Shape Top (Atlantic Oak Top - Made to Order) <b>NEW</b>
	<b>KG_TMFLIP168DC_W</b>	Team Flip 1600x800 - Chrome Frame + D-Shape Top (White Top - Made to Order) <b>NEW</b>
	<b>KG_TMFLIP168DC_AO</b>	Team Flip 1600x800 - Chrome Frame + D-Shape Top (Atlantic Oak Top - Made to Order) <b>NEW</b>
	<b>KG_TMFLIP189DC_W</b>	Team Flip 1800x900 - Chrome Frame + D-Shape Top (White Top - Made to Order) <b>NEW</b>
	<b>KG_TMFLIP189DC_AO</b>	Team Flip 1800x900 - Chrome Frame + D-Shape Top (Atlantic Oak Top - Made to Order) <b>NEW</b>
<b>TRAPEZIUM TOP</b>		
	<b>KG_TMFLIP219TC_W</b>	Team Flip 2173x900 - Chrome Frame + Trapezium Top (White Top - Made to Order) <b>NEW</b>
	<b>KG_TMFLIP219TC_AO</b>	Team Flip 2173x900 - Chrome Frame + Trapezium Top (Atlantic Oak Top - Made to Order) <b>NEW</b>

**Trapezium layout options**



MELAMINE

## = Please specify Melamine finish

TEAM FLIP






TABLES

# TABLES

## TEAM FLIP

15  
YEAR  
WARRANTY  
\*\*\*\*\*

PRODUCT	CODE	DESCRIPTION
<b>TEAM FLIP - FRAME ONLY (WHITE, BLACK, SILVER)</b>		
	<b>KG_TMFLIP50_#</b>	Team Flip Table 500 - Powdercoat Frame
	<b>KG_TMFLIP80_#</b>	Team Flip Table 800 - Powdercoat Frame
	<b>KG_TMFLIP110_#</b>	Team Flip Table 1100 - Powdercoat Frame
	<b>KG_TMFLIP140_#</b>	Team Flip Table 1400 - Powdercoat Frame
<b>TEAM FLIP - FRAME ONLY (CHROME)</b>		
	<b>KG_TMFLIP50_C</b>	Team Flip Table 500 - Chrome Frame
	<b>KG_TMFLIP80_C</b>	Team Flip Table 800 - Chrome Frame
	<b>KG_TMFLIP110_C</b>	Team Flip Table 1100 - Chrome Frame
	<b>KG_TMFLIP140_C</b>	Team Flip Table 1400 - Chrome Frame
<b>TEAM FLIP - ADD ONS</b>		
	<b>KG_VEFLINK</b>	Team Flip Link (Set) Minimum 2 sets per table required.
	<b>KG_FLIPMOD1260_S</b>	Team Flip Plastic Modesty 1200x600 - Silver <b>RUN-OUT</b> <b>(12 Month Warranty)</b>
	<b>KG_FLIPMOD1260_W</b>	Team Flip Plastic Modesty 1200x600 - White <b>RUN-OUT</b> <b>(12 Month Warranty)</b>
	<b>KG_FLIPMOD1560_S</b>	Team Flip Plastic Modesty 1500x600 - Silver <b>RUN-OUT</b> <b>(12 Month Warranty)</b>
	<b>KG_FLIPMOD1560_W</b>	Team Flip Plastic Modesty 1500x600 - White <b>RUN-OUT</b> <b>(12 Month Warranty)</b>

FRAME

# = Please specify powdercoat finish



TEAM FLIP







Team's frame system can accommodate for one-on-one meetings to corporate business discussions or presentations involving multiple people.



**FEATURES**

- Team's frame system can accommodate for one-on-one meetings to corporate business discussions or presentations involving multiple people.
- Commercial-grade 25mm construction finished in melamine with 2mm PVC edge.
- Durable, lightweight aluminium frame.
- Frame system suitable for round, square or rectangle worksurfaces.
- Feet adjust to uneven floors - be level at all times.
- Custom frame sizing on request.
- Co-ordinate with Cubit, Anvil or Ergoplan for the complete desking and storage solution.



**Team Table Frame Sizes**

- 300mm (Suits top Ø1200)
- 1300mm (Suits top size 1800 x 800)
- 1900mm (Suits top size 2400 x 1200)

**Team Table Standard Sizes**









- Standard tops available in White, Nordic Maple, Atlantic Oak or Black Ø1200, 1800w x 800d, 1800w x 900d, 2400w x 1200d (Rectangle shaped top)
- Standard tops available in Silver 1800w x 800d, 1800w x 900d
- Height 750mm (Includes worktop)

TABLES

# TABLES

## TEAM TABLES







15  
YEAR  
WARRANTY  
\*\*\*\*\*

PRODUCT	CODE	DESCRIPTION
<b>TEAM TABLE (WHITE, BLACK, SILVER)</b>		
	<b>KG_TMBD12D_#_##</b>	Team Table Ø1200 - Powdercoat Frame + Top
	<b>KG_TMBD188_#_##</b>	Team Table 1800x800 - Powdercoat Frame + Top
	<b>KG_TMBD189_#_##</b>	Team Table 1800x900 - Powdercoat Frame + Top
	<b>KG_TMBD2412_#_##</b>	Team Table 2400x1200 - Powdercoat Frame + Top
<b>TEAM TABLE (POLISHED ALLOY)</b>		
	<b>KG_TMBD12D_PA_##</b>	Team Table Ø1200 - Polished Alloy Frame + Top
	<b>KG_TMBD188_PA_##</b>	Team Table 1800x800 - Polished Alloy Frame + Top
	<b>KG_TMBD189_PA_##</b>	Team Table 1800x900 - Polished Alloy Frame + Top
	<b>KG_TMBD2412_PA_##</b>	Team Table 2400x1200 - Polished Alloy Frame + Top

TABLES

**CUSTOM SIZES AVAILABLE - Please contact your Customer Relationship Specialist.**

MELAMINE & FRAME	# = Please specify powdercoat finish	## = Please specify Melamine finish
	<b>TEAM TABLE</b> <input type="checkbox"/> W <input type="checkbox"/> B <input type="checkbox"/> S	<input type="checkbox"/> W <input type="checkbox"/> S* <input type="checkbox"/> NM <input type="checkbox"/> AO <input type="checkbox"/> BL <small>*1800mm Only</small>

PRODUCT	CODE	DESCRIPTION
<b>TEAM TABLE - FRAME ONLY (WHITE, BLACK, SILVER)</b>		
	<b>KG_TMBD30_#_FR</b>	Team Table 300 - Powdercoat Frame (Suits top Ø1200)
	<b>KG_TMBD13_#_FR</b>	Team Table 1300 - Powdercoat Frame (Suits top size 1800x800)
	<b>KG_TMBD19_#_FR</b>	Team Table 1900 - Powdercoat Frame (Suits top size 2400x1200)
<b>TEAM TABLE - FRAME ONLY (POLISHED ALLOY)</b>		
	<b>KG_TMBD30_PA_FR</b>	Team Table 300 - Polished Alloy Frame (Suits top Ø1200)
	<b>KG_TMBD13_PA_FR</b>	Team Table 1300 - Polished Alloy Frame (Suits top size 1800x800)
	<b>KG_TMBD19_PA_FR</b>	Team Table 1900 - Polished Alloy Frame (Suits top size 2400x1200)

**CUSTOM SIZES AVAILABLE - Please contact your Customer Relationship Specialist.**

FRAME	TEAM TABLE	# = Please specify powdercoat finish
		<input type="checkbox"/> W <input type="checkbox"/> B <input type="checkbox"/> S

TABLES

## TABLES

# LIFE TABLES



Life tables are full of uses. Featuring hardwearing polypropylene tops, they are at home indoors and covered outdoor areas. Life tables are ideal for seminars, conference venues, staff rooms and training centres.

### Frame



Silver P/C

### Top



Off-White

## FEATURES

- Heavy duty 45mm white polypropylene top. Waterproof, UV resistant and easy to clean.
- Commercial grade 25-40mm tubular steel legs foldaway to make tables easy to move & store.
- Light enough to carry with ease – largest model folds in half for easy manoeuvring and storage.
- Deluxe Folding or Inde chairs are a perfect seating partner for Life Tables.
- Optional trolleys for stacking and storing. Universal wheels with brake.

**3**  
**YEAR**  
WARRANTY



### Life Table Round

- Ø1500mm - 1 piece top (Net Wt. 15kg)
- Ø1800mm - 1 piece top (Net Wt. 29.5kg)
- Ø1800mm - 2 piece top (Net Wt. 30kg)
- Height 740mm



### Life Table Rectangle




- 1830 x 760mm - 1 piece top (Net Wt. 15kg)
- 2400 x 760mm - 1 piece top (Net Wt. 20kg)
- Height 740mm




### Life Table Trolleys

- Round option holds 1500mm and 1800mm (12 tables per trolley)
- Rectangle option holds 1800mm and 2400mm (20 tables per trolley)
- Silver powdercoat

# LIFE TABLES

PRODUCT	CODE	DESCRIPTION
<b>LIFE TABLES - ROUND</b>		
	<b>KG_CLTR18</b>	Life Folding Table Ø1800 - 1 Piece Solid Top
	<b>KG_CLTR18S</b>	Life Folding Table Ø1800 - 2 Piece Solid Top <b>RUN-OUT (12 Month Warranty)</b>
	<b>KG_CLTR15</b>	Life Folding Table Ø1500 - 1 Piece Solid Top
<b>LIFE TABLES - RECTANGLE</b>		
	<b>KG_CLT24S</b>	Life Folding Table 2400 - 1 Piece Solid Top
	<b>KG_CLT18S</b>	Life Folding Table 1800 - 1 Piece Solid Top
<b>LIFE TABLES - TROLLEYS</b>		
	<b>KG_CLTR1518</b>	Life Trolley for Round Tables 1500mm & 1800mm
	<b>KG_CLTS18</b>	Life Trolley for Straight Tables 1800mm & 2400mm

**SEATING PARTNER FOR LIFE TABLES**












**Deluxe Folding**  
See Page 54



**Inde**  
See Page 54

TABLES

PRODUCT	CODE	DESCRIPTION
<b>POLO TABLE - INDIVIDUAL BASE &amp; TOPS</b>		
	<b>KG_POLO_B_FR</b>	Polo Table Round Base - Black
	<b>KG_FLIPTOPR9_#</b>	Fliptop Ø900 (W / NM / AO Only)
	<b>KG_FLIPTOPR12_#</b>	Fliptop Ø1200 (W / NM / AO Only)
<b>POLO TABLE</b>		
	<b>KG_POLO9_B_##</b>	Polo Table Ø900 - Black Base + Top Colour
	<b>KG_POLO_B_##</b>	Polo Table Ø1200 - Black Base + Top Colour
<b>PIVOT TABLE</b>		
	<b>KG_PCOF_W</b>	Pivot Coffee Table - White <b>RUN-OUT</b> <b>(12 Month Warranty)</b>
	<b>KG_PCOF_O</b>	Pivot Coffee Table - Oak <b>RUN-OUT</b> <b>(12 Month Warranty)</b>
	<b>KG_PTAB_W</b>	Pivot Tablet Table - White <b>RUN-OUT</b> <b>(12 Month Warranty)</b>
	<b>KG_PTAB_O</b>	Pivot Tablet Table - Oak <b>RUN-OUT</b> <b>(12 Month Warranty)</b>

TABLES

MELAMINE  
& BASE





POLO TABLE

Base finish



## = Please specify Melamine finish



PRODUCT	CODE	DESCRIPTION
<b>ZION TABLE</b>		
	<b>KG_ZION6R#_##</b>	Zion Table - Ø600mm
	<b>KG_ZION106S#_##</b>	Zion Table - Straight 1000x600mm
	<b>KG_Z400FR_#</b>	Zion Table Frame Only (Suits Ø600mm top)
	<b>KG_Z900FR_#</b>	Zion Table Frame Only (Suits 1000x600mm top)

**PLEASE NOTE: Tops are plain - no drill holes.**

MELAMINE  
& FRAME

ZION TABLE

# = Frame finish

## = Please specify Melamine finish









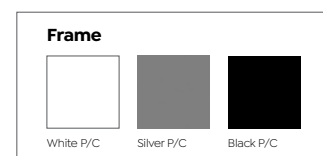
# SCREEN RANGES

---

Studio50 Screens  
Active25 Screens  
E-panel Screens







A dynamically simple office-partition solution. This office partition system is easy to lift, easy to install and quick to produce and deliver. Entirely designed and created by the Knight Group product development team. These light-weight and easy to manoeuvre partitions employ an innovative extruded-aluminium frame that effortlessly slides together and automatically locks into position.



**FEATURES**

- 1 person lift and install - Studio50 is a dream to install and re-configure. Shedding many of the cumbersome components of conventional screen systems.
- The core and frame are 100% recyclable and hand built here in New Zealand.
- 50mm extruded aluminum frame with auto-locking connection.
- Studio 50 screens are pinnable and can be upholstered in any fabric of your choice making it easy to add colour to your office space.
- A wide range of glazing options available.
- The generous cable management cavity is designed to accommodate Category 6 wiring and can be placed above or below the desks.
- Straightline, 90° or 120° configurations.
- Install options include integrated desking, desk mounted screens, as well as freestanding and mobile partition options.
- Built to last with super strong build with serrated flathead fixings made from high quality carbon steel.
- Studio50 stands on an adjustable levelling glide with 35mm travel allowing plenty of room to work on uneven floors.
- Screen dimensions larger than 1200 high will require a transom. Standard transom height is set at 1200 high unless otherwise specified.



PRODUCT	CODE	DESCRIPTION
<b>STUDIO50 SCREENS - 1200 HIGH</b>		
	<b>KG_STU50129_#_CN##</b>	Studio50 Screen 1200H x 900W - Crown Fabric
	<b>KG_STU50129_#_BE##</b>	Studio50 Screen 1200H x 900W - Breathe Fabric
	<b>KG_STU50129_#_SP##</b>	Studio50 Screen 1200H x 900W - Splice Fabric
	<b>KG_STU501212_#_CN##</b>	Studio50 Screen 1200H x 1200W - Crown Fabric
	<b>KG_STU501212_#_BE##</b>	Studio50 Screen 1200H x 1200W - Breathe Fabric
	<b>KG_STU501212_#_SP##</b>	Studio50 Screen 1200H x 1200W - Splice Fabric
	<b>KG_STU501215_#_CN##</b>	Studio50 Screen 1200H x 1500W - Crown Fabric
	<b>KG_STU501215_#_BE##</b>	Studio50 Screen 1200H x 1500W - Breathe Fabric
	<b>KG_STU501215_#_SP##</b>	Studio50 Screen 1200H x 1500W - Splice Fabric
	<b>KG_STU501218_#_CN##</b>	Studio50 Screen 1200H x 1800W - Crown Fabric
	<b>KG_STU501218_#_BE##</b>	Studio50 Screen 1200H x 1800W - Breathe Fabric
	<b>KG_STU501218_#_SP##</b>	Studio50 Screen 1200H x 1800W - Splice Fabric

**EXCLUDES BRACKETS - SEE PG 176 & 177, FEET AND FIXTURES - SEE PAGE 167 & 168**  
**For custom fabric requirements please call your Customer Relationship Specialist**

STUDIO50 FRAME

# = Please specify Powdercoat finish

SCREEN FRAME

WF

SF

BF

STUDIO50 FABRIC

**CN##** = Please specify Crown fabric

FR

RI

EL

GA

IN

MI

EB

**BE##** = Please specify Breathe fabric

NA

ST

RO

SK

BA

FE

LI

PL

RU

TO

BR

BU

BL

SL

AL

CS

**SP##** = Please specify Splice fabric

BK

CH

GR

BL





LO

YL

GN

OR

RD

PRODUCT	CODE	DESCRIPTION
<b>STUDIO50 SCREENS - 1500 HIGH</b>		
	<b>KG_STU50159_#_CN##</b>	Studio50 Screen 1500H x 900W - Crown Fabric
	<b>KG_STU50159_#_BE##</b>	Studio50 Screen 1500H x 900W - Breathe Fabric
	<b>KG_STU50159_#_SP##</b>	Studio50 Screen 1500H x 900W - Splice Fabric
	<b>KG_STU501512_#_CN##</b>	Studio50 Screen 1500H x 1200W - Crown Fabric
	<b>KG_STU501512_#_BE##</b>	Studio50 Screen 1500H x 1200W - Breathe Fabric
	<b>KG_STU501512_#_SP##</b>	Studio50 Screen 1500H x 1200W - Splice Fabric
	<b>KG_STU501515_#_CN##</b>	Studio50 Screen 1500H x 1500W - Crown Fabric
	<b>KG_STU501515_#_BE##</b>	Studio50 Screen 1500H x 1500W - Breathe Fabric
	<b>KG_STU501515_#_SP##</b>	Studio50 Screen 1500H x 1500W - Splice Fabric
	<b>KG_STU501518_#_CN##</b>	Studio50 Screen 1500H x 1800W - Crown Fabric
	<b>KG_STU501518_#_BE##</b>	Studio50 Screen 1500H x 1800W - Breathe Fabric
	<b>KG_STU501518_#_SP##</b>	Studio50 Screen 1500H x 1800W - Splice Fabric

**EXCLUDES BRACKETS - SEE PG 176 & 177, FEET AND FIXTURES - SEE PAGE 167 & 168**  
**For custom fabric requirements please call your Customer Relationship Specialist**

STUDIO50  
FRAME

# = Please specify Powdercoat finish

SCREEN FRAME



STUDIO50  
FABRIC


**CN##** = Please specify Crown fabric







**BE##** = Please specify Breathe fabric



**SP##** = Please specify Splice fabric



PRODUCT	CODE	DESCRIPTION
<b>STUDIO50 SCREENS - 1800 HIGH</b>		
	<b>KG_STU50189_#_CN##</b>	Studio50 Screen 1800H x 900W - Crown Fabric
	<b>KG_STU50189_#_BE##</b>	Studio50 Screen 1800H x 900W - Breathe Fabric
	<b>KG_STU50189_#_SP##</b>	Studio50 Screen 1800H x 900W - Splice Fabric
	<b>KG_STU501812_#_CN##</b>	Studio50 Screen 1800H x 1200W - Crown Fabric
	<b>KG_STU501812_#_BE##</b>	Studio50 Screen 1800H x 1200W - Breathe Fabric
	<b>KG_STU501812_#_SP##</b>	Studio50 Screen 1800H x 1200W - Splice Fabric
	<b>KG_STU501815_#_CN##</b>	Studio50 Screen 1800H x 1500W - Crown Fabric
	<b>KG_STU501815_#_BE##</b>	Studio50 Screen 1800H x 1500W - Breathe Fabric
	<b>KG_STU501815_#_SP##</b>	Studio50 Screen 1800H x 1500W - Splice Fabric
	<b>KG_STU501818_#_CN##</b>	Studio50 Screen 1800H x 1800W - Crown Fabric
	<b>KG_STU501818_#_BE##</b>	Studio50 Screen 1800H x 1800W - Breathe Fabric
	<b>KG_STU501818_#_SP##</b>	Studio50 Screen 1800H x 1800W - Splice Fabric

**EXCLUDES BRACKETS - SEE PG 176 & 177, FEET AND FIXTURES - SEE PAGE 167 & 168**  
For custom fabric requirements please call your Customer Relationship Specialist

STUDIO50 FRAME

# = Please specify Powdercoat finish

SCREEN FRAME

WF

SF

BF

STUDIO50 FABRIC

**CN##** = Please specify Crown fabric

FR

RI

EL

GA

IN

MI

EB

**BE##** = Please specify Breathe fabric

NA

ST

RO

SK

BA

FE

LI

PL

RU

TO

BR

BU

BL

SL

AL

CS

**SP##** = Please specify Splice fabric

BK

CH

GR

BL

LO


YL

GN

OR

RD

SCREENS

PRODUCT	CODE	DESCRIPTION
<b>STUDIO50 DESK HUNG SCREENS</b>		
	<b>KG_STU50915D_#_CN##</b>	Studio50 Desk Hung Screen 900H x 1500W - Crown Fabric
	<b>KG_STU50915D_#_BE##</b>	Studio50 Desk Hung Screen 900H x 1500W - Breathe Fabric
	<b>KG_STU50915D_#_SP##</b>	Studio50 Desk Hung Screen 900H x 1500W - Splice Fabric
	<b>KG_STU50918D_#_CN##</b>	Studio50 Desk Hung Screen 900H x 1800W - Crown Fabric
	<b>KG_STU50918D_#_BE##</b>	Studio50 Desk Hung Screen 900H x 1800W - Breathe Fabric
	<b>KG_STU50918D_#_SP##</b>	Studio50 Desk Hung Screen 900H x 1800W - Splice Fabric

**EXCLUDES BRACKETS - SEE PG 176 & 177, FEET AND FIXTURES - SEE PAGE 167 & 168**  
**For custom fabric requirements please call your Customer Relationship Specialist**

STUDIO50  
FRAME

# = Please specify Powdercoat finish

SCREEN FRAME



STUDIO50  
FABRIC

**CN##** = Please specify Crown fabric










**BE##** = Please specify Breathe fabric



**SP##** = Please specify Splice fabric









PRODUCT	CODE	DESCRIPTION
<b>STUDIO50 POSTS</b>		
	<b>KG_STU5012_2WP90_#</b>	Studio50 Post 1200H 2 Way
	<b>KG_STU5015_2WP90_#</b>	Studio50 Post 1500H 2 Way
	<b>KG_STU5018_2WP90_#</b>	Studio50 Post 1800H 2 Way
	<b>KG_STU5012_3WP90_#</b>	Studio50 Post 1200H 3 Way
	<b>KG_STU5015_3WP90_#</b>	Studio50 Post 1500H 3 Way
	<b>KG_STU5018_3WP90_#</b>	Studio50 Post 1800H 3 Way
	<b>KG_STU5012_4WP90_#</b>	Studio50 Post 1200H 4 Way
	<b>KG_STU5015_4WP90_#</b>	Studio50 Post 1500H 4 Way
	<b>KG_STU5018_4WP90_#</b>	Studio50 Post 1800H 4 Way
	<b>KG_STU5012_2WP120_#</b>	Studio50 120 Degree Post 1200H 2 Way
	<b>KG_STU5015_2WP120_#</b>	Studio50 120 Degree Post 1500H 2 Way
	<b>KG_STU5018_2WP120_#</b>	Studio50 120 Degree Post 1800H 2 Way
	<b>KG_STU5012_3WP120_#</b>	Studio50 120 Degree Post 1200H 3 Way
	<b>KG_STU5015_3WP120_#</b>	Studio50 120 Degree Post 1500H 3 Way
	<b>KG_STU5018_3WP120_#</b>	Studio50 120 Degree Post 1800H 3 Way
<b>STUDIO50 WALL STARTER &amp; PANEL FINISH</b>		
	<b>KG_STU50WS12_#</b>	Studio50 Wall Start 1200
	<b>KG_STU50WS15_#</b>	Studio50 Wall Start 1500
	<b>KG_STU50WS18_#</b>	Studio50 Wall Start 1800
	<b>KG_STU50PFIN12_#</b>	Studio50 Panel Finish 1200
	<b>KG_STU50PFIN15_#</b>	Studio50 Panel Finish 1500
	<b>KG_STU50PFIN18_#</b>	Studio50 Panel Finish 1800

STUDIO50  
FRAME

SCREEN FRAME

# = Please specify Powdercoat finish

W
  S
  B

PRODUCT	CODE	DESCRIPTION
<b>STUDIO50 CABLE MANAGEMENT</b>		
	<b>KG_STU50CM9#_UP</b>	Studio50 Cable Management Upgrade* 900W
	<b>KG_STU50CM12#_UP</b>	Studio50 Cable Management Upgrade* 1200W
	<b>KG_STU50CM15#_UP</b>	Studio50 Cable Management Upgrade* 1500W
	<b>KG_STU50CM18#_UP</b>	Studio50 Cable Management Upgrade* 1800W
<b>STUDIO50 TRANSOM</b>		
	<b>KG_STU50TRM12#_UP</b>	Studio50 Transom Upgrade 1200W
	<b>KG_STU50TRM15#_UP</b>	Studio50 Transom Upgrade 1500W
	<b>KG_STU50TRM18#_UP</b>	Studio50 Transom Upgrade 1800W
<b>STUDIO50 ADD ONS</b>		
	<b>KG_STU50GLZ12#_UP</b>	Studio50 Glazing Upgrade 300H x 1200W
	<b>KG_STU50GLZ15#_UP</b>	Studio50 Glazing Upgrade 300H x 1500W
	<b>KG_STU50GLZ18#_UP</b>	Studio50 Glazing Upgrade 300H x 1800W
	<b>KG_STUSHELF#_W</b>	Studio50 Adjustable Shelf 600W x 290D
	<b>KG_STU50FSF40_#</b>	Free Standing Feet (Each) Overall span 400 x 110H x 40W
	<b>KG_STU50FSF60C_#</b>	Free Standing Castor Feet (Each) Overall span 455 x 170H x 50W
		

STUDIO50  
FRAME

SCREEN FRAME /  
ADD-ONS


# = Please specify Powdercoat finish

W	S	B
---	---	---





Active25 is a lightweight, pinnable 25mm screen solution designed to work with Knight desking ranges. Available in standard or custom sizes and fabrics, Active25 is a simple, easy to install screen system to provide privacy and reduce workplace noise.



## FEATURES

- 25mm thick, pinnable upholstered screen hand built in New Zealand.
- Extruded aluminum frame finished in Black, White or Silver powdercoat.
- Frame and brackets 100% recyclable.
- Active25's MDF core is FSC rated and has the Environmental Choice tick.
- Upholstered in Knight's standard fabric range making it easy to add colour to your office space.
- Options available for freestanding, desk hung and Agile single & double-sided desking.
- Locally sourced and imported components.
- Standard widths of 1200, 1500 and 1800mm. Custom sizes and fabric are available.



### Freestanding

- 1200h x 1200w x 25d mm
- 1200h x 1500w x 25d mm
- 1200h x 1800w x 25d mm



### Desk Clamp

- 800h x 1200w x 25d mm
- 800h x 1500w x 25d mm
- 800h x 1800w x 25d mm
- Accommodates 25 & 75mm thickness



### Agile SSD

- 800h x 1200w x 25d mm
- 800h x 1500w x 25d mm
- 800h x 1800w x 25d mm



### Agile DSD




- 800h x 1200w x 25d mm
- 800h x 1500w x 25d mm
- 800h x 1800w x 25d mm






PRODUCT	CODE	DESCRIPTION
<b>ACTIVE25 SCREENS - FLOORSTANDING</b>		
	<b>KG_ACT251212_#_CN##</b>	Active25 Screen 1200H x 1200W - Crown Fabric
	<b>KG_ACT251212_#_BE##</b>	Active25 Screen 1200H x 1200W - Breathe Fabric
	<b>KG_ACT251212_#_SP##</b>	Active25 Screen 1200H x 1200W - Splice Fabric
	<b>KG_ACT251215_#_CN##</b>	Active25 Screen 1200H x 1500W - Crown Fabric
	<b>KG_ACT251215_#_BE##</b>	Active25 Screen 1200H x 1500W - Breathe Fabric
	<b>KG_ACT251215_#_SP##</b>	Active25 Screen 1200H x 1500W - Splice Fabric
	<b>KG_ACT251218_#_CN##</b>	Active25 Screen 1200H x 1800W - Crown Fabric
	<b>KG_ACT251218_#_BE##</b>	Active25 Screen 1200H x 1800W - Breathe Fabric
	<b>KG_ACT251218_#_SP##</b>	Active25 Screen 1200H x 1800W - Splice Fabric

<b>ACTIVE25 SCREENS - ACCESSORIES</b>		
	<b>KG_ACT25FSF_#</b>	Free Standing Foot (Each)

**Custom sizes & custom fabric available - Please call your Customer Relationship Specialist**

<b>ACTIVE25 POWDERCOAT</b>	# = Please specify Powdercoat finish	# = Please specify Powdercoat finish
	<b>SCREEN FRAME</b> <input type="checkbox"/> WF <input type="checkbox"/> SF <input type="checkbox"/> BF	<b>SCREEN FOOT</b> <input type="checkbox"/> W <input type="checkbox"/> S <input type="checkbox"/> B
<b>ACTIVE25 FABRIC</b>	<b>CN##</b> = Please specify Crown fabric	
	<input type="checkbox"/> FR <input type="checkbox"/> RI <input type="checkbox"/> EL <input type="checkbox"/> GA <input type="checkbox"/> IN <input type="checkbox"/> MI <input type="checkbox"/> EB	
	<b>BE##</b> = Please specify Breathe fabric	
<input type="checkbox"/> NA <input type="checkbox"/> ST <input type="checkbox"/> RO <input type="checkbox"/> SK <input type="checkbox"/> BA <input type="checkbox"/> FE <input type="checkbox"/> LI <input type="checkbox"/> PL <input type="checkbox"/> RU <input type="checkbox"/> TO <input type="checkbox"/> BR <input type="checkbox"/> BU <input type="checkbox"/> BL <input type="checkbox"/> SL <input type="checkbox"/> AL <input type="checkbox"/> CS		
<b>SP##</b> = Please specify Splice fabric		
<input type="checkbox"/> BK <input type="checkbox"/> CH <input type="checkbox"/> GR <input type="checkbox"/> BL <input type="checkbox"/> LO <input type="checkbox"/> YL <input type="checkbox"/> GN <input type="checkbox"/> OR <input type="checkbox"/> RD		

PRODUCT	CODE	DESCRIPTION
<b>ACTIVE25 SCREENS - CLAMP MOUNT OR FOR AGILE SSD &amp; DSD</b>		
	<b>KG_ACT25812_#_CN##</b>	Active25 Screen 800H x 1200W - Crown Fabric
	<b>KG_ACT25812_#_BE##</b>	Active25 Screen 800H x 1200W - Breathe Fabric
	<b>KG_ACT25812_#_SP##</b>	Active25 Screen 800H x 1200W - Splice Fabric
	<b>KG_ACT25815_#_CN##</b>	Active25 Screen 800H x 1500W - Crown Fabric
	<b>KG_ACT25815_#_BE##</b>	Active25 Screen 800H x 1500W - Breathe Fabric
	<b>KG_ACT25815_#_SP##</b>	Active25 Screen 800H x 1500W - Splice Fabric
	<b>KG_ACT25818_#_CN##</b>	Active25 Screen 800H x 1800W - Crown Fabric
	<b>KG_ACT25818_#_BE##</b>	Active25 Screen 800H x 1800W - Breathe Fabric
	<b>KG_ACT25818_#_SP##</b>	Active25 Screen 800H x 1800W - Splice Fabric

<b>ACTIVE25 SCREENS - BRACKETS</b>		
	<b>KG_ACT25CLAMP_#</b>	Active25 Clamp Bracket - Pair Mounts screen to worktops, accommodates 25mm and 75mm thickness.
	<b>KG_AGSSD25BRAC_#</b>	Active25 Agile SSD Bracket L/R - Pair
	<b>KG_AGDS25BRAC_#</b>	Active25 Agile DSD Bracket - Pair
	<b>KG_AGSSDBRAC25_#</b>	Active25 Agile Pro SSD Bracket L/R - Pair <b>RUN-OUT</b> <b>(5 Year Warranty)</b>
	<b>KG_AGPSDBRAC25_#</b>	Active25 Agile Pro DSD Bracket - Pair <b>RUN-OUT</b> <b>(5 Year Warranty)</b>













Custom sizes & custom fabric available - Please call your Customer Relationship Specialist

ACTIVE25 POWDERCOAT	# = Please specify Powdercoat finish	# = Please specify Powdercoat finish
	<b>SCREEN FRAME</b> <input type="checkbox"/> WF <input type="checkbox"/> SF <input type="checkbox"/> BF	<b>BRACKETS</b> <input type="checkbox"/> W <input type="checkbox"/> S <input type="checkbox"/> B

# SCREENS

## E-PANEL

15  
YEAR  
WARRANTY  
\*\*\*\*\*

PRODUCT	CODE	DESCRIPTION
<b>TAB SLIDE-ON PANEL</b>		
	<b>KG_EPANEL650_C</b>	Tab Slide-on E-panel Screen (Dark Grey Only) 400 x 650 x 27mm (Sits 325mm above desk) Suits 25mm worktops.
<b>E-PANEL SCREENS</b>		
	<b>KG_EPANEL1190_R</b>	E-Panel Screen 1190mm (Suits 1500 Worktops) - Red 300mm high / 9mm thick (Excludes Brackets)
	<b>KG_EPANEL1490_R</b>	E-Panel Screen 1490mm (Suits 1800 Worktops) - Red 300mm high / 9mm thick (Excludes Brackets)
	<b>KG_EPANEL1190_B</b>	E-Panel Screen 1190mm (Suits 1500 Worktops) - Black 300mm high / 9mm thick (Excludes Brackets)
	<b>KG_EPANEL1490_B</b>	E-Panel Screen 1490mm (Suits 1800 Worktops) - Black 300mm high / 9mm thick (Excludes Brackets)
	<b>KG_ANVSDBRACKET</b>	E-Panel Screen Single Sided Bracket (Pair) - White (Suits 25mm Top) Suitable for Agile only.
	<b>KG_ANVDDBRACKET</b>	E-Panel Screen Double Sided Bracket (Pair) - White Suitable for Cubit System and Agile Fixed DSD.
	<b>KG_ANVTMBRACKET</b>	E-Panel Screen Top Fix Bracket (Pair) - White (Suits most tops - screws into top of desk top) Suitable for Cubit, Agile, Anvil, Eko and Ergoplan.
	<b>KG_EPAN1500S#_LG</b>	E-Panel Screen 1500mm - Light Grey 600mm high - Sits 400mm above desk / 12mm thick (Includes Brackets) Suitable for Agile, Agile Pro, Eko and Ergoplan
	<b>KG_EPAN1500S#_DG</b>	E-Panel Screen 1500mm - Dark Grey 600mm high - Sits 400mm above desk/ 12mm thick (Includes Brackets) Suitable for Agile, Agile Pro, Eko and Ergoplan
	<b>KG_EPAN1800S#_LG</b>	E-Panel Screen 1800mm - Light Grey 600mm high - Sits 400mm above desk/ 12mm thick (Includes Brackets) Suitable for Agile, Agile Pro, Eko and Ergoplan
	<b>KG_EPAN1800S#_DG</b>	E-Panel Screen 1800mm - Dark Grey 600mm high - Sits 400mm above desk/ 12mm thick (Includes Brackets) Suitable for Agile, Agile Pro, Eko and Ergoplan

E-PANEL  
BRACKETS

# = Please specify colour

W

B

PRODUCT	CODE	DESCRIPTION
	<b>KG_EPAN750LH#_##</b>	E-Panel 750 Corner Screen - Left 600mm high - Sits 400mm above desk / 12mm thick (Includes Brackets)
	<b>KG_EPAN750RH#_##</b>	E-Panel 750 Corner Screen - Right 600mm high - Sits 400mm above desk / 12mm thick (Includes Brackets)
	<b>KG_EPAN800LH#_##</b>	E-Panel 800 Corner Screen - Left 600mm high - Sits 400mm above desk / 12mm thick (Includes Brackets)
	<b>KG_EPAN800RH#_##</b>	E-Panel 800 Corner Screen - Right 600mm high - Sits 400mm above desk / 12mm thick (Includes Brackets)
	<b>KG_EPAN900LH#_##</b>	E-Panel 900 Corner Screen - Left 600mm high - Sits 400mm above desk / 12mm thick (Includes Brackets)
	<b>KG_EPAN900RH#_##</b>	E-Panel 900 Corner Screen - Right 600mm high - Sits 400mm above desk / 12mm thick (Includes Brackets)
	<b>KG_EPANSIDE#_##</b>	E-Panel Side Screen 800mm wide x 600mm high Sits 400mm above desk / 12mm thick (Includes Brackets)



**Agile Pro SSD 1500mm with E-Panel Corner Screens**


KG\_EPAN750RHB\_PG + KG\_EPAN750LHB\_PG

E-PANEL

# = Please specify bracket colour



## = Please specify panel colour







# COMPONENTS & ACCESSORIES








---

Brackets  
Cable Management  
Tops  
Bookcase  
Planter Wall  
Monitor Arms

# COMPONENTS

## BRACKETS

15  
YEAR  
WARRANTY  
\*\*\*\*\*

PRODUCT	CODE	DESCRIPTION
<b>BRACKETS</b>		
	<b>KG_STUSWB150_#</b>	Desk Hung Bracket 150mm - Pair Large worktop bracket.
	<b>KG_STUSWB60_#</b>	Desk Hung Bracket 60mm - Pair Small worktop bracket - mounts worktops to Studio50.
	<b>KG_STU50DFC_#</b>	Studio50 Desk Clamp Bracket - Pair Mounts screen to worktops. Accommodates 25mm and 75mm thickness.
	<b>KG_STU50CBSB_#</b>	Studio50 Cubit Desk Bracket - Each Attach Studio50 to rail side of Cubit desks and workstations.
	<b>KG_CBEASB_#</b>	Cubit Electric Highrise Screen Bracket - Pair (Silver or White Only)
	<b>KG_STU50STAB_W</b>	Studio50 Screen Stabilizing Bracket - Pair (White)
	<b>KG_STU50STAB_B</b>	Studio50 Screen Stabilizing Bracket - Pair (Black)












COMPONENTS

BRACKETS

# = Please specify Powdercoat finish










PRODUCT	CODE	DESCRIPTION
	<b>KG_ACT25CLAMP_#</b>	Active25 Clamp Bracket - Pair Mounts screen to worktops, accommodates 25mm and 75mm thickness.
	<b>KG_AGSSD25BRAC_#</b>	Active25 Agile SSD Bracket L/R - Pair
	<b>KG_AGDS25BRAC_#</b>	Active25 Agile DSD Bracket - Pair
	<b>KG_AGSSDBRAC25_#</b>	Active25 Agile Pro SSD Bracket L/R - Pair <b>RUN-OUT</b> <b>(5 Year Warranty)</b>
	<b>KG_AGPSDBRAC25_#</b>	Active25 Agile Pro DSD Bracket - Pair <b>RUN-OUT</b> <b>(5 Year Warranty)</b>
	<b>KG_AGSSDBRAC_#</b>	Studio50 Agile SSD Bracket L/R Pair
	<b>KG_AGPSDBRAC50_#</b>	Studio50 Agile Pro SSD Bracket L/R Pair <b>RUN-OUT</b> <b>(5 Year Warranty)</b>
	<b>KG_AGPSDBRAC50_#</b>	Studio50 Agile Pro DSD Bracket - Pair <b>RUN-OUT</b> <b>(5 Year Warranty)</b>
	<b>KG_AG90WBRAC_#</b>	Studio50 Agile 3 Motor Electric 90° Workstation Bracket 600-750mm
	<b>KG_AG12W6BRAC_#</b>	Studio50 Agile 3 Motor Electric 120° Workstation Bracket 600-650mm
	<b>KG_AG12W7BRAC_#</b>	Studio50 Agile 3 Motor Electric 120° Workstation Bracket 700-750mm





# = Please specify Powdercoat finish



**SSD** = Single Sided Desk **DSD** = Double Sided Desk

PRODUCT	CODE	DESCRIPTION
<b>CABLE MANAGEMENT</b>		
	<b>KG_CABCOBRA_W</b>	Cable Cobra - 1.08m Length (Can be combined together for longer length)
	<b>KG_CABCLUTCH_W</b>	Cable Clutch - Set of 5
	<b>KG_EBASKET1950_B</b>	Cable Basket 1 Tier 950mm Black - Suits 1200mm (GPO power and data bezels not included)
	<b>KG_EBASKET1950_W</b>	Cable Basket 1 Tier 950mm White - Suits 1200mm (GPO power and data bezels not included)
	<b>KG_EBASKET11250_B</b>	Cable Basket 1 Tier 1250mm Black - Suits 1500/1800mm (GPO power and data bezels not included)
	<b>KG_EBASKET11250_W</b>	Cable Basket 1 Tier 1250mm White - Suits 1500/1800mm (GPO power and data bezels not included)
	<b>KG_CMSTRAY950_W</b>	CMS Cable Tray 950mm White - Suits 1200mm
	<b>KG_CMSTRAY950</b>	CMS Cable Tray 950mm Silver - Suits 1200mm
	<b>KG_CMSTRAY1250_W</b>	CMS Cable Tray 1250mm White - Suits 1500/1800mm
	<b>KG_CMSTRAY1250</b>	CMS Cable Tray 1250mm Silver - Suits 1500/1800mm
	<b>KG_CMSTRAY1250_B</b>	CMS Cable Tray 1250mm Black - Suits 1500/1800mm
	<b>KG_CMSTRAY1550_W</b>	CMS Cable Tray 1550mm White - Suits 1800mm
	<b>KG_CMSTRAY1550</b>	CMS Cable Tray 1550mm Silver - Suits 1800mm
	<b>KG_CMSTRAY1550_B</b>	CMS Cable Tray 1550mm Black - Suits 1800mm
	<b>KG_CABSOCK_B</b>	Cable Sock 800mm - Black

Cable Trays include screws for 25mm tops.

PRODUCT	CODE	DESCRIPTION
<b>WORKTOPS (PLAIN - NO DRILLED HOLES)</b>		
	<b>KG_FLIPTOP127_##</b>	Fliptop 1200x700
	<b>KG_FLIPTOP147_##</b>	Fliptop 1400x700
	<b>KG_FLIPTOP158_##</b>	Fliptop 1500x800
	<b>KG_FLIPTOP168_##</b>	Fliptop 1600x800
	<b>KG_FLIPTOP188_##</b>	Fliptop 1800x800
	<b>KG_FLIPTOP189_##</b>	Fliptop 1800x900 No cable ports
	<b>KG_FLIPTOP229_##</b>	Fliptop 2200x900 (W / AO Only)
	<b>KG_FLIPTOP249_##</b>	Fliptop 2400x900 (W / AO Only)
	<b>KG_FLIPTOP2412_##</b>	Fliptop 2400x1200 (W / AO / BL Only)
	<b>KG_FLIPTOPR9_##</b>	Fliptop Ø900 (W / NM / AO Only)
	<b>KG_FLIPTOPR12_##</b>	Fliptop Ø1200 (W / NM / AO Only)
	<b>KG_TOP127S_##</b>	1200x700 Desk Top with Scallop - No cable ports <b>NEW</b> (W / AO Only)
	<b>KG_TOP158S_##</b>	1500x800 Desk Top with Scallop - No cable ports <b>NEW</b> (W / AO Only)
	<b>KG_TOP188S_##</b>	1800x800 Desk Top with Scallop - No cable ports <b>NEW</b> (W / AO Only)
	<b>KG_WKS1PTP157_##</b>	1500x1500x700 Workstation 1 Piece Top (W / NM / AO Only) - Includes cable port 60mm
	<b>KG_WKS1PTP187_##</b>	1800x1800x700 Workstation 1 Piece Top (W / NM / AO Only) - Includes cable port 60mm

**CUSTOM MANUFACTURING - CONTACT YOUR ACCOUNT MANAGER FOR CUSTOM SIZE TOPS**

MELAMINE

## = Please specify Melamine finish










W
  S
  NM
  AO
  BL

COMPONENTS

# COMPONENTS

## TOPS

15  
YEAR  
WARRANTY  
\*\*\*\*\*

PRODUCT	CODE	DESCRIPTION
<b>WORKTOPS (PRE-DRILLED HOLES)</b>		
	<b>KG_NCBTOPT12_##</b>	Cubit 1200x600 Desk / Coffee Table Top - No cable ports
	<b>KG_CSTOPD15_##</b>	Cubit 1500x800 Desk Top - Includes cable port 80mm
	<b>KG_CSTOPD18_##</b>	Cubit 1800x800 Desk Top - Includes cable port 80mm
	<b>KG_WKS1PT157_##</b>	1500x1500x700 Workstation 1 Piece Top (W / NM / AO Only) - Includes cable port 60mm
	<b>KG_WKS1PT187_##</b>	1800x1800x700 Workstation 1 Piece Top (W / NM / AO Only) - Includes cable port 60mm
	<b>KG_CSTOPW18_##</b>	1800x1800x700 Workstation 2 Piece Top (S / DO / BL Only) - Includes cable port 60mm
	<b>KG_CBTOPBT24_##</b>	Cubit Boardroom 2400x1200 Table Top (Boat Shaped)
	<b>KG_CBTOPMT12_##</b>	Ø1200 Meeting Top - No cable ports
	<b>KG_NCBTOPD66_#</b>	Cubit Coffee 600x600 Table Top (W / S / NM / DO / AO Only)

**PLEASE NOTE: Above tops include pre-drilled inserts for easy assembly.**








**CUSTOM MANUFACTURING - CONTACT YOUR ACCOUNT MANAGER FOR CUSTOM SIZE TOPS**

MELAMINE

## = Please specify Melamine finish



# PLANTER WALL / MONITOR ARMS

PRODUCT	CODE	DESCRIPTION
<b>BOOKCASE</b>		
	<b>KG_BC186##_KD</b>	Bookcase 1800x600 - KD (W / NM / S Only) White - NZ manufactured Laminex® board. Silver & Nordic Maple - Proprietary board.
<b>PLANTER WALL</b>		
	<b>KG_PLANTER_B</b>	Planter Wall Frame <b>RUN-OUT</b> <b>(12 Month Warranty)</b>
	<b>KG_PLANTER_B_P</b>	Planter Wall Frame with Pots <b>RUN-OUT</b> Includes 23 White pots per frame. Price does not include bolts for fixing unit to floor/wall. <b>(12 Month Warranty)</b>
<b>MONITOR ARMS</b>		
	<b>KG_AGM1_#</b>	Agile Monitor Arm - Single
	<b>KG_AGM2_#</b>	Agile Monitor Arm - Dual
	<b>KG_MA2_#</b>	Dual Monitor Arm <b>RUN-OUT</b> <b>(12 Month Warranty)</b>
	<b>KG_MA1_B</b>	Single Monitor Arm (Black Only) <b>RUN-OUT</b> <b>(12 Month Warranty)</b>

# = Please specify colour

## = Please specify Melamine finish

MONITOR ARM



BOOKCASE







# COLLABORATIVE RANGES

---

Conexion  
MotionOffice



Be creative and customise your collaborative spaces with Conexion. Create quiet areas or areas to encourage communication. Conexion's modular structure makes it easy to mix and match and develop small, large or even multiple settings. Pick from our standard items or select from individual pieces to create your layout.

**FEATURES**

- Modular ottomans and bench seating for flexible, collaborative spaces, move and assemble to create a different look.
- Cluster together or use as stand-alone pieces.
- Seating upholstered in Granite Grey with panels and Cube Large cushion upholstered in Dove Grey quilted fabric.
- Sound absorbing, noise-reducing screens with bevelled edges and detailed cross-stitching on seams.
- Use to partition spaces or encourage communication with inspirational layouts.
- Booth and Bench steel frame finished in black powdercoat with matching leg sets for coffee tables.
- Add optional armrests to 1, 2 and 3 seaters with backrest.
- USB modules available in Cube and Bench seating (cable approx 1m in length from side of unit).
- Additional cushion accessories not included, please enquire with sales team about possible cushion options.


15  
YEAR  
WARRANTY  
\*\*\*\*\*

**ASSEMBLY**  
REQUIRED

**Fabric**



Granite Grey



Dove Grey (Quilted)



Cross-stitching (Panel seam)





**Cube**

- 650w x 650d x 420h
- Optional with 1x USB module (2 ports)



**Cube with Backrest**

- 650w x 650d x 720h
- Optional with 1x USB module (2 ports)



**Cube Curved**

- 870w x 680d x 420h
- Optional with 1x USB module (2 ports)



**Cube Large**

- 1000w x 1000d x 720h
- Includes weighted cushion



**Stool**

- 500w x 500d x 400h



**Corner Coffee Table**

- 562w x 640d x 275h
- Black powdercoat legs
- Top available in White, Black and Atlantic Oak
- Assembly required



**Straight Coffee Table - Small**

- 650w x 650d x 275h
- Black powdercoat legs
- Top available in White, Black and Atlantic Oak
- Assembly required



**1 Seater with Backrest**

- 650w x 650d x 720h
- Arms Upgrade
- Optional with 1x USB module (2 ports)
- Black powdercoat frame
- Assembly required



**2 Seater with Backrests**

- 1300w x 650d x 720h
- Arms Upgrade
- Optional with 1x USB module (2 ports)
- Black powdercoat frame
- Assembly required



**3 Seater with Backrests**

- 1950w x 650d x 720h
- Arms Upgrade
- Optional with 1x USB module (2 ports)
- Black powdercoat frame
- Assembly required



**Arms**

- 120w x 650d x 340h
- Available individually or as a pair



**1 Seater Booth**

- 710w x 680d x 1405h
- Optional with 1x USB module (2 ports)
- Black powdercoat frame
- Assembly required



**2 Seater Booth**

- 1360w x 680d x 1405h
- Optional with 1x USB module (2 ports)
- Black powdercoat frame
- Assembly required











**3 Seater Booth**

- 2010w x 680d x 1405h
- Optional with 1x USB module (2 ports)
- Black powdercoat frame
- Assembly required









**Freestanding Panel**

- 1300w x 250d x 1410h
- Black powdercoat base

PRODUCT	CODE	DESCRIPTION
	<b>KG_CONXOTMN_GG</b>	<b>Conexion Cube</b> - Granite Grey
	<b>KG_CONXOTMNUSB_GG</b>	<b>Conexion Cube USB</b> - Granite Grey (1x USB module - 2 ports)
	<b>KG_CONXOTMNBCK_GG</b>	<b>Conexion Cube with Backrest</b> - Granite Grey
	<b>KG_CONXOTMNBCKUSB_GG</b>	<b>Conexion Cube with Backrest USB</b> - Granite Grey (1x USB module - 2 ports)
	<b>KG_CONXOTMNCUR_GG</b>	<b>Conexion Cube Curved</b> - Granite Grey
	<b>KG_CONXOTMNCURUSB_GG</b>	<b>Conexion Cube Curved USB</b> - Granite Grey (1x USB module - 2 ports)
	<b>KG_CONXOTMNSHR_DGGG</b>	<b>Conexion Cube Large</b> - Dove Grey/Granite Grey Includes weighted cushion.
	<b>KG_CONXSTOOL_GG</b>	<b>Conexion Stool</b> - Granite Grey

 = 48 hour dispatch (order to be received by 10am)







PRODUCT	CODE	DESCRIPTION
<b>BOOTHS</b>		
	<b>KG_CONX1BACK_BS_GG</b>	<b>Conexion 1 Seater Booth</b> 1x Seat with backrest - Granite Grey Includes 1x back and L&R side panels - Dove Grey
	<b>KG_CONX1BACKUSB_BS_GG</b>	<b>Conexion 1 Seater Booth - USB</b> 1x Seat with backrest - Granite Grey Includes 1x back and L&R side panels - Dove Grey (1x USB module - 2 ports)
	<b>KG_CONX2BACK_BS_GG</b>	<b>Conexion 2 Seater Booth</b> 2x Seats with backrests - Granite Grey Includes 2x back and L&R side panels - Dove Grey
	<b>KG_CONX2BACKUSB_BS_GG</b>	<b>Conexion 2 Seater Booth - USB</b> 2x Seats with backrests - Granite Grey Includes 2x back and L&R side panels - Dove Grey (1x USB module - 2 ports)
	<b>KG_CONX3BACK_BS_GG</b>	<b>Conexion 3 Seater Booth</b> 3x Seats with backrests - Granite Grey Includes 3x back and L&R side panels - Dove Grey
	<b>KG_CONX3BACKUSB_BS_GG</b>	<b>Conexion 3 Seater Booth - USB</b> 3x Seats with backrests - Granite Grey Includes 3x back and L&R side panels - Dove Grey (1x USB module - 2 ports)

 = 48 hour dispatch (order to be received by 10am)









# COLLABORATION SPACES

## CONEXION

15  
YEAR  
WARRANTY  
★★★★★

PRODUCT	CODE	DESCRIPTION
<b>SEATERS</b>		
	<b>KG_CONX1BACK_GG</b>	<b>Conexion 1 Seater</b> 1x Seat with Backrest - Granite Grey (no panels included)
	<b>KG_CONX1BACKUSB_GG</b>	<b>Conexion 1 Seater - USB</b> 1x Seat with Backrest - Granite Grey (no panels included) (1x USB module - 2 ports)
	<b>KG_CONX2BACK_GG</b>	<b>Conexion 2 Seater</b> 2x Seats with Backrests - Granite Grey (no panels included)
	<b>KG_CONX2BACKUSB_GG</b>	<b>Conexion 2 Seater - USB</b> 2x Seats with Backrests - Granite Grey (no panels included) (1x USB module - 2 ports)
	<b>KG_CONX3BACK_GG</b>	<b>Conexion 3 Seater</b> 3x Seats with Backrests - Granite Grey (no panels included)
	<b>KG_CONX3BACKUSB_GG</b>	<b>Conexion 3 Seater - USB</b> 3x Seats with Backrests - Granite Grey (no panels included) (1x USB module - 2 ports)








**48**  = 48 hour dispatch (order to be received by 10am)

PRODUCT	CODE	DESCRIPTION
<b>CUSTOMISE - CREATE YOUR OWN LAYOUT</b>		
	<b>KG_CONXBENFRI_B</b>	<b>Conexion Bench Frame 1</b> - Black Suits 1 Seater
	<b>KG_CONXBENFREX_B</b>	<b>Conexion Bench Frame Extendable</b> - Black Suits 2 & 3 Seater
	<b>KG_CONXBEN_GG</b>	<b>Conexion Bench Seat</b> - Granite Grey
	<b>KG_CONXBENBCK_GG</b>	<b>Conexion Bench Seat with Backrest</b> - Granite Grey
	<b>KG_CONXBENBCKUSB_GG</b>	<b>Conexion Bench Seat with Backrest USB</b> - Granite Grey (1x USB module - 2 ports)
	<b>KG_CONXBENBP_DG</b>	<b>Conexion Bench Back Panel</b> - Dove Grey
	<b>KG_CONXBENSPR_DG</b>	<b>Conexion Bench Side Panel Right</b> - Dove Grey
	<b>KG_CONXBENSPL_DG</b>	<b>Conexion Bench Side Panel Left</b> - Dove Grey

# COLLABORATION SPACES

## CONEXION

15  
YEAR  
WARRANTY  
\*\*\*\*\*

PRODUCT	CODE	DESCRIPTION
<b>UPGRADES</b>		
	<b>KG_CONXARM_L_GG</b>	<b>Conexion Arm LH</b> - Granite Grey Suitable for 1, 2 and 3 seaters with backrest
	<b>KG_CONXARM_R_GG</b>	<b>Conexion Arm RH</b> - Granite Grey Suitable for 1, 2 and 3 seaters with backrest
	<b>KG_CONXARM_LR_GG</b>	<b>Conexion Arm LH &amp; RH (Pair)</b> - Granite Grey Suitable for 1, 2 and 3 seaters with backrest
<b>ACCESSORIES</b>		
	<b>KG_CONXFSPANEL_DG</b>	<b>Conexion Freestanding Panel</b> - Dove Grey
	<b>KG_CONXCTLEG_B</b>	<b>Conexion Coffee Table Leg</b> - Black (Each)
	<b>KG_CONXCNRTOP_##</b>	<b>Conexion Corner Coffee Table Top</b> (Requires 3 legs)
	<b>KG_CONXSSMTOP_##</b>	<b>Conexion Straight Coffee Table Top</b> - Small (Requires 4 legs)

MELAMINE

## = Please specify Melamine finish





## FEATURES

**WARRANTY**

**Frame:** 15 years

**DELIVERY TIMES**

**Stock Items:** Finishes/combinations shown in this pricelist - **3 weeks**

**Standard Projects:** Standard components, alternate mix of 'Motion Felt' / Eurotex PU upholstery - **3 weeks**

**Custom Projects:** Non-standard components or non-standard upholstery - **3 weeks**

**FREIGHT**

Please check with your Distributor for Freight Policy.

**ASSEMBLY**

Assembly is required for the majority of MotionOffice products and is not included in the product price.

**CUSTOM ITEMS**

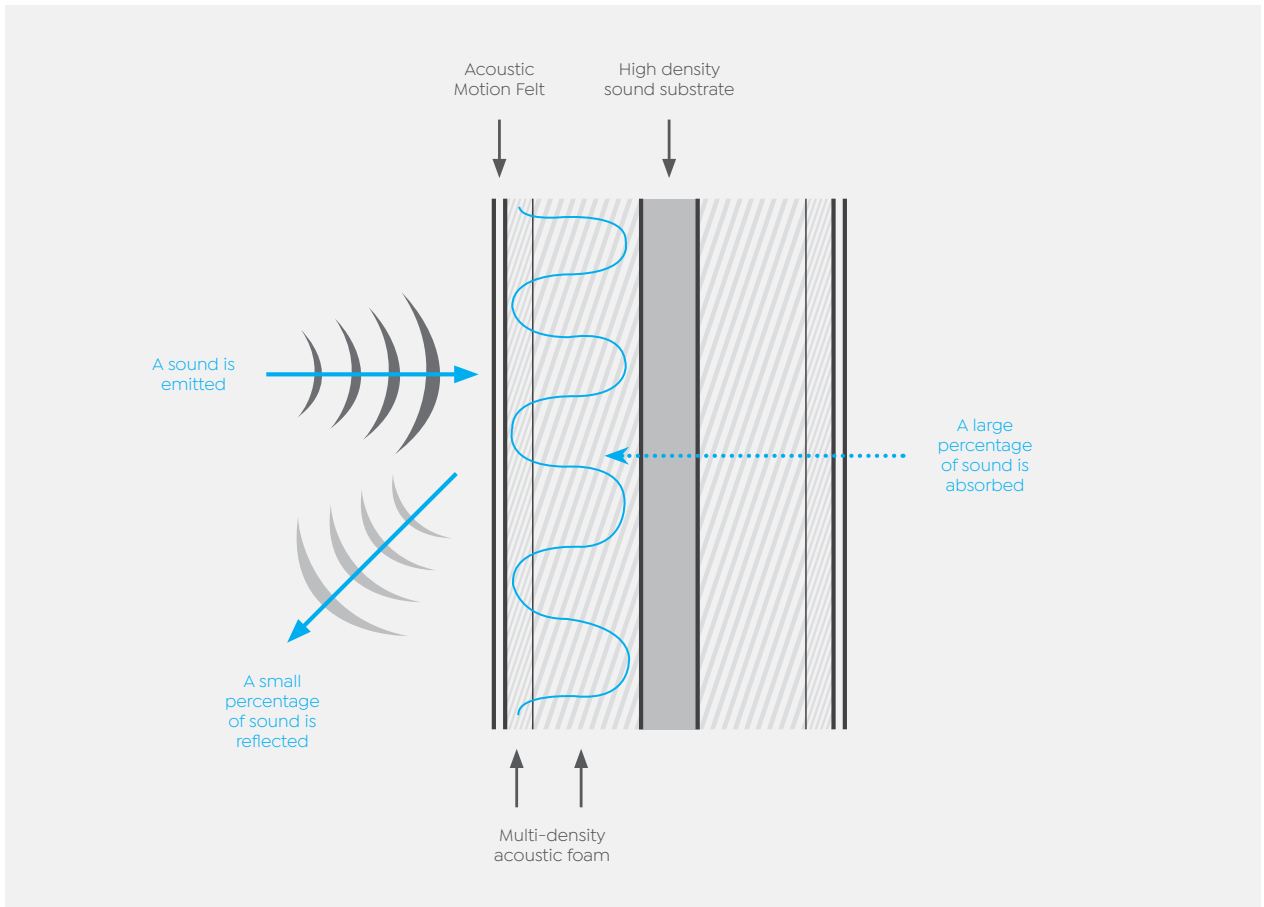
30% deposit is required on custom orders (*a custom order is any order with fabric other than the stock finishes shown on these pages*). All custom orders must go through the MotionOffice Configurator at [motionoffice.com](http://motionoffice.com) or any custom items not shown in this document or on the configurator must go through a sign off process. The above delivery times maybe subject to change based on fabric & order information and international holidays. Some custom fabrics according to manufacturers specifications may be unsuitable. Please check with your MotionOffice sales representative when placing your order.

## Standard wall materials absorb 3%, MotionOffice has been tested and absorbs 76% of sound waves!

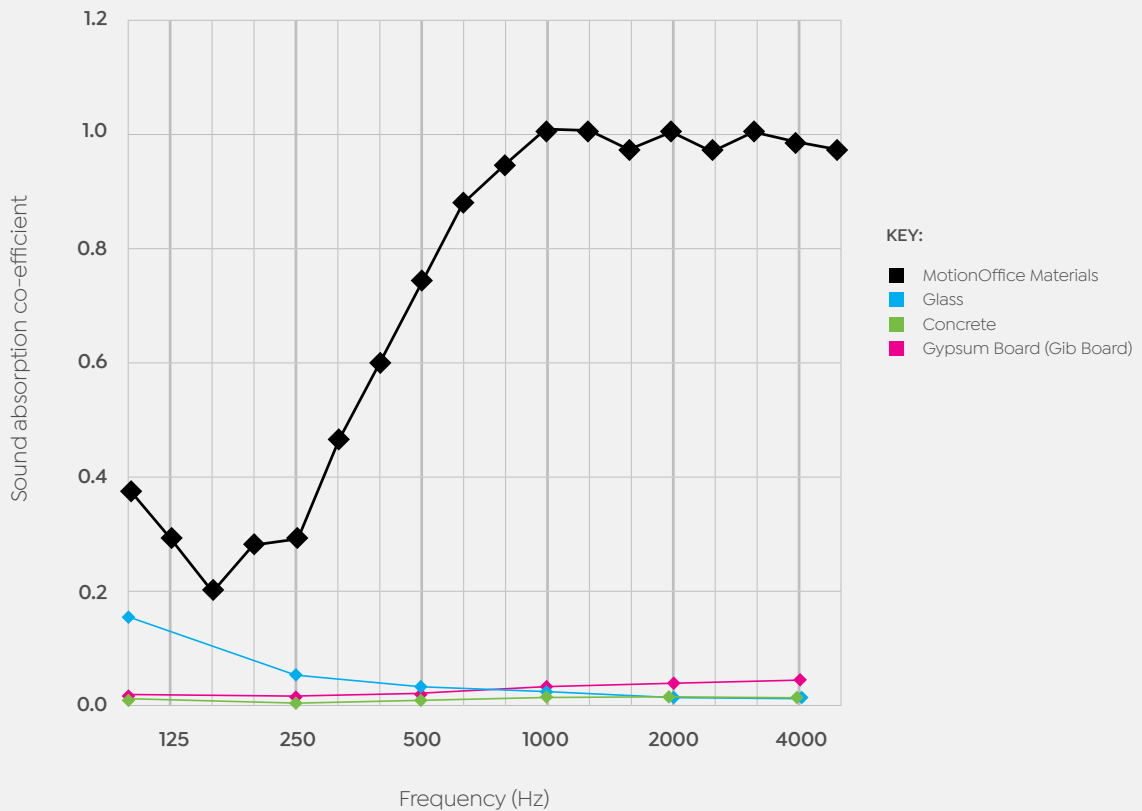
Imagine standing in the middle of a room with all concrete surfaces and one open window, and you blow a loud whistle. The sound that hits the open window passes right through. The sound that hits the concrete surfaces in the room begin to reflect back. The NRC (Noise Reduction Coefficient) of the open window would be 1.00 which is the absence of sound reflection. The NRC of concrete is .03, indicating that 97% of the noise that hits the concrete surfaces will reflect back off the surface. The NRC value of a surface simply denotes its ability to absorb vs reflect sound. The higher the NRC value, the stronger the sound absorption and the lower the sound reflection in the room.

**MotionOffice panels have an NRC rating of 0.76 which means that 76% of the sound wave entering into the material will be captured and converted. MotionOffice dramatically contributes to reduction of noise bleed in open plan environments!**






**MotionOffice Acoustics - absorbs 76% of sound waves!**



# MOTION FELT

**Motion Felt** Motion Felt can be used to upholster all MotionOffice products.



Motion Felt is a wool blend textile with a soft hand and contemporary colour-ways that will add a subtle, elegant distinction to larger, upholstered furniture items. Motion Felt is yarn dyed and has been milled to give it a direction-less felted appearance. The milling process also increases the inherent durability and water repellent properties, which along with the natural flame resistant properties of wool, makes this fabric very suitable for heavy commercial use.

### Technical Specifications

Type:	Upholstery
Composition:	50% Wool 50% Polyester
Weight:	750g/lin.m
Roll Width:	150cm
Repeat:	None
Abrasion:	100,000 rubs (Martindale)
Pilling:	4-5, BS EN ISO 12945-2:2000
Light Fastness:	4-5, BS EN ISO 105-B02
Flammability:	BS EN 1021.1 (cigarette) BS EN 1021.2 (match) CAL TB 117-2013
Colour Matching:	Batch to batch variations in colour may occur within commercial tolerances

### Maintenance & Cleaning

Wool is naturally anti-static and water repellent making it less likely to attract dirt and absorb spillages. It is important to keep the fabric clean as this will extend the life of the fabric and preserve its fire retardant properties. Frequent (weekly) vacuuming on low suction is advised to remove dust and loose soiling. Under normal commercial use we recommend cleaning 1-3 times yearly by a professional dry cleaning service. It is important to protect the fabric from direct and refracted sunlight as this will ensure that the fabric retains its original colour.

### Spot Cleaning

Soiling should be acted on immediately to prevent lasting damage to the fabric. We always recommend testing stain removal detergents and solvents on an inconspicuous area first.

- Immediately absorb any liquids with an absorbent cloth.
- Scrape off any solidified material with a spoon.
- Remove loose material with a vacuum cleaner on low power.
- Wipe clean with a damp cloth using pH-neutral upholstery shampoo (follow directions on packaging). Do not scrub or use a stiff brush.
- Use clean water without any cleaning product for the final clean.
- Do not use dish washing or laundry detergents. Do not use detergents, bleach, ammonia or soap intended for hard surfaces.
- Dry with a clean white cloth using a circular dabbing motion to avoid edge marks. Use of hair dryer may also help avoid edge marks.
- Allow to dry thoroughly before reusing.

This is intended as a guide only. We recommend consultation with a fabric care professional.


### Environmental

As a caring, corporate citizen, we support the responsible stewardship of the earth, its inhabitants and its resources.

Our fabrics are designed and made to last, and in their manufacture, use and disposal, embody the environmental principles of Reduce, Reuse & Recycle.

Fire retardants are bromide free.  
Dyes are free from heavy metals.

**Eurotex PU** Eurotex PU can be used to upholster MotionOffice seat bases on custom orders only.



### Technical Specifications

Non-Phthalate  
(PHTHALATE FREE) CPSIA 2008 Section 108, HR4040




### General Requirements

- Abrasion Resistance 100,000+ Double Rubs ASTM D 4157-07 Wyzenbeek / CFFA-1A
- Mildew Resistance ASTM G21-96 / CFFA-120
- Anti-Bacterial AATCC 147 / CFFA-300
- Anti-Microbial ASTM G21-96 / CFFA-120
- Ultra Violet Resistance 500 Hours ASTM G26-96 Method C I CFFA-2
- Weathering Resistance ASTM G153-00S Cycle, 1500 hrs (Formerly G23-99)
- Chlorine Resistance mi - TLWI-317: no significant color change or stiffening
- Cold Crack - 30°C Federal Standard No.191 A-Method 5874 / CFFA-6
- Stain Resistance with Resilience Protection

### Flammability Requirements




California Fire Code Technical Bulletin No. 117, Section E  
MVSS 302  
NFPA 260  
BS5852.1  
IMO A.652 (16) 8.2  
UFACCLASS 1  
ASINZS 1530.3  
CPAI-84 A

# INDIVIDUAL SPACES

PRODUCT	CODE	DESCRIPTION	
<b>ZIP</b>			
	<b>MZIP1CLST_LW</b>	<b>Motion Zip 1</b> Includes 1x Motion Zip Worktop	Lacquered White
	<b>MZIP1CLST_BE</b>	<b>Motion Zip 1</b> Includes 1x Motion Zip Worktop	Solid Beech
	<b>MZIP2CLST_LW</b>	<b>Motion Zip 2</b> Includes 2x Motion Zip Worktops	Lacquered White
	<b>MZIP2CLST_BE</b>	<b>Motion Zip 2</b> Includes 2x Motion Zip Worktops	Solid Beech
	<b>MZIP3CLST_LW</b>	<b>Motion Zip 3</b> Includes 3x Motion Zip Worktops	Lacquered White
	<b>MZIP3CLST_BE</b>	<b>Motion Zip 3</b> Includes 3x Motion Zip Worktops	Solid Beech
	<b>MZIP4CLST_LW</b>	<b>Motion Zip 4</b> Includes 4x Motion Zip Worktops	Lacquered White
	<b>MZIP4CLST_BE</b>	<b>Motion Zip 4</b> Includes 4x Motion Zip Worktops	Solid Beech
	<b>MZIP5CLST_LW</b>	<b>Motion Zip 5</b> Includes 5x Motion Zip Worktops	Lacquered White
	<b>MZIP5CLST_BE</b>	<b>Motion Zip 5</b> Includes 5x Motion Zip Worktops	Solid Beech
	<b>MZIP6CLST_LW</b>	<b>Motion Zip 6</b> Includes 6x Motion Zip Worktops	Lacquered White
	<b>MZIP6CLST_BE</b>	<b>Motion Zip 6</b> Includes 6x Motion Zip Worktops	Solid Beech
	<b>MLPW7_CLST</b>	<b>UPGRADE</b> <b>Motion Wedge</b> Use with Zip and Shell (Pre-drilled service locations in front of seats)	




**NOTE: UPHOLSTERED STANDARD IN MOTION FELT - FOR SPLICE & CUSTOM FABRIC OPTIONS PLEASE CALL FOR A QUOTATION.**

# INDIVIDUAL SPACES

PRODUCT	CODE	DESCRIPTION	
<b>SHELL</b>			
	<b>MSHEL1CLST_LW</b>	<b>Motion Shell 1</b> Includes Motion Shell Worktop	Lacquered White
	<b>MSHEL1CLST_BE</b>	<b>Motion Shell 1</b> Includes Motion Shell Worktop	Solid Beech
	<b>MSHEL2CLST_LW</b>	<b>Motion Shell 2</b> Includes 2x Motion Shell Worktops	Lacquered White
	<b>MSHEL2CLST_BE</b>	<b>Motion Shell 2</b> Includes 2x Motion Shell Worktops	Solid Beech
	<b>MLPW7_CLST</b>	<b>UPGRADE</b> <b>Motion Wedge</b> Use with Zip and Shell (Pre-drilled service locations in front of seats)	











**NOTE: UPHOLSTERED STANDARD IN MOTION FELT - FOR SPLICE & CUSTOM FABRIC OPTIONS PLEASE CALL FOR A QUOTATION.**

# COLLABORATIVE SPACES





PRODUCT	CODE	DESCRIPTION	
<b>MEETING</b>			
	<b>MCPMT4CLST_LW</b>	<b>Motion Meeting</b> Includes Motion Meeting Table (Pre-drilled service locations in front of seats)	Lacquered White
	<b>MCPMT4CLST_BE</b>	<b>Motion Meeting</b> Includes Motion Meeting Table (Pre-drilled service locations in front of seats)	Solid Beech
<b>RING</b>			
	<b>MRING14_CLST</b>	<b>Motion Ring - Mid</b> Includes 1400 mm walls (Excludes Free Chair and Motion Coffee Table)	
	<b>MRING11_CLST</b>	<b>Motion Ring - Low</b> Includes 1100 mm walls (Excludes Motion Otto's and Motion Coffee Table)	
<b>EXPO</b>			
	<b>MEXPO5CLST_LW</b>	<b>Motion Expo - Medium</b> (Pre-drilled service locations in front of seats)	Lacquered White
	<b>MEXPO5CLST_BE</b>	<b>Motion Expo - Medium</b> (Pre-drilled service locations in front of seats)	Solid Beech

**NOTE: UPHOLSTERED STANDARD IN MOTION FELT - FOR SPLICE & CUSTOM FABRIC OPTIONS PLEASE CALL FOR A QUOTATION.**

# COLLABORATIVE SPACES

PRODUCT	CODE	DESCRIPTION
<b>ARC</b>		
	<b>MARC2_CLST</b>	<b>Motion Arc 2</b> 2 x Motion Loop - Curved 60° Outer Back (Pre-drilled service locations in front of seats)
	<b>MARC3_CLST</b>	<b>Motion Arc 3</b> 3 x Motion Loop - Curved 60° Outer Back (Pre-drilled service locations in front of seats)
	<b>MARC4_CLST</b>	<b>Motion Arc 4</b> 4 x Motion Loop - Curved 60° Outer Back (Pre-drilled service locations in front of seats)
	<b>MARC5_CLST</b>	<b>Motion Arc 5</b> 5 x Motion Loop - Curved 60° Outer Back (Excludes Motion Round Table) (Pre-drilled service locations in front of seats)
	<b>MARC3W11_CLST</b>	<b>Motion Arc 3 - Low</b> 3 x Motion Loop - Curved 60° Outer Back 1100 mm walls (Pre-drilled service locations in front of seats)
	<b>MARC3W14_CLST</b>	<b>Motion Arc 3 - Mid</b> 3 x Motion Loop - Curved 60° Outer Back 1400 mm walls (Pre-drilled service locations in front of seats)
	<b>MARC4W11_CLST</b>	<b>Motion Arc 4 - Low</b> 4 x Motion Loop - Curved 60° Outer Back 1100 mm walls (Pre-drilled service locations in front of seats)
	<b>MARC4W14_CLST</b>	<b>Motion Arc 4 - Mid</b> 4 x Motion Loop - Curved 60° Outer Back 1400 mm walls (Pre-drilled service locations in front of seats)
	<b>MARC5W11_CLST</b>	<b>Motion Arc 5 - Low</b> 5 x Motion Loop - Curved 60° Outer Back 1100 mm walls (Pre-drilled service locations in front of seats)
	<b>MARC5W14_CLST</b>	<b>Motion Arc 5 - Mid</b> 5 x Motion Loop - Curved 60° Outer Back 1400 mm walls (Pre-drilled service locations in front of seats)




# COLLABORATIVE SPACES

PRODUCT	CODE	DESCRIPTION	
<b>ARC WORKTOP</b>			
	<b>MARC2STOP_LW</b>	<b>Motion Arc 2</b> Segment Worktop Suits 1100 mm walls only <i>Indent Only</i>	Lacquered White
	<b>MARC2STOP_BE</b>	<b>Motion Arc 2</b> Segment Worktop Suits 1100 mm walls only <i>Indent Only</i>	Solid Beech
	<b>MARC3STOP_LW</b>	<b>Motion Arc 3</b> Segment Worktop Suits 1100 mm walls only <i>Indent Only</i>	Lacquered White
	<b>MARC3STOP_BE</b>	<b>Motion Arc 3</b> Segment Worktop Suits 1100 mm walls only <i>Indent Only</i>	Solid Beech
	<b>MARC4STOP_LW</b>	<b>Motion Arc 4</b> Segment Worktop Suits 1100 mm walls only <i>Indent Only</i>	Lacquered White
	<b>MARC4STOP_BE</b>	<b>Motion Arc 4</b> Segment Worktop Suits 1100 mm walls only <i>Indent Only</i>	Solid Beech
	<b>MARC5STOP_LW</b>	<b>Motion Arc 5</b> Segment Worktop Suits 1100 mm walls only <i>Indent Only</i>	Lacquered White
	<b>MARC5STOP_BE</b>	<b>Motion Arc 5</b> Segment Worktop Suits 1100 mm walls only <i>Indent Only</i>	Solid Beech

**INDENT ONLY - Please allow 12 weeks from date of order.**







# COLLABORATIVE SPACES

PRODUCT	CODE	DESCRIPTION	
	<b>MDISC6_CLST</b>	<b>Motion Disc 6</b> 6 x Motion Loop Curved 60° Inner Back (Pre-drilled service locations in front of seats)	
	<b>MDISC3_CLST</b>	<b>Motion Disc 3</b> 3 x Motion Loop Curved 60° Inner Back (Pre-drilled service locations in front of seats)	
	<b>MDISCTOP_LW</b>	<b>Motion Disc Centre Infill</b> Includes top and legs	Lacquered White
	<b>MDISCTOP_BE</b>	<b>Motion Disc Centre Infill</b> Includes top and legs	Solid Beech

**NOTE: UPHOLSTERED STANDARD IN MOTION FELT - FOR SPLICE & CUSTOM FABRIC OPTIONS PLEASE CALL FOR A QUOTATION.**











# COLLABORATIVE SPACES

PRODUCT	CODE	DESCRIPTION
<b>FIN &amp; CAPE</b>		
	<b>MFIN1_CLST</b>	<b>Motion Fin 1</b> (Pre-drilled service locations in front of seats)
	<b>MFIN2_CLST</b>	<b>Motion Fin 2</b> (Pre-drilled service locations in front of seats)
	<b>MCAP1_CLST</b>	<b>Motion Cape 1</b> (Pre-drilled service locations in front of seats)
	<b>MCAP2_CLST</b>	<b>Motion Cape 2</b> (Pre-drilled service locations in front of seats)

Backrest Covers: Please specify your chosen colour at time of original order. Additional charges will apply for fabric covers ordered after original supply. For code and colour options see following page.







**NOTE: UPHOLSTERED STANDARD IN MOTION FELT - FOR SPLICE & CUSTOM FABRIC OPTIONS PLEASE CALL FOR A QUOTATION.**

# COLLABORATIVE SPACES

PRODUCT	CODE	DESCRIPTION	
<b>BACKREST COVERS</b>			
	<b>MBKCOV06_AS</b>	<b>Motion Backrest Cover</b> Ash Grey	650 mm
	<b>MBKCOV14_AS</b>	(Suitable for Fin and Cape)	1400 mm
	<b>MBKCOV06_ST</b>	<b>Motion Backrest Cover</b> Stone Grey	650 mm
	<b>MBKCOV14_ST</b>	(Suitable for Fin and Cape)	1400 mm
	<b>MBKCOV06_CL</b>	<b>Motion Backrest Cover</b> Charcoal Grey	650 mm
	<b>MBKCOV14_CL</b>	(Suitable for Fin and Cape)	1400 mm
	<b>MBKCOV06_DB</b>	<b>Motion Backrest Cover</b> Deep Blue	650 mm
	<b>MBKCOV14_DB</b>	(Suitable for Fin and Cape)	1400 mm
	<b>MBKCOV06_IC</b>	<b>Motion Backrest Cover</b> Ice Blue	650 mm
	<b>MBKCOV14_IC</b>	(Suitable for Fin and Cape)	1400 mm
	<b>MBKCOV06_EM</b>	<b>Motion Backrest Cover</b> Emerald Green	650 mm
	<b>MBKCOV14_EM</b>	(Suitable for Fin and Cape)	1400 mm
	<b>MBKCOV06_BB</b>	<b>Motion Backrest Cover</b> Bumblebee Yellow	650 mm
	<b>MBKCOV14_BB</b>	(Suitable for Fin and Cape)	1400 mm
	<b>MBKCOV06_AV</b>	<b>Motion Backrest Cover</b> Avocado Green	650 mm
	<b>MBKCOV14_AV</b>	(Suitable for Fin and Cape)	1400 mm
	<b>MBKCOV06_SO</b>	<b>Motion Backrest Cover</b> Sunset Orange	650 mm
	<b>MBKCOV14_SO</b>	(Suitable for Fin and Cape)	1400 mm
	<b>MBKCOV06_CR</b>	<b>Motion Backrest Cover</b> Chilli Red	650 mm
	<b>MBKCOV14_CR</b>	(Suitable for Fin and Cape)	1400 mm

Backrest Covers: Please specify your chosen colour at time of original order. Additional charges will apply for fabric covers ordered after original supply.

# FLEXIBLE SPACES

PRODUCT	CODE	DESCRIPTION
<b>LOOP</b>		
	<b>MLPS7_ST</b>	<b>Motion Loop - Straight</b> (Pre-drilled service locations in front of seats)
	<b>MLPC60_ST</b>	<b>Motion Loop - Curved 60°</b> (Pre-drilled service locations in front of seats)
	<b>MLPS7B_CLST</b>	<b>Motion Loop - Straight</b> with Backrest (Pre-drilled service locations in front of seats)
	<b>MLPC60BO_CLST</b>	<b>Motion Loop - Curved 60°</b> Backrest Outside (Pre-drilled service locations in front of seats)
	<b>MLPC60BI_CLST</b>	<b>Motion Loop - Curved 60°</b> Backrest Inside (Pre-drilled service locations in front of seats)
	<b>MLPC90BO_CLST</b>	<b>Motion Loop - Curved 90°</b> Backrest Outside (Pre-drilled service locations in front of seats)

**NOTE: UPHOLSTERED STANDARD IN MOTION FELT - FOR SPLICE & CUSTOM FABRIC OPTIONS PLEASE CALL FOR A QUOTATION.**












**Motion Loop  
Example 1**



- 1 x Motion Loop Straight
- 1 x Motion Loop Straight Back
- 2 x Motion Loop Curved 60° Outer Back
- 1 x Motion Loop Curved 60° Inner Back

**CODE: MLOOPEX1\_CLST**

# FLEXIBLE SPACES

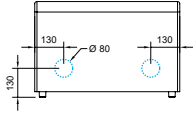
PRODUCT	CODE	DESCRIPTION	
<b>TABLES</b>			
	<b>MST75B_LW</b>	<b>Motion Coffee Table</b> <span style="color: red; font-weight: bold;">RUN-OUT</span> Straight - Black Frame 400 mm high <b>(12 Month Warranty)</b>	Lacquered White
	<b>MST75B_BE</b>	<b>Motion Coffee Table</b> <span style="color: red; font-weight: bold;">RUN-OUT</span> Straight - Black Frame 400 mm high <b>(12 Month Warranty)</b>	Solid Beech
	<b>M60TB_LW</b>	<b>Motion Coffee Table</b> <span style="color: red; font-weight: bold;">RUN-OUT</span> Curved - Black Frame 400 mm high <b>(12 Month Warranty)</b>	Lacquered White
	<b>M60TB_BE</b>	<b>Motion Coffee Table</b> <span style="color: red; font-weight: bold;">RUN-OUT</span> Curved - Black Frame 400 mm high <b>(12 Month Warranty)</b>	Solid Beech

PRODUCT	CODE	DESCRIPTION
<b>ACCESSORIES</b>		
	<b>MPLANT_B</b>	<b>Plant Holder</b> Black Powdercoat 140h x 98w
	<b>MMAG_B</b>	<b>Magazine Holder</b> Black Powdercoat 365h x 300w
	<b>MMBRAC_B</b>	<b>Monitor Bracket</b> Black Powdercoat 460h x 250w
	<b>MHOOK_B</b>	<b>Bag/Coat Hook</b> Pack of 3 Black Powdercoat 90h x 80w
	<b>MNAME_B</b>	<b>Name Plate</b> Black Powdercoat 50h x 150w x 55d
	<b>MF##</b>	<b>Motion Felt</b> Per metre
	<b>MFROLL_##</b>	<b>Motion Felt</b> Per metre/roll (50m)

PRODUCT	CODE	DESCRIPTION
<b>POWER &amp; DATA</b>		
	<b>PIXEL</b>	<b>Pixel</b> Black - 1500mm Lead (See following page for pixel cutout locations)
	<b>MOCPORT</b>	<b>Motion Panel Cable Port</b> 30 x 88mm Charcoal (Suitable for Wave, Zip and Shell)


# PIXEL LOCATIONS

## Base 650mm



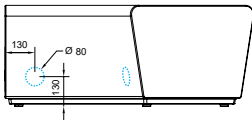
Fin 1      Cape 1

## Base 1400mm



Fin 2      Cape 2      Meeting

## Loop

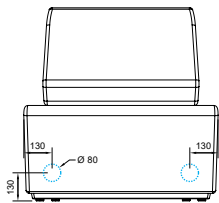


Straight      60°      Straight      60° Outer



60° Inner      90° Outer

## Wedge

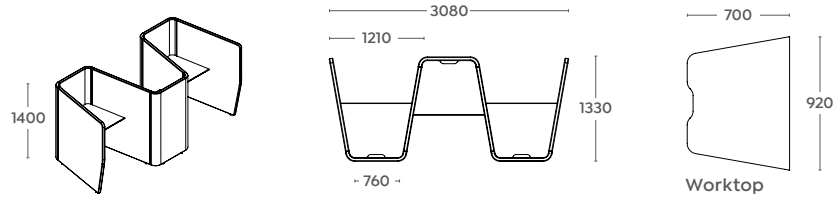


Wedge

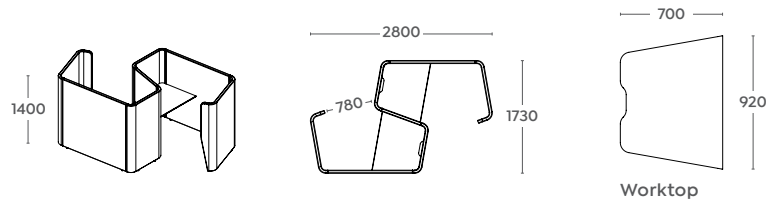


# DIMENSIONS

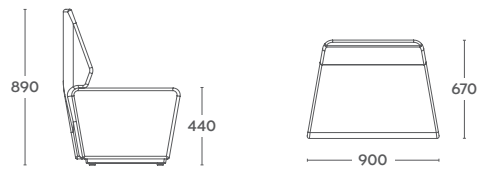
## Motion Zip



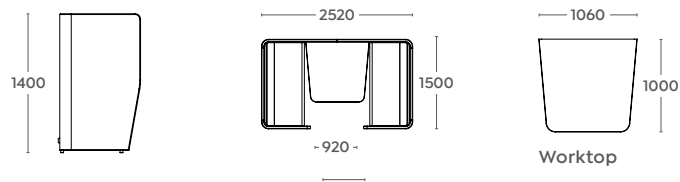
## Motion Shell



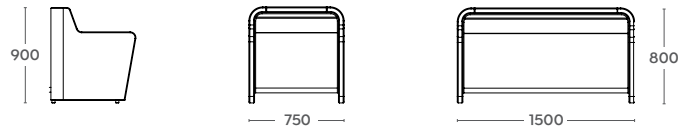
## Motion Wedge



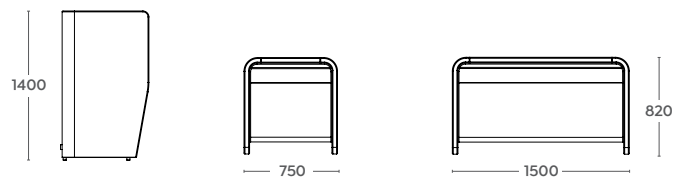
## Motion Meeting



## Motion Fin

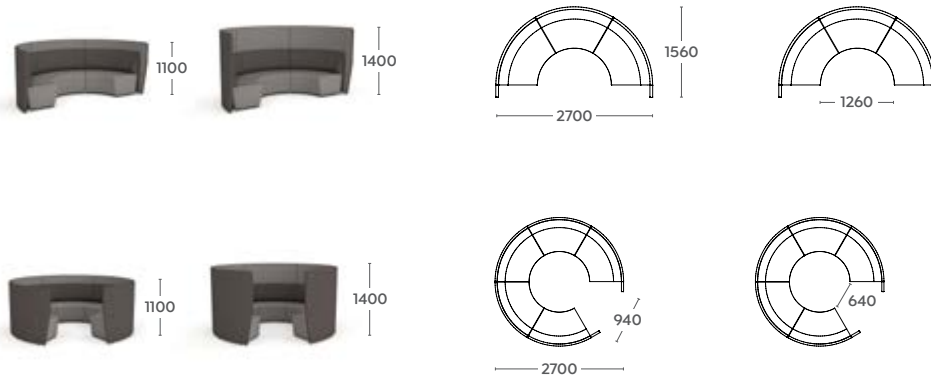


## Motion Cape

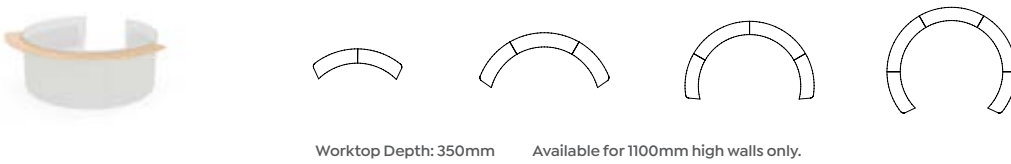


# DIMENSIONS

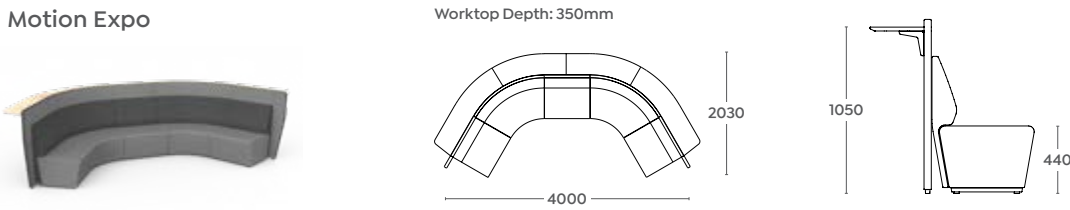
## Motion Arc



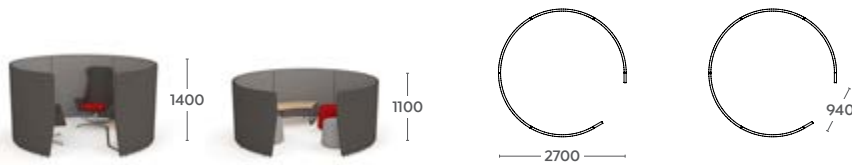
## Motion Arc Worksurface



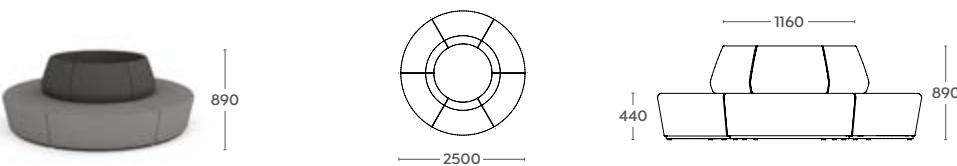
## Motion Expo



## Motion Ring



## Motion Disc



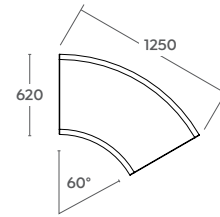

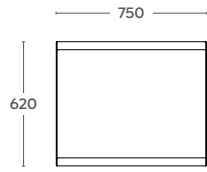
# DIMENSIONS

## Motion Loop



Straight

60°

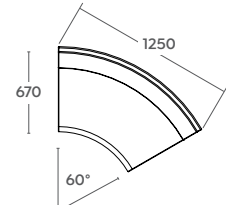
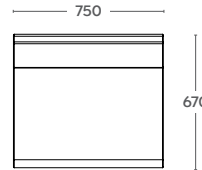
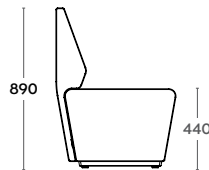


## Motion Loop with Backrest



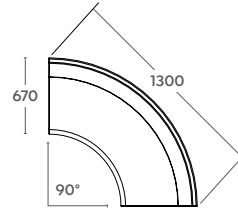
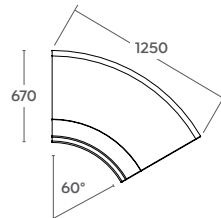
Straight

60° Outer

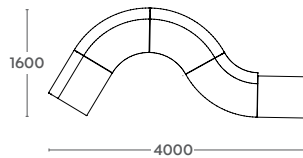


60° Inner

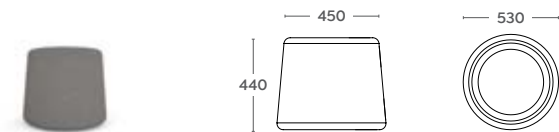
90° Outer



## Motion Loop Example 1



## Motion Otto



440

450

530



 **KNIGHT**

0800 143 143  
info@knightgroup.co.nz  
knightgroup.co.nz

