



October 14, 2023

Directors,

I hope your school year is starting out well! The UIL 6A Area E Marching Contest is quickly approaching and we want to ensure you receive all the necessary materials so you can begin planning for this important event. A schedule will be available on the UIL Region 13 website, <https://uilregion13.com> following the last region marching contest on October 14, 2023. Please review this information packet carefully and share it with your directors, volunteers, and drivers.

The 2023 UIL 6A Area E Marching Contest will be held on **Saturday, October 21st** at Challenger Columbia Stadium (1955 W Nasa Blvd, Webster, TX 77598). In the event of inclement weather, every effort will be made to complete Prelims. If necessary, Prelims may be declared the Finals. Should extreme weather conditions prevent Prelims from being completed on October 21st, the entire event will be rescheduled for Tuesday, October 24, 2023 at Challenger Columbia Stadium.

To ensure a positive contest experience for all participating groups, your cooperation and respect for all rules, guidelines, contest staff, and contest volunteers is appreciated.

Included in this packet are the following items:

- General information
- Sample schedule of warm-up and performance times *this will be updated once all Region contests have concluded
- Maps displaying parking, warm-up areas, and stadium/field flow

If you have any questions that are not answered in this packet, please feel free to email or call. The UIL staff wishes you the best in your contest preparation!

Sincerely,

Bill Duggan
UIL Area E Executive Secretary

General Information

Arrival and Check-In

Please plan to arrive at least 90 minutes prior to your performance time. Trucks/trailers should not arrive before the times listed below. Restrooms will be available inside the home and visitor side of the stadium for your students to use when you arrive. The visitor stands will not be open to watch groups until 3:00pm.

Truck/Trailer Arrival Times

Prelims Order	Group	Earliest Truck Lot Arrival Time
#1		8:00am
#2		8:15am
#3		8:30am
#4		8:45am
#5		9:00am
#6		9:30am
#7		9:45am
#8		10:00am
#9		10:15am
#10		10:30am
#11		10:45am
#12		11:45pm
#13		12:00pm
#14		12:15pm
#15		12:30pm
#16		12:45pm
#17		1:00pm
#18		1:30pm
#19		1:45pm
#20		2:00pm
#21		2:15pm
#22		2:30pm
#23		2:45pm

Arrival and Check-In

Please plan to arrive at least 90 minutes prior to your performance time. Restrooms will be available on the home and visitor side of the stadium for your students to use when you arrive. **The visitor side will not be open to watch groups until 3:00 pm.**

A check-in tent/table will be on the outside of the stadium (home side), near the truck parking lot. One director from your program should check-in at this table once you arrive. In addition to contest materials, you will be given a total of 15 passes: 5 director passes and 10 passes for chaperones and parent volunteers. Any additional volunteers will need to purchase an admission ticket (\$7.00 each). Volunteers helping the band get on/off the field will not need to purchase a ticket, however they will need to purchase an admission ticket if they want access to the stadium before or after your performance. See link below to purchase tickets.

Band Parking

Trucks will enter the stadium grounds at the southernmost entrance on Nasa Blvd (near the district warehouse). Please ask your drivers to refrain from backing up in the truck lot (NO HONKING – ask for parking attendant help if needed). **ONLY 18-WHEELERS, BOX TRUCKS, AND TRUCKS TOWING TRAILERS are permitted in truck parking. No other vehicles are allowed, including vehicles supporting band drinks, meals, etc. Please plan accordingly.** Buses will enter at the northernmost entrance on Nasa Blvd (the spectator entrance), drive around to the visitor side parking lot, and park behind the visitor stands. No pit or band warmup is allowed at your bus or in the equipment truck parking lot. Please be courteous and mindful with where you unload, stack, and store equipment in the lot - this is a shared space! For student safety, **only contest staff** will be permitted to utilize ATVs/Golf Carts at the contest site.

In case of an emergency, or if buses or trucks need to be moved, all drivers should remain on site for the duration of your time at the contest. All vehicles will need to display Parking Decal provided by the contest host and include the driver's cell number in case a vehicle needs to be moved.

We will provide Bus Driver Hospitality on the 2nd floor of the Field House. Drivers are invited to spend time in that room or on the terrace but are asked not to go to other parts of the field house or stadium where spectators are not permitted. Please share this information with your drivers and ensure they have some sort of credential from you or their district identifying them as a bus driver.

Every band must complete the Bus and Truck Survey: <https://forms.gle/MTfoaeQSWMN8Cjpy8>

Spectator Parking

Spectator parking for this event is free. Spectators will enter the stadium grounds at the northernmost entrance on Nasa Blvd. Please make sure your parents and spectators allow time to park, walk into the stadium, and find a seat prior to your performance time. Performing students who are driving to/from the stadium will also park in these lots.

Admission

Admission to the contest is \$7.00 per person, online only, CASH NOT ACCEPTED. The admission ticket is good for both Prelims and Finals. Encourage your parents and other attendees to purchase their tickets at least 30 minutes before arriving to allow for processing and to avoid a large crowd at the entrance.

Here is the link to purchase tickets:

<https://tri.ps/y5Fy4>

Clear Bag Policy

Clear Creek ISD has a strict Clear Bag Policy (enclosed in this packet). Please share with your families.

First Aid

First aid and emergency personnel will be available near the field house in the south end zone area.

Warmup

Please instruct your students to refrain from playing until your specific warmup time begins. The schedule of performance times indicates your warmup Area: A, B or C. See the attached map for reference. Please note, there is no indoor warmup location at Challenger Stadium - warmup for all groups will be outside.

Please begin moving towards your warmup zone *10 minutes* prior to your scheduled warmup start time. If you need assistance in the parking lot and warmup lot, volunteers will be on hand to help you.

You may only warmup in your specific area. **PLEASE FACE ALL SECTIONS AWAY FROM THE STADIUM DURING WARMUP!** The use of metronomes and PA systems is allowed, but all systems should be wired and set to a reasonable volume. You may not use wireless transmitters during warmup.

All bands must leave the warm-up area by the designated time. A monitor will be on hand to inform you of your remaining warmup time (10 minutes, 5 minutes, 1 minute, etc.). Your band will have *15 minutes* to transit to the stadium.

Pit Warmup

Pit, or front ensemble, warmup will be located in the same parking lot as the other warmup zones. The use of amplification, wireless equipment, cymbals, impact drums, and other loud percussive instruments is prohibited. Please use soft mallets **ONLY** during warmup. It is your responsibility to make sure your pit equipment is at the entrance gate prior to your band's entrance time. Percussion directors: your battery percussion must warmup near the band warmup area (near the grass). If you would like to warmup your pit with your battery, you need to do so in the band warmup area.

Performance:

All marching performers and props will enter the field through the east gate near the south end zone. At the direction of the contest official, you may enter the gate and begin staging **ON** the track and/or tarp leading to the field but may **NOT** go **PAST** the track until the band on the field begins their field exit. At that time, props and marching performers may move up to the goal line until their band is announced to enter the field. Once your band has been announced to enter the field, your setup time will begin. A contest official will be there to help you.

Pit instruments, podiums, and oversized props will enter the field through the west gate near the south end zone. At the direction of the contest official, you may enter the gate and begin staging on the black tarp but may **NOT** cross the back line of the endzone until the band on the field begins their field exit. At that time, pit instruments and podiums may move up to the 20-yard line until their band is announced

to enter the field. If you have a special setup, or need special accommodations, please discuss these with the contest official at the gate prior to your report time. You are responsible for moving your props from the prop staging area to the gate, and on/off the field. Please see the field flow map for further clarification.

Electrical Power

Using a generator for electrical power is STRONGLY encouraged! If you do not use a generator, electrical outlets will be located along the frontside area at the base of the home stands. One (1) extension cord will be provided at the 50-yard line outlet, but you need to provide your own extension cords for any other outlets you need to use. You should bring ALL necessary electrical components to connect your equipment to this extension cord.

*Note: The setup and use of power, sound equipment, and other electronics, etc. is at your own risk! All UIL rules regarding setup, timing, use of electronic components, and penalties will be enforced by the Area Executive Secretary. No accommodations will be made should there be a power failure at the provided electrical outlet. Again, **using a generator is strongly encouraged.** Generators are NOT permitted to be staged anywhere other than the concrete landing between the track and the stands. Under no circumstances should a generator be operated on the track or on the turf.*

Entering/Exiting the Field

Bands will have five (5) minutes to set up on the field, eight (8) minutes to perform, and two (2) minutes to exit the field. Please reference the Interval Timing sheet in this packet for more details. During field exit, the use of either verbal or instrumental cadence is optional but must cease at the end of the two-minute period.

Please refer to the C&CR Section 1105 and 1106 (Region and Area Marching Band Contest) for all rules, regulations, and guidelines. **It is the band director's responsibility to know all rules, regulations, and guidelines for this contest!**

Electrical/Motorized Equipment

Motorized equipment is not allowed on the turf surface. Please reference the Turf Care sheet in this packet for more details.

Wireless Frequencies

Please reference the attached flyer that details the wireless frequencies Challenger Columbia Stadium will be using. You are responsible for ensuring any wireless equipment you use is set to the proper channels.

Emergency Repair

An emergency instrument repair station, sponsored by Music & Arts, will be situated in the concourse area.

Entry Form/Script

A completed/signed Entry Form and announcer script must be on file with the Area Executive Secretary (Bill Duggan) prior to the time of your band's performance. You are strongly encouraged to scan and email these files (bill.duggan@uilregion13.com). A signed Form 1 form is not required.

Video

UIL and CCISD will not be providing a videographer for this contest. You and your district are responsible for securing an appropriate third-party contractor, adhering to the Marching Band Educational Use Video Agreement and following all UIL rules and regulations. If you need a place within the stadium to record video, your district supervisor must provide a letter to Greg Goodman (CCISD VPA Director) that details that either you or your district will accept all financial responsibility for UIL compliance. Please direct any questions about this to Mr. Goodman at: ggoodman@ccisd.net. Your videographer should check in to the tent to receive a credential.

Video recording from an official videographer or band representative will be allowed on the landing located on the first level of the press box, on the north (scoreboard) side. No videography will be allowed from the second level of the press box – this is the judges' area.

Judges' Comments

Judges' comments and composite scoring will be made available on the Competition Suite website after the verification process. It will be available to anyone on the website so make sure your assistants and helpers know to keep results private until after the Drum Major retreat and results are announced.

Post-Performance

If you choose to stay and watch other performances, or wait for Prelims or Finals results, your band can do so on the home side of the stadium if there is space - the visitor side stands will open after 3:00 pm for groups to watch. Please DO NOT use the endzone entrances to access the stands – only use the main entrances to the home and visitor side. Visitor stands will **not** be available to watch finals.

As students move about the contest site, they should either be in uniform or in an identifiable band t-shirt and be escorted and monitored by directors or chaperones at all times. All chaperones in the stands should have wristbands or have purchased an admission ticket. Students should only move in/out of the stands between performances; in addition, they are expected to stay quiet and seated during each band's performance.

Prelims/Finals Draw

The **Prelims** performance draw order is available on the Region 13 website, <https://uilregion13.com/>. Bands that do not qualify for Area will be eliminated from the original Prelims draw order. The **Finals** performance draw order is also available on the Region 13 website. Bands that do not advance to Finals will be eliminated from the original Finals draw order.

Retreat & Awards

Retreat for both Prelims and Finals will be Drum Majors and (at the discretion of the director) Color Guard Captains. Please indicate on the bus/truck survey if you will have Drum Majors at Retreat. Drum Majors should report to the west gate on the south end of the stadium (near the field house) in full uniform 10 minutes prior to the last performing band of Prelims. A volunteer or contest official will be on hand to help the Drum Majors line up.

Contest Office

Press box and contest office access is available for Head Directors only, or their representative, on the 1st level of the press box. The contest office will be located on the 2nd level of the press box. An elevator is available from inside the stadium on the home side.

Program

There will be no printed programs for the Area Marching Contest - all band program and show information will be posted online and made available to spectators via a link/QR-code on their smartphone. If you have not done so already, please complete the program information form here.

<https://forms.gle/MBZA7St1H8jwHGvr5>

Vendor

PepWear will be at the contest selling souvenirs, shirts, and other band-related merchandise. PepWear will not be open after Finals is complete, so encourage parents/students to plan accordingly.

Concessions/Food

We will have the concession stand on the home side open during the contest. The visitor side concessions will not be open. A concessions menu with pricing will be emailed out prior to the contest. Please let us know ASAP if your band will be staying to eat concessions for lunch.

Please inform your boosters volunteers that there is no cooking allowed (electric, gas, grill, etc.) on site at Challenger Columbia Stadium; however, you are allowed to bring pre-cooked or catered food onto the premises. All food brought to the competition must stay in the truck parking lot area - do not bring food into the stadium. NO eating in the Bus area. Tents for food must be set up near your equipment trucks. Please plan on bringing large trash bags to bag up your group's trash...there will only be a limited number of trash cans available in the parking lots. Group collected trash bags together. Drivers delivering food must drop-off food at the designated location on the Overview Map, they may NOT enter the truck area with a vehicle. It is recommended that you bring wagons, etc. to aide with food delivery. **Please complete the Supplies/Food Delivery Survey** so we may be prepared to help you get your food from the entrance to your truck: <https://forms.gle/ZLyTDeaq4nRP51faA>

Contest Day Communication

We will utilize the Band App as a method of mass communication for this event, please have your staff and any necessary parent volunteers sign up using the link below:

<https://band.us/n/a8af99e4k3w5V>

Emergency Phone Numbers:

Bill Duggan (Exec. Sec. Region 13/Area E):	(281) 638-3213	bill.duggan@uilregion13.com
David Lambert (Exec. Sec. Region 17):	(713) 703-1324	dlambert55@comcast.net
Ben Gollehon (Exec. Sec. Region 19)	(281) 507-7436	bengollehon@gmail.com
Greg Goodman (Director of VPA, CCISD):	(281) 607-6052	ggoodman@ccisd.net
Greg Goodman - mobile	(281)-642-0340	
Kyle Norman (Contest Host)	(210) 296-8323	krnorman@ccisd.net

*****CONTEST SCHEDULE HERE*****

Area E Marching – Overview Map

-  Restrooms
-  PepWear
-  Repair
-  First Aid
-  Handicap Parking
-  No Traffic
-  Bus Traffic
-  Truck Traffic
-  Spectator Traffic

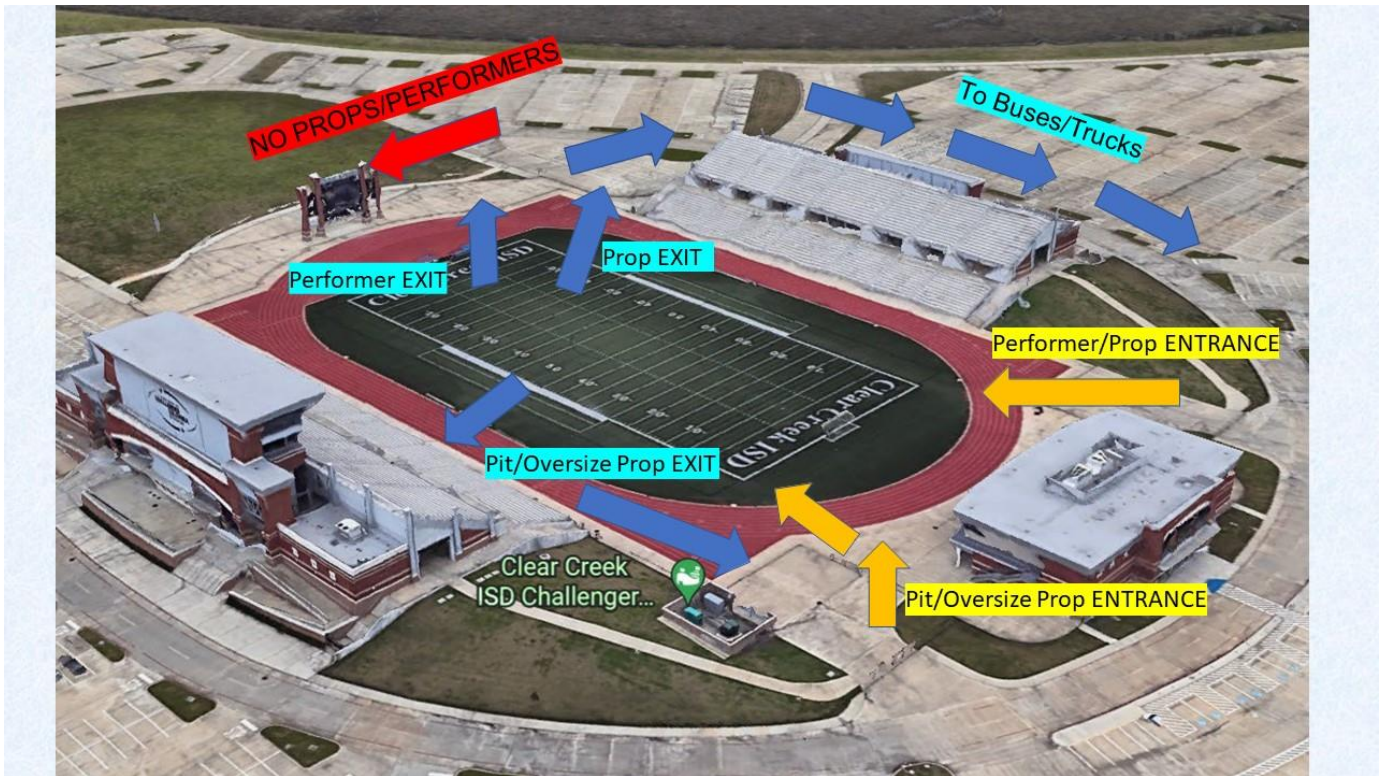


Warmup Lot
 -Battery percussion should warmup on the drive or grass adjacent to the assigned band warmup area.
 -All performers should warmup facing away from the stadium.
 -Metronome/PA volumes should be set as low as possible. You may be asked to turn your speaker down/off if it is too loud.
 -Color guards should not use glock-blocks for pulse [sticks, clapping, etc. is acceptable].
 -Please reference for the contest information packet for more information about warmup.

Truck Parking
 -There should be room at each truck to unload equipment, props, and pit percussion equipment.
 -All large/oversized props should be moved to the prop holding area behind the field house.
 -There is NO warmup in the truck parking lot.
 -All equipment should be loaded within 1 hour of the completion of your performance. Your trucks and buses should be able to stay parked for the duration of the contest if you choose to stay.

Challenger Columbia Stadium – Saturday, October 21, 2023

Field Flow Map



Pre-Stage Area – Marching Performers/Props to track and/or Tarp, Pit/Podiums on tarp up to Endzone

Previous Band Begins Field Exit – Marching Performers/Props to Goal Line, Pit/Podiums to 20-yard line



Staging Areas Map

Challenger Columbia Stadium Wireless Microphone Frequencies

Please do NOT use the following frequencies for your wireless audio gear:

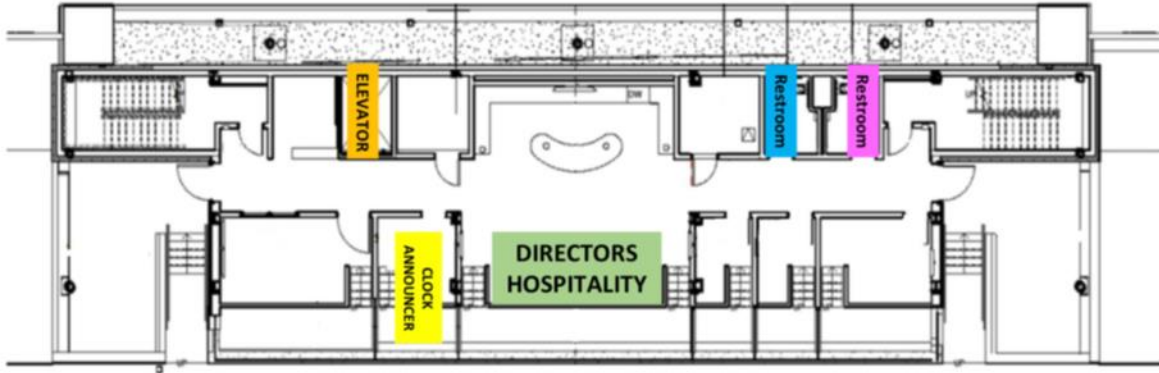
470.250Mhz – Shure Systems – Group: 17, Channel: 01

481.825Mhz – Shure Systems – Group: 05, Channel: 12

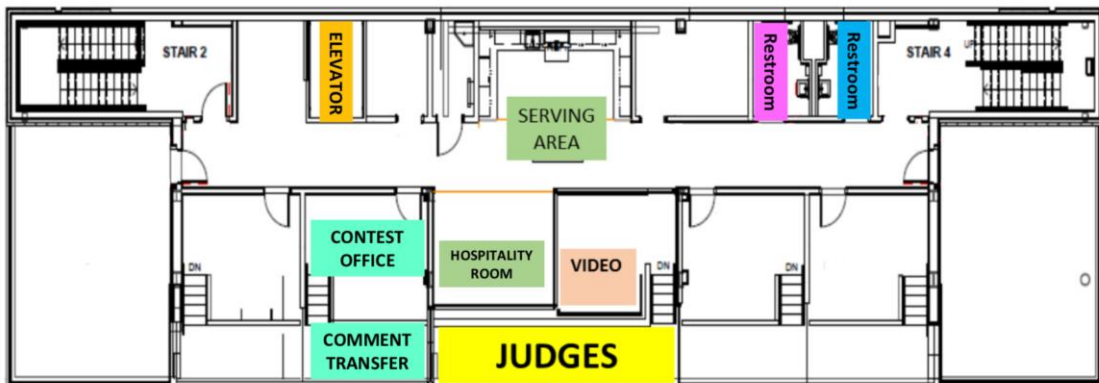
478.675Mhz – Shure Systems – Group: 07, Channel: 0



Press Box Level 1



Press Box Level 2



Timing for UIL Area E Marching Contest Saturday, October 21, 2023

Your band has a total of 15 minutes to move on the field, perform, and move off the field. Timing within the 15-minute interval will be broken down as follows:

- 5-minute clock: field entrance + setup/warmup/pre-show
- 8-minute clock: evaluated performance
- 2-minute clock: field exit

The 8-minute clock will begin *after* the 5-minute clock expires. Warm-up, or pre-show, is permitted during the 5-minute setup time; however, judges will be instructed to not begin their evaluation until the 8-minute clock shows 7:59.

During the previous band's exit, your band may move up to the goal line. Your front ensemble (percussion & DM ladder only) may move up to the 20 yd. line (outside the sideline).

The 5-minute setup time will not vary - all bands will be clocked for 5 minutes of setup. In other words, you cannot motion to the Press Box that your band is ready to go and have the clock reset and started before the five-minute setup time expires. If you do not wish to utilize the entire 5-minute set-up time you may hold your band at the field entrance to coordinate your ready time with the beginning of the announcement.

With 20 seconds remaining on the 5-minute clock, the announcer will read the final statement, which begins with, "Drum Majors..." The field clock will then stop and be reset to 8:00 minutes. The remaining 20 seconds of the official time will be kept on a stopwatch in the press box.

Your band will have 2 minutes to exit and clear the field.

TURF/TRACK SURFACE CARE

Any field props or equipment moved in and out of Legacy Columbia Stadium shall be able to distribute its weight so that at no point is the turf/track surface subjected to use that may cause a tear in the turf/track surface. The following list consists of potential weight distributing mechanisms that may be applied to mitigate excessive wear and possible tearing of the turf/track surface.

Pneumatic Tires

Do not subject the turf/track surface to loads greater than 35 pounds per square inch (i.e. pneumatic tires shall be inflated to a maximum of 35 psi). By the same token, pneumatic tires shall not be deflated to the point that they drag across the turf/track surface potentially causing a tear either.

Flat Free Tires

“Flat Free Tires” typically refers to solid rubber or plastic tires. These tires are rated for maximum capacities typically ranging anywhere from 50-300 pounds depending on its size - do not overload these types of tires. Overloading these tires will cause rutting and “catching” of the turf/track surface. This usually occurs on A/V carts that are overloaded with speakers, etc.

Common Problems & Items That Are Not Allowed

- Wheels or casters that are not operable, or otherwise stuck in a sideways position.
- Wheels or casters that are not designed, by size, to travel on turf/track surface and tend to, “sink into” the turf/track surface.
- Wheels or casters with braking levers that are under stress from being overweight that will stick into the turf/track surface and create a risk for tears.
- The use of props or stands with sharp points in the contact place within the turf/track surface that risks puncturing the field. Groups should protect the turf/track surface with appropriate rubber tips
- Dragging of equipment or props across the field.
- Generators that are leaking fluids.
- Gum – please make sure performers and helpers are not chewing gum.
- Turning tires while stationary could grab the rubber surface of the track and cause damage. This is typically seen on carts with a wagon-like handle, such as timpani carts



6A Area E
UIL Marching Contest

October 21, 2023

ALL DAY ADMISSION

\$7.00

*processing fees
will be added when purchased*

To Purchase scan or visit:



<https://tri.ps/y5Fy4>

Powered by



All sales are final, no refunds will be issued

All ticket sales will be online and will be sold throughout the day of contest.

*We encourage you to **PRE-PURCHASE** your ticket!!!*

Your email confirmation will be your access into the stadium.



To ensure visitor safety, along with quick and efficient entry into our event venues, Clear Creek ISD has instituted a *Clear Bag Regulation*. This will limit the size and type of bag allowed at sporting events, performances and graduations held at CCISD stadiums, as well as CCISD auditoriums.

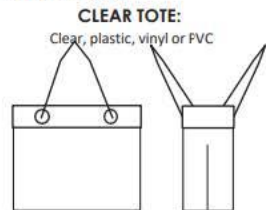
While Clear Creek ISD encourages visitors not to bring bags if possible; the following types of bags are permissible:

- Clear, plastic, vinyl or PVC bags
- Clear, plastic, one-gallon, re-sealable, Ziploc-style bags
- Clutch bags approximately the size of a hand (4 ½" X 6 ½")
- Medically necessary items

Visitors who bring bags that do not meet the criteria outlined, will not be permitted entrance into the venue.

Permitted Bags

Large Bags




CCISD STADIUMS:

Challenger Columbia Stadium
Veteran's Memorial Stadium

PLASTIC STORAGE BAG:

Clear, plastic, one-gallon, re-sealable, Ziploc-style



Small Bags

CLEAR OR SOLID COLOR SMALL CLUTCH BAG:

With or without a handle or strap approximately the size of a hand (4 ½" X 6 ½")



Non-Permitted Bags



Medical Items or Equipment

Visitors with medical items or equipment can enter any main facility entrance to have bags and equipment screened before admittance.

Questions? Contact the Safe and Secure Schools Department, 281-284-0063.