

LANDSCAPE PRODUCTS

Pavers, slabs and walls



 **BOLDUC**

Slabs

- 52 Citadin M60
- 56 Lotus
- 50 Prestige 65
- 54 Richelieu M60
- 53 Citadin 45
Step Covering System

Copings

- 57 Citadin 60
- 58 Prestige 65

Pavers

- 72 Acadia M70
- 62 Avenue 100 Permeable
- 68 Citadin M80
- 64 Hexagon 80
- 63 Linia 100
- 73 New England Classic
- 73 Opus
- 66 Prestige 80
- 70 Richelieu M80

Wallstones

- 82 Appalachian
- 78 Citadin 90
- 80 Laurentian 90
- 84 Mesa
- 76 Supra Citadin 180
- 83 Sutton





Steps

- 94 Acadia 150
- 90 Appalachian
- 91 Citadin 180
- 88 Citadin 90
- 89 Laurentian 90
- 92 Prestige 180
- 93 Richelieu 180

Curbs

- 97 Appalachian
- 95 Citadin
- 96 Laurentian
- 97 Regular and Medium






Other collection

- 98 The Essentials collection

Resources

- 100 Permeable pavement
- 101 Colors contributing to LEED program
- 102 Finishes guide
- 104 Pairing guide
- 106 Colors guide
- 109 Warranty

Legend

-  Premium finish
-  Permeable pavement
-  Moderate water infiltration
-  De-icing product damaging to the surface
-  Contributing to LEED program

- ▶ SUPRA CITADIN M60 SLAB, ICE GRAY
CITADIN 90 STEP, ICE GRAY
CITADIN 60 COPING, ICE GRAY

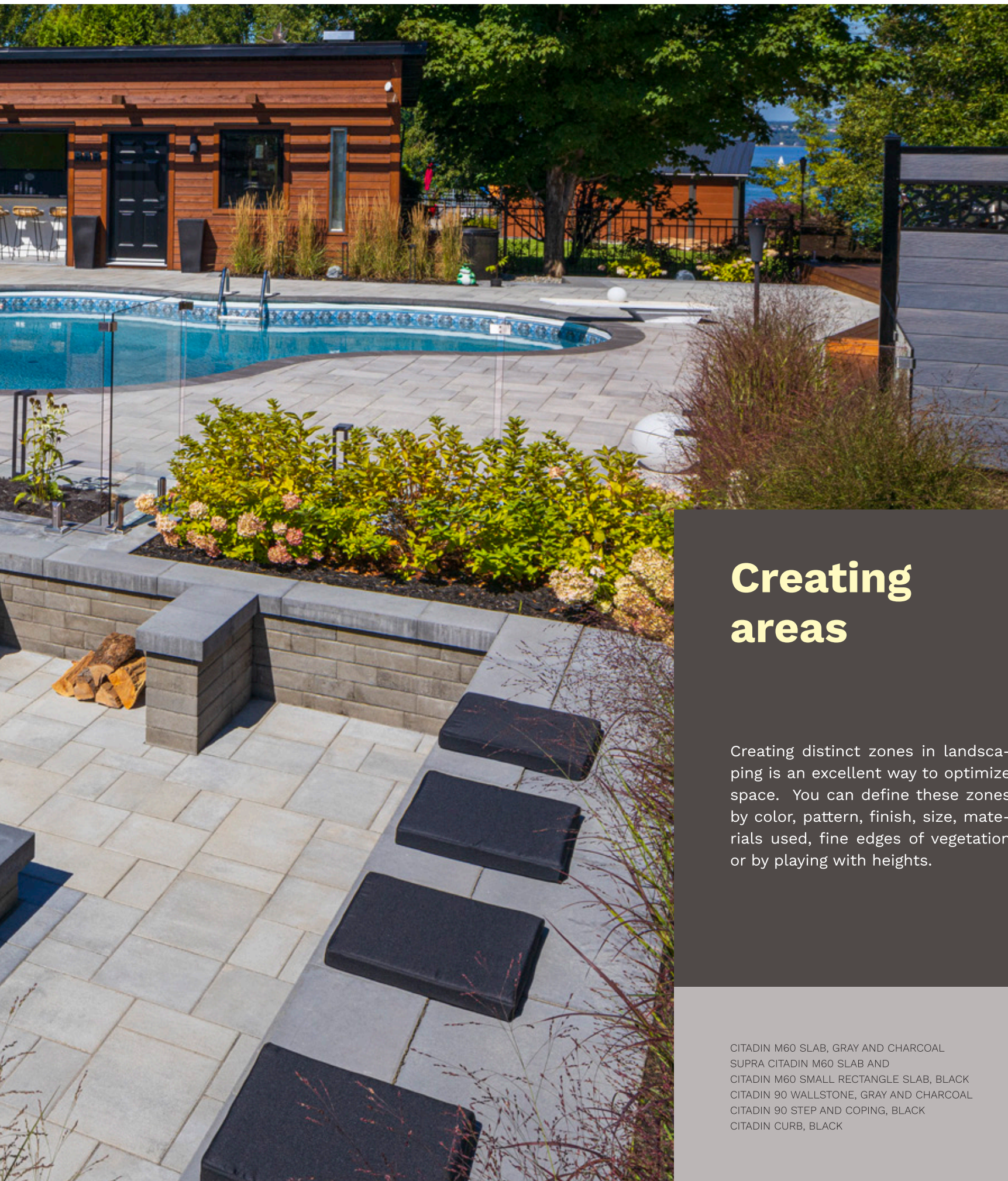
- ▼ PEEL STREET, MONTREAL



SUPRA CITADIN M60 SLAB, ICE GRAY
CITADIN 180 STEP, ICE GRAY
SUPRA CITADIN 180 BLOCK, ICE GRAY








Creating areas

Creating distinct zones in landscaping is an excellent way to optimize space. You can define these zones by color, pattern, finish, size, materials used, fine edges of vegetation or by playing with heights.

CITADIN M60 SLAB, GRAY AND CHARCOAL
SUPRA CITADIN M60 SLAB AND
CITADIN M60 SMALL RECTANGLE SLAB, BLACK
CITADIN 90 WALLSTONE, GRAY AND CHARCOAL
CITADIN 90 STEP AND COPING, BLACK
CITADIN CURB, BLACK










▲ SUPRA CITADIN M80 PAVER, ICE GRAY AND BLACK
 SUPRA CITADIN 180 BLOCK, ICE GRAY
 CITADIN 90 WALLSTONE, ICE GRAY
 CITADIN 90 WALLSTONE AND STEP, ICE GRAY

► CITADIN 180 STEP, BLACK
 SUPRA CITADIN M80 PAVER, BLACK
 RICHELIEU M80 PAVER, ICE GRAY
 CITADIN CURB, BLACK



▼ SUPRA CITADIN M80 PAVER, GRAY AND CHARCOAL,
CITADIN 90 STEP, GRAY AND CHARCOAL
SUPRA CITADIN 180 BLOCK, GRAY AND CHARCOAL








- ▶ CITADIN M80 PAVER, TRAVERTINE BEIGE AND BLACK
- ▲ SUPRA RICHELIEU M80 PAVER, GRAY AND CHARCOAL
SUPRA CITADIN 180 BLOCK, GRAY AND CHARCOAL
- ◀ SUPRA CITADIN M80 PAVER, ICE GRAY AND BLACK
CITADIN 90 WALLSTONE, ICE GRAY
CITADIN 45 STEP COVERING SYSTEM, ICE GRAY



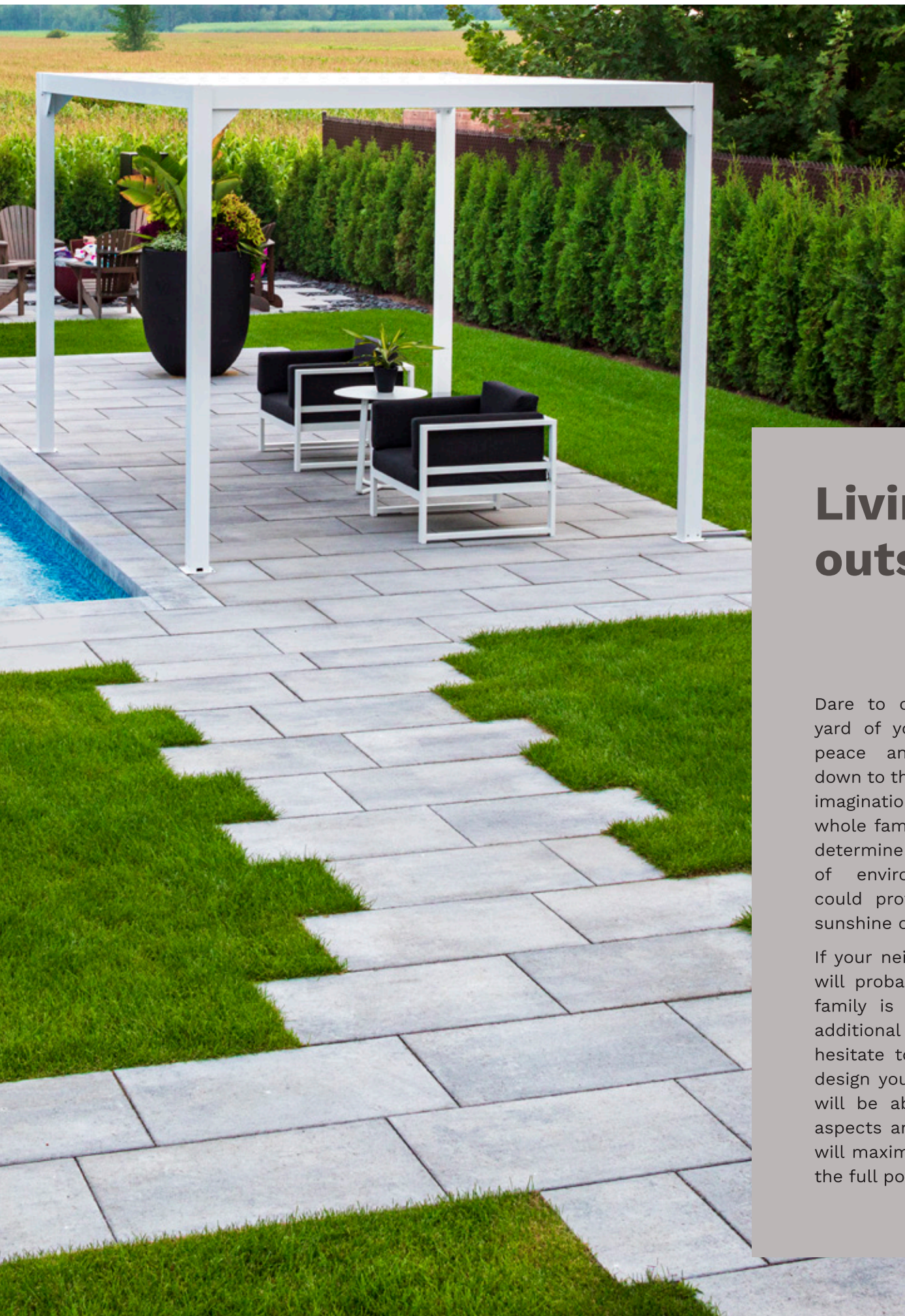
- ◀ CITADIN 45 STEP COVERING SYSTEM, ICE GRAY
CITADIN M60 SLAB, SANDSTONE BROWN
AND ICE GRAY
SUPRA CITADIN M60 SLAB, ICE GRAY
CITADIN 90 WALLSTONE, COPING AND STEP,
ICE GRAY
- ◀ LAURENTIAN 90 WALLSTONE, TRAVERTINE BEIGE
RICHELIEU M60 SLAB, TRAVERTINE BEIGE
CITADIN 90 COPING, IVORY BEIGE
- ▶ SUPRA CITADIN M60 SLAB, ICE GRAY
CITADIN 90 WALLSTONE, COPING AND STEP,
ICE GRAY
- ▼ CITADIN 90 WALLSTONE, ICE GRAY
LAURENTIAN 90 WALLSTONE, BLACK
SUPRA CITADIN M80 PAVER, ICE GRAY
CITADIN 45 STEP COVERING SYSTEM, ICE GRAY





SUPRA CITADIN M60 SLAB, ICE GRAY
CITADIN 90 WALLSTONE AND COPING, ICE GRAY
CITADIN 60 COPING, ICE GRAY





Living outside

Dare to offer yourself the backyard of your dreams! A haven of peace and well-being designed down to the last detail to meet your imagination and vision for the whole family. Establish your needs, determine your budget, be aware of environmental factors that could prove problematic such as sunshine or high winds.

If your neighbors are close by, you will probably need privacy. If your family is growing, you may need additional seating or storage. Don't hesitate to call on a specialist to design your landscaping plan. They will be able to advise you in all aspects and propose a design that will maximize the space and reveal the full potential of your backyard!

CITADIN M60 SLAB, ICE GRAY
CITADIN 90 WALLSTONE, ICE GRAY
CITADIN 90 STEP AND COPING, ICE GRAY








▲ CITADIN M60 SLAB GRAY, BLACK AND ICE GRAY
CITADIN 60 COPING, GRAY

► CITADIN M60 SLAB, ONYX GRAY AND ICE GRAY
LAURENTIAN 90 WALLSTONE, BLACK AND ICE GRAY
LAURENTIAN 90 STEP, ICE GRAY





◀ RICHELIEU M60 SLAB, TRAVERTINE BEIGE
SUPRA CITADIN 180 BLOCK, TRAVERTINE BEIGE
CITADIN 60 COPING, TRAVERTINE BEIGE

▼ CITADIN M60 SLAB, ICE GRAY AND BLACK
SUPRA CITADIN M60 SLAB, ICE GRAY
CITADIN 60 COPING, ICE GRAY
CITADIN 90 WALLSTONE AND STEP, BLACK





- ▲ SUPRA CITADIN M60 SLAB, ICE GRAY
CITADIN 60 COPING, ICE GRAY
- SUPRA CITADIN M60 SLAB, ICE GRAY
CITADIN M60 SMALL RECTANGLE SLAB, BLACK
CITADIN 60 COPING, BLACK
- ▼ CITADIN M60 SLAB, ICE GRAY
CITADIN 60 COPING, ICE GRAY







▲ CITADIN M60 SLAB, GRAY AND CHARCOAL
 SUPRA CITADIN M60 SLAB, BLACK
 CITADIN 90 WALLSTONE, GRAY AND CHARCOAL
 CITADIN 90 COPING, BLACK

▶ CITADIN M60 SLAB, ICE GRAY
 CITADIN 90 WALLSTONE, ICE GRAY
 CITADIN 90 COPING, ICE GRAY

▶ SUPRA CITADIN M60 SLAB, GRAY AND CHARCOAL
 SUPRA CITADIN 180 BLOCK, GRAY AND CHARCOAL
 CITADIN 90 COPING, GRAY AND CHARCOAL

Summer wouldn't be as wonderful without those evenings around the fire. Fireplaces, whether wood or propane, keep us warm and extend the light, allowing us to make the most of the season and enjoy some magical moments in good company.

Although safe distances are required, don't place the fire pit too far away from outdoor living spaces. If it is isolated in a corner of the yard, it will tend to be forgotten.

On the other hand, the fire pit will be highlighted and more in demand if it is integrated into the pool area, for example, or attached to the dining area.

Choose good quality and easy-to-maintain materials that match your landscape design.

The beauty, longevity and overall safety of the space are elements that flow directly from this choice.



**A fireplace
that brings
people
together**

- ▶ SUPRA CITADIN M60 SLAB, ICE GRAY
- ▼ SUPRA CITADIN M60 SLAB, ICE GRAY,
SUPRA CITADIN 180 BLOCK, ICE GRAY
CITADIN 60 COPING, BLACK



- ▶ CITADIN M60 SLAB, ICE GRAY
SUPRA CITADIN 180 BLOCK, ICE GRAY
CITADIN 90 COPING, BLACK

- ▶ CITADIN M60 SLAB, ICE GRAY
CITADIN M60 SMALL RECTANGLE SLAB, BLACK



► SUPRA CITADIN 180 BLOCK, TRAVERTINE BEIGE
CITADIN 180 STEP, TRAVERTINE BEIGE
CITADIN M60 SLAB, TRAVERTINE BEIGE

▼ SUPRA CITADIN 180 BLOCK, ICE GRAY
CITADIN 90 STEP AND COPING, ICE GRAY

▼ SUPRA CITADIN 180 BLOCK, GRAY AND CHARCOAL
CITADIN 90 COPING, GRAY AND CHARCOAL



A perfectly integrated low wall

Practical, aesthetic or downright essential, the low wall adapts to your layout to give you the best of itself. Many people use them for flower beds on the front of the house, to discreetly hide the foundations. You can also maximize a sloping lot by using them to build landings and stairs that are as safe as they are beautiful.

In addition to being versatile, low walls also offer many design possibilities! You can play with colors, textures, formats, heights and volumes! Don't forget to carefully choose the right type of block for your project based on the height of the wall and the type of soil.




▼ CITADIN 90 WALLSTONE, ICE GRAY
CITADIN 90 COPING, BLACK
CITADIN M60 SLAB, ICE GRAY
CITADIN M60 SMALL RECTANGLE SLAB, BLACK

▼ CITADIN M60 SLAB, ONYX GRAY AND ICE GRAY
LAURENTIAN 90 WALLSTONE, BLACK AND ICE GRAY
LAURENTIAN COPING, ICE GRAY

► CITADIN 90 WALLSTONE, ICE GRAY
CITADIN 90 COPING, ICE GRAY

► CITADIN 90 WALLSTONE, ICE GRAY
SUPRA CITADIN M60 SLAB, ICE GRAY
CITADIN 60 COPING, ICE GRAY







CITADIN M60 SLAB GRAY AND CHARCOAL
SUPRA CITADIN M60 SLAB AND SMALL RECTANGLE, BLACK



SLABS

- 52** Citadin M60
- 56** Lotus
- 50** Prestige 65
- 54** Richelieu M60
- 53** Citadin 45 step covering system


Copings

- 57** Citadin 60
- 58** Prestige 65

SLABS

PRESTIGE 65


PREMIUM FINISH 



Prestige 65

2¹/₂ x 15³/₄ x 23⁵/₈ in.
6.5 x 40 x 60 cm

Sold separately



2¹/₂ x 23⁵/₈ x 23⁵/₈ in.
6.5 x 60 x 60 cm

Sold separately

GRENART FINISH



● Granite gray




● Anthracite

SMOOTH FINISH



● Granite gray



● Anthracite



▲ PRESTIGE 65 SLAB, SMOOTH FINISH, GRANITE GRAY
CITADIN CURB, BLACK



◀ PRESTIGE 65 SLAB, SMOOTH FINISH,
GRANITE GRAY AND ANTHRACITE

▼ PRESTIGE 65 SLAB, GRENART FINISH, GRANITE GRAY
PRESTIGE 65 COPING, GRENART FINISH, ANTHRACITE



CITADIN M60

REGULAR AND SMOOTH
PREMIUM **1** FINISHES



Citadin M60

2³/₈ x 6³/₈ x 12¹³/₁₆ in.
6 x 16.3 x 32.5 cm

2³/₈ x 12¹³/₁₆ x 12¹³/₁₆ in.
6 x 32.5 x 32.5 cm

2³/₈ x 12¹³/₁₆ x 19³/₁₆ in.
6 x 32.5 x 48.8 cm

Sold together



Supra Citadin M60

2³/₈ x 19³/₁₆ x 32 in.
6 x 48.8 x 81.3 cm

Sold separately
Not available in sandstone brown




Citadin M60 small rectangle

2³/₈ x 6³/₈ x 12¹³/₁₆ in.
6 x 16.3 x 32.5 cm

Sold separately
Not available in onyx gray, sandstone brown, ice gray and travertine beige


† Anthracite brown is available in Citadin M60 small rectangle slab only.




● Ice gray *



● Onyx gray




● Black *



● Ivory beige * **1**



● Travertine beige *




● Gray



● Gray and charcoal *



● Sandstone brown



● Anthracite brown †





Citadin 45 covering system

1^{3/4} x 15^{3/4} x 15^{3/4} in.
4.5 x 40 x 40 cm

Sold separately

* Available in 5 colors: ice gray, black, travertine beige, gray and charcoal, ivory beige.



◀ SUPRA CITADIN M60 SLAB, ICE GRAY
CITADIN M60 SLAB, BLACK AND ICE GRAY
CITADIN M60 SMALL RECTANGLE SLAB, BLACK
CITADIN 60 COPING, BLACK

▲ CITADIN 45 STEP COVERING SYSTEM, ICE GRAY
SUPRA CITADIN M60 SLAB, ICE GRAY
CITADIN M60 AND SUPRA SLAB, ICE GRAY
CITADIN M60 SLAB, SANDSTONE BROWN
CITADIN 90 WALLSTONE, STEP AND COPING, ICE GRAY

▲ CITADIN M60 SLAB, ONYX GRAY
LAURENTIAN 90 STEP AND COPING, ICE GRAY

SLABS

LOTUS STONE

PATINART FINISH



Average dimensions

2 x 13 x 19^{3/4} in.
5 x 33 x 50 cm

Note: The modules have six different surface shapes to create carved stone arrangements.



● Gray and charcoal



● Travertine beige



▲ LOTUS STONE, GRAY AND CHARCOAL

COPINGS

CITADIN 60



Straight polished face

2³/₈ x 11¹³/₁₆ x 23⁵/₈ in.
6 x 30 x 60 cm




Bull-nosed

2³/₈ x 11¹³/₁₆ x 23⁵/₈ in.
6 x 30 x 60 cm


Bull-nosed coping is available on request



● Ice gray




● Onyx gray




● Black




● Ivory beige




● Anthracite brown



● Travertine beige



● Gray



● Gray and charcoal



● Sandstone brown

▲ CITADIN 60 STRAIGHT COPING , ICE GRAY
SUPRA CITADIN M60 SLAB, ICE GRAY

PRESTIGE 65



Bull-nosed

2¹/₂ x 11¹³/₁₆ x 23⁵/₈ in.
6.5 x 30 x 60 cm




Straight polished face


2¹/₂ x 11¹³/₁₆ x 23⁵/₈ in.
6.5 x 30 x 60 cm

Bull-nosed coping is not available in smooth finish

GRENART FINISH




● Granite gray




● Anthracite

SMOOTH FINISH



● Granite gray



● Anthracite



▲ PRESTIGE 65 STRAIGHT COPING,
GRENART FINISH, GRANITE GRAY

▶ PRESTIGE 65 STRAIGHT COPING,
SMOOTH FINISH, ANTHRACITE





PAVERS

- 72** Acadia M70
- 62** Avenue 100 Permeable
- 68** Citadin M80
- 64** Hexagon 80
- 63** Linia 100
- 73** New England Classic
- 73** Opus
- 66** Prestige 80
- 70** Richelieu M80

CITADIN M80

REGULAR AND SMOOTH
PREMIUM **1** FINISHES



Citadin M80 **1**

3¹/₈ x 6³/₈ x 12¹³/₁₆ in.
8 x 16.3 x 32.5 cm

3¹/₈ x 12¹³/₁₆ x 12¹³/₁₆ in.
8 x 32.5 x 32.5 cm

3¹/₈ x 12¹³/₁₆ x 19⁹/₁₆ in.
8 x 32.5 x 48.8 cm

Sold together
Not available in anthracite brown



Supra Citadin M80

3¹/₈ x 19³/₁₆ x 32 in.
8 x 48.8 x 81.3 cm

Sold separately
Not available in onyx gray,
sandstone brown and anthracite
brown



Citadin M80 small rectangle

3¹/₈ x 6³/₈ x 12¹³/₁₆ in.
8 x 16.3 x 32.5 cm

Sold separately
Not available in ice gray, Onyx
gray, gray and charcoal and
sandstone brown

† Anthracite brown is available
in Citadin M80 small rectangle
paver only.



● Ice gray



● Onyx gray



● Black



● Ivory beige **1**



● Travertine beige




● Gray




● Gray and charcoal



● Sandstone brown



● Anthracite brown †



▲ SUPRA CITADIN M80 PAVER, ICE GRAY AND BLACK

► CITADIN M80 PAVER, IVORY BEIGE AND BLACK
CITADIN 90 STEP, BLACK
SUPRA CITADIN 180 BLOCK, IVORY BEIGE



RICHELIEU M80

CARVED FINISH



Richelieu M80

3¹/₈ x 6³/₈ x 12¹³/₁₆ in.
8 x 16.3 x 32.5 cm

3¹/₈ x 12¹³/₁₆ x 12¹³/₁₆ in.
8 x 32.5 x 32.5 cm

3¹/₈ x 12¹³/₁₆ x 19⁵/₁₆ in.
8 x 32.5 x 48.8 cm

Sold together

Supra Richelieu M80

3¹/₈ x 19³/₁₆ x 32 in.
8 x 48.8 x 81.3 cm


Available in sandy gray, gray and charcoal and travertine beige.



● Ice gray



● Travertine beige



● Black



● Sandy gray



● Gray and charcoal



● Ashen beige



▲ SUPRA RICHELIEU M80 PAVER,
GRAY AND CHARCOAL



◀ RICHELIEU M80 PAVER, GRAY AND CHARCOAL
SUPRA CITADIN 180 BLOCK, GRAY AND CHARCOAL

▼ RICHELIEU M80 PAVER, GRAY AND CHARCOAL



ACADIA M70

PATINART FINISH



● Gray and charcoal



● Travertine beige



Acacia M70

2³/₄ x 3¹⁵/₁₆ x 7⁷/₈ in.
7 x 10 x 20 cm

2³/₄ x 7⁷/₈ x 7⁷/₈ in.
7 x 20 x 20 cm

2³/₄ x 7⁷/₈ x 11¹³/₁₆ in.
7 x 20 x 30 cm

Sold together



▲ ACADIA M70 PAVER, TRAVERTINE BEIGE



CITADIN 90 WALLSTONE, ICE GRAY
CITADIN 60 COPING, ICE GRAY

SUPRA CITADIN 180 BLOCK

SMOOTH FINISH



Regular

7^{7/8} x 8^{7/8} x 17^{3/4} in.
18 x 22.5 x 45 cm

Corner

7^{7/8} x 8^{7/8} x 17^{3/4} in.
18 x 22.5 x 45 cm



90 Coping

3^{1/2} x 11^{7/8} x 23^{5/8} in.
9 x 30 x 60 cm

Citadin 90 copings serve as cap stones for Supra Citadin 180 blocks.




90 Step

3^{1/2} x 15^{3/4} x 23^{5/8} in.
9 x 40 x 60 cm

Not available in Onyx gray

Citadin 90 steps serve as steps for Supra Citadin 180 blocks.



● Ice gray



● Onyx gray



● Black



● Ivory beige




● Travertine beige



● Gray



● Gray and charcoal



▲ SUPRA CITADIN 180 BLOCK, TRAVERTINE BEIGE
CITADIN 180 STEP, TRAVERTINE BEIGE
CITADIN M60 SLAB, TRAVERTINE BEIGE



◀ SUPRA CITADIN 180 BLOCK, ICE GRAY
CITADIN 180 STEP, ICE GRAY
SUPRA CITADIN M60 SLAB, ICE GRAY

▼ SUPRA CITADIN 180 BLOCK, ICE GRAY
CITADIN 90 STEP AND COPING, ICE GRAY
CITADIN M60 SLAB, ICE GRAY





LAURENTIAN 90

CARVED FINISH




Module 90

3¹/₂ x 9¹/₄ x 16⁵/₈ - 18 in.
9 x 23.6 x 42.2 - 45.8 cm


3¹/₂ x 9¹/₄ x 7¹⁵/₁₆ - 10³/₄ in.
9 x 23.6 x 20.1 - 27 cm

3¹/₂ x 9¹/₄ x 4³/₈ - 7¹/₈ in.
9 x 23.6 x 11 - 18 cm




Double-sided coping carved finish

3¹/₂ x 11⁷/₈ x 23⁵/₈ in.
9 x 30 x 60 cm




Step carved finish

3¹/₂ x 15³/₄ x 24 in.
9 x 40 x 61 cm



● Ice gray



● Black



● Travertine beige



● Soapstone gray



● Gray and charcoal



● Ashen buff



▲ LAURENTIAN 90 WALLSTONE, TRAVERTINE BEIGE
CITADIN 90 COPING, BLACK

► LAURENTIAN 90 WALLSTONE, BLACK AND ICE GRAY
LAURENTIAN 90 STEP AND COPING, ICE GRAY
CITADIN M60 SLAB, ONYX GRAY





STEPS AND CURBS

Steps

- 94** Acadia 150
- 90** Appalachian
- 91** Citadin 180
- 88** Citadin 90
- 89** Laurentian 90
- 92** Prestige 180
- 93** Richelieu 180

Curbs

- 97** Appalachian
- 95** Citadin
- 96** Laurentian
- 97** Regular and medium

CITADIN 90



Citadin 90 step

3¹/₂ x 15³/₄ x 23⁵/₈ in.
9 x 40 x 60 cm



● Ice gray



● Black




● Ivory beige




● Travertine beige



● Gray



● Gray and charcoal



▲ CITADIN 90 STEP, ICE GRAY
CITADIN 90 STEP, BLACK
CITADIN M80 PAVER, BLACK
SUPRA CITADIN M60 SLAB, ICE GRAY



Step, carved finish

3¹/₂ x 15³/₄ x 24 in.
9 x 40 x 61 cm



STEPS

LAURENTIAN 90



● Ice gray




● Black



● Travertine beige



● Soapstone gray



● Gray and charcoal



● Ashen buff

▲ LAURENTIAN 90 STEP AND WALLSTONE, GRAY AND CHARCOAL
RICHELIEU M60 SLAB, GRAY AND CHARCOAL




Citadin 180

7 x 15^{3/4} x 47^{1/4} in.
18 x 40 x 120 cm




STEPS

CITADIN 180



● Ice gray




● Black



● Ivory beige



● Travertine beige



● Gray



● Gray and charcoal

▲ CITADIN 180 STEP, TRAVERTINE BEIGE
SUPRA CITADIN 180 BLOCK, TRAVERTINE BEIGE
CITADIN M60 SLAB, TRAVERTINE BEIGE

STEPS

PRESTIGE 180



Prestige 180


7 x 15^{3/4} x 47^{1/4} in.
18 x 40 x 120 cm



● Granite gray



● Anthracite



▲ PRESTIGE 180 STEP, GRANITE GRAY



Richelieu 180


7 x 15³/₄ x 47¹/₄ in.
18 x 40 x 120 cm



▲ RICHELIEU 180 STEP, GRAY
SUPRA CITADIN M60 SLAB, IVORY BEIGE

STEPS

RICHELIEU 180



● Gray



● Beige



▲ RICHELIEU 180 STEP, GRAY
RICHELIEU M80 PAVER, ICE GRAY



Heat island reducing colors



Bolduc products designed with pavers contributing to LEED program solar reflective indices can help reduce the heat island effect in urban settings.

GRENART FINISH

PRESTIGE 80 PAVER AND PRESTIGE 65 SLAB



Granite gray

AVENUE 100 PERMEABLE PAVER



Granite gray

SMOOTH FINISH

PRESTIGE 80 PAVER AND PRESTIGE 65 SLAB




Granite gray

HEXAGON 80 PAVER



Granite gray

AVENUE 100 PERMEABLE PAVER



Granite gray

Quality comes first!

Bolduc has been creating products that meet your needs in the styles you're looking for in residential and commercial projects for over 65 years.

Superior manufacturing!

We use the latest technology to meet the exacting standards of architects, contractors, landscapers and consumers who appreciate the quality and durability of our innovative products.

Creative colors and textures!

Trendy and timeless... Year after year, we invest in R&D to ensure the everlasting appeal of our products and their rich coloring that is in line with evolving trends.

Bolduc residential concrete products are guaranteed for life and is transferable to any new owner. For more details about our warranty, visit bolduc.ca.

