

EUROSEAL SEALERS

The Complete Stone Care System



- *Preventive & Protection*
- *Stain Removers & Cleaners*
- *Maintenance & Care*

Product Catalogue

EUROSEAL SEALERS

Aquaclear 100

clear finished-waterbased impregnator for porous stones



Product Data

Aquaclear 100 is clear water base impregnator specifically designed for porous stones. To be use as a natural finished water & stain repellent for easy maintenance.

Aquaclear 100 does not change or turn yellowish on the treated surface. It's natural look and unique properties, allow true vapor transmission after curing. Aquaclear 100 is unaffected by ultra violet rays and does not create any film on the surface, and can be used for external and internal application.

Coverage Guide	Type of Surfaces
1 litre / coat = 12m2approx	Slates / Quartzite / Sandstone
1 litre / coat = 10m2approx	Rough Limestone / Quarry & Terracotta Tiles
1 litre / coat = 8m2approx	Flamed & Bush hammered Granite / Tumbled marble

Method of Application

- All areas must be fairly dry prior to application.
- Use directly from container / drum. No Dilution!
- Always test on a small area of the stone / tile away from the main area before actual application for surface sensitivity.
- Use application with a soft brush / roller / sponge.
- Apply evenly and only in THIN coats. Do not over apply with dripping or soaking wet!
- 1 thin application coat should be sufficient in most cases.
- Should a 2nd coat be required, apply before 1st coat cures.

Packing

Plastic Bottles in 1 litre, 4 litres and 25 litres

Specifications

All eg: volokas marble flooring are to be treated / cleaned with Euroseal Sealers product eg: Aquapro 1010 impregnator, supplied by eg ABC Pty Ltd. Euroseal product or products specified must be applied and used in a proper manner suggested or recommended by the manufacturer.

Impregnator and Sealers

All surfaces must be free from any loose particles, cleaned, washed and dried prior to any application of floor treatment.

Cleaners and Stain remover

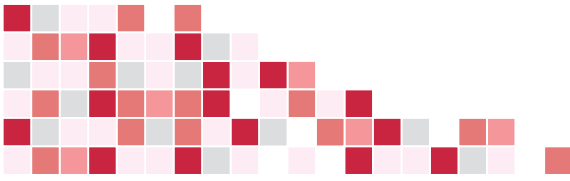
All metallic and sensitive surface must be adequately covered and protected before any cleaning job.

Method of Application for each product's procedure and steps can be found on the respective product data sheet and must be followed accordingly. No dilution or mixture with other product or products will be allowed unless it is approved or recommended by a qualify Euroseal representative.

Caution!

Some surfaces and texture may react differently. Therefore a test application must be done on a sample piece or test on a small actual sample area away from the main, to check for color change, reaction and suitability. In case of unsure materail or surfaces outside the norm, please check with a proper representative or go to www.eurosealsealer.com for more information. Responsibility for the product usage are solely of the user and all recommendation are through years of experience and done in good faith and to our best knowledge.

Keep out of reach of children. Do not re-use container. Discard empty container in proper manner. Always protect eye and skin from direct contact and use in a well ventilated area away from direct heat or flame especially for solvent based products. Cover all metal and sensitive components before application.



Aquamatte 200
matte finished waterbased stone sealer for porous stones



Product Data

Aquamatte 200 is a unique formulated acrysilicone waterbased stone sealer developed for deep penetration for porous natural stones, for both external and internal applications. Aquamatte 200 has good UV properties and depending on the density of the stone's surface it produces a natural satin matte finish. Aquamatte 200 does not creates any thick filming and has good resistances against surface stains.

Coverage Guide	Type of Surfaces
1 litre / coat = 12m ²	Slates / Quartzite / Quarry Tiles / Sandstone
1 litre / coat = 10m ²	Rough Limestone
1 litre / coat = 8m ²	Flamed & Bushammered Granite / Tumbled Marble

Method of Application

- All areas must be fairly dry prior to application.
- Use directly from container / drum. No Dilution!
- Always test on a small area of the stone / tile away from the main area before actual application for surface sensitivity.
- Use application with a soft brush / roller / sponge.
- Apply evenly and only in THIN coats. Do not over apply with dripping or soaking wet!
- 1 thin application coat should be sufficient in most cases
- Should a 2nd coat be required, apply before 1st coat cures.

Packing

Plastic Bottles in 1 litre, 4 litres and 25 litres

Specifications

All eg: volokas marble flooring are to be treated / cleaned with Euroseal Sealers product eg: Aquapro 1010 impregnator, supplied by eg ABC Pty Ltd. Euroseal product or products specified must be applied and used in a proper manner suggested or recommended by the manufacturer.

Impregnator and Sealers

All surfaces must be free from any loose particles, cleaned, washed and dried prior to any application of floor treatment.

Cleaners and Stain remover

All metallic and sensitive surface must be adequately covered and protected before any cleaning job.

Method of Application for each product's procedure and steps can be found on the respective product data sheet and must be followed accordingly. No dilution or mixture with other product or products will be allowed unless it is approved or recommended by a qualify Euroseal representative.

Caution!

Some surfaces and texture may react differently. Therefore a test application must be done on a sample piece or test on a small actual sample area away from the main, to check for color change, reaction and suitability. In case of unsure materail or surfaces outside the norm, please check with a proper representative or go to www.eurosealsealer.com for more information. Responsibility for the product usage are solely of the user and all recommendation are through years of experience and done in good faith and to our best knowledge.

Keep out of reach of children. Do not re-use container. Discard empty container in proper manner. Always protect eye and skin from direct contact and use in a well ventilated area away from direct heat or flame especially for solvent based products. Cover all metal and sensitive components before application.

EUROSEAL SEALERS

Aquashine 300

gloss finished - waterbased stone sealer for porous stones



Product Data

Aquashine 300 is a specially formulated high quality acrysilicone emulsion sealer designed for long lasting surface protection. Aquashine 300 cures to form a clear gloss surface and does not peel or yellow the treated stone. Aquashine 300 is suitable for external as well as internal application, and has excellent surface stain resistant.

Coverage Guide	Type of Surfaces
1 litre / coat = 12m ²	Slates / Quartzite / Quarry Tiles / Sandstone
1 litre / coat = 10m ²	Rough Limestone
1 litre / coat = 8m ²	Flamed & Bushammered Granite / Tumbled Marble

Method of Application

- All areas must be fairly dry prior to application.
- Use directly from container / drum. No Dilution!
- Always test on a small area of the stone / tile away from the main area before actual application for surface sensitivity.
- Use application with a soft brush / roller / sponge.
- Apply evenly and only in THIN coats. Do not over apply with dripping or soaking wet!
- 1 thin application coat should be sufficient in most cases.
- Should a 2nd coat be required, apply 1st coat cures.

Packing

Plastic Bottles in 1 litre, 4 litres and 25 litres

Specifications

All eg: volokas marble flooring are to be treated / cleaned with Euroseal Sealers product eg: Aquapro 1010 impregnator, supplied by eg ABC Pty Ltd. Euroseal product or products specified must be applied and used in a proper manner suggested or recommended by the manufacturer.

Impregnator and Sealers

All surfaces must be free from any loose particles, cleaned, washed and dried prior to any application of floor treatment.

Cleaners and Stain remover

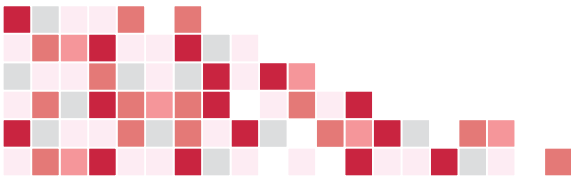
All metallic and sensitive surface must be adequately covered and protected before any cleaning job.

Method of Application for each product's procedure and steps can be found on the respective product data sheet and must be followed accordingly. No dilution or mixture with other product or products will be allowed unless it is approved or recommended by a qualify Euroseal representative.

Caution!

Some surfaces and texture may react differently. Therefore a test application must be done on a sample piece or test on a small actual sample area away from the main, to check for color change, reaction and suitability. In case of unsure materail or surfaces outside the norm, please check with a proper representative or go to www.eurosealsealer.com for more information. Responsibility for the product usage are solely of the user and all recommendation are through years of experience and done in good faith and to our best knowledge.

Keep out of reach of children. Do not re-use container. Discard empty container in proper manner. Always protect eye and skin from direct contact and use in a well ventilated area away from direct heat or flame especially for solvent based products. Cover all metal and sensitive components before application.



Aquadamp 400
anti-dampness back treatment



Product Data

Aquadamp 400 is an easy to use true waterbased back treatment for all sawn cut or cleft surfaces of most natural stones. Unlike any type of film forming so call back treatment products that creates an anti-bonding barrier to the bedding mortar Aquadamp 400 does not. Aquadamp 400 is a time tested & proven product which is totally absorbed into the back of the stone. Once cured there will not be any film on the back of the stone (anti-bonding barrier), and the bonding mortar adhesion will not be affected. Aquadamp 400 has excellent vapor transmission allowing the mortar to cure properly and at the same time blocking heavy moisture from building up inside the stones, creating water marks. A highly recommended products to use!

Coverage Guide	Type of Surfaces
1 litre / coat = 8-12m2	Slates / Quartzite / Quarry Tiles / Limestone / Sandstone
1 litre / coat = 12-15m2 (Note: coverage is for back and edges of stones)	Marble / Granite

Method of Application

- All areas must be fairly dry prior to application.
- Use directly from container / drum. No Dilution!
- Always test on a small area of the stone / tile away from the main area before actual application for surface sensitivity.
- Use application with a soft brush / roller / sponge.
- Apply evenly and only in THIN coats. Do not over apply with dripping or soaking wet!
- 1 thin application coat should be sufficient in most cases. Clean off excess immediately.
- Should a 2nd coat be required, apply before 1st coat cures.
- Allow at least 12 hour to cure before installation, stack vertically for drying.

Packing

Plastic Bottles in 1 litre, 4 litres and 25 litres

Specifications

All eg: volokas marble flooring are to be treated / cleaned with Euroseal Sealers product eg: Aquapro 1010 impregnator, supplied by eg ABC Pty Ltd. Euroseal product or products specified must be applied and used in a proper manner suggested or recommended by the manufacturer.

Impregnator and Sealers

All surfaces must be free from any loose particles, cleaned, washed and dried prior to any application of floor treatment.

Cleaners and Stain remover

All metallic and sensitive surface must be adequately covered and protected before any cleaning job.

Method of Application for each product's procedure and steps can be found on the respective product data sheet and must be followed accordingly. No dilution or mixture with other product or products will be allowed unless it is approved or recommended by a qualify Euroseal representative.

Caution!

Some surfaces and texture may react differently. Therefore a test application must be done on a sample piece or test on a small actual sample area away from the main, to check for color change, reaction and suitability. In case of unsure materail or surfaces outside the norm, please check with a proper representative or go to www.eurosealsealer.com for more information. Responsibility for the product usage are solely of the user and all recommendation are through years of experiance and done in good faith and to our best knowledge.

Keep out of reach of children. Do not re-use container. Discard empty container in proper manner. Always protect eye and skin from direct contact and use in a well ventilated area away from direct heat or flame especially for solvent based products. Cover all metal and sensitive components before application.

Stonepoxy 500 solvent based stone sealer



Product Data

Stonepoxy 500 is a clear solvent based micro-acrylic solution that cures and form into a hard wearing satin finished effect. Stonepoxy 500 creates a chemical resistant surface with anti-graffiti properties. Stones that are applied with Stonepoxy 500 will have an enhanced texture and maintenances will be much easier.

Coverage Guide	Type of Surfaces
1 litre / coat = 10m ²	Slates / Quartzite / Quarry Tiles / Limestone Rough Limestone / Sandstone / Pebbles
1 litre / coat = 12m ²	Tumbled Marble / Flamed or textured Granite

Method of Application

- All areas must be fully dry prior to application.
- Use directly from container / drum. No Dilution!
- Always test on a small area of the stone / tile away from the main area before actual application for surface sensitivity.
- Use application with a soft brush / roller.
- Apply evenly and only in THIN coats. Do not over apply with dripping or soaking wet!
- Always apply in thin application. Clean off excess or spillage with Stripper X 1100 immediately.
- Should a 2nd coat be required, apply after 1st coat has cured or at least 12 hour after.

Packing

Metal container in 1 litre, 5 litres and 20 litres

Specifications

All eg: volokas marble flooring are to be treated / cleaned with Euroseal Sealers product eg: Aquapro 1010 impregnator, supplied by eg ABC Pty Ltd. Euroseal product or products specified must be applied and used in a proper manner suggested or recommended by the manufacturer.

Impregnator and Sealers

All surfaces must be free from any loose particles, cleaned, washed and dried prior to any application of floor treatment.

Cleaners and Stain remover

All metallic and sensitive surface must be adequately covered and protected before any cleaning job.

Method of Application for each product's procedure and steps can be found on the respective product data sheet and must be followed accordingly. No dilution or mixture with other product or products will be allowed unless it is approved or recommended by a qualify Euroseal representative.


Caution!

Some surfaces and texture may react differently. Therefore a test application must be done on a sample piece or test on a small actual sample area away from the main, to check for color change, reaction and suitability. In case of unsure materail or surfaces outside the norm, please check with a proper representative or go to www.eurosealsealer.com for more information. Responsibility for the product usage are solely of the user and all recommendation are through years of experience and done in good faith and to our best knowledge.

Keep out of reach of children. Do not re-use container. Discard empty container in proper manner. Always protect eye and skin from direct contact and use in a well ventilated area away from direct heat or flame especially for solvent based products. Cover all metal and sensitive components before application.



Tileguard 600
solvent based mosaic & ceramic tile grout protection



Product Data

Tileguard 600 is a solvent based penetrating and invisible protection coating for ceramic tiles, glass mosaics, and grouting joints. Tileguard 600 has built in anti-fungal properties which prevents yellowing and common staining of grouting joints. Treated surfaces are much easier to clean and maintain. Tileguard 600 allows vapor transmission and its clear in color

Coverage Guide	Type of Surfaces
1 litre / coat = above 40m ²	Mosaic
1 litre / coat = above 60m ²	Ceramic tiles, Compress Stones, Quartz Stones

Method of Application

- All areas must be dry prior to application.
- Use directly from container / drum. No Dilution!
- Use with a soft brush / roller / sponge / by spraying method. Wipe off excess liquid before it dries
- Apply evenly and only in THIN coats. Do not over apply with dripping or soaking wet!
- 1 thin application coat should be sufficient in most cases.
- Wash off with water or Stripper X 1100 on excess areas.
- Should a 2nd coat be required, apply after 12 hours.
- Allow at least 24 hour to cure before exposure to water.

Packing

Metal container in 1 litre, 5 litres and 20 litres

Specifications

All eg: volokas marble flooring are to be treated / cleaned with Euroseal Sealers product eg: Aquapro 1010 impregnator, supplied by eg ABC Pty Ltd. Euroseal product or products specified must be applied and used in a proper manner suggested or recommended by the manufacturer.

Impregnator and Sealers

All surfaces must be free from any loose particles, cleaned, washed and dried prior to any application of floor treatment.

Cleaners and Stain remover

All metallic and sensitive surface must be adequately covered and protected before any cleaning job.

Method of Application for each product's procedure and steps can be found on the respective product data sheet and must be followed accordingly. No dilution or mixture with other product or products will be allowed unless it is approved or recommended by a qualify Euroseal representative.

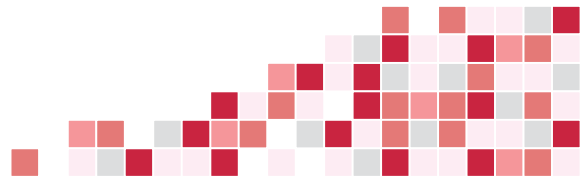
Caution!

Some surfaces and texture may react differently. Therefore a test application must be done on a sample piece or test on a small actual sample area away from the main, to check for color change, reaction and suitability. In case of unsure materail or surfaces outside the norm, please check with a proper representative or go to www.eurosealsealer.com for more information. Responsibility for the product usage are solely of the user and all recommendation are through years of experience and done in good faith and to our best knowledge.

Keep out of reach of children. Do not re-use container. Discard empty container in proper manner. Always protect eye and skin from direct contact and use in a well ventilated area away from direct heat or flame especially for solvent based products. Cover all metal and sensitive components before application.

Nanoseal 660

anti-stain & easy clean for glass & metals



Product Data

Nanoseal 660 is a special nano -technology with anti-bacterial & anti-staining incorporating easy to clean formulation in an alcohol based solution designed for Glass, Stainless Steel and Metals. Nano-seal 660 is easy to use, just one application onto cleaned glass or metal surfaces will keep the surfaces clean and easy to maintain for months. Nanoseal 660 does not create any residue or thick streak markings associated with many window cleaners or glass coatings. Suitable for all indoor & outdoor glass / metal and interior shower screen is highly recommended. Nanoseal 660 can be used on Porcelain, laminated heat films and many other surfaces.

Coverage Guide	Type of Surfaces
1 litre / coat = approx 60m ²	Glass
1 litre / coat = approx 35m ²	Stainless Steel / Aluminum

Method of Application

- All areas must be cleaned and free from oil or grease and dried before application.
- Apply onto cool surfaces and if surfaces are deemed to be too hot damp with a wet cloth and wipe off excess water before application.
- Use directly from container / drum. No Dilution!
- Spraying method is recommended or pour onto either a kitchen paper towel / clean cloth and wipe over area in a vertical and horizontal direction, making sure of total coverage. Wipe & buff before or until solution dries.
- Always test on a small area of the surface away from the main area before actual application for surface sensitivity. Not recommended for frosted Glass!
- Apply evenly and only in THIN coats. Do not over apply with dripping or soaking wet!
1 thin application coat should be sufficient in most cases. Clean off excess immediately.
- Allow at least 4 hour to cure before exposure to water.
- Dirty glass / stainless steel can be scrub and wash with Powerclean 700.

Packing

Metal container in 1 litre, 5 litres and 20 litres

Specifications

All eg: volokas marble flooring are to be treated / cleaned with Euroseal Sealers product eg: Aquapro 1010 impregnator, supplied by eg ABC Pty Ltd. Euroseal product or products specified must be applied and used in a proper manner suggested or recommended by the manufacturer.

Impregnator and Sealers

All surfaces must be free from any loose particles, cleaned, washed and dried prior to any application of floor treatment.

Cleaners and Stain remover

All metallic and sensitive surface must be adequately covered and protected before any cleaning job.

Method of Application for each product's procedure and steps can be found on the respective product data sheet and must be followed accordingly. No dilution or mixture with other product or products will be allowed unless it is approved or recommended by a qualify Euroseal representative.


Caution!

Some surfaces and texture may react differently. Therefore a test application must be done on a sample piece or test on a small actual sample area away from the main, to check for color change, reaction and suitability. In case of unsure materail or surfaces outside the norm, please check with a proper representative or go to www.eurosealsealer.com for more information. Responsibility for the product usage are solely of the user and all recommendation are through years of experience and done in good faith and to our best knowledge.

Keep out of reach of children. Do not re-use container. Discard empty container in proper manner. Always protect eye and skin from direct contact and use in a well ventilated area away from direct heat or flame especially for solvent based products. Cover all metal and sensitive components before application.



Proseal 1000 anti-efflorescence solvent base impregnator



Product Data

Proseal 1000 is a clear solvent based impregnator specially formulated with nano-tech silicones. Proseal 1000 has excellent vapor transmission ability and does not create any film barrier. Proseal 1000 has good alkaline resistances, water and oil and can be use on polished marble, granite, limestones, as well as homogeneous tiles and quartz stones. (man made).

Coverage Guide	Type of Surfaces
1 litre / coat = 20m ²	Polished granite / Limestone
1 litre / coat = 25m ²	Polished marble / Tiles

Method of Application

- All areas must be fully dry prior to application.
- Use directly from container / drum. No Dilution!
- Always test on a small area of the stone / tile away from the main area before actual application for surface sensitivity.
- Use application with a flat mop / sponge / non colored cotton cloth.
- Apply evenly and only in THIN coats. Do not over apply with dripping or soaking wet!
- Clean off excess Proseal 1000 before it dries.
- Always apply in thin application. Clean off excess or spillage with Stripper X 1100 immediately.
- Should a 2nd coat be required, apply after 1st coat has cured or at least after 12 hour.

Packing

Metal container in 1 litre, 5 litres and 20 litres

Specifications

All eg: volokas marble flooring are to be treated / cleaned with Euroseal Sealers product eg: Aquapro 1010 impregnator, supplied by eg ABC Pty Ltd. Euroseal product or products specified must be applied and used in a proper manner suggested or recommended by the manufacturer.

Impregnator and Sealers

All surfaces must be free from any loose particles, cleaned, washed and dried prior to any application of floor treatment.

Cleaners and Stain remover

All metallic and sensitive surface must be adequately covered and protected before any cleaning job.

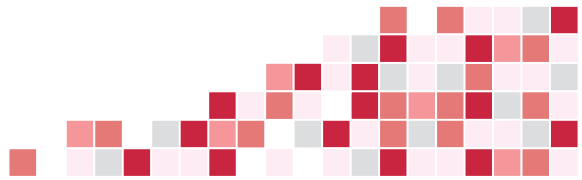
Method of Application for each product's procedure and steps can be found on the respective product data sheet and must be followed accordingly. No dilution or mixture with other product or products will be allowed unless it is approved or recommended by a qualify Euroseal representative.

Caution!

Some surfaces and texture may react differently. Therefore a test application must be done on a sample piece or test on a small actual sample area away from the main, to check for color change, reaction and suitability. In case of unsure materail or surfaces outside the norm, please check with a proper representative or go to www.eurosealsealer.com for more information. Responsibility for the product usage are solely of the user and all recommendation are through years of experience and done in good faith and to our best knowledge.

Keep out of reach of children. Do not re-use container. Discard empty container in proper manner. Always protect eye and skin from direct contact and use in a well ventilated area away from direct heat or flame especially for solvent based products. Cover all metal and sensitive components before application.

Aquapro 1010 water based oil resistant impregnator



Product Data

Aquapro 1010 impregnator performs similarly to Proseal 1000 and Moistproof 1050. This is a special water based impregnator blended with nano - tech silicone with ultra fine resins for added resistances to oil and alkaline. Aquapro 1010 has deep penetrating properties similar to solvent based products but without any of the restrictions. Suitable for both polished or porous stone texture and for wall and floor applications. Aquapro 1010 is recommended for areas with high humidity or area prone to dampness. Aquapro 1010 has high vapor transmission and does not create any film on its surface. Recommended especially to be used on light colored polished marble and limestones.

Coverage Guide	Type of Surfaces
1 litre / coat = 25m ²	Polished marble / granite
1 litre / coat = 20m ²	Honed Limestone / marble/ Jura stone
1 litre / coat = 15m ²	Flamed / Bush hammered Granite / Tumbled marble
1 litre / coat = 10m ²	All sides (front & back) marble / Limestone

Method of Application

- All areas must be fairly dry prior to application.
- Use directly from container / drum. No Dilution!
- Always test on a small area of the stone / tile away from the main area before actual application for surface sensitivity.
- Use application with a cotton flat mop / sponge / cloth.
- Apply evenly and only in THIN coats. Do not over apply with dripping or soaking wet!
- Can be use for front and back application. Apply min 1 coat on the back and edge of stone before installation.
- Application on surface can be done after lippage grinding / polishing. Stones without polishing, all side can be applied before installation.
- 1 thin application coat should be sufficient in most cases.
- Clean off excess Aquapro 1010 before it is fully dried, with a clean cloth.
- Should a 2nd coat be required, apply within an hour before 1st coat cures.

Packing

Plastic Bottles in 1 litre, 4 litres and 25 litres

Specifications

All eg: volokas marble flooring are to be treated / cleaned with Euroseal Sealers product eg: Aquapro 1010 impregnator , supplied by eg ABC Pty Ltd . Euroseal product or products specified must be applied and used in a proper manner suggested or recommended by the manufacturer.

Impregnator and Sealers

All surfaces must be free from any loose particles, cleaned, washed and dried prior to any application of floor treatment.

Cleaners and Stain remover

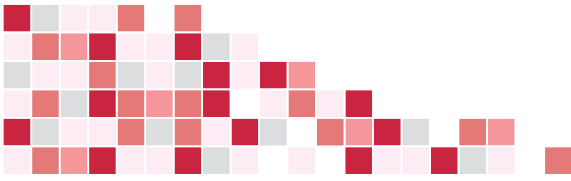
All metallic and sensitive surface must be adequately covered and protected before any cleaning job.

Method of Application for each product's procedure and steps can be found on the respective product data sheet and must be followed accordingly. No dilution or mixture with other product or products will be allowed unless it is approved or recommended by a qualify Euroseal representative.

Caution!

Some surfaces and texture may react differently. Therefore a test application must be done on a sample piece or test on a small actual sample area away from the main, to check for color change, reaction and suitability. In case of unsure materail or surfaces outside the norm, please check with a proper representative or go to www.eurosealsealer.com for more information. Responsibility for the product usage are solely of the user and all recommendation are through years of experience and done in good faith and to our best knowledge.

Keep out of reach of children. Do not re-use container. Discard empty container in proper manner. Always protect eye and skin from direct contact and use in a well ventilated area away from direct heat or flame especially for solvent based products. Cover all metal and sensitive components before application.



Moistproof 1050
moisture blocker solvent base impregnator



Product Data

Moistproof 1050 is a clear solvent based penetrating impregnator designed for moisture prevention. Moistproof 1050 has excellent vapor transmission ability and does not create any film barrier. Has good alkaline resistances, water, oil and can be use on polished marble, granite, limestones, as well as dense homogeneous tiles and quartz stones. (man made). Recommended to be use as a full system for both front and back of marble before installation on site

Coverage Guide	Type of Surfaces
1 litre / coat = 20m2	Polished granite / Limestone
1 litre / coat = 25m2	Polished marble / tiles
1 litre / coat = 10m2	All sides (front & back) marble / Limestone

Method of Application

- All areas must be fully dry prior to application.
- Use directly from container / drum. No Dilution!
- Always test on a small area of the stone / tile away from the main area before actual application for surface sensitivity.
- Use application with a soft sponge / non colored cotton cloth / Flat mop.
- Apply evenly and only in THIN coats. Do not over apply with dripping or soaking wet!
- Always apply in thin application. Clean off excess or spillage with Stripper X 1100 immediately.
- Clean off excess Moistproof 1050 before it dries.
- Should a 2nd coat be required, apply after 1st coat has cured or at least after 12 hour.

Packing

Plastic Bottles in 1 litre, 5 litres and 20 litres

Specifications

All eg: volokas marble flooring are to be treated / cleaned with Euroseal Sealers product eg: Aquapro 1010 impregnator, supplied by eg ABC Pty Ltd. Euroseal product or products specified must be applied and used in a proper manner suggested or recommended by the manufacturer.

Impregnator and Sealers

All surfaces must be free from any loose particles, cleaned, washed and dried prior to any application of floor treatment.

Cleaners and Stain remover

All metallic and sensitive surface must be adequately covered and protected before any cleaning job.

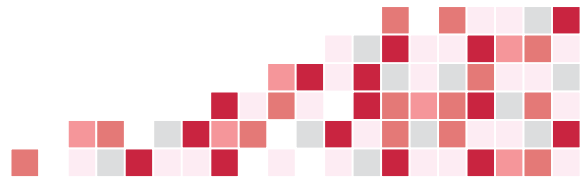
Method of Application for each product's procedure and steps can be found on the respective product data sheet and must be followed accordingly. No dilution or mixture with other product or products will be allowed unless it is approved or recommended by a qualify Euroseal representative.

Caution!

Some surfaces and texture may react differently. Therefore a test application must be done on a sample piece or test on a small actual sample area away from the main, to check for color change, reaction and suitability. In case of unsure materail or surfaces outside the norm, please check with a proper representative or go to www.eurosealsealer.com for more information. Responsibility for the product usage are solely of the user and all recommendation are through years of experience and done in good faith and to our best knowledge.

Keep out of reach of children. Do not re-use container. Discard empty container in proper manner. Always protect eye and skin from direct contact and use in a well ventilated area away from direct heat or flame especially for solvent based products. Cover all metal and sensitive components before application.

Slipproof 1300 anti slip treatment for ceramic tiles & granite



Product Data

Slipproof 1300 is an invisible non-slip treatment for ceramic tiles and granite. Slipproof 1300 anti-slip treatment is a one component product designed for easy usage and one application last up to 5 years or more. Slipproof 1300 is not a coating but an effective proven product that alters the chemistry of the base material through reaction and creates a permanent process. After proper application of Slipproof 1300 the treated surface's coefficient increase significantly especially on wet floors. Can be use on most ceramic tiles, re-constituted granites, and honed granite

Coverage Guide

1 litre / coat = 8m²

Type of Surfaces

Ceramic tiles / unpolished granite

Method of Application

- All areas must washed with Powerclean 700 or Alfa 750 diluted up to 10 parts water or lesser. Repeat at least 2 times for old floor tiles.
- Use directly from container / drum. No Dilution!
- Use adequate protection like rubber gloves and proper eye protection, before usage
- Always test on a small area of the stone / tile away from the main area before actual application for surface sensitivity.
- Pour Slipproof 1300 onto floor and spread over area with a brush.
- Agitate floor area over and over with the brush in front & back motion.
- Work on an area of not more then 2-3 m² each time
- Allow 5-10 minutes reaction time. Repeat on area that is not to satisfaction.
- Do not apply or work more then 20 minutes each time, and always prevent hydration and is suggested to dampen hot surfaces before applying Slipproof 1300.
- Rinse and wash off treated area with Alfa 750 (diluted) as above and follow by rinsing with plenty of clean water.
- Repeat when necessary.
- For darker ceramic tiles / stones, it be may require to use Euroshine 1900 or Colorpoxy 1810 to restore lightened surfaces

Packing

Plastic container in 1 litre, 4 litres and 25 litres

Specifications

All eg: volokas marble flooring are to be treated / cleaned with Euroseal Sealers product eg: Aquapro 1010 impregnator, supplied by eg ABC Pty Ltd. Euroseal product or products specified must be applied and used in a proper manner suggested or recommended by the manufacturer.

Impregnator and Sealers

All surfaces must be free from any loose particles, cleaned, washed and dried prior to any application of floor treatment.

Cleaners and Stain remover

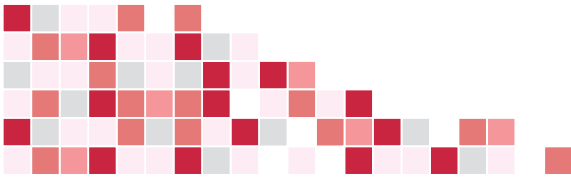
All metallic and sensitive surface must be adequately covered and protected before any cleaning job.

Method of Application for each product's procedure and steps can be found on the respective product data sheet and must be followed accordingly. No dilution or mixture with other product or products will be allowed unless it is approved or recommended by a qualify Euroseal representative.

Caution!

Some surfaces and texture may react differently. Therefore a test application must be done on a sample piece or test on a small actual sample area away from the main, to check for color change, reaction and suitability. In case of unsure materail or surfaces outside the norm, please check with a proper representative or go to www.eurosealsealer.com for more information. Responsibility for the product usage are solely of the user and all recommendation are through years of experiance and done in good faith and to our best knowledge.

Keep out of reach of children. Do not re-use container. Discard empty container in proper manner. Always protect eye and skin from direct contact and use in a well ventilated area away from direct heat or flame especially for solvent based products. Cover all metal and sensitive components before application.



Anti-Skid 1350
waterbased anti-skid floor coating



Product Data

Anti-Skid 1350 is a water based floor coating that increase the co-efficient of friction on the treated surfaces and is suitable for both dry and wet situation. Designed specifically for Polished Marble, Polished Granite and Polished Compressed Stones and many other surfaces that requires little or no change to the surface texture or shine. Anti-Skid 1350 has good water and stain repellent properties. Coated floors should be cleaned or maintained by mopping with Clean & Shine 880 or PH Rinse 800 and re-treated when necessary.

Coverage Guide	Type of Surfaces
1 litre / coat = 30m ²	Polished marble / granite / compressed stones

Method of Application

- All floors must be washed, cleaned and must be totally dried prior to application.
- Use directly from container / drum. No Dilution!
- Always test on a small area of the stone / tile away from the main area before actual application for surface sensitivity.
- Use application with a flat cotton mop / sponge / cloth.
- Apply evenly and only in THIN coats. Do not over apply with dripping or soaking wet!
- 1 even application coat should be sufficient in most cases.
- Clean or buff off excess Anti-Skid 1350 before it is dries or cured with a clean cloth.

Packing

Plastic Bottles in 1 litre, 4 litres and 25 litre

Specifications

All eg: volokas marble flooring are to be treated / cleaned with Euroseal Sealers product eg: Aquapro 1010 impregnator, supplied by eg ABC Pty Ltd. Euroseal product or products specified must be applied and used in a proper manner suggested or recommended by the manufacturer.

Impregnator and Sealers

All surfaces must be free from any loose particles, cleaned, washed and dried prior to any application of floor treatment.

Cleaners and Stain remover

All metallic and sensitive surface must be adequately covered and protected before any cleaning job.

Method of Application for each product's procedure and steps can be found on the respective product data sheet and must be followed accordingly. No dilution or mixture with other product or products will be allowed unless it is approved or recommended by a qualify Euroseal representative.


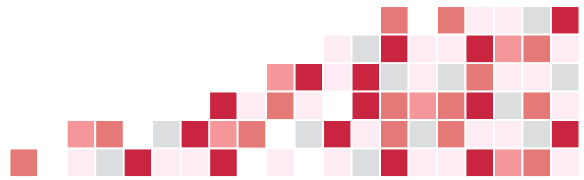
Caution!

Some surfaces and texture may react differently. Therefore a test application must be done on a sample piece or test on a small actual sample area away from the main, to check for color change, reaction and suitability. In case of unsure material or surfaces outside the norm, please check with a proper representative or go to www.eurosealsealer.com for more information.

Responsibility for the product usage are solely of the user and all recommendation are through years of experience and done in good faith and to our best knowledge.

Keep out of reach of children. Do not re-use container. Discard empty container in proper manner. Always protect eye and skin from direct contact and use in a well ventilated area away from direct heat or flame especially for solvent based products. Cover all metal and sensitive components before application.

Cystalshine 1800 shine enhancer for marble & granite



Product Data

Cystalshine 1800 Stone enhancer is designed for natural deepening of colors for most polished marble, granite and ceramic tiles. Cystalshine 1800 contains ultra fine micro-synthetic resins that binds onto virtually any low absorption surfaces and enhances the surface naturally. Unlike artificial film forming sealers that are promoted as enhancer, Crystalshine 1800 will not craze or creates any film on the surface. Crystalshine 1800 can be use as a crystallizing liquid after polishing to increase its shine level, with floor machine together with steel wool pad. On dry condition Crystal shine 1800 can help increases the slip resistances of polished stones.

Coverage Guide	Type of Surfaces
1 litre / coat = 20m ²	Polished granite
1 litre / coat = 25m ²	Polished marble / Tiles

Method of Application

- All areas must be fully dry prior to application.
- Use directly from container without dilution.
- Always test on a small area of the stone / tile away from the main area before actual application for surface sensitivity.
- Use application with a non colored cotton flat mop / or spray and buff method
- Spray and buff off immediately with a floor machine aided with a steel wool pad
- Apply evenly and only in THIN coats. Do not over apply with dripping or soaking wet!
- Always apply in thin application. Clean off excess or spillage with Stripper X 1100 immediately

Packing

Metal container in 1 litre, 5 litres and 20 litres

Specifications

All eg: volokas marble flooring are to be treated / cleaned with Euroseal Sealers product eg: Aquapro 1010 impregnator, supplied by eg ABC Pty Ltd.

Euroseal product or products specified must be applied and used in a proper manner suggested or recommended by the manufacturer.

Impregnator and Sealers

All surfaces must be free from any loose particles, cleaned, washed and dried prior to any application of floor treatment.

Cleaners and Stain remover

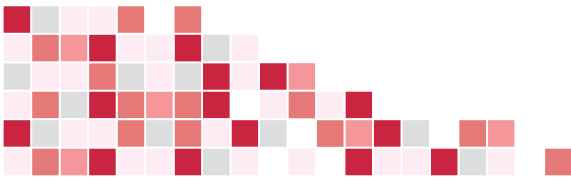
All metallic and sensitive surface must be adequately covered and protected before any cleaning job.

Method of Application for each product's procedure and steps can be found on the respective product data sheet and must be followed accordingly. No dilution or mixture with other product or products will be allowed unless it is approved or recommended by a qualify Euroseal representative.

Caution!

Some surfaces and texture may react differently. Therefore a test application must be done on a sample piece or test on a small actual sample area away from the main, to check for color change, reaction and suitability. In case of unsure materail or surfaces outside the norm, please check with a proper representative or go to www.eurosealsealer.com for more information. Responsibility for the product usage are solely of the user and all recommendation are through years of experience and done in good faith and to our best knowledge.

Keep out of reach of children. Do not re-use container. Discard empty container in proper manner. Always protect eye and skin from direct contact and use in a well ventilated area away from direct heat or flame especially for solvent based products. Cover all metal and sensitive components before application.



Colorpoxy 1810
colored enhancer for marble & granite



Product Data

Colorpoxy 1810 colored enhancer is an ultra fine color treatment and stone enhancer designed to effectively deepens and retorts the stone's natural color. It is designed to be use for polished marble or granite and does not leave any film and is highly vapor transmittable on the treated surface. The solution penetrates instantly into the stones has excellent water repelling properties. There are 5 colors: Black, Yellow, Green, Red and Brown which can be diluted with Moistproof 1050 to match the stone's color.

Coverage Guide	Type of Surfaces
1 litre / coat = 20m ²	Polished granite
1 litre / coat = 25m ²	Polished marble / Tiles

Method of Application

- All areas must be fully dry prior to application.
- Use directly from container without any dilution.
- Always test on a small area of the stone / tile away from the main area before actual application for surface sensitivity.
- Use application with a non colored cotton cloth / Flat mop
- Apply evenly and only in THIN coats. Do not over apply with dripping or soaking wet!
- Always apply in thin application. Clean off excess or spillage with Stripper X 1100 immediately. Buff off after 10-20 minutes

Packing

Metal container in 1 litre, 5 litres and 20 litres

Specifications

All eg: volokas marble flooring are to be treated / cleaned with Euroseal Sealers product eg: Aquapro 1010 impregnator, supplied by eg ABC Pty Ltd. Euroseal product or products specified must be applied and used in a proper manner suggested or recommended by the manufacturer.

Impregnator and Sealers

All surfaces must be free from any loose particles, cleaned, washed and dried prior to any application of floor treatment.

Cleaners and Stain remover

All metallic and sensitive surface must be adequately covered and protected before any cleaning job.

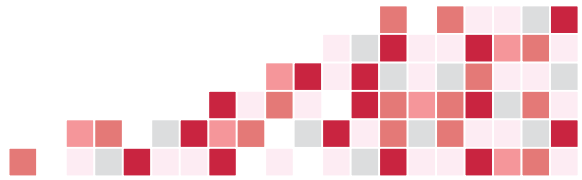
Method of Application for each product's procedure and steps can be found on the respective product data sheet and must be followed accordingly. No dilution or mixture with other product or products will be allowed unless it is approved or recommended by a qualify Euroseal representative.

Caution!

Some surfaces and texture may react differently. Therefore a test application must be done on a sample piece or test on a small actual sample area away from the main, to check for color change, reaction and suitability. In case of unsure materail or surfaces outside the norm, please check with a proper representative or go to www.eurosealsealer.com for more information. Responsibility for the product usage are solely of the user and all recommendation are through years of experience and done in good faith and to our best knowledge.

Keep out of reach of children. Do not re-use container. Discard empty container in proper manner. Always protect eye and skin from direct contact and use in a well ventilated area away from direct heat or flame especially for solvent based products. Cover all metal and sensitive components before application.

Euroshine 1900 water based stone enhancer



Product Data

Euroshine 1900 is a liquid shine enhancer and restorer when used with a steel wool pad it creates a deep shine which helps to restore most polished marble, granite and limestone. When used in conjunction with Moistproof 1050, Proseal 1000, Aquapro 1010 or Aquaclear 100, will help maintain the treated surfaces against wear & tear and staining. Euroshine 1900 does not alter the stone's texture or creates any film build up. It can help to even out tonality on stones. Simple to use and solvent free, outlast most commercial floor waxes.

Coverage Guide

1 litre / coat = 20 - 30m²

Type of Surfaces

Polished Marble, Granite, Compressed stones, Ceramic tiles

Method of Application

- Use directly from container or up to 20% dilution as desire.
- Always test on a small area of the stone / tile away from the main area before actual application for surface sensitivity.
- Use with a flat mop and spread over evenly and allowed to dry. Recommended at least 4 hours and above, best would be 12 hours.
- After the surface has dried, buff off excess residue using a steel wool pad with a 175 rpm floor machine or manually by hand and polish off surface to achieve the desired results.
- For unpolished stones buffing can be omitted.
- Can be used as a maintenance product with lesser concentration.
- Shake well before use.
- Recommended to treat floor with Aquapro 1010 / Moistproof 1050 / Proseal 1000 / Aquaclear 100 before applying Euroshine 1900 for a longer lasting protection.

Packing

Plastic Bottles in 1 litre, 4 litres and 25 litres

Specifications

All eg: volokas marble flooring are to be treated / cleaned with Euroseal Sealers product eg: Aquapro 1010 impregnator, supplied by eg ABC Pty Ltd. Euroseal product or products specified must be applied and used in a proper manner suggested or recommended by the manufacturer.

Impregnator and Sealers

All surfaces must be free from any loose particles, cleaned, washed and dried prior to any application of floor treatment.

Cleaners and Stain remover

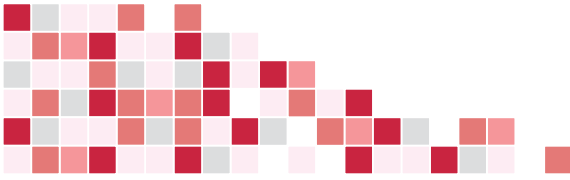
All metallic and sensitive surface must be adequately covered and protected before any cleaning job.

Method of Application for each product's procedure and steps can be found on the respective product data sheet and must be followed accordingly. No dilution or mixture with other product or products will be allowed unless it is approved or recommended by a qualify Euroseal representative.

Caution!

Some surfaces and texture may react differently. Therefore a test application must be done on a sample piece or test on a small actual sample area away from the main, to check for color change, reaction and suitability. In case of unsure material or surfaces outside the norm, please check with a proper representative or go to www.eurosealsealer.com for more information. Responsibility for the product usage are solely of the user and all recommendation are through years of experience and done in good faith and to our best knowledge.

Keep out of reach of children. Do not re-use container. Discard empty container in proper manner. Always protect eye and skin from direct contact and use in a well ventilated area away from direct heat or flame especially for solvent based products. Cover all metal and sensitive components before application.



Cottosealer 2000

cotto / terracotta solvent base sealer



Product Data

Cottosealer 2000 has been formulated after years of research for a simpler and lasting treatment for cotto-tiles and terracotta tiles. Cottosealer 2000 when use after treatment with Moistproof 1050 provides an excellent stain, grease, water and oil protection. Cottosealer 2000 can be used for both internal & external application and it does not create a thick yellowish film. Cottosealer 2000 has been studied to provide a tough protection for light to medium pedestrian traffic.

Coverage Guide

1 litre / coat = 10m²

Type of Surfaces

Cotton tiles / Quarry Tiles / terracotta tiles
Rough Limestone / Sandstone / Pebbles

Method of Application

- All areas must be fully dry prior to application.
- Use directly from container / drum. No Dilution!
- Always test on a small area of the stone / tile away from the main area before actual application for surface sensitivity.
- Use application with a soft brush / roller
- Apply evenly and only in THIN coats. Do not over apply with dripping or soaking wet!
- Always apply in thin application. Clean off excess or spillage with Stripper X 1100 immediately.
- Should a 2nd coat be required, apply after 1 st coat has cured or at least 12 hour after.

Packing

Metal container in 1 litre, 5 litres and 20 litres

Specifications

All eg: volokas marble flooring are to be treated / cleaned with Euroseal Sealers product eg: Aquapro 1010 impregnator, supplied by eg ABC Pty Ltd. Euroseal product or products specified must be applied and used in a proper manner suggested or recommended by the manufacturer.

Impregnator and Sealers

All surfaces must be free from any loose particles, cleaned, washed and dried prior to any application of floor treatment.

Cleaners and Stain remover

All metallic and sensitive surface must be adequately covered and protected before any cleaning job.


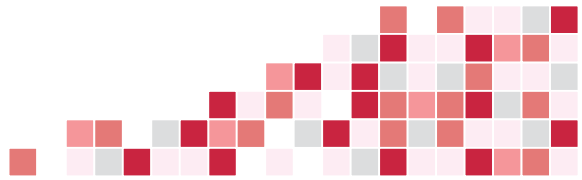
Method of Application for each product's procedure and steps can be found on the respective product data sheet and must be followed accordingly. No dilution or mixture with other product or products will be allowed unless it is approved or recommended by a qualify Euroseal representative.

Caution!

Some surfaces and texture may react differently. Therefore a test application must be done on a sample piece or test on a small actual sample area away from the main, to check for color change, reaction and suitability. In case of unsure material or surfaces outside the norm, please check with a proper representative or go to www.eurosealsealer.com for more information. Responsibility for the product usage are solely of the user and all recommendation are through years of experience and done in good faith and to our best knowledge.

Keep out of reach of children. Do not re-use container. Discard empty container in proper manner. Always protect eye and skin from direct contact and use in a well ventilated area away from direct heat or flame especially for solvent based products. Cover all metal and sensitive components before application.

Europox 3000 pebbles & concrete sealer



Product Data

Europox 3000 is a clear non yellowing transparent 2 component liquid solvent based epoxy binder and treatment system. When mixed together with pebbles it forms a tough weather resistant seamless flooring without the use of cement mortar. When used on concrete or landscape stone flooring it will enhance the texture and helps pro-long the surface. Europox 3000 has good resistances against oil, acid and general stains.

Coverage Guide	Type of Surfaces
1 kg / coat = 1-2m ²	Pebbles (binding)
1 kg / coat = 10m ²	Pebbles (sealing), concrete, rough stones

Method of Application

- All areas must be fully dry prior to application.
- Use directly from container / drum. No Dilution!
- Always test on a small area of the stone / tile away from the main area before actual application for surface sensitivity.
- Mix component A & B together proportionally, stir well before applying.
- Pot life approx 60 minutes in normal weather condition.
- Use application with a roller/ brush. As for pebbles binding mix with metal trowel together with the pebbles before laying onto floor. Make sure pebbles, surfaces are totally dry .
- Apply evenly and only in THIN coats. Do not over apply with dripping or soaking wet!
- Always apply in thin application. Clean off excess or spillage with Stripper X 1100 immediately.
- Should a 2nd coat be required, apply after 1st coat has cured or at least 12 hour after.

Packing

Metal container in 1 kg, 5 kg and 20 kg

Specifications

All eg: volokas marble flooring are to be treated / cleaned with Euroseal Sealers product eg: Aquapro 1010 impregnator, supplied by eg ABC Pty Ltd. Euroseal product or products specified must be applied and used in a proper manner suggested or recommended by the manufacturer.

Impregnator and Sealers

All surfaces must be free from any loose particles, cleaned, washed and dried prior to any application of floor treatment.

Cleaners and Stain remover

All metallic and sensitive surface must be adequately covered and protected before any cleaning job.

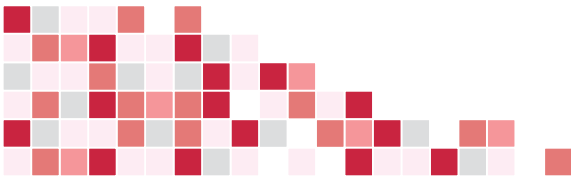
Method of Application for each product's procedure and steps can be found on the respective product data sheet and must be followed accordingly. No dilution or mixture with other product or products will be allowed unless it is approved or recommended by a qualify Euroseal representative.

Caution!

Some surfaces and texture may react differently. Therefore a test application must be done on a sample piece or test on a small actual sample area away from the main, to check for color change, reaction and suitability. In case of unsure material or surfaces outside the norm, please check with a proper representative or go to www.eurosealsealer.com for more information.

Responsibility for the product usage are solely of the user and all recommendation are through years of experience and done in good faith and to our best knowledge.

Keep out of reach of children. Do not re-use container. Discard empty container in proper manner. Always protect eye and skin from direct contact and use in a well ventilated area away from direct heat or flame especially for solvent based products. Cover all metal and sensitive components before application.



Product Data

Rapidfill 3300 is a 2 component clear liquid filler and hardener for marble. Its has been designed to fill micro hairline cracks on marble, and further aid of a re-enforcement in strengthening the surface as well. Increased shine can be observed after filling with Rapidfill 3300. Rapidfill 3300 can help to slow efflorescence and moisture after polished.

Coverage Guide	Type of Surfaces
1 litre / coat = 20m ²	Marble / limestone

Method of Application

- All areas must be fully dry prior to application.
- Use directly from container / drum. No Dilution!
- Always test on a small area of the stone / tile away from the main area before actual application for surface sensitivity.
- Best to roughen surface before application (must be dry surface)
- Mix component A & B together proportionally, stir well before applying.
- Pot life approx 60 minutes in normal weather condition.
- Use application with a flat metal trowel, spread and scrape off excess material immediately as you apply.
- Apply evenly and only in THIN coats. Do not over apply with dripping or soaking wet!
- Always apply in thin application. Clean off excess or spillage with Stripper X 1100 immediately.
- Should a 2nd coat be required, apply after 1st coat has cured or at least 12 hour after.
- Allow at least 24 hours before polishing work.

Packing

Metal container in 1 kg, 5 kg and 20 kg

Specifications

All eg: volokas marble flooring are to be treated / cleaned with Euroseal Sealers product eg: Aquapro 1010 impregnator, supplied by eg ABC Pty Ltd. Euroseal product or products specified must be applied and used in a proper manner suggested or recommended by the manufacturer.

Impregnator and Sealers

All surfaces must be free from any loose particles, cleaned, washed and dried prior to any application of floor treatment.

Cleaners and Stain remover

All metallic and sensitive surface must be adequately covered and protected before any cleaning job.

Method of Application for each product's procedure and steps can be found on the respective product data sheet and must be followed accordingly. No dilution or mixture with other product or products will be allowed unless it is approved or recommended by a qualify Euroseal representative.

Caution!

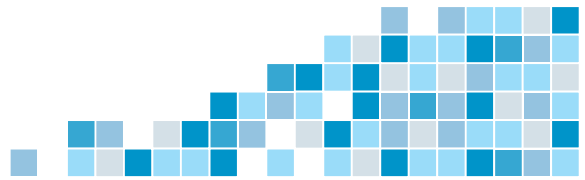
Some surfaces and texture may react differently. Therefore a test application must be done on a sample piece or test on a small actual sample area away from the main, to check for color change, reaction and suitability. In case of unsure materail or surfaces outside the norm, please check with a proper representative or go to www.eurosealsealer.com for more information.

Responsibility for the product usage are solely of the user and all recommendation are through years of experience and done in good faith and to our best knowledge.

Keep out of reach of children. Do not re-use container. Discard empty container in proper manner. Always protect eye and skin from direct contact and use in a well ventilated area away from direct heat or flame especially for solvent based products. Cover all metal and sensitive components before application.

Powerclean 700

liquid paste cleaner & stain lifter



Product Data

Powerclean 700 is a liquid paste cleaner and stain lifter specially formulated to break up stubborn grimes, surface dirt, carbon deposits, shoe markings, surface rust and hard water stains. Applicable on a wide variety of surfaces ceramic tile & grouts, mosaics, natural stones and even on glass and stainless steel without damaging its surface. Powerclean 700 can be aided with hand held polisher or with floor scrubbing machine to speed up cleaning. Powerclean 700 is an environmentally safe, biodegradable cleaner and contains no harsh chemicals. Ideal for routine maintenance.

Coverage Guide

1 litre / coat = Up to 6m² to 8m²
(diluted with water)

Type of Surfaces

Granite, Ceramic tiles, Polished stones, Compress stones, Internal & External Glass windows, Glass shower screens, stainless steel/metal surfaces and powder coated aluminum panels

Method of Application

- Always test on a small area of the surface away from the main area before actual application for surface sensitivity especially some marble which may require repolishing after cleaning.
- Spread over area and add some water to help agitation and scrub with a white pad, steel wool pad or a brush either by manually or preferably machine aided.
- For glass surfaces, using with a polisher would be idea or if done manually scrub surface with a non scratch pad or a fine steel wool pad and work over a small section at a time, repeat until glass is satisfactory clean. Always repeat for results.
- Rinse off with plenty of clean water. Repeat wiping with dampened cloth is also acceptable.

Packing

Plastic Bottles in 1 litre, 4 litres and 25 litres

Specifications

All eg: volokas marble flooring are to be treated / cleaned with Euroseal Sealers product eg: Aquapro 1010 impregnator, supplied by eg ABC Pty Ltd. Euroseal product or products specified must be applied and used in a proper manner suggested or recommended by the manufacturer.

Impregnator and Sealers

All surfaces must be free from any loose particles, cleaned, washed and dried prior to any application of floor treatment.

Cleaners and Stain remover

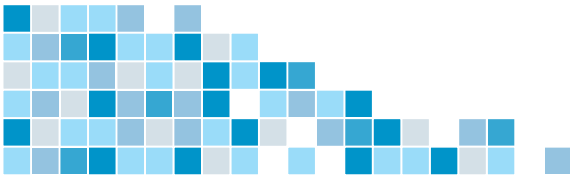
All metallic and sensitive surface must be adequately covered and protected before any cleaning job.

Method of Application for each product's procedure and steps can be found on the respective product data sheet and must be followed accordingly. No dilution or mixture with other product or products will be allowed unless it is approved or recommended by a qualify Euroseal representative.

Caution!

Some surfaces and texture may react differently. Therefore a test application must be done on a sample piece or test on a small actual sample area away from the main, to check for color change, reaction and suitability. In case of unsure materail or surfaces outside the norm, please check with a proper representative or go to www.eurosealsealer.com for more information. Responsibility for the product usage are solely of the user and all recommendation are through years of experience and done in good faith and to our best knowledge.

Keep out of reach of children. Do not re-use container. Discard empty container in proper manner. Always protect eye and skin from direct contact and use in a well ventilated area away from direct heat or flame especially for solvent based products. Cover all metal and sensitive components before application.



Product Data

Alfa 750 multi-purpose cleaner is an alkaline base cleaner designed for both ceramic and natural stones. Alfa 750 multi-purpose cleaner has been formulated to break up grimes, dirt, carbons, oily deposits and algae. Alfa 750 multi-purpose cleaner contains no harsh chemicals incorporating anti-corrosive inhibitors. Alfa 750 multi-purpose cleaner can be use as a neutralizer for acidic conditions. When use with a scrubbing machine, higher dilution with water can be used as effectively, and can be used as a maintenance product.

Coverage Guide

1 litre / coat = 100m²
(diluted with 1litre to 10 litres water)

Type of Surfaces

Granite, Ceramic tiles, other non polished stones

Method of Application

- All areas must be free from cement compounds and loose grouting.
- Can be used directly pure from container or diluted as desire.
- Always test on a small area of the stone / tile away from the main area before actual application for surface sensitivity.
- Use application with a flat mop, roller or brush and spread over evenly and allowed at least 15-20 minutes of reaction
- Use with lesser dilution or pure for very oily surfaces, or high carbon build-up surfaces might require multiple washing.
- Must be rinse off with plenty of clean water. Pressure jetting would be ideal for difficult conditions.

Packing

Plastic Bottles in 1 litre, 4 litres and 25 litres

Specifications

All eg: volokas marble flooring are to be treated / cleaned with Euroseal Sealers product eg: Aquapro 1010 impregnator, supplied by eg ABC Pty Ltd. Euroseal product or products specified must be applied and used in a proper manner suggested or recommended by the manufacturer.

Impregnator and Sealers

All surfaces must be free from any loose particles, cleaned, washed and dried prior to any application of floor treatment.

Cleaners and Stain remover

All metallic and sensitive surface must be adequately covered and protected before any cleaning job.

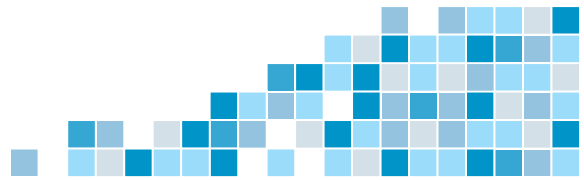
Method of Application for each product's procedure and steps can be found on the respective product data sheet and must be followed accordingly. No dilution or mixture with other product or products will be allowed unless it is approved or recommended by a qualify Euroseal representative.

Caution!

Some surfaces and texture may react differently. Therefore a test application must be done on a sample piece or test on a small actual sample area away from the main, to check for color change, reaction and suitability. In case of unsure materail or surfaces outside the norm, please check with a proper representative or go to www.eurosealsealer.com for more information. Responsibility for the product usage are solely of the user and all recommendation are through years of experience and done in good faith and to our best knowledge.

Keep out of reach of children. Do not re-use container. Discard empty container in proper manner. Always protect eye and skin from direct contact and use in a well ventilated area away from direct heat or flame especially for solvent based products. Cover all metal and sensitive components before application.

Acetone 900 grout, salt & metallic stain remover



Before



After



Product Data

Acetone 900 is a heavy-duty acid based cleaner for washing and removal of cement grouts, salts / lime deposits and rust spots on rough stones & ceramic tiles. Unlike conventional hydrochloric acid Acetone 900 does not release any toxic fumes and is very user friendly. Acetone 900 can also be used as an acid etching compound for an acid finish effect on stones.

Coverage Guide

1 litre / coat = 6m²

Type of Surfaces

Rough stone texture / ceramic tiles

Method of Application

- Must not be used on Non acid resistant stones like polished marble / limestone / glazed ceramic tiles.
- Always test on a small area of the stone / tile away from the main area before actual application for surface sensitivity.
- Use application with a mop, roller or brush and spread over evenly and allowed at least 20-30 minutes of reaction.
- Chisel off thick cement mortar / salt before trying to remove residue.
- Use with lesser dilution or pure for very stubborn surfaces. Repeat a few times if necessary. Always use with a scrubbing machine if possible.
- Must be rinsed off with plenty of clean water. Pressure jetting would be ideal for difficult conditions.
- Neutralizing with Alfa 750 (diluted) would be recommended.

Packing

Plastic Bottles in 1 litre, 4 litres and 25 litres

Specifications

All eg: volokas marble flooring are to be treated / cleaned with Euroseal Sealers product eg: Aquapro 1010 impregnator, supplied by eg ABC Pty Ltd. Euroseal product or products specified must be applied and used in a proper manner suggested or recommended by the manufacturer.

Impregnator and Sealers

All surfaces must be free from any loose particles, cleaned, washed and dried prior to any application of floor treatment.

Cleaners and Stain remover


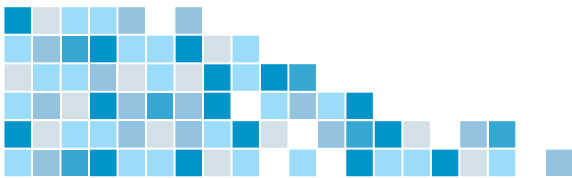
All metallic and sensitive surface must be adequately covered and protected before any cleaning job.

Method of Application for each product's procedure and steps can be found on the respective product data sheet and must be followed accordingly. No dilution or mixture with other product or products will be allowed unless it is approved or recommended by a qualified Euroseal representative.

Caution!

Some surfaces and texture may react differently. Therefore a test application must be done on a sample piece or test on a small actual sample area away from the main, to check for color change, reaction and suitability. In case of unsure material or surfaces outside the norm, please check with a proper representative or go to www.eurosealsealer.com for more information. Responsibility for the product usage are solely of the user and all recommendations are through years of experience and done in good faith and to our best knowledge.

Keep out of reach of children. Do not re-use container. Discard empty container in proper manner. Always protect eye and skin from direct contact and use in a well ventilated area away from direct heat or flame especially for solvent based products. Cover all metal and sensitive components before application.



Product Data

Supergel 950 is a heavy duty stain & cleaner remover designed for wall and floor application. Supergel 950 contains special cleaning agents that is powerful enough to remove old stains but safe to be use without any harmful fuming chemicals. Supergel 950 can be use for remover of metallic stains, scales deposits, colored stains and can be use to restore old and worn out textured granite or sandstone as well as unglazed ceramic tiles. Suitable for both wall and floor application.

Coverage Guide

1 litre / coat = 6m²

Type of Surfaces

Rough stone texture / ceramic tiles

Method of Application

- All areas must be free from cement compounds and loose grouting.
- Must not be use on Non acid resistant stones like polished surface of marble / limestone & granite.
- Use with a flat mop, roller or brush and spread over evenly and allowed at least 30-60 minutes of reaction. Before rinsing with water.
- Always test on a small area of the tile away from the main area before actual application for surface sensitivity.
- Can be diluted to desire or pure for very stubborn surfaces. Repeat a few times if necessary. Recommended to use with a scrubbing machine for tough stains.
- Must be rinse off with plenty of clean water. Pressure jetting would be ideal for difficult conditions. Neutralizing with Alfa 750 (diluted 1:10) would be recommended.

Packing

Plastic Bottles in 1 litre, 4 litres and 25 litres

Specifications

All eg: volokas marble flooring are to be treated / cleaned with Euroseal Sealers product eg: Aquapro 1010 impregnator, supplied by eg ABC Pty Ltd. Euroseal product or products specified must be applied and used in a proper manner suggested or recommended by the manufacturer.

Impregnator and Sealers

All surfaces must be free from any loose particles, cleaned, washed and dried prior to any application of floor treatment.

Cleaners and Stain remover

All metallic and sensitive surface must be adequately covered and protected before any cleaning job.

Method of Application for each product's procedure and steps can be found on the respective product data sheet and must be followed accordingly. No dilution or mixture with other product or products will be allowed unless it is approved or recommended by a qualify Euroseal representative.


Caution!

Some surfaces and texture may react differently. Therefore a test application must be done on a sample piece or test on a small actual sample area away from the main, to check for color change, reaction and suitability. In case of unsure materail or surfaces outside the norm, please check with a proper representative or go to www.eurosealsealer.com for more information. Responsibility for the product usage are solely of the user and all recommendation are through years of experience and done in good faith and to our best knowledge.

Keep out of reach of children. Do not re-use container. Discard empty container in proper manner. Always protect eye and skin from direct contact and use in a well ventilated area away from direct heat or flame especially for solvent based products. Cover all metal and sensitive components before application.

Stripper X 1100

solvent base stripper / oil / sealer remover



Product Data

Stripper X 1100 is a solvent based stripper for remover of oil, old sealers and solvent soluble stains that requires no rinsing. Designed to remove existing sealers and oil spots on most natural stones and tiles. Stripper X 1100 will not alter or change the surface unless the material are wet or damp, which may cause some whitening. Can also be use as an absorbing liquid for moisture effected stones. Most effectively used together with Poultrice Powder 1111.

Coverage Guide	Type of Surfaces
1 litre / coat = 8m2	Polished Stones / Tiles
1 litre / coat = 5m2	Unpolished Stones / Tiles

Method of Application

- All areas must be fully dry prior to application.
- Use directly from container / drum. No Dilution!
- Always test on a small area of the stone / tile away from the main area before actual application for surface sensitivity.
- Use application with a sponge / non colored cotton cloth.
- Best to be used with Poultrice Powder 1111. Mixed until a creamy paste form, slightly drier for wall application and wetter for floor. Cover with a non staining shrink-wrap plastic. Allow for up to 2 hours of reaction.
- Sweep off dried powder after removal of plastic
- Repeat until desire results.
- Rinsing is not necessary

Packing

Metal container in 1 litre, 5 litres and 20 litres

Specifications

All eg: volokas marble flooring are to be treated / cleaned with Euroseal Sealers product eg: Aquapro 1010 impregnator, supplied by eg ABC Pty Ltd. Euroseal product or products specified must be applied and used in a proper manner suggested or recommended by the manufacturer.

Impregnator and Sealers

All surfaces must be free from any loose particles, cleaned, washed and dried prior to any application of floor treatment.

Cleaners and Stain remover

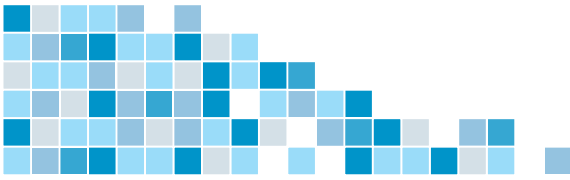
All metallic and sensitive surface must be adequately covered and protected before any cleaning job.

Method of Application for each product's procedure and steps can be found on the respective product data sheet and must be followed accordingly. No dilution or mixture with other product or products will be allowed unless it is approved or recommended by a qualify Euroseal representative.

Caution!

Some surfaces and texture may react differently. Therefore a test application must be done on a sample piece or test on a small actual sample area away from the main, to check for color change, reaction and suitability. In case of unsure materail or surfaces outside the norm, please check with a proper representative or go to www.eurosealsealer.com for more information. Responsibility for the product usage are solely of the user and all recommendation are through years of experience and done in good faith and to our best knowledge.

Keep out of reach of children. Do not re-use container. Discard empty container in proper manner. Always protect eye and skin from direct contact and use in a well ventilated area away from direct heat or flame especially for solvent based products. Cover all metal and sensitive components before application.



Poultice Powder 1111

high absorption stain removing powder



Product Data

Poultice Powder 1111 is a high absorption stain removing powder and when mixed with Stripper X 1100 or Stone Poultice 1200 provides an excellent result. Poultice Powder 1111 can also be used alone for removal of excessive moisture on any stone or tile surface. Poultice Powder 1111 is effective for wall application as well as floor. Its ultra fine powder does not contain any harmful chemical that may cause the stone surface to yellow.

Coverage Guide

1 litre of liquid : 2 kg powder

Type of Surfaces

All surfaces

Method of Application

Oil / Ink / Paint - Use with Stripper X 1100

- Soak affected area with Stripper X and scrub off excessive stains.
- Mix Poultice Powder with Stripper X 1100 until a soft creamy consistency. Adjustment can be made to a slightly drier paste for wall and a more liquified paste for floor.
- Spread over affected area, with sufficient material similar to a toothpaste thickness.
- Cover with a plastic shrink-wrap
- Allow paste to dry out in a few hours.
- Sweep off the Poultice mix.
- Inspect surface and repeat application if necessary.
- Do not re-use powder.
- No rinsing is necessary after cleaning.

Packing

1 kg Plastic bag

Specifications

All eg: [volokas marble flooring](#) are to be treated / cleaned with Euroseal Sealers product eg: [Aquapro 1010 impregnator](#), supplied by eg [ABC Pty Ltd](#). Euroseal product or products specified must be applied and used in a proper manner suggested or recommended by the manufacturer.

Impregnator and Sealers

All surfaces must be free from any loose particles, cleaned, washed and dried prior to any application of floor treatment.

Cleaners and Stain remover

All metallic and sensitive surface must be adequately covered and protected before any cleaning job.

Method of Application for each product's procedure and steps can be found on the respective product data sheet and must be followed accordingly. No dilution or mixture with other product or products will be allowed unless it is approved or recommended by a qualify Euroseal representative.

Wood stains, Tobacco, Coffee / Tea and most organic stains. Initial rust stains.

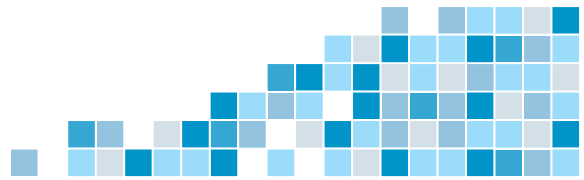
- Clean off area that has oil or grease stains with Afla 750 before application of Stone Poultice 1200.
- Mix Poultice Powder with Stone Poultice 1200 until a soft creamy consistency. Adjustment can be made to a slightly drier paste for wall and a more liquified paste for floor.
- Spread over affected area, with sufficient material similar to a toothpaste thickness.
- Cover with a plastic shrink-wrap
- Allow paste to dry out in a few hours.
- Sweep off the Poultice Powder mix.
- Inspect surface and repeat application if necessary.
- Do not re-use powder.
- Area can be cleaned with a damp cloth or rinse off with water after application.

Caution!

Some surfaces and texture may react differently. Therefore a test application must be done on a sample piece or test on a small actual sample area away from the main, to check for color change, reaction and suitability. In case of unsure material or surfaces outside the norm, please check with a proper representative or go to www.eurosealsealer.com for more information. Responsibility for the product usage are solely of the user and all recommendation are through years of experience and done in good faith and to our best knowledge.

Keep out of reach of children. Do not re-use container. Discard empty container in proper manner. Always protect eye and skin from direct contact and use in a well ventilated area away from direct heat or flame especially for solvent based products. Cover all metal and sensitive components before application.

Stone Poultrice 1200 stain remover for stones



Product Data

Stone poultrice 1200 is recommended to be used on polished marble & granite to remove organic stains like coffee, tea, wood stains, urine stains, tobacco and sometime metallic stains in early stages. Stone Poultrice 1200 penetrate deep into the stone's surface and draws up the stains through evaporation slowly. When mixed together with Poultrice Powder 1111 the stains are lifted more effectively and faster.

Coverage Guide

1 litre / coat = 5m2
2 kg of Powder : 1 litre of liquid (approx)

Type of Surfaces

Polished Stones

Method of Application

- All areas must be free from oil or grease.
- Use directly from container / drum. No Dilution!
- Always test on a small area of the stone / tile away from the main area before actual application for surface sensitivity.
- Use adequate protection like rubber gloves and proper eye protection, before usage
- Soak over area with cotton wool and cover up with shrink wrap plastic to prevent fast hydration (fast drying).
- Best to be used with Poultrice Powder 1111. Mixed until a creamy paste form, slightly drier for wall application and wetter for floor. Cover with a non staining shrink-wrap plastic. Allow for up to 12 hours of reaction.
- Sweep off dried powder after removal of plastic
- Repeat until desire results.
- Rinsing after cleaning has completed

Packing

Plastic container in 1 litre, 4 litres and 25 litres

Specifications

All eg: volokas marble flooring are to be treated / cleaned with Euroseal Sealers product eg: Aquapro 1010 impregnator, supplied by eg ABC Pty Ltd. Euroseal product or products specified must be applied and used in a proper manner suggested or recommended by the manufacturer.

Impregnator and Sealers

All surfaces must be free from any loose particles, cleaned, washed and dried prior to any application of floor treatment.

Cleaners and Stain remover

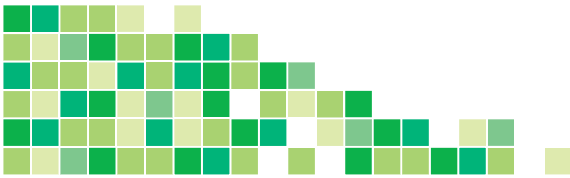
All metallic and sensitive surface must be adequately covered and protected before any cleaning job.

Method of Application for each product's procedure and steps can be found on the respective product data sheet and must be followed accordingly. No dilution or mixture with other product or products will be allowed unless it is approved or recommended by a qualify Euroseal representative.

Caution!

Some surfaces and texture may react differently. Therefore a test application must be done on a sample piece or test on a small actual sample area away from the main, to check for color change, reaction and suitability. In case of unsure material or surfaces outside the norm, please check with a proper representative or go to www.eurosealsealer.com for more information. Responsibility for the product usage are solely of the user and all recommendation are through years of experience and done in good faith and to our best knowledge.

Keep out of reach of children. Do not re-use container. Discard empty container in proper manner. Always protect eye and skin from direct contact and use in a well ventilated area away from direct heat or flame especially for solvent based products. Cover all metal and sensitive components before application.



Product Data

Clean & shine 880 is a specially formulated high concentrated 2 in 1 cleaner and natural stone conditioner. Clean & Shine 880 has a build-in non aggressive cleaning agents blended with our unique shine preserver and enhancer. Regular usage is recommended to help condition floors and removal of surface efflorescence. Clean & Shine 880 cleans and does not create any film build up and helps pro-long the shine on the stone's surface. Clean & Shine 880 can be used on all types of smooth surfaces like polished and honed marble, granite, wood floors, vinyl tiles and ceramic tiles.

Coverage Guide	Type of Surfaces
1 litre / coat = 80m2 (diluted with 250m to 8 litres water)	Polished Marble, Granite, Compressed stones, Vinyl tiles, Wood floors and Ceramic tiles

Method of Application

- Use directly from container or diluted as desire.
- Always test on a small area of the stone / tile away from the main area before actual application for surface sensitivity.
- Use application with a mop and spread over evenly and allowed to dry, no rinsing is necessary.
- Use with lesser dilution or pure for efflorescence affected surfaces. Dilution of 250ml of Clean & Shine 880 to 8 litres of water (regular mopping) Lesser dilution can be adjusted on actual situation, if floors are deemed to be dirtier.
- Shake well before use.
- For better maintenance on polished floor, an aid of a domestic floor machine is ideal.

Packing

Plastic Bottles in 1 litre, 4 litres and 25 litres

Specifications

All eg: volokas marble flooring are to be treated / cleaned with Euroseal Sealers product eg: Aquapro 1010 impregnator, supplied by eg ABC Pty Ltd. Euroseal product or products specified must be applied and used in a proper manner suggested or recommended by the manufacturer.

Impregnator and Sealers

All surfaces must be free from any loose particles, cleaned, washed and dried prior to any application of floor treatment.

Cleaners and Stain remover

All metallic and sensitive surface must be adequately covered and protected before any cleaning job.


Method of Application for each product's procedure and steps can be found on the respective product data sheet and must be followed accordingly. No dilution or mixture with other product or products will be allowed unless it is approved or recommended by a qualify Euroseal representative.

Caution!

Some surfaces and texture may react differently. Therefore a test application must be done on a sample piece or test on a small actual sample area away from the main, to check for color change, reaction and suitability. In case of unsure materail or surfaces outside the norm, please check with a proper representative or go to www.eurosealsealer.com for more information. Responsibility for the product usage are solely of the user and all recommendation are through years of experience and done in good faith and to our best knowledge.

Keep out of reach of children. Do not re-use container. Discard empty container in proper manner. Always protect eye and skin from direct contact and use in a well ventilated area away from direct heat or flame especially for solvent based products. Cover all metal and sensitive components before application.

PH Rinse 800 Neutral Stone Cleaner



Product Data

PH Rinse 800 is a perfectly balanced neutral cleaner designed for polished marble/ granite / limestone / sensitive natural stone and ceramic tiles. Unlike normally commercial cleaners or detergents, which contains harmful agents that will cause sensitive surface like polished marble to deteriorate and losses it shine. PH Rinse 800 can be use daily without harming the stone's surface and helps pro-long the stone's lifespan.

Coverage Guide

1 litre / coat = 80m²
(diluted with 250m to 8 litres)

Type of Surfaces

Polished Marble, Granite, Compressed stones

Method of Application

- Use directly from container or diluted as desire.
- Always test on a small area of the stone / tile away from the main area before actual application for surface sensitivity.
- Use application with a flat mop and spread over evenly and allowed to dry, no rinsing is necessary.
- Dilution of 250ml of PH Rinse 800 to 8 litres of water (regular use) Lesser dilution can be adjusted on actual situation, if floors are deemed to be dirtier.
- Shake well before use.

Packing

Plastic Bottles in 1 litre, 4 litres and 25 litres

Specifications

All eg: volokas marble flooring are to be treated / cleaned with Euroseal Sealers product eg: Aquapro 1010 impregnator, supplied by eg ABC Pty Ltd. Euroseal product or products specified must be applied and used in a proper manner suggested or recommended by the manufacturer.

Impregnator and Sealers

All surfaces must be free from any loose particles, cleaned, washed and dried prior to any application of floor treatment.

Cleaners and Stain remover

All metallic and sensitive surface must be adequately covered and protected before any cleaning job.

Method of Application for each product's procedure and steps can be found on the respective product data sheet and must be followed accordingly. No dilution or mixture with other product or products will be allowed unless it is approved or recommended by a qualify Euroseal representative.

Caution!

Some surfaces and texture may react differently. Therefore a test application must be done on a sample piece or test on a small actual sample area away from the main, to check for color change, reaction and suitability. In case of unsure materail or surfaces outside the norm, please check with a proper representative or go to www.eurosealsealer.com for more information. Responsibility for the product usage are solely of the user and all recommendation are through years of experience and done in good faith and to our best knowledge.

Keep out of reach of children. Do not re-use container. Discard empty container in proper manner. Always protect eye and skin from direct contact and use in a well ventilated area away from direct heat or flame especially for solvent based products. Cover all metal and sensitive components before application.





www.eurosealers.com

