

ANNUAL
REPORT **2023**



spackmanentertainmentgroup

CORPORATE PROFILE

ABOUT SPACKMAN ENTERTAINMENT GROUP

Spackman Entertainment Group Limited (“SEGL” or the “Company”), and together with its subsidiaries, (the “Group”), is one of Korea’s leading entertainment production groups. SEGL is primarily engaged in the independent development, production, presentation, and financing of theatrical motion pictures in Korea.

Since its founding, SEGL had produced more than 30 major motion pictures including a number of the highest grossing and award-winning films in Korea, namely *#ALIVE* (2020), *CRAZY ROMANCE* (2019), *DEFAULT* (2018), *MASTER* (2016), *THE PRIESTS* (2015), *SNOWPIERCER* (2013), *COLD EYES* (2013) and *ALL ABOUT MY WIFE* (2012).

Our films are theatrically distributed and released in Korea and overseas markets, as well as for subsequent post-theatrical worldwide release in other forms of media, including online streaming, cable TV, broadcast TV, IPTV, video-on-demand, and home video/DVD, etc. Generally, we release our motion pictures into wide-theatrical exhibition initially in Korea, and then in overseas and ancillary markets.

The Group also invests into and produces Korean television dramas. In addition to our content business, we also own equity stakes in entertainment-related companies and film funds that can financially and strategically complement our existing core operations. SEGL is listed on the Catalist of the Singapore Exchange Securities Trading Limited under the ticker 40E.

Production Labels

SEGL owns a 100% equity interest in Studio Take Co., Ltd. (“Studio Take”) which produced *STONE SKIPPING* (2020) and *THE BOX* (2021). Its latest film, *A MAN OF REASON*, premiered in the US at the 42nd Hawaii International Film Festival. The film was also invited to the 47th Toronto International Film Festival, the largest film festival in North America, and the 55th Sitges Film Festival, one of the world’s top three genre film festivals. Studio Take shall also release an upcoming film, *THE GUEST*, which is at the post-production stage and scheduled to be released in 2024.

SEGL owns Novus Mediacorp Co., Ltd. (“Novus Mediacorp”), an investor, presenter, and/or post-theatrical distributor for a total of 82 films (61 Korean and 21 foreign) including *MARRYING THE MAFIA: RETURNS* (2023), *COME BACK HOME* (2022), *OKAY MADAM* (2020), *LONG LIVE THE KING* (2019), *MY FIRST CLIENT* (2019), *ROSE OF BETRAYAL* (2018), *THE OUTLAWS* (2017) and *SECRETLY, GREATLY* (2013), which was one of the biggest box office hits of 2013 starring Kim Soo-hyun of *MY LOVE FROM THE STARS* (2013), as well as *FRIEND 2: THE GREAT LEGACY* (2013). In 2012, Novus Mediacorp was also the post-theatrical rights distributor of *ALL ABOUT MY WIFE* (2012), a top-grossing romantic comedy produced by Zip Cinema. In 2018, *THE OUTLAWS*, co-presented by Novus Mediacorp broke the all-time highest Video On Demand (“VOD”) sales records in Korea. For more information, please visit <http://novusmediacorp.com>

The Company owns a 100% equity interest in Greenlight Content Limited (“Greenlight Content”) which is mainly involved in the business of investing into dramas and movies, as well as providing consulting services for the production of Korean content. Through the acquisition of Greenlight Content, the Group’s first co-produced drama, *MY SECRET TERRIUS* (2018), starring top Korean star, So Ji Sub, achieved #1 in drama viewership ratings for its time slot and recorded double digits for its highest viewership ratings. Greenlight Content was one of the main investors of *MY SECRET TERRIUS* (2018).

The Company owns a 100% equity interest in Simplex Films Limited (“Simplex Films”) which is an early stage film production firm. The maiden film of Simplex Films, *JESTERS: THE GAME CHANGERS* (2019), was released in Korea on 21 August 2019. Simplex Films has several line-up of films including *HURRICANE BROTHERS* (working title).

The Company owns a 20% equity interest in The Makers Studio Co. Ltd.,

which plans to produce and release four upcoming films, the first of which will be *THE ISLAND OF THE GHOST’S WAIL*, a comedy horror film.

Talent Representation

The Company holds an effective shareholding interest of 43.88% in Spackman Media Group Limited (“SMGL”). SMGL, a company incorporated in Hong Kong, together with its subsidiaries, is collectively one of the largest entertainment talent agencies in Korea in terms of the number of artists under management, including some of the top names in the Korean entertainment industry. SMGL operates its talent management business through renowned agencies such as MSteam Entertainment Co., Ltd. (“MSteam”), SBD Entertainment Inc. (“SBD”), UAA&CO Inc. and Play Content Co., Ltd.

Popular star Wi Ha-jun of MSteam, who is internationally recognized for his role in Netflix’s *SQUID GAME* (2021), is set to return in the highly anticipated second season of the global hit series. He was awarded the Rising Star Award in the 2023 Korea First Brand Awards. Wi Ha-jun also starred in Disney+ original series *THE WORST OF EVIL* (2023), Netflix drama *LITTLE WOMEN* (2022) and Studio Dragon’s production *BAD AND CRAZY* (2021). Iconic Korean actress Son Ye-jin of MSteam ranked first in the female actor category of CBC News Netizen Awards in Korea in 2023. She achieved #1 in the brand reputation of drama actors in Korea based on her role in *THIRTY-NINE* in February 2022. She also starred in *CRASH LANDING ON YOU* (2019), which was a top hit in Japan, achieving #1 on Japan’s Netflix for three weeks in a row. Top Korean actress Lee Min-jung of MSteam, who won the Top Excellence Award at the 2020 APAN Star Awards, headlined in the comedy film *SWITCH* (2023). Rising star Han Ji-hyun of SBD starred in SBS K-drama *PENTHOUSE* (2020) and won the Best Rookie Female Actor in the 2021 Brand Customer Loyalty Awards in Korea.

Through these full-service talent agencies in Korea, SMGL represents and guides the professional careers of a leading roster of award-winning actors/actresses in the practice areas of motion pictures, television, commercial endorsements, and branded entertainment. SMGL leverages its unparalleled portfolio of artists as a platform to develop, produce, finance and own the highest quality of entertainment content projects, including theatrical motion pictures, variety shows and TV dramas. This platform also creates and derives opportunities for SMGL to make strategic investments in development stage businesses that can collaborate with SMGL artists. SMGL is an associated company of the Company. For more information, please visit <http://www.spackmanmediagroup.com>

The Company owns a 100% equity interest in Constellation Agency Pte. Ltd. (“Constellation Agency”). Constellation Agency, which owns The P Factory Co., Ltd. (“The P Factory”) and Platform Media Group Co., Ltd. (“PMG”), is primarily involved in the business of overseas agency for Korean artists venturing into the overseas market. The P Factory is an innovative marketing solutions provider specializing in event and branded content production. PMG is a talent management agency which represents and manages the careers of major artists in film, television, commercial endorsements and branded entertainment.

Strategic Businesses

The Company also operates a café-restaurant, Upper West, in the Gangnam district of Seoul and own a professional photography studio, noon pictures Co., Ltd.

For more details, please visit <http://www.spackmanentertainmentgroup.com>

The Company has prepared this annual report, and the Company’s Sponsor, Evolve Capital Advisory Private Limited (the “Sponsor”), has reviewed its contents for compliance with the relevant rules of the Singapore Exchange Securities Trading Limited (the “SGX-ST”). This annual report has not been examined or approved by the SGX-ST, and the SGX-ST assumes no responsibility for the contents of this annual report, including the correctness of any of the statements or opinions made or reports contained in this annual report.

The details of the contact person for the Sponsor are:-

Name: Mr Jerry Chua (Registered Professional, Evolve Capital Advisory Private Limited)
Address: 138 Robinson Road, Oxley Tower, #13-02, Singapore 068906
Tel: (65) 6241 6626

TABLE OF CONTENTS

IFC
CORPORATE PROFILE

02
OUR BUSINESS SEGMENTS

03
OUR PORTFOLIO OF FILM AND DRAMA

13
FILM BUSINESS MODEL

14
JOINT MESSAGE FROM
NON-EXECUTIVE CHAIRMAN AND CEO

16
GROUP STRUCTURE

17
OUR FILM BUSINESS

18
OPERATIONS AND FINANCIAL REVIEW

21
OUR SUBSIDIARIES (STUDIO TAKE)

23
OUR SUBSIDIARIES (SIMPLEX FILMS)

24
OUR SUBSIDIARIES (NOVUS MEDIACORP)

25
PORTFOLIO OF NOVUS MEDIACORP

27
OTHER BUSINESSES

28
STRATEGY AND FUTURE PLANS

29
BOARD OF DIRECTORS

31
KEY MANAGEMENT

32
CORPORATE INFORMATION

33
FINANCIAL CONTENTS

34
CORPORATE GOVERNANCE REPORT

69
STATISTICS OF SHAREHOLDINGS

139
NOTICE OF AGM/PROXY FORM

OUR BUSINESS SEGMENTS

spackmanentertainmentgroup

LEADING KOREAN ENTERTAINMENT COMPANY

DRAMA & FILM PRODUCTION

spackmanentertainmentgroup

greenlight
content

NOVUS
MEDIACORP

TAKE

SIMPLEX

TALENT MANAGEMENT

smg

CONSTELLATION
AGENCY

COLLABORATIVE BUSINESS

UPPER WEST
— YOU DESERVE TO CHILL OUT —

SKININC
SKIN SUPPLEMENT BAR

noon pictures

OUR PORTFOLIO OF FILM AND DRAMA

OUR PORTFOLIO OF FILM AND DRAMA



-
-
- **THE GUEST** (Expected to be released in Korea in 2024)
-
- **Producer:** Spackman Entertainment Group (Studio Take)
- **Distributor:** TBC
- **Director:** Yeon Je-gwang
- **Lead actors:** Lee Joo-seung, Oh Hye-won
-
-



-
- **A MAN OF REASON** (2023)
- Action
-
- **Producer:** Spackman Entertainment Group (Studio Take)
- **Presenter:** Acemaker
- **Directors:** Jung Woo-sung
- **Lead actors:** Jung Woo-sung, Park Sung-woong, Kim Nam-gil
- * Premiered in the US at the 42nd Hawaii International Film Festival and invited to the 47th Toronto International Film Festival ("TIFF") and the 55th Sitges Film Festival. TIFF selected *A MAN OF REASON* as a Special Presentations film of its 2022 Official Selection.
-
-



-
- **AIR MURDER** (2022)
- Drama Film
-
- **Producer:** Master One Entertainment, Spackman Entertainment Group (PMG)
- **Distributor:** The Contents On
- **Directors:** Jo Yong-sun
- **Lead actors:** Kim Sang-kyung (artist managed by Spackman Media Group), Seo Young-hee, Lee Sun-bin
-
-



-
- **THE BOX** (2021)
- Musical
-
- **Producer:** Spackman Entertainment Group (Studio Take)
- **Distributor:** Cinepirun Co., Ltd.
- **Director:** Yang Jung-woong
- **Lead actors:** Park Chanyeol, Jo Dal-hwan
-
-

OUR PORTFOLIO OF FILM AND DRAMA

OUR PORTFOLIO OF FILM AND DRAMA



-
- **#ALIVE** (2020)
- Suspense | Zombie Thriller
-
- **Producer:** Spackman Entertainment Group
- **Presenter:** Lotte Entertainment
- **Directors:** Cho Il-hyung
- **Lead actors:** Yoo Ah-in, Park Shin-hye
-



-
- **STONE SKIPPING** (2020)
- Human Drama
-
- **Producer:** Spackman Entertainment Group (Studio Take)
- **Distributor:** Little Big Pictures
- **Directors:** Kim Jung Sik
- **Lead actors:** Kim Dae-myung, Jeon Chae-eun, Kim Eui-sung, Song Yun-ah
-



-
- **CRAZY ROMANCE** (2019)
- Romance | Comedy
-
- **Producer:** Spackman Entertainment Group
- **Presenter:** Next Entertainment World
- **Directors:** Kim Han-gyeol
- **Lead actors:** Kim Rae-won, Gong Hyo-jin
-



-
- **JESTERS: THE GAME CHANGERS** (2019)
- Historical Comedy
-
- **Producer:** Spackman Entertainment Group (Simplex Films)
- **Distributor:** Warner Bros. Korea
- **Directors:** Kim Joo-ho
- **Lead actors:** Cho Jin-woong, Son Hyun-joo
-

OUR PORTFOLIO OF FILM AND DRAMA

OUR PORTFOLIO OF FILM AND DRAMA



-
- **GOLDEN SLUMBER** (2018)
- Action | Drama
-
- **Producer:** Spackman Entertainment Group
- **Presenter:** CJ Entertainment
- **Director:** Noh Dong-seok
- **Lead actors:** Gang Dong-won, Han Hyo-jin
-



-
- **THE DISCLOSER** (2018)
- Action | Detective | Thriller
-
- **Producer:** Main Pictures
- **Co-Presenter:** Spackman Media Group
- **Director:** Hong Ki-seon
- **Lead actors:** Kim Sang-kyung (artist managed by Spackman Media Group), Kim Ok-bin, Choi Moo-sung
- **Co-investor:** Spackman Media Group
-



-
- **THE OUTLAWS** (2017)
- Crime | Action
-
- **Producer:** Hong Film/B.A. Entertainment
- **Co-Presenter:** Spackman Entertainment Group (Novus Mediacorp)
- **Director:** Kang Yoon-sung
- **Lead actors:** Ma Dong-seok, Yoon Kye-sang
-



-
- **MASTER** (2016)
- Crime | Action
-
- **Producer:** Spackman Entertainment Group
- **Presenter:** CJ Entertainment
- **Director:** Choi Ui-seok
- **Lead actors:** Lee Byung-hun, Gang Dong-won, Kim Woo-bin
-

OUR PORTFOLIO OF FILM AND DRAMA

OUR PORTFOLIO OF FILM AND DRAMA



- **THE LAST PRINCESS** (2016)
- Historical | Melodrama | Romance
- **Producer:** DCG Plus
- **Distributor:** Lotte Entertainment
- **Presenter:** Lotte Entertainment
- **Co-presenter:** Spackman Media Group (MSteam)
- **Director:** Hur Jin-ho
- **Lead actors:** Son Ye-Jin (artist managed by Spackman Media Group), Park Hae-Il, Yoon Je-Moon



- **MUSUDAN** (2016)
- Action | Mystery
- **Producer:** Golden Tide Pictures
- **Distributor:** Spackman Entertainment Group
- **Director:** Goo Mo
- **Lead actors:** Ji-han Do, Kim Dong-young, Oh Jong-hyuk



- **CHASING** (2016)
- Action | Comedy
- **Producer:** The Queen D&M
- **Distributor:** Spackman Entertainment Group
- **Director:** Oh In-chun
- **Lead actors:** Kim Seung-woo, Kim Jung-tae, Han Sang-hyuk, Shin Kang-woo, Kim Min-gyu, Moon Yong-seok



- **THE PRIESTS** (2015)
- Mystery | Thriller
- **Producer:** Spackman Entertainment Group
- **Presenter:** CJ Entertainment
- **Director:** Jang Jae-hyun
- **Lead actors:** Gang Dong-won, Kim Yoon-seok

OUR PORTFOLIO OF FILM AND DRAMA

OUR PORTFOLIO OF FILM AND DRAMA



-
-
- ***BIG MATCH*** (2014)
- Action
-
- **Producer:** BK Pictures
- **Presenter:** Spackman Entertainment Group
- **Director:** Choi Ho
- **Lead actors:** Lee Jung-jae, Shin Ha-kyun, Lee Sung-min, BoA, Kim Eui-sung
-



-
-
- ***MY BRILLIANT LIFE*** (2014)
- Romance | Drama
-
- **Producer:** Spackman Entertainment Group
- **Presenter:** CJ Entertainment
- **Director:** E J-yong
- **Lead actors:** Song Hye-kyo, Gang Dong-won
-



-
-
- ***CONFESSION*** (2014)
- Thriller
-
- **Producer:** Spackman Entertainment Group
- **Presenter:** CJ Entertainment
- **Director:** Lee Do-yun
- **Lead actors:** Ji Sung, Ju Ji-hoon, Lee Kwang-soo
-



-
-
- ***FOR THE EMPEROR*** (2014)
- Action
-
- **Producer:** Spackman Entertainment Group
- **Presenter:** Next Entertainment World, United Pictures
- **Director:** Park Sang-joon
- **Lead actors:** Lee Min-ki, Park Sung-woong, Lee Tae-im
-

OUR PORTFOLIO OF FILM AND DRAMA

OUR PORTFOLIO OF FILM AND DRAMA



● **SNOWPIERCER** (2013)
● Action | Sci-fi

● **Producer:** Spackman Entertainment Group
● **Presenter:** The Weinstein Company, CJ Entertainment
● **Director:** Bong Joon-ho (Won the Oscar for Best Director for *PARASITE* (2019))
● **Lead actors:** Chris Evans, Song Kang-ho, Tilda Swinton, Jamie Bell, Octavia Spencer, Ewen Bremner, Go Ah-sung, John Hurt, Ed Harris



● **COLD EYES** (2013)
● Crime | Thriller

● **Producer:** Spackman Entertainment Group
● **Presenter:** Spackman Entertainment Group
● **Directors:** Cho Ui-Seok, Kim Byung-Seo
● **Lead actors:** Seol Kyung-gu, Jung Woo-sung, Han Hyo-joo, Lee Jun-ho



● **ALL ABOUT MY WIFE** (2012)
● Romance | Comedy

● **Producer:** Spackman Entertainment Group
● **Presenter:** United Pictures
● **Director:** Min Kyu-dong
● **Lead actors:** Im Soo-jung, Lee Sun-kyun, Ryou Seung-ryong



● **HOWLING** (2012)
● Drama | Thriller

● **Producers:** Spackman Entertainment Group
● **Presenter:** CJ Entertainment, United Pictures
● **Director:** Yoo Ha
● **Lead actors:** Song Kang-ho, Lee Na-young

OUR PORTFOLIO OF FILM AND DRAMA

OUR PORTFOLIO OF FILM AND DRAMA



-
-
- **HAUNTERS** (2010)
- Action | Thriller
-
- **Producers:** Spackman Entertainment Group
- **Presenter:** Next Entertainment World
- **Director:** Kim Min-suk
- **Lead actors:** Gang Dong-won, Go Soo
-



-
-
- **THE MAN FROM NOWHERE** (2010)
- Action | Thriller
-
- **Producer:** Spackman Entertainment Group
- **Presenter:** CJ Entertainment
- **Director:** Lee Jeong-beom
- **Lead actors:** Won Bin, Kim Sae-ron
-



-
-
- **LOVERS VANISHED** (2010)
- Romance
-
- **Producers:** Spackman Entertainment Group
- **Presenter:** Spackman Entertainment Group
- **Director:** Cho Chang-ho
- **Lead actors:** Kim Nam-gil, Hwang Woo-seul-hye
-



-
-
- **WOCHI** (2009)
- Action | Comedy
-
- **Producer:** Spackman Entertainment Group
- **Presenter:** CJ Entertainment
- **Director:** Choi Dong-hoon
- **Lead actors:** Gang Dong-won, Kim Yoon-suk, Lim Soo-jung, Yoo Hae-jin
-



OUR PORTFOLIO OF FILM AND DRAMA

OUR PORTFOLIO OF FILM AND DRAMA



- **HAPPINESS** (2007)
- Drama | Romance
- **Producers:** Spackman Entertainment Group/Rai Film
- **Presenter:** Showbox
- **Director:** Hur Jin-ho
- **Lead actors:** Hwang Jung-min, Lim Soo-jung, Kong Hyo-jin
- * Official Selection at the Toronto International Film Festival 2007

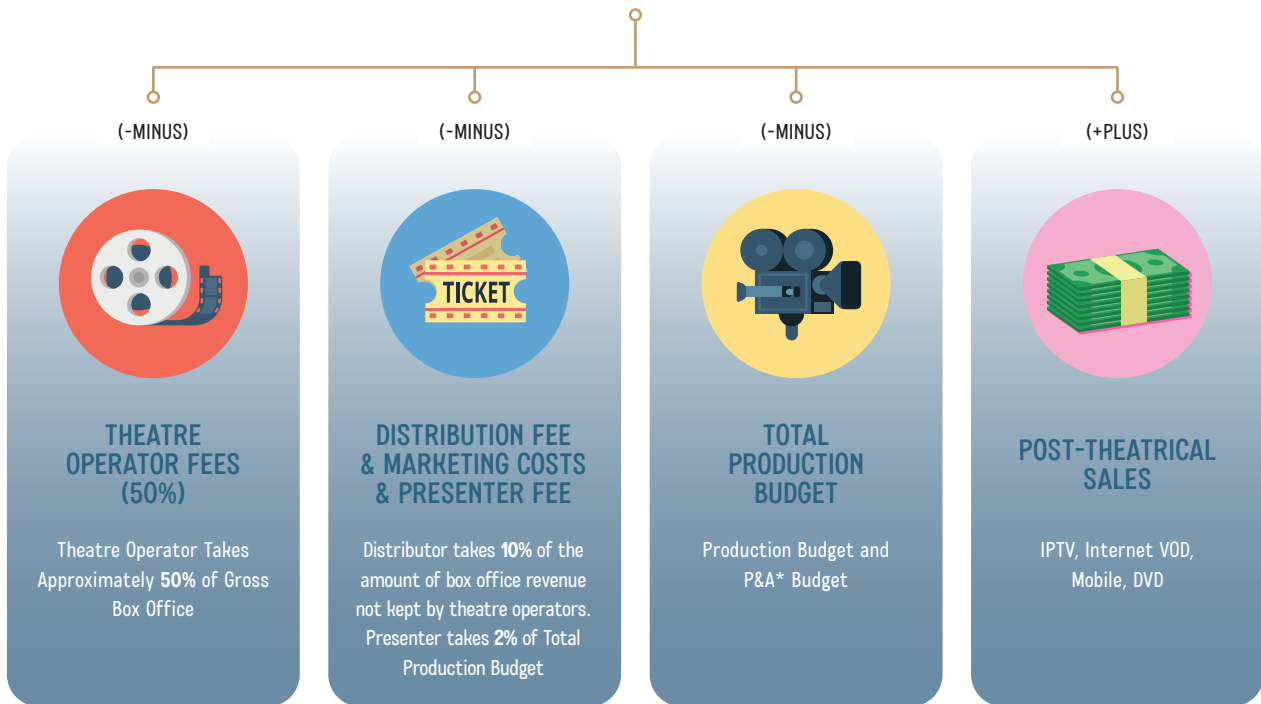


- **VOICE OF A MURDERER** (2007)
- Drama | Thriller
- **Producer:** Spackman Entertainment Group
- **Presenter:** CJ Entertainment
- **Director:** Park Jin-pyo
- **Lead actors:** Seol Kyung-gu, Kim Nam-joo, Kim Young-chul, Kang Dong-won



FILM BUSINESS MODEL

TOTAL BOX OFFICE REVENUE (100%)



(=EQUAL)

NET PROFITS FROM REVENUE



*P&A: Prints and advertising

JOINT MESSAGE FROM NON-EXECUTIVE CHAIRMAN AND CEO

DEAR SHAREHOLDERS,

On behalf of the Board of Spackman Entertainment Group Limited (“Spackman Entertainment Group” or the “Company” and together with its subsidiaries, the “Group”), we present to you our annual report for the financial year ended 31 December 2023 (“FY2023”).

SUMMARY OF THE CINEMA SECTOR IN KOREA

During FY2023, the multiplex cinema sector in Korea continued to face headwinds due to declining consumer demand for the traditional theatregoing experience despite what appears to the end of the COVID-19 pandemic. Korea’s film industry failed to make a significant recovery over the past year at the box office. According to data from the Korean Film Council, the total number of moviegoers in 2023 amounted to approximately 122.6 million, representing only a 10% increase from 2022. This number comprises approximately 56% of the average ticket admissions throughout the pre-pandemic period between 2017 and 2019. Most of the major cinema chains in Korea have raised movie ticket prices in order to recoup financial deficits incurred during the peak of the COVID-19 pandemic. The higher ticket prices resulted in consumers shunning away from going to the movie theatres and turning to content streaming services, finding them more cost-effective and time-saving.

OVERVIEW OF FUTURE PLANS

In light of the present circumstance of the traditional cinema sector in Korea, the Group intends to place more effort to produce relatively small-size commercial films targeting overseas audience, in particular the Asia market. We shall also look out for international global projects to expand its footprint in the North America market and focus on over-the-top (“OTT”) dramas to be streamed on popular OTT platforms such as Netflix and Disney+. Additionally, we plan to carry out restructuring to reduce our expenses which includes the disposal of loss-making entities. At the same time, we will explore new business segments, which may or may not be in the same industry, to support our future growth.

REVIEW OF CONTENT PROJECTS ON GLOBAL DEMAND FOR KOREAN CONTENT

The Group’s latest action feature film *A MAN OF REASON* (2023), which was produced by its wholly-owned indirect subsidiary Studio Take Co., Ltd. (“Studio Take”), premiered in the US at the 42nd Hawaii International Film Festival. The film was also invited to the 47th Toronto International Film Festival, the largest film festival in North America, and the 55th Sitges Film Festival, one of the world’s top three genre film festivals. Epic Pictures Group, an independent film and television studio which has extensive experience in distributing genre films in the US and Canada, acquired the North American rights of this film. However, its performance at the Korea box office was lacklustre in view of the shrinking number of moviegoers as compared to the pre-pandemic period.

Following *A MAN OF REASON* (2023), Studio Take is set to release a new budget film project named *THE GUEST*. It is based on the short film with the same title directed by Yeon Je-gwang, which was invited to the 2016 Cannes Film Festival. The movie is currently at the post-production stage and tentatively scheduled to be released in Korea in 2024.

Studio Take is currently in the process of developing and producing an OTT drama project based on an award-winning novel. Other than Studio Take, the Group’s wholly owned subsidiaries, including Greenlight Content Limited and Platform Media Group Co., Ltd., are also developing a pipeline of new Korean film and drama projects targeted for streaming on OTT platforms, reinforcing the Group’s film production capability to continue to produce quality content.

According to data from the Korea Creative Content Agency, the size of the Korean cultural content market was estimated to reach USD70.9 billion for 2023, which is the 7th largest in the world.¹ The power of the Korean Wave had continued to stay resilient in the global content production sector especially with the growing consumer demand for Korean films and dramas which are well-known for their creative concepts, elevated production values and quality screenwriting. Korea is Netflix’s top spending destination in Asia, with the streaming platform giant planning to invest \$2.5 billion in the country’s entertainment content in the span of the next four years as announced by Netflix in April 2023². Rising global star Wi Ha-jun of the Group’s associated company, Spackman Media Group Limited (“SMGL”), stars in a new romance K-drama *GRADUATION*, which is scheduled to be released on tvN and TVing in 2024, and reprises his role in the highly anticipated second season of Netflix global hit series, *SQUID GAME*.

In addition to the development and production of Korean content, the Group shall be reviewing projects for the co-production and financing of US Hollywood films, which generally have a wider international audience base. Capitalizing on the talent management platform of the Group’s associated company, Spackman Media Group Limited (“Spackman Media Group”), the Group intends to collaborate closely with Spackman Media Group to gain foothold in the North American market.

UPDATE ON THE GROUP’S ASSOCIATED COMPANY, SPACKMAN MEDIA GROUP

In February 2023, the Group announced that SMGL, and one of SMGL’s wholly-owned subsidiaries, Crystal Planet Limited, entered into a share exchange agreement (the “Agreement”) with Spackman Equities Group Inc. (a company listed on TSX VENTURE: SQG) (“SQG”) pursuant to which SQG will acquire all of the issued and outstanding shares in the capital of CPL from SMGL in consideration of the issuance of new listed shares of SQG, which is a shareholder of the Group. The transaction will result in SQG becoming a subsidiary of SMGL (the “Proposed Transaction”).

JOINT MESSAGE FROM NON-EXECUTIVE CHAIRMAN AND CEO



Subsequently, in January 2024, SQG provided an update that SQG and CPL had agreed to amend the Agreement to extend the outside date for completion of the Proposed Transaction from October 31, 2023 to June 30, 2024.

In March 2023, SQG announced the TSX Venture Exchange (the “TSXV”) has conditionally approved the listing of the common share of the resulting issuer upon completion of the Proposed Transaction, which constitutes a reverse-takeover transaction under the policies of the TSXV (the “RTO”). Listing of the common shares of the resulting issuer from the RTO is subject to the fulfilment of certain conditions, including the completion of the RTO. Upon the receipt of TSXV approval, SQG expects that the common shares arising from the completion of the RTO will continue to trade on the TSXV under the symbol “SQG”. The RTO will require the approval of SQG’s shareholders on a disinterested basis. SQG anticipates that a special meeting of the shareholders to seek approval for the RTO shall be held in May 2024.

From the Group’s understanding from SMGL, the Proposed Transaction will allow SMGL’s artists to be better positioned to enter the North American film market by leveraging on the geographical advantage of SQG being listed in Canada and to have more opportunities to obtain financing for growth from the capital market in Canada, through its ownership of SQG.

APPRECIATION

I would like to express my deepest gratitude and appreciation to all of Spackman Entertainment Group’s stakeholders, including our employees, shareholders, partners and associates, who have continued to support us as we weather through the challenges of an evolving sector which, we believe, presents extensive growth opportunities as the global demand for quality content increases.

ANTHONY WEI KIT WONG

Non-executive & Independent Chairman

NA KYOUNGWON

Chief Executive Officer & Executive Director

¹ Invest KOREA, Korean Wave, The Power of Korea’s Cultural Content Industry, <https://www.investkorea.org/ik-en/cntnts/i-326/web.do#:~:text=Korean%20Wave%2C%20The%20Power%20of%20Korea’s%20Cultural%20Content%20Industry&text=The%20size%20of%20the%20Korean,7th%20largest%20in%20the%20world,2022>


² WION, Netflix plans to invest \$2.5 bn in South Korea’s OTT content <https://www.wionews.com/business-economy/netflix-plans-to-invest-25-bn-in-south-koreas-ott-content-585847>, 25 April 2023

GROUP STRUCTURE



OUR FILM BUSINESS

PRODUCER



- Originate & develop screenplay
- Procure screenwriters, directors, cast and crew
- Oversee & manage actual filming
- Manage post-production
- Develop marketing strategies for film
- License and/or sell films to overseas markets

PRESENTER



- Raise finance for total production budget
- Enter agreement to distribute film in theatres and overseas
- Enter agreement for ancillary distribution
- Administer expenses of production, distribution & marketing
- Settle & distribute revenue from film

DISTRIBUTOR



- Distribute foreign films in Korea
- Distribute on picture-by-picture basis
- Distribute in theatres & via IPTV & VOD or only via IPTV & VOD

INVESTOR



- Invest money into films for a percentage share of the film's profits to the investors
- Investors as a group typically receive a total of 60% of film's profit, with the other 40% paid to Producer
- Generally invest up to 30% of total production budget (including P&A)

OPERATIONS AND FINANCIAL REVIEW

INCOME STATEMENT

REVENUE

Revenue decreased by US\$2.55 million or 75% year-on-year (“YoY”) to US\$0.85 million in FY2023. This was mainly due to the decrease of US\$1.9 million in revenue from the distribution of films due to termination of content service of several films such as *THE OUTLAWS*. In addition, the revenue decreased by US\$0.06 million, mainly due to lower percentage-of-completion (“POC”) incurred in FY2023 for *A MAN OF REASON* as compared to the production revenue that were incurred in FY2022.

The Group recorded lower revenue from sales of content, restaurant sales and cafe lounge business, and talent management in FY2023 as compared to the previous year.

COST OF SALES

Cost of sales decreased by US\$1.62 million or 81% YoY in FY2023. This was mainly due to the decrease of US\$1.22 million in the cost of sales under the distribution of films for films including *THE OUTLAWS*. In addition, the cost of sales decreased by US\$0.07 million, mainly due to lower production costs incurred in FY2023 for *A MAN OF REASON* as compared to the production costs that were incurred in FY2022.

GROSS PROFIT

The Group registered a gross profit of US\$0.48 million in FY2023, which was US\$0.93 million or 66% lower as compared to FY2022. In line with lower sales, the Group recorded an increase of 15% YoY in gross margin for FY2023 as compared to FY2022.

OTHER INCOME AND GAINS

Other income and gains decreased by US\$0.53 million or 82% YoY to US\$0.12 million in FY2023. The decrease was mainly due to lower fair value gain on investment in financial assets for Skin Inc of US\$0.32 million, gain on foreign currency of US\$0.11 million and government grant income for COVID-19 support of US\$0.08 million in FY2022.

SELLING EXPENSES

Selling expenses decreased by US\$0.08 million or 14% YoY to US\$0.49 million in FY2023 due to a decrease in revenue.

GENERAL AND ADMINISTRATIVE EXPENSES

General and administrative expenses decreased by US\$0.51 million or 11% YoY to US\$4.01 million in FY2023. This was mainly attributable to the decrease in professional fee of US\$0.46 million and depreciation and amortisation of US\$0.17 million.



OTHER EXPENSES

Other expenses decreased by US\$0.47 million or 12% YoY to US\$3.53 million in FY2023. The decrease is primarily attributable to impairment loss on goodwill of US\$0.70 million, impairment loss on investment in associates of US\$0.73 million and foreign currency losses of US\$0.18 million. This is partially offset by higher impairment loss on film production inventories of US\$0.16 million, impairment loss on short-term fund investment of US\$0.16 million, impairment loss on investments in projects of US\$0.36 million and fair value on loss on investments in financial assets of US\$0.51 million.

SHARE OF RESULTS OF ASSOCIATE

The share of results of associate recognised a loss of US\$1 million in FY2023 as compared to a profit of US\$0.42 million in FY2022 attributable by the losses from the Group’s 43.88% owned associated company, Spackman Media Group Limited (“SMGL”). The loss recorded

OPERATIONS AND FINANCIAL REVIEW



by SMGL was US\$1.42 million in FY2023 as compared to a profit of US\$1.02 million in FY2022. This was US\$3.31 million lower than FY2022 as its talent management revenue decreased due to fewer filming and endorsement activities for several artists in FY2023.

LOSS AFTER TAX

As a result of the above, the Group recorded a loss after tax of US\$8.68 million in FY2023 as compared to a loss after tax of US\$6.63 million in FY2022.

FINANCIAL POSITION

NON-CURRENT ASSETS

The Group's non-current assets as of 31 December 2023 was US\$15.28 million, which decreased by US\$3.43 million or 18.35% from US\$18.71

million as compared to 31 December 2022. This was mainly due to the following:

- i) decrease in property, plant and equipment and intangible assets by US\$0.28 million mainly attributable to the depreciation charged during FY2023;
- ii) decrease in intangible assets by US\$1.94 million was mainly due to the impairment loss on goodwill for Constellation Agency Pte Ltd ("**Constellation**") of US\$1.22 million, Take Pictures Pte Ltd ("**Take**") of US\$0.63 million;
- iii) decrease in investment in the associated company by US\$0.87 million. This was mainly due to US\$1 million loss in the share of results of associate for the year, US\$0.18 million in other comprehensive gain from foreign exchange variation and US\$0.05 million impairment loss on investment in associated company;
- iv) decrease in financial assets at fair value through profit or loss by US\$0.51 million from the investment in Skin Inc; and
- v) partially offset by the increase in film production inventories by US\$0.15 million.

CURRENT ASSETS

The Group's current assets decreased by US\$6.62 million from US\$14.73 million as of 31 December 2022 to US\$8.1 million as of 31 December 2023. This was mainly due to the decrease in cash and cash equivalents of US\$5.41 million as explained in the consolidated statement of cash flow below and the decrease in financial assets at fair value through profit or loss of US\$0.98 million and decrease in trade and other receivables of US\$0.25 million. This was partially offset by the increase in film production inventories of US\$0.02 million.

NON-CURRENT LIABILITIES

The Group's non-current liabilities decreased by US\$0.18 million from US\$0.76 million as of 31 December 2022 to US\$0.58 million as of 31 December 2023, which was mainly due to decrease in non-current borrowings.

CURRENT LIABILITIES

The Group's current liabilities amounted to US\$5.1 million as of 31 December 2023 as compared to the current liabilities of US\$6.52 million as of 31 December 2022. This was mainly due to the decrease in trade and other payables of US\$0.48 million, contract liabilities of US\$1.56 million and film obligation and production loan of US\$0.56 million. This was partially offset by an increase in borrowings of US\$1.20 million.

OPERATIONS AND FINANCIAL REVIEW

CASHFLOW

As of 31 December 2023, the Group had cash and cash equivalents amounting to US\$0.80 million as compared to cash and cash equivalents amounting to US\$6.21 million as of 31 December 2022.

The significant cash movements during FY2023 as compared to FY2022 can be summarised as follows:

Cash flow used in operating activities for FY2023 amounted to US\$5.47 million as compared to cash flow used in operating activities of US\$5.15 million for FY2022. The cash flow used in operating activities for FY2023 was mainly attributable to the operating loss before working capital changes of US\$3.55 million, payables and contract liabilities of US\$2.16 million and film production inventories of US\$0.41 million. This was partially offset by receivables and contract assets of US\$0.50 million and the currency translation gain of US\$0.10 million.

Cash flow used in investing activities for FY2023 was US\$0.68 million as compared to cash flow generated from investing activities of

US\$0.62 million for FY2022. The cash flow used in investing activities was mainly due to the investment of financial assets at fair value through profit or loss of US\$0.31 million, purchases of property, plant and equipment of US\$0.05 million, additional short-term loans of US\$0.17 million, short-term loan to associated company of US\$0.09 million and net advances given to the associated company of US\$0.27 million. This was partially offset by proceeds from the settlement of investments in project of US\$0.19 million and proceeds from the repayment of short-term loans of US\$0.01 million.

Cash flow generated from financing activities was US\$0.76 million for FY2023 as compared to cash flow used in financing activities of US\$0.63 million for FY2022. The cash flow generated from financing activities for FY2023 was mainly due to the proceeds from borrowings of US\$1.65 million, loan received from director of US\$0.07 million, advances received from directors of subsidiaries of US\$0.07 million and net decrease of leasehold deposits of US\$0.06 million. This was partially offset by the repayment of borrowings of US\$0.48 million, repayment of lease liabilities of US\$0.35 million and net repayment of film obligations and production loans of US\$0.16 million.



OUR SUBSIDIARIES (STUDIO TAKE)

TAKE PICTURES

TAKE

On 27 October 2017, the Group completed the acquisition of the entire issued and paid-up share capital of Take Pictures Pte. Ltd. ("Take Pictures"). Take Pictures owns 100% of the equity interest in Studio Take Co., Ltd. ("Studio Take"), which is a development motion picture production company founded by veteran movie producer, Mr. Song Dae-chan ("Mr. Song") and incorporated in the Republic of Korea. Studio Take seeks to produce top quality films that will be theatrically distributed and released in Korea and overseas markets, as well as for subsequent post theatrical worldwide release in other forms of media, including cable television, broadcast television, IPTV, video-on-demand, and home video/DVD, etc. Studio Take will release all of its motion pictures into wide-theatrical exhibition initially in Korea, and then in overseas and ancillary markets.

Mr. Song is currently the founder and Chief Executive Officer of Studio Take. Studio Take currently owns a line-up of several films including *A MAN OF REASON*, which was released in the third quarter of 2023, and *THE GUEST*, which is expected to be released in 2024. Produced by Studio Take, *A MAN OF REASON* premiered globally at the 47th Toronto International Film Festival ("TIFF") held in September 2022. TIFF selected *A MAN OF REASON* as a Special Presentations film of its 2022 Official Selection. It was also invited to the 42nd Hawaii International Film Festival and the 55th Sitges Film Festival. In addition, Epic Pictures Group, an independent film and television studio which has extensive experience in distributing genre films in the US and Canada, acquired the North American rights of this film.



OUR SUBSIDIARIES (STUDIO TAKE)

Studio Take’s following film *THE GUEST*, is based on the short film with the same title directed by Yeon Je-gwang, which was invited to the 2016 Cannes Film Festival. The current status of the film is at the post-production stage and scheduled to be released in 2024.

Studio Take’s first production, *STONE SKIPPING*, a human drama film, was released on 15 October 2020 in Korea. It released its second film *THE BOX*, starring EXO’s Chanyeol, on 24 March 2021. Prior to establishing Studio Take, Mr. Song spent 13 years working alongside well-known producer Ms. Eugene Lee, the CEO of Zip Cinema Co., Ltd. Mr. Song began his career in 2002 apprenticing under Kang Jekyu, director of classic hits *SIRI* (1999) and *TAEGUKKI* (2004) at the eponymous film company, Kang JEKYU Film. Mr. Song continued his career at B.O.M. Pictures working with Ms. Lee on *A BITTERSWEET LIFE* (2005), and then joined her at Zip Cinema where they collaborated on numerous projects for the next 12 years.

Studio Take is starting to contribute to the Group’s film production capability and the Group believes that Studio Take is well-equipped to continue delivering a healthy pipeline of top quality content.

Photo Stills from *A MAN OF REASON*:



Photo Stills from *THE BOX*:



Photo Stills from *STONE SKIPPING*:



OUR SUBSIDIARIES (SIMPLEX FILMS)

Photo Stills from *JESTERS: THE GAME CHANGERS*:



SIMPLEX FILMS



On 20 August 2019, the Group completed the acquisition of the entire issued and paid-up share capital of Simplex Films Limited (“Simplex Films”). Simplex Films is an early stage film production firm headed by veteran Korean producer, Lim Ji Young. Simplex intends to produce top quality films to be theatrically released and distributed in Korea and overseas.

The CEO of Simplex, Lim Ji Young, achieved the following accolades, namely, 2014 PGK (Producer Guild of Korea) Vice President, 2014 Winner for Best Female Producer of the 15th Annual Woman’s Film Awards, 2012 Grand Prize for Best Story for *DEMI HUMAN* from the Korean Creative Contents Agency and 2012 Grand Prize for Best Story for *DEMI HUMAN* from the Ministry of Culture, Sports and Tourism. She has produced the following Korean films: *JESTERS: THE GAME CHANGERS* (2019), *FABRICATED CITY* (2017), *MISS GRANNY* (2014), *DERANGED* (2012), *INTO THE WHITE LIGHT* (2009), *ATTACK ON THE PIN-UP BOYS* (2007), *LOVELY RIVALS* (2004) and *SEDUCING MR. PERFECT* (2006). Notably, *MISS GRANNY* (2014) recorded total admissions of 8.6 million at the Korean box office.

The maiden movie of Simplex Films, *JESTERS: THE GAME CHANGERS* (2019), was released in Korea on 21 August 2019. Simplex Films has several films in the pipeline including, *HURRICANE BROTHERS* (working title).

OUR SUBSIDIARIES (NOVUS MEDIACORP)

NOVUS MEDIACORP

Incorporated in 2009, Novus Mediacorp Co., Ltd. (“**Novus Mediacorp**”), a 51% subsidiary of Spackman Entertainment Group Limited, is a renowned investor, presenter, and/or post-theatrical distributor for a total of 82 films (61 Korean and 21 foreign).

The key strength of Novus Mediacorp lies in its capability to select its role either as an Investor, Presenter and/or Distributor to strategically maximize its profits for the film that it participates in.

Novus Mediacorp is the post-theatrical distributor of comedy film *MARRYING THE MAFIA: RETURNS* (2023), headlined by Yoon Hyun-min, Yura, Kim Soo-mi, Tak Jae-hoon and Jeong Jun-ha, comical drama film *COME BACK HOME* (2022), starring Ra Mi-ran of *THE HIMALAYAS* (2015), Song Sae-byeok of *THE SERVANT* (2010) and Lee Beom-soo of *SINGLES* (2003), and *OH! MADAM* (2020) which features Uhm Jung-hwa, one of the most influential women in the Korean entertainment industry and Park Sung-woong of *THE DEAL* (2015). In 2019, Novus Mediacorp was the investor and post-theatrical distributor of *LONG LIVE THE KING* starring Kim Rae-won of *CRAZY ROMANCE* (2019), which was produced by Spackman Entertainment Group, and ranked as the best romance film of 2019. During the same year, Novus Mediacorp was the post-theatrical distributor of *MY FIRST CLIENT*, headlined by Lee Dong-hwi of tvN series *REPLY1988* (2015). In 2018, Novus Mediacorp was the post-theatrical

distributor of comedy film, *TOO HOT TO DIE* and action drama film, *SNATCH UP*. In 2017, Novus Mediacorp was the post-theatrical distributor of *THE OUTLAWS*, which broke the all-time highest Video On Demand (“**VOD**”) sales records in Korea. *THE OUTLAWS*, headlined by Ma Dong-seok of *TRAIN TO BUSAN* (2016), was one of the highest-grossing domestic film in that year. In the same year, Novus Mediacorp was the post-theatrical distributor of *MAN OF WILL* starring Cho Jin-woong of television series *SIGNAL* (2016) and Song Seung-heon of television series *PLAYER* (2018). In 2016, Novus Mediacorp was the presenter and post-theatrical distributor of *LIFE RISKING ROMANCE*, a romance thriller starring Ha Ji-won, Chun Jung-myung and Chen Bolin. *LIFE RISKING ROMANCE* was released in Korea on 14 December 2016. On 25 July 2016, Alibaba Pictures purchased the rights to distribute the film in movie theatres and online platforms in China.

Other notable films post-theatrically distributed by Novus Mediacorp include *SECRETLY, GREATLY* starring Kim Soo-hyun of *MY LOVE FROM THE STARS*, which was one of the biggest box office hits of 2013 in Korea, *FRIEND 2: THE GREAT LEGACY*, the sequel to the 2001 box office hit *FRIEND*, and *ALL ABOUT MY WIFE*, a top-grossing romantic comedy produced by Spackman Entertainment Group.

For more information, do visit www.novusmediacorp.com.



PORTFOLIO OF NOVUS MEDIACORP



MAJOR MOVIES PRESENTED AND/OR DISTRIBUTED (ANCILLARY MARKET) BY NOVUS MEDIACORP



**MARRYING THE MAFIA:
RETURNS**
2023



COME BACK HOME
2022



OK! MADAM
2020



**LONG LIVE
THE KING**
2019



THE OUTLAWS
2017



LIFE RISKING ROMANCE
2016



INNOCENT THING
2014



**FRIEND: THE GREAT
LEGACY**
2013



HOPE
2013



**VERY ORDINARY
COUPLE**
2013

PORTFOLIO OF NOVUS MEDIACORP



MAJOR MOVIES PRESENTED AND/OR DISTRIBUTED (ANCILLARY MARKET) BY NOVUS MEDIACORP



SECRETLY GREATLY
2013




ALL ABOUT MY WIFE
2012



THE SCENT
2012



WAR OF THE ARROWS
2011



ALWAYS
2011



BLADES OF BLOOD
2010

OTHER BUSINESSES

UPPER WEST

— YOU DESERVE TO CHILL OUT —

UPPER WEST

Upper West Inc., a 94.38% indirect subsidiary of the Group, which was established on 28 September 2012, operates the café-restaurant, Upper West, in the trendy Gangnam district of Seoul.



noon pictures

NOON PICTURES

noon pictures Co., Ltd. ("Noon"), a 60.2% subsidiary of the Group, is a professional photography studio servicing corporate clientele in film and TV production, media, magazines, advertising, and agency pictures. Noon has provided high end photography services to such clients as Forbes, Bloomberg, Businessweek, Getty Images, and its list of celebrity clients is a roll call of Korea's most famous people including UN Secretary General Ban Ki-Moon, and entertainment stars such as Rain, Jung Woo-sung, and Kim Hye-soo.

STRATEGY AND FUTURE PLANS

TO BE A LEADING ENTERTAINMENT GROUP IN PARTICIPATING AND INVESTING INTO THE HIGHEST TOP QUALITY PROJECTS

DRAMA & FILM PRODUCTION



- To develop and produce only the best dramas and films in terms of quality and commercial viability
- To pursue opportunities to produce, finance and participate in Korean dramas and US films targeted for the global audience

TALENT MANAGEMENT



- Leverage on Spackman Media Group's unparalleled portfolio of artists to participate into the highest quality content projects and build portfolio of collaborative businesses
- To collaborate with SMGL to reap potential benefits from various sources including investment, artist fees and co-presenting fees

ACQUISITION



- To make acquisitions of entertainment companies that can financially and strategically complement our existing core operations

COLLABORATIVE BUSINESS



- To explore investment opportunities in businesses across a range of industries that offer compelling growth opportunities, in partnership with SMGL
- To invest in brands that can leverage on association with Korean celebrities such as the investment into Skin Inc. Global

BOARD OF DIRECTORS

ANTHONY WEI KIT WONG
Non-Executive & Independent
Chairman

Mr. Anthony Wong is an Independent Director and Non-Executive Chairman of the Board of Spackman Entertainment Group Limited. He is also the Chairman of the Audit and Risk Management Committee and the Nominating Committee, and serves on the Remuneration Committee. From August 2021 to November 2023, Mr. Wong was the Chief Financial Officer of Canada Rare Earth Corp. (TSXV.LL), a company listed on the TSX Venture Exchange, Canada. From 10 December 2014 to 31 March 2017, he was the Chief Financial Officer of China Public Procurement Limited, a public company in Hong Kong. From January 2009, he worked for e-Hong Group Limited, a public company in Hong Kong and served as its Chief Financial Officer from January 2011 until January 2014. From June 2006 until December 2008, Mr. Wong served as the Chief Executive Officer and director of New Legend Group Limited, a start-up Canadian capital pool company listed on the Toronto Venture Exchange. He was previously the finance director of Hutchison Telecommunications Group, the telecommunication subsidiary of Hutchison Whampoa, where he led the mergers and acquisitions team to start up international joint ventures and investment projects. Mr. Wong has also worked at Deloitte Touche Chartered Accountants in Vancouver, and worked as Senior Audit Manager with PricewaterhouseCoopers in Hong Kong.

Currently, Mr. Wong is a member of the Chartered Professional Accountants Association and the Institute of Chartered Accountants of British Columbia, Canada. He graduated with a B.A. from Simon Fraser University, British Columbia, Canada, majoring in business and economics.

NA KYOUNGWON
Chief Executive Officer
and Executive Director

Mr. Na Kyounghwon is the Chief Executive Officer and Executive Director of Spackman Entertainment Group Limited. He previously served as the Chief Financial Officer of Spackman Entertainment Group from September 2013 to February 2019. He also serves on the Nominating Committee. He is responsible for overseeing the key financial, operating and business matters of the Group. Prior to joining the Group, Mr. Na worked with KPMG Korea and KPMG Singapore, providing audit, tax and advisory services to many private and public companies over a period of nine years. He is a member of the Institute of Singapore Chartered Accountants and a member of the Korean Institution of Certified Public Accountants. Mr. Na graduated with a Master of Science in Business Administration (majoring in Accounting) and a Bachelor of Science in Engineering from Seoul National University.

BOARD OF DIRECTORS

LEE JAE SEUNG
Independent Director

Mr. Lee Jae Seung is the Independent Director of Spackman Entertainment Group Limited. He is also the Chairman of the Remuneration Committee and serves on the Audit and Risk Management and the Nominating Committee. Since 2018, Mr. Lee has been the directing consultant at LG CNS in Korea. He provides management and business consulting advice in various industries including the entertainment sector in Korea. From 2013 to 2018, he was the directing consultant at Samsung SDS. Previously, he was also a director at Ernst & Young (EY) advisory and Accenture in Korea. Mr. Lee graduated from Hanyang University with a Bachelor degree in Industrial Chemistry.

LEE DOO HEE
Independent Director

Mr. Lee Doo Hee is an Independent Director of Spackman Entertainment Group Limited. He also serves on the Audit and Risk Management Committee and the Remuneration Committee. From 2018 to present, he is a director at Widus Partners Pte. Ltd in Singapore. He worked as an attorney at Latham & Watkins LLP from 2015 to 2018. He was formerly a senior legal counsel at Samsung Life Insurance Co. Ltd. and an attorney at Sidley Austin LLP. He graduated with a Juris Doctor degree from University of California, Berkeley School of Law, in the US and a Bachelor of Arts from Emory University Georgia, US. He is an Attorney at Law in New York State in the US.



KEY MANAGEMENT

NA KYOUNGWON

Chief Executive Officer and
Executive Director

Profile as disclosed under Board of Directors

JASMINE LEONG

General Manager & Head of Investor
Relations

Ms. Leong is the Head of Investor Relations of Spackman Entertainment Group Limited and is primarily responsible for overseeing the Company's corporate actions, investor relations and operational matters. Ms. Leong has several years of experience in handling investor relations and corporate communications of listed companies on the SGX-ST. Previously, she was the Investor Relations Manager at Accordia Golf Trust Management Pte. Ltd. and worked at Financial PR Pte Ltd. She started her career with Europtronic Group where she was based in China. She is a holder of the International Certificate of Investor Relations (ICIR). Ms. Leong graduated with a Masters in Communication Management and a Bachelor in Business Management from the Singapore Management University.

LAEMIN RYU

Group Financial Controller

Mr. Ryu is the Group Financial Controller of Spackman Entertainment Group Limited and is primarily responsible for managing and overseeing the financial related activities including accounting, financing and taxation matters of the Group. Previously, he was the finance & accounting manager at Reed Exhibitions Korea and senior accountant at Nike Korea. He started his career in finance as an associate at JB Woori Capital and later on as an assistant finance manager at Sisley Korea. Mr. Ryu graduated from Sungkyunkwan University with a Bachelor of Science in Chemical Engineering and a Bachelor of Arts in Economics.

CORPORATE INFORMATION

BOARD OF DIRECTORS

ANTHONY WEI KIT WONG
(Non-Executive and Independent Chairman)

NA KYOUNGWON
(Chief Executive Officer and Executive Director)

LEE JAE SEUNG
(Non-Executive and Independent Director)

LEE DOO HEE
(Non-Executive and Independent Director)

AUDIT AND RISK MANAGEMENT COMMITTEE

ANTHONY WEI KIT WONG (Chairman)
LEE JAE SEUNG
LEE DOO HEE

NOMINATING COMMITTEE

ANTHONY WEI KIT WONG (Chairman)
LEE JAE SEUNG
NA KYOUNGWON

REMUNERATION COMMITTEE

LEE JAE SEUNG (Chairman)
ANTHONY WEI KIT WONG
LEE DOO HEE

JOINT COMPANY SECRETARIES

NA KYOUNGWON (CA (Singapore))
NORAINI BINTE NOOR MOHAMED ABDUL LATIFF
(ACIS, MBA)

REGISTERED OFFICE

16 Collyer Quay
#17-00
Singapore 049318
Tel: +65 6311 0042

PRINCIPAL PLACE OF BUSINESS

Singapore
111 Somerset Road,
#05-13, 111 Somerset
Singapore 238164

South Korea
Proom Building
82 Nonhyun-Dong
Gangnam-Gu
Seoul 135-818
Korea

SHARE REGISTRAR

Tricor Barbinder Share Registration Services
(a division of Tricor Singapore Pte. Ltd.)
80 Robinson Road
#02-00
Singapore 068898

AUDITORS

Baker Tilly TFW LLP
Chartered Accountants of Singapore
600 North Bridge Road
#05-01 Parkview Square
Singapore 188778

Partner-in-Charge: Low See Lien
(Appointed with effect from financial year
ended 31 December 2021)

PRINCIPAL BANKERS

Industrial Bank of Korea (Sinsa-Dong Branch)
Shinhan Bank (Jamsil-Nam Branch)
Woori Bank (Young Dong Branch)

CATALIST SPONSOR

Evolve Capital Advisory Private Limited
138 Robinson Road
Oxley Tower, #13-02
Singapore 068906

MEDIA AND INVESTOR RELATIONS

Spackman Entertainment Group Limited
JASMINE LEONG
Email: info@spackmanentertainment.com



FINANCIAL CONTENTS

34

CORPORATE GOVERNANCE REPORT

69

STATISTICS OF SHAREHOLDINGS

71

ADDITIONAL INFORMATION ON DIRECTORS SEEKING RE-ELECTION

77

DIRECTORS' STATEMENT

80

INDEPENDENT AUDITOR'S REPORT

85

CONSOLIDATED STATEMENT OF PROFIT OR LOSS AND OTHER
COMPREHENSIVE INCOME

86

STATEMENTS OF FINANCIAL POSITION

87

CONSOLIDATED STATEMENT OF CHANGES IN EQUITY

89

CONSOLIDATED STATEMENT OF CASH FLOWS

91

NOTES TO THE FINANCIAL STATEMENTS

139

NOTICE OF ANNUAL GENERAL MEETING



CORPORATE GOVERNANCE REPORT

DISCLOSURE TABLE FOR ANNUAL REPORT IN COMPLIANCE WITH THE CODE OF CORPORATE GOVERNANCE 2018 AND CATALIST RULES

The Board of Directors (the “**Board**”) of Spackman Entertainment Group Limited (the “**Company**” and together with its subsidiaries, the “**Group**”) are committed to maintaining high standards of corporate governance and places importance on its corporate governance processes and systems so as to ensure greater transparency, accountability and maximization of long-term shareholder value.

Unless otherwise stated, this report outlines the Group’s corporate governance practices that were in place during the financial year ended 31 December 2023 (“**FY2023**”), with specific reference made to the principles of the Code of Corporate Governance issued on 6 August 2018 (the “**Code**”) and the disclosure guide (the “**Guide**”) as set out in the Singapore Exchange Securities Trading Limited (the “**SGX-ST**”) Listing Manual Section B: Rules of Catalist (the “**Catalist Rules**”).

Guideline	Code and/or Guide Description	Company’s Compliance or Explanation
General	Compliance with the principles and guidelines of the Code.	<p>The Company has complied with the principles and guidelines as set out in the Code and the Guide, where applicable.</p> <p>Appropriate explanations have been provided in the relevant sections below where there are deviations from the Code and/or the Guide.</p> <p>The Company did not adopt any alternative corporate governance practices in FY2023.</p>

CORPORATE GOVERNANCE REPORT

Guideline	Code and/or Guide Description	Company's Compliance or Explanation																																			
BOARD MATTERS																																					
The Board's Conduct of Affair																																					
1.1	Principle duties of the Board	<p>As at the date of this report, the Board has 4 members and comprises the following:</p> <table border="1" data-bbox="639 745 1425 1319"> <thead> <tr> <th colspan="2" data-bbox="639 745 1007 831">Composition of the Board</th> <th colspan="3" data-bbox="1013 745 1425 831">Composition of the Board Committees</th> </tr> <tr> <td colspan="2"></td> <td colspan="3" data-bbox="1013 779 1425 831"> <ul style="list-style-type: none"> • C – Chairman • M – Member </td> </tr> <tr> <th data-bbox="639 840 818 952">Name of Director</th> <th data-bbox="825 840 1007 952">Designation</th> <th data-bbox="1013 840 1160 952">Audit and Risk Management Committee ("ARMC")⁽¹⁾</th> <th data-bbox="1166 840 1281 952">Nominating Committee ("NC")⁽²⁾</th> <th data-bbox="1287 840 1425 952">Remuneration Committee ("RC")⁽³⁾</th> </tr> </thead> <tbody> <tr> <td data-bbox="639 960 818 1072">Anthony Wei Kit Wong ("Anthony Wong")</td> <td data-bbox="825 960 1007 1072">Non-Executive Chairman and Independent Director</td> <td data-bbox="1013 960 1160 1072">C</td> <td data-bbox="1166 960 1281 1072">C</td> <td data-bbox="1287 960 1425 1072">M</td> </tr> <tr> <td data-bbox="639 1081 818 1193">Na Kyoungwon</td> <td data-bbox="825 1081 1007 1193">Executive Director and Chief Executive Officer ("CEO") and Company Secretary</td> <td data-bbox="1013 1081 1160 1193">–</td> <td data-bbox="1166 1081 1281 1193">M</td> <td data-bbox="1287 1081 1425 1193">–</td> </tr> <tr> <td data-bbox="639 1202 818 1258">Lee Jae Seung</td> <td data-bbox="825 1202 1007 1258">Independent Director</td> <td data-bbox="1013 1202 1160 1258">M</td> <td data-bbox="1166 1202 1281 1258">M</td> <td data-bbox="1287 1202 1425 1258">C</td> </tr> <tr> <td data-bbox="639 1267 818 1319">Lee Doo Hee</td> <td data-bbox="825 1267 1007 1319">Independent Director</td> <td data-bbox="1013 1267 1160 1319">M</td> <td data-bbox="1166 1267 1281 1319">–</td> <td data-bbox="1287 1267 1425 1319">M</td> </tr> </tbody> </table> <p data-bbox="639 1361 687 1379"><i>Notes:</i></p> <p data-bbox="639 1391 1425 1435"><i>(1) The ARMC comprises 3 members, all of whom, including the ARMC Chairman, are independent and non-executive.</i></p> <p data-bbox="639 1447 1425 1469"><i>(2) The NC comprises 3 members, the majority of whom, including the NC Chairman, are independent.</i></p> <p data-bbox="639 1480 1425 1525"><i>(3) The RC comprises 3 members, all of whom, including the RC Chairman, are independent and non-executive.</i></p> <p data-bbox="639 1563 1425 1675">All directors recognise that they have to discharge their duties and responsibilities at all times as fiduciaries in the interest of the Company and hold Management accountable for performance while the Board is accountable to shareholders through effective governance of the business.</p> <p data-bbox="639 1709 1425 1821">The Board has put in place a Code of Conduct to guide employee's compliance with internal controls, policies and procedures of the Group, and to guide their observance of ethics and integrity in the day-to-day conduct of the Group's business.</p> <p data-bbox="639 1854 1425 1966">The Board is entrusted to lead and oversee the Company, with the fundamental principle to act in the best interest of the Company. Directors facing conflicts of interest will recuse themselves from discussions and decisions involving the issues of conflict.</p>	Composition of the Board		Composition of the Board Committees					<ul style="list-style-type: none"> • C – Chairman • M – Member 			Name of Director	Designation	Audit and Risk Management Committee ("ARMC") ⁽¹⁾	Nominating Committee ("NC") ⁽²⁾	Remuneration Committee ("RC") ⁽³⁾	Anthony Wei Kit Wong ("Anthony Wong")	Non-Executive Chairman and Independent Director	C	C	M	Na Kyoungwon	Executive Director and Chief Executive Officer ("CEO") and Company Secretary	–	M	–	Lee Jae Seung	Independent Director	M	M	C	Lee Doo Hee	Independent Director	M	–	M
Composition of the Board		Composition of the Board Committees																																			
		<ul style="list-style-type: none"> • C – Chairman • M – Member 																																			
Name of Director	Designation	Audit and Risk Management Committee ("ARMC") ⁽¹⁾	Nominating Committee ("NC") ⁽²⁾	Remuneration Committee ("RC") ⁽³⁾																																	
Anthony Wei Kit Wong ("Anthony Wong")	Non-Executive Chairman and Independent Director	C	C	M																																	
Na Kyoungwon	Executive Director and Chief Executive Officer ("CEO") and Company Secretary	–	M	–																																	
Lee Jae Seung	Independent Director	M	M	C																																	
Lee Doo Hee	Independent Director	M	–	M																																	

CORPORATE GOVERNANCE REPORT

Guideline	Code and/or Guide Description	Company's Compliance or Explanation
		<p>In addition to its statutory duties, the Board's principal functions are to:</p> <ul style="list-style-type: none"> • Set out overall long-term strategic plans and objectives for the Group and ensure that the necessary financial and human resources are in place for the Company to meet its objectives; • Establish a framework of prudent and effective internal controls and risk management strategies which enables risk to be assessed and managed, including safeguarding of shareholders' interests and the Group's assets; • Review management performance and monitor the reporting of performance; • Ensure good corporate governance practices to protect the interests of shareholders; and • Appoint directors of the Company and key management personnel of the Group.
1.2	Continuous Training for Directors and Orientation for Incoming Director	<p>All newly appointed directors of the Company will undergo an orientation programme where the director would be briefed on the Group's strategic direction, governance practices, business and organisation structure as well as the expected duties of a director of a listed company. To get a better understanding of the Group's business, the director would visit the Group's operational facilities and meet with key management personnel of the Group. There are no new directors appointed to the Board in FY2023.</p> <p>The Board values on-going professional development and recognises that it is important that all directors receive regular training so as to be able to serve effectively on and contribute to the Board.</p> <p>To ensure directors can fulfil their obligations and to continually improve the performance of the Board, all directors are encouraged to undergo continual professional development during the term of their appointment. Professional development may relate to a particular subject area, committee membership, or key developments in the Company's environment, market or operations which may be provided by accredited training providers such as the Singapore Institute of Directors. Directors are encouraged to consult the Chairman and CEO if they consider that they personally, or the Board as a whole, would benefit from specific education or training regarding matters that fall within the responsibility of the Board or relate to the Company's business. Such training costs would be borne by the Company.</p> <p>News releases issued by the SGX-ST and the Accounting and Corporate Regulatory Authority (ACRA) and news articles/reports (including analyst reports) which are relevant to the Group's business are regularly circulated to all the directors.</p> <p>During FY2023, the directors were briefed by professionals at ARMC meetings on regulatory changes and changes in financial reporting standards as well as issues which may have an impact on financial statements.</p>

CORPORATE GOVERNANCE REPORT

Guideline	Code and/or Guide Description	Company's Compliance or Explanation																																			
1.3	Matters requiring Board's approval	<p>Matters that require the Board's approval include, amongst others, the following:</p> <ul style="list-style-type: none"> • corporate strategy and business plans of the Group; • overseeing the process of evaluating the adequacy and effectiveness of internal controls, risk management systems and compliance of the Group; • material acquisitions, divestments and capital expenditure of the Group; • share issuance, dividend release or changes in capital of the Company; • budgets, financial results announcements, annual report and audited financial statements of the Group; • material financing and restructuring plans of the Group; and • material interested person transactions of the Group. 																																			
1.4	Delegation of Authority to Board Committees	<p>The Board has delegated certain responsibilities to the ARMC, the RC and the NC (collectively, the "Board Committees"). The composition of the Board Committees has been set out in Section 1.1 of this report. The terms of reference of the Board Committees are disclosed in subsequent sections of this report.</p>																																			
1.5	Meeting of Board and Board Committees	<p>During FY2023, the Board meets at least on a half-yearly basis, and as and when circumstances require. The number of Board and Board Committees meetings held and the attendance of each Board member for FY2023 are shown below:</p> <table border="1"> <caption>Table 1.5 – Board and Board Committee Meetings in FY2023</caption> <thead> <tr> <th></th> <th>Board</th> <th>ARMC</th> <th>NC</th> <th>RC</th> </tr> </thead> <tbody> <tr> <td>Number of Meetings Held</td> <td>4</td> <td>4</td> <td>1</td> <td>1</td> </tr> <tr> <th>Name of Director</th> <th colspan="4">Number of Meetings Attended</th> </tr> <tr> <td>Anthony Wong</td> <td>4/4</td> <td>4/4</td> <td>1/1</td> <td>1/1</td> </tr> <tr> <td>Na Kyoungwon</td> <td>4/4</td> <td>NA</td> <td>1/1</td> <td>NA</td> </tr> <tr> <td>Lee Jae Seung</td> <td>4/4</td> <td>4/4</td> <td>1/1</td> <td>1/1</td> </tr> <tr> <td>Lee Doo Hee</td> <td>4/4</td> <td>4/4</td> <td>NA</td> <td>1/1</td> </tr> </tbody> </table> <p><i>NA – Not applicable, as the director is not a member of the respective Board Committees.</i></p> <p>The Company's Constitution allows for meetings to be held through telephone and/or video-conference.</p>		Board	ARMC	NC	RC	Number of Meetings Held	4	4	1	1	Name of Director	Number of Meetings Attended				Anthony Wong	4/4	4/4	1/1	1/1	Na Kyoungwon	4/4	NA	1/1	NA	Lee Jae Seung	4/4	4/4	1/1	1/1	Lee Doo Hee	4/4	4/4	NA	1/1
	Board	ARMC	NC	RC																																	
Number of Meetings Held	4	4	1	1																																	
Name of Director	Number of Meetings Attended																																				
Anthony Wong	4/4	4/4	1/1	1/1																																	
Na Kyoungwon	4/4	NA	1/1	NA																																	
Lee Jae Seung	4/4	4/4	1/1	1/1																																	
Lee Doo Hee	4/4	4/4	NA	1/1																																	

CORPORATE GOVERNANCE REPORT

Guideline	Code and/or Guide Description	Company's Compliance or Explanation																								
1.6	Provision of Information to the Board and Board Committee	<p>It is the aim of the Board to provide shareholders with a balanced and understandable assessment of the Company's performance, position and prospects. This responsibility extends to the half-year and full-year financial results announcements, other price-sensitive public reports and reports to regulators (if required).</p> <p>Management provides the Board with key information that is complete, adequate and timely. The types of information which are provided by Management to the Board are set out in the table below:</p> <table border="1" data-bbox="639 860 1426 1435"> <caption data-bbox="639 860 1426 898">Table 1.6 – Types of information provided by Management to the Board</caption> <thead> <tr> <th data-bbox="639 898 715 943"></th> <th data-bbox="715 898 1254 943">Information</th> <th data-bbox="1254 898 1426 943">Frequency</th> </tr> </thead> <tbody> <tr> <td data-bbox="639 943 715 1039">1.</td> <td data-bbox="715 943 1254 1039">Board papers (with background or explanatory information relating to the matters brought before the Board, where necessary)</td> <td data-bbox="1254 943 1426 1039">Half-yearly and when necessary</td> </tr> <tr> <td data-bbox="639 1039 715 1111">2.</td> <td data-bbox="715 1039 1254 1111">Updates to the Group's operations and the markets in which the Group operates</td> <td data-bbox="1254 1039 1426 1111">Half-yearly and when necessary</td> </tr> <tr> <td data-bbox="639 1111 715 1182">3.</td> <td data-bbox="715 1111 1254 1182">Budgets and/or forecasts (with variance analysis)</td> <td data-bbox="1254 1111 1426 1182">Half-yearly and when necessary</td> </tr> <tr> <td data-bbox="639 1182 715 1254">4.</td> <td data-bbox="715 1182 1254 1254">Management accounts</td> <td data-bbox="1254 1182 1426 1254">Half-yearly and when necessary</td> </tr> <tr> <td data-bbox="639 1254 715 1294">5.</td> <td data-bbox="715 1254 1254 1294">Reports on on-going or planned corporate actions</td> <td data-bbox="1254 1254 1426 1294">When necessary</td> </tr> <tr> <td data-bbox="639 1294 715 1364">6.</td> <td data-bbox="715 1294 1254 1364">External Auditors' ("EA") report(s) and Internal Auditors' ("IA") report(s)</td> <td data-bbox="1254 1294 1426 1364">Annually</td> </tr> <tr> <td data-bbox="639 1364 715 1435">7.</td> <td data-bbox="715 1364 1254 1435">Research report(s)</td> <td data-bbox="1254 1364 1426 1435">As and when available</td> </tr> </tbody> </table> <p>Management will on best endeavours, encrypt documents which bear material price-sensitive information when circulating documents electronically.</p> <p>Management will also provide any additional material or information that is requested by the Board or that is necessary to enable the Board to make a balanced and informed assessment of the Group's performance, position and prospects.</p>		Information	Frequency	1.	Board papers (with background or explanatory information relating to the matters brought before the Board, where necessary)	Half-yearly and when necessary	2.	Updates to the Group's operations and the markets in which the Group operates	Half-yearly and when necessary	3.	Budgets and/or forecasts (with variance analysis)	Half-yearly and when necessary	4.	Management accounts	Half-yearly and when necessary	5.	Reports on on-going or planned corporate actions	When necessary	6.	External Auditors' ("EA") report(s) and Internal Auditors' ("IA") report(s)	Annually	7.	Research report(s)	As and when available
	Information	Frequency																								
1.	Board papers (with background or explanatory information relating to the matters brought before the Board, where necessary)	Half-yearly and when necessary																								
2.	Updates to the Group's operations and the markets in which the Group operates	Half-yearly and when necessary																								
3.	Budgets and/or forecasts (with variance analysis)	Half-yearly and when necessary																								
4.	Management accounts	Half-yearly and when necessary																								
5.	Reports on on-going or planned corporate actions	When necessary																								
6.	External Auditors' ("EA") report(s) and Internal Auditors' ("IA") report(s)	Annually																								
7.	Research report(s)	As and when available																								

CORPORATE GOVERNANCE REPORT

Guideline	Code and/or Guide Description	Company's Compliance or Explanation
1.7	Access to Management, Company Secretary, and Independent Professional Advice	<p>All directors have separate and independent access to Management and the Joint Company Secretaries. The role of the Joint Company Secretaries, the appointment and removal of whom is a decision of the Board as a whole, is as follows:</p> <ul style="list-style-type: none"> • Ensuring that Board procedures are observed and that the Company's Constitution, relevant rules and regulations, including requirements of the Securities and Futures Act 2001 of Singapore, the Companies Act 1967 of Singapore and the Catalist Rules, are complied with; • Assisting the Chairman and the Board to implement and strengthen corporate governance practices, with a view to enhancing long-term shareholder value; • Assisting the Chairman to ensure good information flows within the Board and Board Committees and key management personnel of the Group; • Facilitating orientation and assisting with professional development as required; • Training, designing and implementing a framework for key management personnel's compliance with the Catalist Rules, including timely disclosure of material information; • Attending and preparing minutes for all Board and Board Committee meetings; • As secretary to all the other Board Committees, the Joint Company Secretaries assist to ensure coordination and acts as a liaison between the Board, the Board Committees and key management personnel; and • Assisting the Chairman, the Chairman of each Board Committee and key management personnel in the development of the agendas for the various Board and Board Committee meeting. <p>Individually or collectively, in order to execute their duties, directors are able to obtain independent professional advice at the Company's expense as and when required.</p> <p>Professional advisors may be invited to advise the Board, or and of its members, if the Board or any individual member thereof needs independent advice.</p>

CORPORATE GOVERNANCE REPORT

Guideline	Code and/or Guide Description	Company's Compliance or Explanation
Board Composition and Guidance		
2.1 2.2 2.3	Board Composition and Degree of Independence of the Board	<p>During FY2023, there is a strong and independent element on the Board, with Independent Directors, including the Chairman of the Board who is independent, making up more than half of the Board. The Non-Executive Directors make up a majority of the Board.</p> <p>As at the date of this report, the Board comprises four (4) directors, one (1) of whom is Executive Director and three (3) of whom are Independent and Non-Executive Directors.</p> <p>The Independent Directors have no relationship with the Company, its related corporations, its substantial shareholders or officers that could interfere, or be reasonably perceived to interfere, with the exercise of the director's independent business judgement in the best interests of the Company.</p> <p>Pursuant to Catalyst Rule 406(3)(d)(iv), Mr Anthony Wong who is appointed on 20 June 2014 and had exceeded the aggregate period of more than 9 years as a Director of the Company on 20 June 2023, may continue to be considered independent until the conclusion of the Annual General Meeting ("AGM") to be held on 30 April 2024.</p> <p>Mr Anthony Wong who is due for retirement by rotation pursuant to Article 91 of the Constitution of the Company at the upcoming AGM will, upon re-election as a Director of the Company, be re-designated as Non-Executive and Non-Independent Chairman.</p> <p>After the re-designation of Mr Anthony Wong to Non-Executive and Non-Independent Chairman, Independent Directors do not make up a majority of the Board where the Chairman is not independent. The Company is currently in the process of searching for suitable candidate(s) to be appointed as Independent Directors.</p> <p>The Company does not have any alternate directors to the existing directors of the Company. However, alternate directors may be appointed as and when the Board deems necessary. Circumstances which warrant such appointments may include health, age related concerns as well as Board succession plans.</p>
2.4	Composition and Size of the Board	<p>The Board is of the opinion that it would be most effective to draw on the wealth of experience from the longer serving directors while concurrently taking progressive steps to review and consider opportunities to refresh the Board as and when deemed required.</p> <p>To meet the changing challenges in the industry and country which the Group operates in, such reviews, which includes considering factors such as the expertise, skills and perspectives which the Board needs against the existing competencies would be done on an annual basis to ensure that the Board's dynamics remain optimal.</p>

CORPORATE GOVERNANCE REPORT

Guideline	Code and/or Guide Description	Company's Compliance or Explanation																																	
		<p>The Board's policy in identifying potential directors is primarily to have an appropriate mix of members with complementary skills, core competencies and experience for the Group and it also takes cognizance on gender and age diversity.</p> <p>The Board has put in place a Board Diversity Policy which endorses the principles that the Board should have a balance of skills, knowledge, experience and diversity of perspectives appropriate to its business so as to mitigate against group think and to ensure that the Group has the opportunity to benefit from all available talents.</p> <p>In reviewing the Board composition and succession planning, the NC will consider the benefits of all aspects of diversity, including diversity of background, experience, gender, age and other relevant factors. These differences will be considered in determining the optimum composition of the Board and when possible, should be balanced appropriately.</p> <p>The main objective of the Board Diversity Policy is to continue to maintain the appropriate balance of perspectives, skills and experience on the Board to support the long-term success of the Group. The NC will review the Board Diversity Policy, as appropriate, to ensure its effectiveness, and will recommend appropriate revisions to the Board for consideration and approval. It will also continue its identification and evaluation of suitable candidates to ensure there is diversity (including gender diversity) on the Board.</p> <p>The current Board composition provides a diversity of skills, experience and knowledge to the Company as follows:</p> <table border="1" data-bbox="639 1384 1426 1939"> <caption data-bbox="646 1393 1129 1420">Table 2.4 – Balance and Diversity of the Board</caption> <thead> <tr> <th data-bbox="639 1429 1094 1496"></th> <th data-bbox="1101 1429 1257 1496">Number of Directors</th> <th data-bbox="1264 1429 1426 1496">Proportion of Board</th> </tr> </thead> <tbody> <tr> <td data-bbox="639 1505 1094 1536">Core Competencies</td> <td data-bbox="1101 1505 1257 1536"></td> <td data-bbox="1264 1505 1426 1536"></td> </tr> <tr> <td data-bbox="639 1545 1094 1576">– Accounting or finance</td> <td data-bbox="1101 1545 1257 1576">3</td> <td data-bbox="1264 1545 1426 1576">75%</td> </tr> <tr> <td data-bbox="639 1585 1094 1617">– Business management</td> <td data-bbox="1101 1585 1257 1617">4</td> <td data-bbox="1264 1585 1426 1617">100%</td> </tr> <tr> <td data-bbox="639 1626 1094 1657">– Legal or corporate governance</td> <td data-bbox="1101 1626 1257 1657">1</td> <td data-bbox="1264 1626 1426 1657">25%</td> </tr> <tr> <td data-bbox="639 1666 1094 1733">– Relevant industry knowledge or experience</td> <td data-bbox="1101 1666 1257 1733">3</td> <td data-bbox="1264 1666 1426 1733">75%</td> </tr> <tr> <td data-bbox="639 1742 1094 1774">– Strategic planning experience</td> <td data-bbox="1101 1742 1257 1774">4</td> <td data-bbox="1264 1742 1426 1774">100%</td> </tr> <tr> <td data-bbox="639 1783 1094 1814">– Customer based experience or knowledge</td> <td data-bbox="1101 1783 1257 1814">2</td> <td data-bbox="1264 1783 1426 1814">50%</td> </tr> <tr> <td data-bbox="639 1823 1094 1854">Gender</td> <td data-bbox="1101 1823 1257 1854"></td> <td data-bbox="1264 1823 1426 1854"></td> </tr> <tr> <td data-bbox="639 1863 1094 1895">– Male</td> <td data-bbox="1101 1863 1257 1895">4</td> <td data-bbox="1264 1863 1426 1895">100%</td> </tr> <tr> <td data-bbox="639 1904 1094 1935">– Female</td> <td data-bbox="1101 1904 1257 1935">0</td> <td data-bbox="1264 1904 1426 1935">0%</td> </tr> </tbody> </table>		Number of Directors	Proportion of Board	Core Competencies			– Accounting or finance	3	75%	– Business management	4	100%	– Legal or corporate governance	1	25%	– Relevant industry knowledge or experience	3	75%	– Strategic planning experience	4	100%	– Customer based experience or knowledge	2	50%	Gender			– Male	4	100%	– Female	0	0%
	Number of Directors	Proportion of Board																																	
Core Competencies																																			
– Accounting or finance	3	75%																																	
– Business management	4	100%																																	
– Legal or corporate governance	1	25%																																	
– Relevant industry knowledge or experience	3	75%																																	
– Strategic planning experience	4	100%																																	
– Customer based experience or knowledge	2	50%																																	
Gender																																			
– Male	4	100%																																	
– Female	0	0%																																	

CORPORATE GOVERNANCE REPORT

Guideline	Code and/or Guide Description	Company's Compliance or Explanation
		<p>The NC will strive to ensure that:-</p> <ul style="list-style-type: none"> • if external search consultants are used to search for candidates for Board appointments, the brief will include a requirement to also present female candidates; • a female candidate is included for consideration by the NC whenever it seeks to identify a new Director for appointment to the Board; and • female representation on the Board shall be continuously reviewed, recognising that the Board's needs will change over time taking into account the skills and experience on the Board. <p>The final decision on selection of Directors will be based on merits that complement and expand the skills and experience of the Board as a whole, and after having given due regard to the overall balance and effectiveness of a diverse Board.</p> <p>The Board has taken the following steps to maintain or enhance its balance and diversity:</p> <ul style="list-style-type: none"> • Annual review by the NC to assess if the existing attributes and core competencies of the Board are complementary and enhance the efficacy of the Board; and • Annual evaluation by the directors of the skill sets the other directors possess, with a view to understand the range of expertise which is lacking by the Board. <p>The NC will consider the results of these exercises in its recommendation for the appointment of new directors and/or the re-appointment of incumbent directors.</p>
2.5	Meeting without the presence of Management	<p>Led by the Chairman of the Board who is Non-Executive and Independent as at the date of this report, the Non-Executive Directors and Independent Directors are scheduled to meet regularly, and as warranted, in the absence of key management personnel to discuss concerns or matters such as the effectiveness of Management.</p> <p>The Non-Executive Directors and Independent Directors have met once in the absence of key management personnel in February 2024 and provided feedback to the Board accordingly.</p>

CORPORATE GOVERNANCE REPORT

Guideline	Code and/or Guide Description	Company's Compliance or Explanation
Chairman and Chief Executive Officer		
3.1 3.2	Role and Responsibility of Chairman and CEO	<p>The roles of Chairman and CEO are handled by two separate persons and their duties are segregated.</p> <p>As at the date of this report, Mr Anthony Wong is a Non-Executive and Independent Director and is also the Chairman of the Board. As part of his duties, the Chairman also ensures that Board meetings are held when necessary and sets the Board meeting agenda in consultation with the CEO, acting as facilitator at Board meetings and maintaining regular dialogue with the Management on all operational matters. In addition, the Chairman ensures that Board members are provided with complete, adequate and timely information, facilitates the effective contribution of Non-Executive Directors, ensures there is effective communication with shareholders and promotes high standards of corporate governance.</p> <p>Pursuant to Catalyst Rule 406(3)(d)(iv), Mr Anthony Wong who is appointed on 20 June 2014 and had exceeded the aggregate period of more than 9 years as a Director of the Company on 20 June 2023, may continue to be considered independent until the conclusion of the AGM to be held on 30 April 2024.</p> <p>Mr Anthony Wong who is due for retirement by rotation pursuant to Article 91 of the Constitution of the Company at the upcoming AGM will, upon re-election as a Director of the Company, be re-designated as Non-Executive and Non-Independent Chairman.</p> <p>Following the resignation of Mr Ko Jihwan as CEO of the Company on 28 April 2023, Mr Na Kyoungwon was appointed as CEO of the Company on 1 June 2023 and assumes executive responsibilities of the overall business and operational decisions of the Company.</p>
3.3	Lead Independent Director	<p>As at the date of this report, the Company has no Lead Independent Director. The Board is of the opinion that it is not necessary to have a Lead Independent Director given that the Chairman is Non-Executive and Independent and is separate from the role of CEO. The Chairman is available to shareholders to address concerns or issues that shareholders may have and for which communication with the Company's Management has failed to resolve the concerns or issues, or where such communication is inappropriate.</p> <p>Upon the re-election as a Director of the Company at the upcoming AGM, Mr Anthony Wong will be re-designated as Non-Executive and Non-Independent Chairman. In compliance with the Code, Mr Lee Doo Hee will be appointed as the Lead Independent Director after the conclusion of the upcoming AGM, and will act as the principal liaison to address shareholders' concerns or issues in the case where direct contact through normal channels of the Chairman/CEO or Management fails to resolve or is inappropriate.</p>

CORPORATE GOVERNANCE REPORT

Guideline	Code and/or Guide Description	Company's Compliance or Explanation
		<p>The role as Lead Independent Director includes but is not limited to:-</p> <ul style="list-style-type: none"> (a) Act as liaison between the Independent Directors of the Board and the Chairman of the Board and lead the Independent Directors to provide a non-executive perspective in circumstances where it would be inappropriate for the Chairman to serve in such capacity and to contribute a balanced view point to the Board; (b) Advise the Chairman of the Board as to the quality, quantity and timeliness of information submitted by Management that is necessary or appropriate for the Independent Directors to effectively and responsibly perform their duties; (c) Assist the Board in ensuring compliance with and implementation of governance guidelines; (d) Lead the meetings of Non-Executive Directors (without the presence of the Executive Directors), where necessary, and to provide feedback to the Chairman after such meetings; and (e) Serve as principal liaison for consultation and communication with shareholders.
Board Membership		
4.1	Role and Terms of Reference of NC	<p>The NC is guided by key terms of reference as follows:</p> <ul style="list-style-type: none"> (a) Reviewing and recommending candidates for appointments to the Board (including alternate directors, if necessary) and Board Committees; (b) Reviewing and approving any new employment of related persons and proposed terms of their employment; (c) Re-nominating the Company's directors for re-election in accordance with the Constitution at each annual general meeting and having regard to the director's contribution and performance (including alternate directors, if applicable). All directors are required to retire from office once in every three years. However, a retiring director is eligible for re-election at the meeting at which he retires; (d) Determining on an annual basis whether or not a director of the Company is independent; (e) Deciding whether or not a director of the Company is able to and has been adequately carrying out his duties and responsibilities as a director, including time and effort contributed to the Company, attendance at meetings of the Board and Board Committees, participation at meetings and contributions that are constructive, analytical, independent and well-considered, and taking into consideration the director's board representations in other listed companies and other principal commitments;

CORPORATE GOVERNANCE REPORT

Guideline	Code and/or Guide Description	Company's Compliance or Explanation
		<p>(f) Deciding how the Board's, Board Committees' and individual director's performance may be evaluated and propose objective performance criteria, as approved by the Board, that allows comparison with its industry peers, and address how the Board has enhanced long term shareholders' value;</p> <p>(g) Recommending to the Board the review of board succession plans for the Company's directors;</p> <p>(h) Reviewing training and professional development programmes for the Board;</p> <p>(i) Recommending the appointment of key management positions, reviewing succession plans for key positions within the Group and overseeing the development of key executives and talented executives within the Group; and</p> <p>(j) Reviewing and assessing from time to time whether any director or any person involved in the day-to-day management of the Group is related to, or is appointed pursuant to an agreement or arrangement with, a controlling shareholder and/or its associates.</p>
4.2	Composition of NC	<p>As at the date of this report, the NC comprises one (1) Executive Director and two (2) Non-Executive and Independent Directors. Accordingly, majority of the NC members, including the Chairman of the NC are independent.</p> <p>Mr Anthony Wong who is due for retirement by rotation pursuant to Article 91 of the Constitution of the Company at the upcoming AGM will, upon re-election as a Director of the Company, be re-designated as Non-Executive and Non-Independent Chairman. Accordingly, Mr Anthony Wong will step down as Chairman of the NC and cease to be a member of the NC. In compliance with the Code, Mr Lee Doo Hee will be appointed as the Lead Independent Director after the conclusion of the upcoming AGM, and will also be appointed as Chairman of the NC.</p>

CORPORATE GOVERNANCE REPORT

Guideline	Code and/or Guide Description	Company's Compliance or Explanation																		
4.3	Board nomination process for the Company in the last financial year for (i) selecting and appointing new directors and (ii) re-electing incumbent directors.	<p>Table 4.3(a) – Process for the Selection and Appointment of New Directors</p> <table border="1"> <tbody> <tr> <td data-bbox="639 622 715 779">1.</td> <td data-bbox="715 622 943 779">Determination of selection criteria</td> <td data-bbox="943 622 1430 779"> <ul style="list-style-type: none"> The NC, in consultation with the Board, would identify the current needs of the Board in terms of skills, experience, knowledge and gender to complement and strengthen the Board. </td> </tr> <tr> <td data-bbox="639 779 715 936">2.</td> <td data-bbox="715 779 943 936">Search for suitable candidates</td> <td data-bbox="943 779 1430 936"> <ul style="list-style-type: none"> The NC would consider candidates proposed by the directors, key management personnel or substantial shareholders, and may engage external recruitment consultants where necessary. </td> </tr> <tr> <td data-bbox="639 936 715 1037">3.</td> <td data-bbox="715 936 943 1037">Assessment of shortlisted candidates</td> <td data-bbox="943 936 1430 1037"> <ul style="list-style-type: none"> The NC would meet and interview the shortlisted candidates to assess their suitability. </td> </tr> <tr> <td data-bbox="639 1037 715 1137">4.</td> <td data-bbox="715 1037 943 1137">Appointment of Director</td> <td data-bbox="943 1037 1430 1137"> <ul style="list-style-type: none"> The NC would recommend the selected candidate to the Board for consideration and approval. </td> </tr> </tbody> </table> <p>Table 4.3(b) – Process for the Re-election of Incumbent Directors</p> <table border="1"> <tbody> <tr> <td data-bbox="639 1216 715 1395">1.</td> <td data-bbox="715 1216 943 1395">Assessment of Director</td> <td data-bbox="943 1216 1430 1395"> <ul style="list-style-type: none"> The NC would assess the performance of the director in accordance with the performance criteria set by the Board; and The NC would also consider the current needs of the Board. </td> </tr> <tr> <td data-bbox="639 1395 715 1518">2.</td> <td data-bbox="715 1395 943 1518">Re-appointment of Director</td> <td data-bbox="943 1395 1430 1518"> <ul style="list-style-type: none"> Subject to the NC's satisfactory assessment, the NC would recommend the proposed re-election of the director to the Board for its consideration and approval. </td> </tr> </tbody> </table> <p>The Board will take reference from its Board Diversity Policy in the abovementioned processes.</p>	1.	Determination of selection criteria	<ul style="list-style-type: none"> The NC, in consultation with the Board, would identify the current needs of the Board in terms of skills, experience, knowledge and gender to complement and strengthen the Board. 	2.	Search for suitable candidates	<ul style="list-style-type: none"> The NC would consider candidates proposed by the directors, key management personnel or substantial shareholders, and may engage external recruitment consultants where necessary. 	3.	Assessment of shortlisted candidates	<ul style="list-style-type: none"> The NC would meet and interview the shortlisted candidates to assess their suitability. 	4.	Appointment of Director	<ul style="list-style-type: none"> The NC would recommend the selected candidate to the Board for consideration and approval. 	1.	Assessment of Director	<ul style="list-style-type: none"> The NC would assess the performance of the director in accordance with the performance criteria set by the Board; and The NC would also consider the current needs of the Board. 	2.	Re-appointment of Director	<ul style="list-style-type: none"> Subject to the NC's satisfactory assessment, the NC would recommend the proposed re-election of the director to the Board for its consideration and approval.
1.	Determination of selection criteria	<ul style="list-style-type: none"> The NC, in consultation with the Board, would identify the current needs of the Board in terms of skills, experience, knowledge and gender to complement and strengthen the Board. 																		
2.	Search for suitable candidates	<ul style="list-style-type: none"> The NC would consider candidates proposed by the directors, key management personnel or substantial shareholders, and may engage external recruitment consultants where necessary. 																		
3.	Assessment of shortlisted candidates	<ul style="list-style-type: none"> The NC would meet and interview the shortlisted candidates to assess their suitability. 																		
4.	Appointment of Director	<ul style="list-style-type: none"> The NC would recommend the selected candidate to the Board for consideration and approval. 																		
1.	Assessment of Director	<ul style="list-style-type: none"> The NC would assess the performance of the director in accordance with the performance criteria set by the Board; and The NC would also consider the current needs of the Board. 																		
2.	Re-appointment of Director	<ul style="list-style-type: none"> Subject to the NC's satisfactory assessment, the NC would recommend the proposed re-election of the director to the Board for its consideration and approval. 																		

CORPORATE GOVERNANCE REPORT

Guideline	Code and/or Guide Description	Company's Compliance or Explanation
4.4	Determining Director's Independence	<p>The Board takes into account the existence of relationships or circumstances, including those identified by the Code, that are relevant in its determination as to whether a director is independent. In addition, the NC reviews the individual directors' declaration in their assessment of independence. The Independent Directors confirmed their independence in accordance with the Code on an annual basis. The NC has also reviewed and confirmed the independence of the Independent Directors in accordance with the Code during the NC and Board meetings held in February 2024 and is satisfied that the Independent Directors are able to exercise independent business judgement in the best interests of the Company.</p> <p>As at the date of this report, Mr Anthony Wong who was appointed on 20 June 2014 has served beyond nine (9) years since the date of his first appointment. Pursuant to Catalist Rule 406(3)(iv), Mr Anthony may continue to be considered independent until the conclusion of the upcoming AGM.</p>
4.5	Assessment of Commitment of Directors, including assessment of Directors sitting on Multiple Boards	<p>The Board has set the maximum number of listed company board representations as 6.</p> <p>Having assessed the capacity of the directors based on factors disclosed below, the Board is of the view that this number would allow directors to have increased exposure to different Boards and broaden their experience and knowledge in relation to Board matters, hence ultimately benefitting the Company. The considerations in assessing the capacity of directors include the following:</p> <ul style="list-style-type: none"> • Expected and/or competing time commitments of directors, including whether such commitment is a full-time or part-time employment capacity; • Geographical location of directors; • Size and composition of the Board; • Nature and scope of the Group's operations and size; and • Capacity, complexity and expectations of the other listed directorships and principal commitments held. <p>The NC has reviewed the time spent and attention given by each of the directors to the Company's and the Group's affairs, taking into account the multiple directorships and other principal commitments of each of the directors (if any), and is satisfied that all directors have discharged their duties adequately for FY2023.</p>

CORPORATE GOVERNANCE REPORT

Guideline	Code and/or Guide Description	Company's Compliance or Explanation																																				
		<p>The key information of the directors, including their appointment dates and directorships in other listed companies held in the past 3 years, are set out on pages 29 to 30 of this annual report. Additional details are also shown below.</p> <p>A list of directorships of the directors of the Company in other listed companies and the principal commitments of each director as at the date of this report is set out below:</p> <table border="1" data-bbox="639 801 1425 1787"> <caption data-bbox="646 808 1002 835"><i>Table 4.5 – Directorship Additional Details</i></caption> <thead> <tr> <th colspan="3" data-bbox="639 842 1010 902">Directorship in the Company</th> <th colspan="2" data-bbox="1016 842 1227 902">Directorship(s) in other listed companies</th> <th data-bbox="1233 842 1425 902"></th> </tr> <tr> <th data-bbox="639 911 751 1021">Name</th> <th data-bbox="758 911 869 1021">Initial Appointment Date</th> <th data-bbox="876 911 1010 1021">Date of last appointment</th> <th data-bbox="1016 911 1128 1021">Present</th> <th data-bbox="1134 911 1227 1021">Past preceding three (3) years</th> <th data-bbox="1233 911 1425 1021">Principal commitments⁽¹⁾</th> </tr> </thead> <tbody> <tr> <td data-bbox="639 1028 751 1088">Anthony Wong</td> <td data-bbox="758 1028 869 1088">20 June 2014</td> <td data-bbox="876 1028 1010 1088">29 April 2022</td> <td data-bbox="1016 1028 1128 1088">N.A.</td> <td data-bbox="1134 1028 1227 1088">N.A.</td> <td data-bbox="1233 1028 1425 1088">N.A.</td> </tr> <tr> <td data-bbox="639 1095 751 1547">Na Hyoungwon</td> <td data-bbox="758 1095 869 1547">18 January 2018</td> <td data-bbox="876 1095 1010 1547">28 April 2023</td> <td data-bbox="1016 1095 1128 1547">Spackman Equities Group Inc.</td> <td data-bbox="1134 1095 1227 1547">N.A.</td> <td data-bbox="1233 1095 1425 1547"> <ul style="list-style-type: none"> • Take Pictures Pte. Ltd. • Spackman Media Group Pte. Ltd. • Constellation Agency Pte. Ltd. • Spackman Media Group Limited • Spackman Entertainment Group (HK) Limited • Spackman Equities Limited • Spackman Entertainment Korea Inc. </td> </tr> <tr> <td data-bbox="639 1554 751 1615">Lee Jae Seung</td> <td data-bbox="758 1554 869 1615">8 July 2022</td> <td data-bbox="876 1554 1010 1615">28 April 2023</td> <td data-bbox="1016 1554 1128 1615">N.A.</td> <td data-bbox="1134 1554 1227 1615">N.A.</td> <td data-bbox="1233 1554 1425 1615">N.A.</td> </tr> <tr> <td data-bbox="639 1621 751 1780">Lee Doo Hee</td> <td data-bbox="758 1621 869 1780">1 September 2022</td> <td data-bbox="876 1621 1010 1780">28 April 2023</td> <td data-bbox="1016 1621 1128 1780">N.A.</td> <td data-bbox="1134 1621 1227 1780">N.A.</td> <td data-bbox="1233 1621 1425 1780"> <ul style="list-style-type: none"> • Widus Partners Pte. Ltd. • Widus Strategic Investments Pte. Ltd. • BEF GP Pte. Ltd. </td> </tr> </tbody> </table> <p data-bbox="639 1823 679 1845"><i>Note:</i></p> <p data-bbox="639 1850 1425 1975"><i>(1) Under the Code, the term "principal commitments" includes all commitments which involve significant time commitment such as full-time occupation, consultancy work, committee work, non-listed company board representations and directorships and involvement in non-profit organisations. Where a director sits on the boards of non active related corporations, those appointments should not normally be considered principal commitments.</i></p>	Directorship in the Company			Directorship(s) in other listed companies			Name	Initial Appointment Date	Date of last appointment	Present	Past preceding three (3) years	Principal commitments ⁽¹⁾	Anthony Wong	20 June 2014	29 April 2022	N.A.	N.A.	N.A.	Na Hyoungwon	18 January 2018	28 April 2023	Spackman Equities Group Inc.	N.A.	<ul style="list-style-type: none"> • Take Pictures Pte. Ltd. • Spackman Media Group Pte. Ltd. • Constellation Agency Pte. Ltd. • Spackman Media Group Limited • Spackman Entertainment Group (HK) Limited • Spackman Equities Limited • Spackman Entertainment Korea Inc. 	Lee Jae Seung	8 July 2022	28 April 2023	N.A.	N.A.	N.A.	Lee Doo Hee	1 September 2022	28 April 2023	N.A.	N.A.	<ul style="list-style-type: none"> • Widus Partners Pte. Ltd. • Widus Strategic Investments Pte. Ltd. • BEF GP Pte. Ltd.
Directorship in the Company			Directorship(s) in other listed companies																																			
Name	Initial Appointment Date	Date of last appointment	Present	Past preceding three (3) years	Principal commitments ⁽¹⁾																																	
Anthony Wong	20 June 2014	29 April 2022	N.A.	N.A.	N.A.																																	
Na Hyoungwon	18 January 2018	28 April 2023	Spackman Equities Group Inc.	N.A.	<ul style="list-style-type: none"> • Take Pictures Pte. Ltd. • Spackman Media Group Pte. Ltd. • Constellation Agency Pte. Ltd. • Spackman Media Group Limited • Spackman Entertainment Group (HK) Limited • Spackman Equities Limited • Spackman Entertainment Korea Inc. 																																	
Lee Jae Seung	8 July 2022	28 April 2023	N.A.	N.A.	N.A.																																	
Lee Doo Hee	1 September 2022	28 April 2023	N.A.	N.A.	<ul style="list-style-type: none"> • Widus Partners Pte. Ltd. • Widus Strategic Investments Pte. Ltd. • BEF GP Pte. Ltd. 																																	

CORPORATE GOVERNANCE REPORT

Guideline	Code and/or Guide Description	Company's Compliance or Explanation												
		<p>Mr Anthony Wong will retire by rotation pursuant to Article 91 of the Constitution of the Company, and being eligible and having consented, will be nominated for re-election as director at the upcoming AGM. Upon re-election, Mr Anthony Wong will be re-designated as Non-Executive and Non-Independent Chairman of the Board. He will also be re-designated as a member of the ARMC, and step down as a member of the NC. Mr Anthony Wong will remain as a member of the RC. There are no relationships (including immediate family relationships) between Mr Anthony Wong and the other directors of the Company, the Company, its related corporations, its substantial shareholders or its officers. Mr Anthony Wong is considered by the Board to be non-independent for the purpose of Catalyst Rule 704(7).</p> <p>Mr Lee Jae Seung will retire by rotation pursuant to Article 91 of the Constitution of the Company, and being eligible and having consented, will be nominated for re-election as director at the upcoming AGM. Upon re-election, Mr Lee Jae Seung will remain as Independent Director of the Board, Chairman of the RC and a member of the ARMC and the NC of the Company. There are no relationships (including immediate family relationships) between Mr Lee Jae Seung and the other directors of the Company, the Company, its related corporations, its substantial shareholders or its officers, which may affect his independence. Mr Lee Jae Seung is considered by the Board to be independent for the purpose of Catalyst Rule 704(7).</p> <p>The NC, with the respective member who is interested in the discussion having abstained from the deliberations, had recommended the above respective directors for re-election at the upcoming AGM.</p>												
Board Performance														
5.1 5.2	Performance criteria and process for evaluation	<p>The table below sets out the performance criteria, as recommended by the NC and approved by the Board, to be relied upon to evaluate the effectiveness of the Board as a whole and its Board Committees, and for assessing the contribution by each Director to the effectiveness of the Board:</p> <table border="1" data-bbox="638 1451 1428 2049"> <thead> <tr> <th colspan="3" data-bbox="638 1451 1428 1489"><i>Table 5</i></th> </tr> <tr> <th data-bbox="638 1489 821 1556">Performance Criteria</th> <th data-bbox="821 1489 1125 1556">Board and Board Committees</th> <th data-bbox="1125 1489 1428 1556">Individual Directors</th> </tr> </thead> <tbody> <tr> <td data-bbox="638 1556 821 1780">Qualitative</td> <td data-bbox="821 1556 1125 1780"> <ol style="list-style-type: none"> 1. Size and composition 2. Access to information 3. Board processes 4. Strategic planning 5. Board accountability 6. Risk management 7. Succession planning </td> <td data-bbox="1125 1556 1428 1780"> <ol style="list-style-type: none"> 1. Commitment of time 2. Knowledge and abilities 3. Teamwork 4. Independence (if applicable) 5. Overall effectiveness </td> </tr> <tr> <td data-bbox="638 1780 821 2049">Quantitative</td> <td data-bbox="821 1780 1125 2049"> <ol style="list-style-type: none"> 1. Return on equity 2. Performance of the Company's share price over a 3-year period vis-à-vis the FTSE Straits Time Index and a benchmark of the Company's industry peers </td> <td data-bbox="1125 1780 1428 2049"> <ol style="list-style-type: none"> 1. Attendance at Board and Board Committee meetings </td> </tr> </tbody> </table>	<i>Table 5</i>			Performance Criteria	Board and Board Committees	Individual Directors	Qualitative	<ol style="list-style-type: none"> 1. Size and composition 2. Access to information 3. Board processes 4. Strategic planning 5. Board accountability 6. Risk management 7. Succession planning 	<ol style="list-style-type: none"> 1. Commitment of time 2. Knowledge and abilities 3. Teamwork 4. Independence (if applicable) 5. Overall effectiveness 	Quantitative	<ol style="list-style-type: none"> 1. Return on equity 2. Performance of the Company's share price over a 3-year period vis-à-vis the FTSE Straits Time Index and a benchmark of the Company's industry peers 	<ol style="list-style-type: none"> 1. Attendance at Board and Board Committee meetings
<i>Table 5</i>														
Performance Criteria	Board and Board Committees	Individual Directors												
Qualitative	<ol style="list-style-type: none"> 1. Size and composition 2. Access to information 3. Board processes 4. Strategic planning 5. Board accountability 6. Risk management 7. Succession planning 	<ol style="list-style-type: none"> 1. Commitment of time 2. Knowledge and abilities 3. Teamwork 4. Independence (if applicable) 5. Overall effectiveness 												
Quantitative	<ol style="list-style-type: none"> 1. Return on equity 2. Performance of the Company's share price over a 3-year period vis-à-vis the FTSE Straits Time Index and a benchmark of the Company's industry peers 	<ol style="list-style-type: none"> 1. Attendance at Board and Board Committee meetings 												

CORPORATE GOVERNANCE REPORT

Guideline	Code and/or Guide Description	Company's Compliance or Explanation
		<p>The NC would review the criteria on a periodic basis to ensure that the criteria is able to provide an accurate and effective performance assessment taking into consideration industry standards and the economic climate with the objective to enhance long-term shareholders value, thereafter propose amendments, if any, to the Board for approval.</p> <p>The review of the performance of the Board and the Board Committees is conducted by the NC annually. The review of the performance of each director is also conducted at least annually and when a particular director is due for re-election.</p> <p>The NC had conducted its review in February 2024 and the process was as follows:</p> <ol style="list-style-type: none"> 1. All Directors individually completed a board evaluation questionnaire on the effectiveness of the Board, the Board Committees and the individual directors based on criteria disclosed in Table 5 above; 2. One of the Joint Company Secretaries collated and submitted the questionnaire results to the NC Chairman in the form of a report; and 3. The NC discussed the report and concluded the performance results during the NC meeting. <p>All NC members have abstained from the voting or review process of any matters in connection with the assessment of his own performance.</p> <p>No external facilitator was used in the evaluation process.</p>
REMUNERATION MATTERS		
Procedures for Developing Remuneration Policies		
6.1 and 6.3	Role and Terms of Reference of RC	<p>The RC is guided by key terms of reference as follows:</p> <ol style="list-style-type: none"> (a) Review and recommend to the Board a general framework of remuneration and specific remuneration packages for each director and key management personnel; (b) Review and recommend to the Board the service contracts of Executive Directors and key management personnel and ensure that such services contracts are fair and not excessively long or with onerous renewal/ termination clauses; (c) Reviewing the on-going appropriateness and relevance of the executive remuneration policy and other benefit programmes;

CORPORATE GOVERNANCE REPORT

Guideline	Code and/or Guide Description	Company's Compliance or Explanation
		<p>(d) Considering, reviewing and approving and/or varying (if necessary) the entire specific remuneration package and service contract terms for each member of key management (including salaries, allowances, bonuses, payments, options, benefits in kind, retirement rights, severance packages and service contracts) having regard to the executive remuneration policy for each of the companies within the Group;</p> <p>(e) Considering and approving termination payments, retirement payments, gratuities, ex-gratia payments, severance payments and other similar payments to each member of key management;</p> <p>(f) Determining, reviewing and approving the design of all option plans, stock plans and/or other equity-based plans that the Group proposes to implement, to determine each year whether awards will be made under such plans, to review and approve each award as well as the total proposed awards under each plan in accordance with the rules governing each plan and to review, approve and keep under review performance hurdles and/or fulfilment of performance hurdles under such plans;</p> <p>(g) Reviewing the remuneration of employees who are related to the directors and substantial shareholders of the Company to ensure that their remuneration packages are in line with the staff remuneration guideline and commensurate with their respective job scopes and level of responsibilities; and</p> <p>(h) To administer the Spackman Entertainment Group Limited Employee Share Option Scheme.</p>
6.2	Composition of RC	<p>As at the date of this report, the RC comprises three (3) members, all of whom including the RC Chairman are independent and non-executive.</p> <p>Pursuant to Catalist Rule 406(3)(d)(iv), Mr Anthony Wong, a member of the NC, who is appointed on 20 June 2014 and had exceeded the aggregate period of more than 9 years as a Director of the Company on 20 June 2023, may continue to be considered independent until the conclusion of the upcoming AGM.</p> <p>After the conclusion of the AGM, the RC remains compliant to the Code where it comprises three (3) members, all of whom are non-executive directors and the majority of whom, including the RC Chairman, are independent.</p>

CORPORATE GOVERNANCE REPORT

Guideline	Code and/or Guide Description	Company's Compliance or Explanation
6.4	Access to Remuneration Consultant	<p>The RC has access to professional advice of external experts in the area of remuneration, where required.</p> <p>No remuneration consultants were engaged by the Company in FY2023.</p>
Level and Mix of Remuneration		
7.	Determining the level of remuneration	<p>In determining the level of remuneration, the RC shall:</p> <ul style="list-style-type: none"> • give due consideration to the Code's principles and guidance notes on the level and mix of remuneration so as to ensure that the level of remuneration is appropriate to attract, retain and motivate directors and key management personnel needed to run the Company successfully, taking into account the risk policies of the Company and be symmetric with risks outcomes and be sensitive to the time horizon of risks; • ensure that proportion of the remuneration is linked to corporate and individual's performance; and • design remuneration packages in such manner to align interests of the Executive Director(s) and key management personnel with those of shareholders. <p>Annual review is carried out by the RC to ensure that the remuneration of the Executive Director and key management personnel commensurate with the Company's and their performance, giving due regard to the financial and commercial health and business needs of the Group. The performance of the CEO is reviewed periodically by the RC and the Board.</p>
7.1	Remuneration Structure of Executive Director, CEO and Key Management Personnel	<p>The remuneration received by the Executive Director and key management personnel takes into consideration his or her individual performance and contribution towards the overall performance of the Group for FY2023. Their remuneration is made up of fixed and variable compensations. The fixed compensation consists of an annual base salary, fixed allowance and annual wage supplement. The variable compensation is determined based on the level of achievement of corporate and individual performance objectives.</p>

CORPORATE GOVERNANCE REPORT

Guideline	Code and/or Guide Description	Company's Compliance or Explanation												
	Contractual Provision Protecting the Company's Interest	<p>The following performance conditions were chosen for the Group to remain competitive and to motivate the Executive Director, CEO and key management personnel to work in alignment with the goals of all stakeholders:</p> <table border="1" data-bbox="638 683 1428 1317"> <thead> <tr> <th colspan="3" data-bbox="638 683 1428 723"><i>Table 7.1</i></th> </tr> <tr> <th data-bbox="638 723 821 824">Performance Conditions</th> <th data-bbox="821 723 1125 824">Short-term Incentives (such as performance bonus)</th> <th data-bbox="1125 723 1428 824">Long-term Incentives (such as the Scheme)</th> </tr> </thead> <tbody> <tr> <td data-bbox="638 824 821 1010">Qualitative</td> <td data-bbox="821 824 1125 1010"> <ol style="list-style-type: none"> 1. Leadership 2. People development 3. Commitment 4. Teamwork 5. Current market and industry practices </td> <td data-bbox="1125 824 1428 1010"> <ol style="list-style-type: none"> 1. Current market and industry practices </td> </tr> <tr> <td data-bbox="638 1010 821 1317">Quantitative</td> <td data-bbox="821 1010 1125 1317"> <ol style="list-style-type: none"> 1. Return on equity 2. Relative financial performance of the Group to its industry peers for that particular financial year under assessment </td> <td data-bbox="1125 1010 1428 1317"> <ol style="list-style-type: none"> 1. Relative financial performance of the Group to its industry peers over a 3-year period 2. Improvement in the Company's share price over a 3-year period vis-à-vis the FTSE Straits Times Index </td> </tr> </tbody> </table> <p>The Company currently does not have any contractual provisions which would allow it to reclaim incentives from the Executive Director and key management personnel in certain circumstances.</p> <p>The Board is of the view that as the Group pays performance bonuses based on the actual performance of the Group and/or Company (and not on forward-looking results) as well as the actual performances of its Executive Director and key management personnel, "claw-back" provisions in the service agreements may not be relevant or appropriate.</p>	<i>Table 7.1</i>			Performance Conditions	Short-term Incentives (such as performance bonus)	Long-term Incentives (such as the Scheme)	Qualitative	<ol style="list-style-type: none"> 1. Leadership 2. People development 3. Commitment 4. Teamwork 5. Current market and industry practices 	<ol style="list-style-type: none"> 1. Current market and industry practices 	Quantitative	<ol style="list-style-type: none"> 1. Return on equity 2. Relative financial performance of the Group to its industry peers for that particular financial year under assessment 	<ol style="list-style-type: none"> 1. Relative financial performance of the Group to its industry peers over a 3-year period 2. Improvement in the Company's share price over a 3-year period vis-à-vis the FTSE Straits Times Index
<i>Table 7.1</i>														
Performance Conditions	Short-term Incentives (such as performance bonus)	Long-term Incentives (such as the Scheme)												
Qualitative	<ol style="list-style-type: none"> 1. Leadership 2. People development 3. Commitment 4. Teamwork 5. Current market and industry practices 	<ol style="list-style-type: none"> 1. Current market and industry practices 												
Quantitative	<ol style="list-style-type: none"> 1. Return on equity 2. Relative financial performance of the Group to its industry peers for that particular financial year under assessment 	<ol style="list-style-type: none"> 1. Relative financial performance of the Group to its industry peers over a 3-year period 2. Improvement in the Company's share price over a 3-year period vis-à-vis the FTSE Straits Times Index 												
7.2	Remuneration of Non-Executive Director	<p>The Non-Executive Directors do not have any service contracts. Each of them is paid a basic fee, determined by the Board based on their level of contribution and scope of responsibilities.</p> <p>These fees are subject to approval by shareholders as a lump sum payment at the AGM of the Company. The Board, together with the NC, ensures that the Non-Executive and Independent Directors are not compensated to the extent that their independence is compromised.</p>												
7.3	Remuneration Framework	<p>The Board is of the view that the current remuneration structure for the Executive Director, Non-Executive Directors and key management personnel are appropriate to attract, retain and motivate the directors to provide good stewardship of the Company and key management personnel to successfully manage the Company for the long term.</p>												

CORPORATE GOVERNANCE REPORT

Guideline	Code and/or Guide Description	Company's Compliance or Explanation																																																
Disclosure on Remuneration																																																		
8.	Company's remuneration policy	The Company's remuneration policy which covers all aspects of remuneration, including but not limited to directors' fees, salaries, allowances, benefits-in-kind, bonuses, options, share-based incentives and awards, is one that seeks to attract, retain and motivate talent to achieve the Group's business vision and create sustainable value for its stakeholders. The policy articulates to staff the link that total compensation has to the achievement of organisational and individual performance objectives, and benchmarked against relevant and comparative compensation in the market.																																																
8.1(a)	Director's and the CEO's remuneration as well as a breakdown (in percentage or dollar terms) into base/ fixed salary, variable or performance-related income/bonuses, benefits in kind, stock options granted, share-based incentives and awards, and other long-term incentives.	<p>The breakdown for the remuneration of the directors and CEO for FY2023 is as follows:</p> <table border="1"> <caption>Table 8.1 (a) – Remuneration of Directors and CEO</caption> <thead> <tr> <th>Name</th> <th>Remuneration band*</th> <th>Salary (%)</th> <th>Bonus (%)</th> <th>Directors fee (%)</th> <th>Benefits-in-kind (%)</th> <th>Others (%)</th> <th>Total (%)</th> </tr> </thead> <tbody> <tr> <td>Anthony Wong</td> <td>A</td> <td>–</td> <td>–</td> <td>100</td> <td>–</td> <td>–</td> <td>100</td> </tr> <tr> <td>Na Kyoungwon⁽²⁾</td> <td>B</td> <td>44</td> <td>–</td> <td>–</td> <td>56</td> <td>–</td> <td>100</td> </tr> <tr> <td>Lee Jae Seung</td> <td>A</td> <td>–</td> <td>–</td> <td>100</td> <td>–</td> <td>–</td> <td>100</td> </tr> <tr> <td>Lee Doo Hee</td> <td>A</td> <td>–</td> <td>–</td> <td>100</td> <td>–</td> <td>–</td> <td>100</td> </tr> <tr> <td>Ho Jihwan⁽¹⁾</td> <td>A</td> <td>100</td> <td>–</td> <td>–</td> <td>–</td> <td>–</td> <td>100</td> </tr> </tbody> </table> <p>* Remuneration bands: "A" refers to remuneration of up to S\$250,000 per annum. "B" refers to remuneration from S\$250,001 to S\$500,000 per annum.</p> <p>Note: (1) Mr Ho Jihwan resigned as CEO of the Company on 28 April 2023. (2) Mr Na Kyoungwon was appointed as CEO of the Company on 1 June 2023.</p> <p>None of the directors received any stock options for FY2023.</p> <p>After reviewing the industry practice and analysing the advantages and disadvantages in relation to the disclosure of remuneration of each director and key management personnel, the Company is of the view that detailed disclosure would be prejudicial to its business interest given the highly competitive environment. Accordingly, the remuneration of directors and CEO are disclosed in bands no wider than S\$250,000.</p> <p>There were no termination, retirement and post-employment benefits that were granted to the Directors, CEO and the key management personnel (who is not a Director or the CEO) for FY2023.</p>	Name	Remuneration band*	Salary (%)	Bonus (%)	Directors fee (%)	Benefits-in-kind (%)	Others (%)	Total (%)	Anthony Wong	A	–	–	100	–	–	100	Na Kyoungwon ⁽²⁾	B	44	–	–	56	–	100	Lee Jae Seung	A	–	–	100	–	–	100	Lee Doo Hee	A	–	–	100	–	–	100	Ho Jihwan ⁽¹⁾	A	100	–	–	–	–	100
Name	Remuneration band*	Salary (%)	Bonus (%)	Directors fee (%)	Benefits-in-kind (%)	Others (%)	Total (%)																																											
Anthony Wong	A	–	–	100	–	–	100																																											
Na Kyoungwon ⁽²⁾	B	44	–	–	56	–	100																																											
Lee Jae Seung	A	–	–	100	–	–	100																																											
Lee Doo Hee	A	–	–	100	–	–	100																																											
Ho Jihwan ⁽¹⁾	A	100	–	–	–	–	100																																											

CORPORATE GOVERNANCE REPORT

Guideline	Code and/or Guide Description	Company's Compliance or Explanation																		
8.1(b)	<p>(i) Key management personnel's remuneration, in bands of S\$250,000 or more in detail, as well as a breakdown (in percentage or dollar terms) into base/ fixed salary, variable or performance-related income/ bonuses, benefits in kind, stock options granted, share-based incentives and awards, and other long-term incentives.</p> <p>(ii) Aggregate remuneration paid to the top five key management personnel (who are not Directors or the CEO).</p>	<p>The breakdown for the remuneration of the top five key management personnel (who is not Director or the CEO) of the Group for FY2023 is as follows:</p> <table border="1" data-bbox="639 656 1426 846"> <caption>Table 8.1(b) – Remuneration of Key Management Personnel</caption> <thead> <tr> <th>Name</th> <th>Remuneration Band*</th> <th>Salary (%)</th> <th>Bonus (%)</th> <th>Others⁽²⁾ (%)</th> <th>Total (%)</th> </tr> </thead> <tbody> <tr> <td>Jasmine Leong</td> <td>A</td> <td>100</td> <td>–</td> <td>–</td> <td>100</td> </tr> <tr> <td>Lae Min Ryu</td> <td>A</td> <td>100</td> <td>–</td> <td>–</td> <td>100</td> </tr> </tbody> </table> <p>* Remuneration band "A" refers to remuneration of up to S\$250,000 per annum.</p> <p>There are only two key management personnel (who is not Director or the CEO) of the Group for FY2023.</p> <p>None of these key management personnel received any stock options for FY2023.</p> <p>The total remuneration paid to these key management personnel was less than S\$500,000 for FY2023.</p>	Name	Remuneration Band*	Salary (%)	Bonus (%)	Others ⁽²⁾ (%)	Total (%)	Jasmine Leong	A	100	–	–	100	Lae Min Ryu	A	100	–	–	100
Name	Remuneration Band*	Salary (%)	Bonus (%)	Others ⁽²⁾ (%)	Total (%)															
Jasmine Leong	A	100	–	–	100															
Lae Min Ryu	A	100	–	–	100															
8.2	Employee who is an immediate family member of a Director or the CEO, and whose remuneration exceeds S\$100,000 during the last financial year.	There was no employee of the Group who was a substantial shareholder of the Company, or immediate family members of a director, the CEO or a substantial shareholder of the Company in FY2023.																		

CORPORATE GOVERNANCE REPORT

Guideline	Code and/or Guide Description	Company's Compliance or Explanation
8.3	Employee share scheme.	<p>The Company has adopted a share option scheme known as the "Spackman Entertainment Group Limited Employee Share Option Scheme" on 20 June 2014 ("Scheme").</p> <p>The Scheme is designed to reward and retain employees whose services are vital to the Group's well-being and success. Factors which will be considered by the Administration Committee (as defined herein) in determining the number of options to be granted, and whether to give a discount and the quantum of the discount, include, inter alia, the performance of the Group and the performance of the participant concerned, the contribution of the participant to the success and development of the Group and the prevailing market conditions. For instance, where the Group needs to provide more compelling motivation for specific business units to improve their performance, grants of options will help to align the interests of employees with those of shareholders by encouraging them to focus more on improving the profitability and return of the Group above a certain level which will benefit all shareholders when these are eventually reflected through share price appreciation.</p> <p>The Scheme allows for participation by confirmed employees of the Group (including Executive Directors) and Non-Executive Directors (including Independent Directors) who have attained the age of 21 years on or prior to the date of grant of the option, provided that none of them is an undischarged bankrupt or have entered into a composition with his creditors. Controlling shareholders and their associates who meet the eligibility criteria above shall be eligible to participate in the Scheme, provided that:- (a) the participation of, and (b) the terms of any options to be granted and the actual number of options to be granted under the Scheme, to a participant who is a controlling shareholder or an associate of a controlling shareholder shall be approved by the independent shareholders in separate resolutions for each such person. The Company will at such time provide the rationale and justification for any proposal to grant the controlling shareholder or his associate any options (including the rationale for any discount to the market price, if so proposed).</p> <p>The Scheme is administered by the RC ("Administration Committee"). The total number of new shares over which options may be granted pursuant to the Scheme, when added to the number of shares issued and issuable in respect of all options granted under the Scheme and any other share-based incentive schemes of the Company, shall not exceed 15% of the number of issued shares of the Company (including treasury shares), on the day immediately preceding the date of the relevant grant of the option.</p> <p>Since the commencement of the Scheme up to the date of this report, no options have been granted under the Scheme. Further details on the Scheme were set out in the Company's Offer Document dated 11 July 2014.</p>

CORPORATE GOVERNANCE REPORT

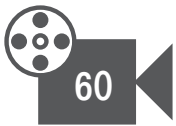
Guideline	Code and/or Guide Description	Company's Compliance or Explanation
ACCOUNTABILITY AND AUDIT		
Risk Management and Internal Controls		
9.1	Risk Management system	<p>The Board oversees Management in the area of risk management and internal controls. The Board regularly reviews and improves the Company's business and operational activities by identifying areas of significant risks as well as take appropriate measures to control and mitigate these risks.</p> <p>Management highlights and discusses (if any) salient risk management matters to the Board at least on a half-yearly basis. The Company's risk management framework and internal control system cover financial, operational, compliance and information technology risks and controls. The Board reviews the adequacy and effectiveness of the Company's risk management framework and internal control system annually. For FY2023, the internal audit function of the Group was outsourced to a third-party professional firm. The ARMC evaluates the findings of the EA and IA on the Group's internal controls annually.</p> <p>The ARMC of the Company has been assisting the Board in, among others, overseeing the Group's risk management framework and policies.</p>
9.2	Assurance from CEO and Group Financial Controller	<p>The Board and ARMC noted the restrictions on certain activities or transactions with targeted jurisdictions, entities and persons, with the primary aim of achieving foreign policy or national security goals (the "Sanctions") which imposed by international bodies and national governments.</p> <p>The Board together with the ARMC will review and monitor the Sanctions as part of risk management framework and risk policies of the Group and to obtain independent legal advice or appoint a compliance adviser, if necessary.</p> <p>The Board has obtained assurance from Mr Na Hyoungwon, CEO and Mr Lae Min Ryu, Group Financial Controller of the Company in respect of FY2023 that:</p> <ul style="list-style-type: none"> (i) the financial records of the Company and the Group have been properly maintained and the financial statements give true and fair view of the Company's operations and finances, and are in accordance with the relevant accounting standards; (ii) the Company's risk management systems and internal control systems (including financial, operational, compliance and information technology controls) are adequate and effective. <p>The Board has relied on the independent auditor's report as set out in this Annual Report as assurance that the financial records have been properly maintained and the financial statements give true and fair view of the Company's operations and finances.</p> <p>The ARMC will continue to monitor the adequacy and effectiveness of the internal controls and augment them with new controls implementation to ensure the internal controls remain relevant and adequate in the Group's ever-changing operational and business landscape. Going forward, the ARMC will continue to engage the IA to perform periodic reviews on the Group's internal controls.</p>

CORPORATE GOVERNANCE REPORT

Guideline	Code and/or Guide Description	Company's Compliance or Explanation
1204(10) of the Catalyst Rule	Board's opinion on Internal Controls	<p>The Board is of the view that the Company's internal controls (including financial, operational, compliance and information technology controls) and risk management systems were adequate and effective for FY2023. The ARMC concurs with the Board's view.</p> <p>The bases for the Board's view are as follows:</p> <ol style="list-style-type: none"> 1. Assurance has been received from the CEO and Group Finance Controller; 2. An internal audit has been done by the IA and significant matters highlighted to the ARMC and key management personnel were appropriately addressed; 3. Key management personnel regularly evaluates, monitors and reports to the ARMC on material risks; and 4. Discussions were held between the ARMC and auditors in the absence of the key management personnel to review and address any potential concerns. <p>The Company is gradually placing emphasis on sustainability and would implement appropriate policies and programmes when the opportunities arise.</p>
Audit and Risk Management Committee		
10.1 10.4	Duties of the ARMC	<p>As at the date of this report, all members of the ARMC are Independent and Non-Executive Directors who do not have any management and business relationships with the Company or any substantial shareholder of the Company. None of the ARMC members were previous partners or directors of the Company's external audit firm within the last twelve months and none of the ARMC members hold any financial interest in the external audit firm.</p> <p>Mr Anthony Wong who is due for retirement by rotation pursuant to Article 91 of the Constitution of the Company at the upcoming AGM will, upon re-election as a Director of the Company, be re-designated as Non-Executive and Non-Independent Chairman. Accordingly, Mr Anthony Wong will also be re-designated as a member of the ARMC. In compliance with the Code, Mr Lee Doo Hee will be appointed as Chairman of the ARMC after the conclusion of the upcoming AGM.</p> <p>In order to carry out its duties, the ARMC is guided by the following key terms of reference:</p> <ol style="list-style-type: none"> (a) Reviewing with the IA and the EA the audit plans, scope of work, their evaluation of the system of internal controls, their letter to management and the management's response, and results of the audits compiled by the IA and the EA;

CORPORATE GOVERNANCE REPORT

Guideline	Code and/or Guide Description	Company's Compliance or Explanation
		<p>(b) Reviewing the quarterly or half-yearly (whichever is applicable) and annual financial statements and results announcements before submission to the Board for approval, focusing in particular on changes in accounting policies and practices, major risk areas, significant adjustments resulting from the audit, compliance with accounting standards and compliance with the Catalist Rules and any other relevant statutory or regulatory requirements;</p> <p>(c) Reviewing the effectiveness and adequacy of the internal controls and procedures, including accounting and financial controls and procedures, and ensuring co-ordination between the IA and the EA, and the management, and reviewing the assistance given by the management to the auditors, and discussing problems and concerns, if any, arising from audits, and any matters which the auditors may wish to discuss (in the absence of the Management, where necessary);</p> <p>(d) Reviewing and reporting to the Board at least annually the adequacy and effectiveness of the Group's key internal controls and risk management systems with the Group Financial Controller and the IA and the EA, including financial, operational, compliance and information technology controls via review carried out by the IA;</p> <p>(e) Review the assurance from the CEO and the Group Financial Controller on the financial records and the financial statements;</p> <p>(f) Reviewing and discussing with the EA any suspected fraud or irregularity, or suspected infringement of any relevant laws, rules or regulations, which has or is likely to have a material impact on the Group's operating results or financial position, and the management's response;</p> <p>(g) Reviewing the scope and results of the external audit, and the independence and objectivity of the EA, and to make recommendations to the Board on the proposals to the Shareholders on the appointment or re-appointment of the EA matters relating to the resignation or dismissal of the auditors, and approving the remuneration and terms of engagement of the EA;</p> <p>(h) Reviewing significant financial reporting issues and judgments with the Group Financial Controller and the EA so as to ensure the integrity of the financial statements of the Group and any formal announcements relating to the Group's financial performance before their submission to the Board of Directors;</p> <p>(i) Reviewing the scope, results and cost-effectiveness of internal audit procedures as well as the effectiveness of the Group and the Company's internal audit function;</p> <p>(j) Reviewing and approving transactions (if any) falling within the scope of Chapter 9 and Chapter 10 of the Catalist Rules;</p>



CORPORATE GOVERNANCE REPORT

Guideline	Code and/or Guide Description	Company's Compliance or Explanation
		<p>(k) Reviewing potential conflicts of interest (if any) and to set out a framework to resolve or mitigate any potential conflicts of interests;</p> <p>(l) Reviewing and approving all hedging policies and instruments (if any) to be implemented by the Group;</p> <p>(m) Undertaking such other reviews and projects as may be requested by the Board, and report to the Board its findings from time to time on matters arising and requiring the attention of the ARMC;</p> <p>(n) Reviewing the financial risk areas, with a view to providing an independent oversight on the Group's financial reporting, the outcome of such review to be disclosed in the annual reports or if the findings are material, to be immediately announced via SGXNET;</p> <p>(o) Reviewing and establishing procedures for receipt, retention and treatment of complaints received by the Group regarding among other things, criminal offences involving the Group or its employees, questionable accounting, auditing, business, safety or other matters that impact negatively on the Group;</p> <p>(p) Reviewing the Group's compliance with such functions and duties as may be required by statute or the Catalist Rules, and by such amendments made thereto from time to time;</p> <p>(q) Generally undertaking such other functions and duties as may be required by statute or the Catalist Rules, or by such amendments as may be made thereto from time to time; and</p> <p>(r) Reviewing the whistle blowing policy and arrangements by which the staff and external parties may, in confidence, raise concerns about improprieties in matters of financial reporting or other matters, and to ensure that those arrangements are in place for independent investigations of such matters and for appropriate follow-up.</p> <p>The ARMC has explicit authority to investigate any matter within its terms of reference and has full access to and co-operation from Management and full discretion to invite any director or executive officer to attend its meetings to enable it to discharge its functions properly and effectively.</p> <p>In the event that a member of the ARMC is interested in any matter being considered by ARMC, he will abstain from reviewing or voting on that particular resolutions.</p>

CORPORATE GOVERNANCE REPORT

Guideline	Code and/or Guide Description	Company's Compliance or Explanation
10.1(f)	Whistle-blowing policy	The Company has put in place a whistle blowing policy and has implemented the procedures, as approved by the ARMC and adopted by the Board. The Company's staff and any other persons may, in confidence, raise their concerns about possible improprieties in matters of financial reporting or other matters of the Group by submitting a whistle blowing report through emails.
10.1(e)	External Audit Function	<p>The ARMC has been briefed on key audit matters for the Company for FY2023 and has reviewed and is satisfied with the measures taken by the Company in addressing such key audit matters.</p> <p>The fees paid to the EA of the Company for FY2023 for audited services amounted to S\$155,000. During FY2023, there was no non-audit related work carried out by the EA and accordingly there was no fee paid in this respect. The ARMC has reviewed, and is satisfied with, the independence of the EA.</p> <p>In addition, the ARMC has also reviewed the adequacy of the resources, experience of the EA and of the audit engagement partner assigned to the audit. The ARMC is satisfied that the EA are able to meet their audit obligations. Accordingly, the Company has complied with Rule 712 of the Catalist Rules.</p> <p>The ARMC has recommended and the Board had approved the nomination to re-appoint the EA at the upcoming AGM.</p>
10.2	Composition of the ARMC	<p>As at the date of this report, the ARMC comprises three (3) members, all of whom including the Chairman are Non-Executive and Independent Directors. At least two (2) of its members have relevant accounting and financial management expertise and experience.</p> <p>Mr Anthony Wong who is due for retirement by rotation pursuant to Article 91 of the Constitution of the Company at the upcoming AGM will, upon re-election as a Director of the Company, be re-designated as Non-Executive and Non-Independent Chairman. Accordingly, Mr Anthony Wong will also be re-designated as a member of the ARMC. In compliance with the Code, Mr Lee Doo Hee will be appointed as Chairman of the ARMC after the conclusion of the upcoming AGM.</p>
10.3	No former partners or directors of EA are ARMC members	No ARMC member is a former partner or director of the Company's EA as prescribed by the Code.

CORPORATE GOVERNANCE REPORT

Guideline	Code and/or Guide Description	Company's Compliance or Explanation
10.4	Internal Audit Function	<p>The Company's internal audit function is currently outsourced to NLA Risk Consulting Pte Ltd ("NLA Risk Consulting"). NLA Risk Consulting is part of NLA DFK, a group of accounting and advisory firms with a history in Singapore since 1948. NLA DFK is a member firm of DFK International, a top 10 international association of independent accounting firms and business advisers. NLA Risk Consulting is a suitably appointed qualified firm of risk consultants (including Certified Internal Auditors), with its processes guided by the International Standards for the Professional Practice of Internal Auditing set by the Institute of Internal Auditors.</p> <p>The firm currently maintains an outsourced internal audit portfolio of about 20 companies listed on the SGX-ST in various industries, including construction, property development, manufacturing, healthcare, logistics, engineering services and trading. The Engagement Team comprises a Director, a Manager and is supported by a team of trained internal auditors. The Director, Mr Gary Ng has over 20 years of relevant experience and is a Certified Internal Auditor whilst the Manager has more than 10 years of relevant experience and also a Certified Internal Auditor.</p> <p>The internal auditor reports directly to the ARMC Chairman and administratively to the CEO and Group Financial Controller. The ARMC reviews and approves the internal audit plan to ensure the adequacy of the scope of audit.</p> <p>The internal audit plan complements that of the EA and together forms a robust risk-based audit approach to facilitate the ARMC's review of the adequacy and effectiveness of the Group's risk management and internal control systems.</p> <p>The ARMC is satisfied that NLA Risk Consulting is able to discharge its duties effectively as the internal auditor, which:</p> <ul style="list-style-type: none"> • is adequately qualified, given that it is a suitably appointed qualified firm of risk consultants (including Certified Internal Auditors), with its processes guided by the International Standards for the Professional Practice of Internal Auditing set by the Institute of Internal Auditors. • is adequately resourced as there is a team assigned to the Company's internal audit, led by Gary Ng who has over 20 years of relevant experience; and • has the appropriate standing in the Company, given, <i>inter alia</i>, its involvement in certain ARMC meetings and its unfettered access to all the Group's documents, records, properties and personnel, including direct access to the ARMC.
10.5	Meeting with the EA and IA in the absence of Management	The ARMC met with the IA and the EA once in the absence of Management in February 2024.

CORPORATE GOVERNANCE REPORT

Guideline	Code and/or Guide Description	Company's Compliance or Explanation
719(3), 1204(10C) of the Catalyst Rules	ARMC comment on internal audit function	<p>The ARMC reviews the adequacy and effectiveness of the Group's internal audit function (including whether it is adequately resourced and independent) on an annual basis and is satisfied with its independence, adequacy and effectiveness. The ARMC also reviews the internal audit reports as well as the remedial measures recommended by the IA and adopted by Management to address any deficiencies identified.</p> <p>The ARMC is satisfied that the Company has adequate and effective systems of internal controls (including financial, operational, compliance and information technology controls) and risk management systems.</p> <p>The ARMC also ensures that on an ongoing basis, the Company has an effective internal audit function that is adequately resourced and independent of the activities it audits.</p> <p>The ARMC has put in place a framework to discuss any suspected fraud or irregularity, or suspected infringement of any Singapore laws or regulations or rules of the Exchange or any other regulatory authority in Singapore with the EA and, at an appropriate time, report the matter to the Board.</p>
SHAREHOLDER RIGHTS AND ENGAGEMENT		
Shareholder Rights and Conduct of General Meetings		
11.1	Provision of Information to shareholders of the rules, including voting procedures, that govern general meetings of shareholders	<p>Shareholders are entitled to attend the general meetings of shareholders and are afforded the opportunity to participate effectively in and vote at general meetings of shareholders. An independent polling agent is appointed by the Company for general meetings who will explain the rules, including the voting procedures that govern the general meetings of shareholders.</p> <p>The annual report and other documents are made available on the Company's website at https://spackmanentertainmentgroup.com/corporate-filings and on the website of the Singapore Exchange Limited at https://www.sgx.com/securities/company-announcements. During FY2023, shareholders of the Company can download the annual report, notice of AGM, proxy form, and instructions on the steps for pre-submission of questions and voting at the AGM from the Company's website and also from the SGXNET. The notice of AGM was also advertised in the newspapers.</p> <p>For the upcoming AGM, the Company's annual report together with the Appendix to Shareholders in relation to the Proposed Renewal of the Share Buyback Mandate ("Appendix") will be made available for download on the Company's website at https://spackmanentertainmentgroup.com/corporate-filings and on the website of the Singapore Exchange Limited at https://www.sgx.com/securities/company-announcements. A printed copy of the notice of AGM (including instructions on pre-submission of questions and voting at the AGM), proxy form, and request form for a printed copy of the annual report and Appendix will be mailed out to all shareholders. The notice of AGM is also advertised in the newspapers.</p>

CORPORATE GOVERNANCE REPORT

Guideline	Code and/or Guide Description	Company's Compliance or Explanation
11.2	Table separate resolutions at general meeting	<p>Separate resolutions on each distinct issue are tabled at general meetings.</p> <p>For resolutions tabled under special business, a descriptive explanation of the effects of a resolution will be disclosed in the notice of general meeting.</p> <p>Shareholders of the Company will be given the opportunity to pose questions in relation to any resolutions prior to the date of the general meetings and at the general meetings. Votes cast for and against each resolution will be tallied and displayed live-on-screen to shareholders at the general meetings.</p> <p>The detailed results including the total number and percentage of votes cast for and against each resolution will be announced via SGXNET after the conclusion of the general meeting.</p>
11.3	Attendees at General Meeting	<p>The Company requires all directors (including the respective chairmen of the Board Committees) to be present at all general meetings of shareholders, unless in case of exigencies. The EA is also required to be present to address shareholders' queries about the conduct of audit and the preparation and content of the independent auditor's report.</p> <p>The entire Board, EA and Management were present at the last physical AGM held on 28 April 2023 to meet and address any queries from shareholders.</p>
11.4	Voting in Absentia	<p>The Company's Constitution allows for absentia voting, including but not limited to the voting by mail or electronic mail.</p> <p>The Company's Constitution allows a shareholder to appoint up to two proxies to attend and vote in the shareholder's place at the general meetings of shareholders. Pursuant to the introduction of the multiple proxies regime under the Singapore Companies (Amendment) Act 2014, indirect investors who hold the Company's shares through a nominee company or custodian bank or through a Central Provident Fund agent bank may attend and vote at general meetings.</p>
11.5	Minutes of General Meetings	<p>All minutes of general meetings, including the questions raised by shareholders in relation to the meeting agenda and the responses from the Board and/or Management will be made available to shareholders on the Company's website at https://spackmanentertainmentgroup.com/corporate-filings and on the website of Singapore Exchange Limited at https://www.sgx.com/securities/company-announcements. The Company publishes minutes of general meetings on its corporate website and on SGXNET as soon as practicable.</p> <p>The Company has published the minutes of the last AGM and EGM held on 28 April 2023 on SGXNET within one month after the date of AGM and EGM.</p>
11.6	Dividend policy	<p>The Company does not have a fixed dividend policy. Nonetheless, Management will review, inter alia, the Group's performance in the relevant financial period, projected capital needs and working capital requirements and make appropriate recommendations to the Board on dividend declaration.</p> <p>The Board has not declared or recommended any dividend for FY2023.</p>

CORPORATE GOVERNANCE REPORT

Guideline	Code and/or Guide Description	Company's Compliance or Explanation
Engagement with Shareholders		
12.1	Communication with shareholders	<p>The Company solicits feedback from and addresses the concerns of shareholders (including institutional and retail investors) via the following:</p> <ul style="list-style-type: none"> • a dedicated internal investor relations officer whose contact details can be found on the Company's corporate website at www.spackmanentertainmentgroup.com or the back inside cover of the annual report; • one-on-one or group investor meetings; • investor and analyst briefings; and • investor roadshows. <p>Apart from the SGXNET announcements and its annual report, the Company updates shareholders on its corporate developments through its corporate website at www.spackmanentertainmentgroup.com.</p> <p>Pursuant to Catalist Rule 705(3), the Company will announce the unaudited financial statements of the Company and the Group on a half-yearly basis. The Board believes that announcement of financial statements on a half-yearly basis coupled with enhanced disclosure requirements is sufficient to keep shareholders and potential investors updated on the Company's and the Group's state of affairs.</p>
12.2 and 12.3	Investor relations Policy and Mechanism through which shareholders may contact the Company.	<p>The Company has a dedicated investor relations team and has in place an investor relations policy to promote regular, effective and fair communication. The Company's investor relations website (http://spackmanentertainmentgroup.com/corporate-filings and https://spackmanentertainmentgroup.com/press-releases) is a key source of information for the investment community. It contains comprehensive information on the Company, including its annual reports, corporate filings, past financial results, announcements, press releases, research reports and related news articles. The Company regularly updates its website to keep its stakeholders up to date. The key media and investor relations contact is shared on the Company's website. General and media inquiries can also be posted to the Company via an online form.</p>
MANAGING STAKEHOLDERS RELATIONSHIPS		
Engagement with Stakeholders		
13.1 13.2 13.3		<p>The Company has identified stakeholders as those who are impacted by the Group's business and operations as well as those who have a material impact on the Group's business and operation. Such stakeholders include communities, customers, staff, regulators, shareholders and investors. The Company engages its stakeholders through various channels to ensure that the business interests of the Group are balanced against the needs and interest of its shareholders.</p> <p>The Company maintains a corporate website at www.spackmanentertainmentgroup.com to communicate and engage with stakeholders.</p> <p>The Company provides a sustainability contact to receive views and feedback on its sustainability practices and reporting at sr@spackmanentertainmentgroup.com.</p>

CORPORATE GOVERNANCE REPORT

COMPLIANCE WITH APPLICABLE CATALIST RULES		
Catalist Rule	Rule Description	Company's Compliance or Explanation
712 and 715 or 716	Appointment of Auditors	The Company confirms its compliance with Rules 712 and 715 of the Catalist Rules.
1204(8)	Material Contracts	There were no material contracts entered into by the Group involving the interest of the CEO, any director, or controlling shareholder, which are either still subsisting at the end of FY2023 or if not then subsisting, entered into since the end of the previous financial year.
1204(10)	Confirmation of adequacy of internal controls	<p>The Board is of the opinion and the ARMC concurs with the Board's opinion that the Group's internal controls and risk management systems are adequate to address the financial, operational, compliance and information technology risks which the Group considers relevant and material to its current business scope and environment based on the following:</p> <ul style="list-style-type: none"> • internal controls established by the Company; • work performed by the IA and EA; • assurance from the CEO and Group Financial Controller; and • review performed by the various Board Committees and key management personnel. <p>The system of internal controls and risk management established by the Company provides reasonable, but not absolute assurance that the Company will not be adversely affected by any event that can be reasonably foreseen as it strives to achieve its business objectives. However, the Board also notes that no system of internal controls and risk management can provide absolute assurance in this regard, or absolute assurance against the occurrence of material errors, poor judgment in decision making, human error, losses, fraud or other irregularities.</p>

CORPORATE GOVERNANCE REPORT

COMPLIANCE WITH APPLICABLE CATALIST RULES								
Catalist Rule	Rule Description	Company's Compliance or Explanation						
1204(17)	Interested Persons Transaction ("IPT")	<p>The Group has procedures governing all IPTs to ensure that they are properly documented and reported on a timely manner to the ARMC and that they are carried out on normal commercial terms and are not prejudicial to the interests of the Company and its minority shareholders.</p> <p>The Group has not obtained a general mandate from shareholders for interested person transactions.</p> <p>The aggregate value of interested person transactions during FY2023 is as follows:</p> <table border="1"> <thead> <tr> <th>Name of interested person</th> <th>Aggregate value of all interested person transactions for FY2023 (excluding transactions less than S\$100,000 and transactions conducted under shareholders' mandate pursuant to Rule 920) S\$'000</th> <th>Aggregate value of all interested person transactions for FY2023 conducted under shareholders' mandate pursuant to Rule 920 (excluding transactions less than S\$100,000) S\$'000</th> </tr> </thead> <tbody> <tr> <td>None</td> <td>Not applicable</td> <td>Not applicable</td> </tr> </tbody> </table>	Name of interested person	Aggregate value of all interested person transactions for FY2023 (excluding transactions less than S\$100,000 and transactions conducted under shareholders' mandate pursuant to Rule 920) S\$'000	Aggregate value of all interested person transactions for FY2023 conducted under shareholders' mandate pursuant to Rule 920 (excluding transactions less than S\$100,000) S\$'000	None	Not applicable	Not applicable
Name of interested person	Aggregate value of all interested person transactions for FY2023 (excluding transactions less than S\$100,000 and transactions conducted under shareholders' mandate pursuant to Rule 920) S\$'000	Aggregate value of all interested person transactions for FY2023 conducted under shareholders' mandate pursuant to Rule 920 (excluding transactions less than S\$100,000) S\$'000						
None	Not applicable	Not applicable						
1204(19)	Dealing in Securities	<p>The Company has adopted an internal policy which prohibits the directors and officers from dealings in the securities of the Company while in possession of price-sensitive information.</p> <p>The Company, its directors and officers are also discouraged from dealing in the Company's securities on short term considerations and are prohibited from dealing in the Company's securities during the period commencing one month before the announcement of the Company's half year and full year financial statements, and ending on the date of the announcement of the relevant results.</p>						
1204(21)	Non-sponsor fees	<p>The Company appointed Evolve Capital Advisory Private Limited in place of RHT Capital Pte. Ltd. as Catalist Sponsor with effect from 1 February 2023.</p> <p>There were no non-sponsor fees paid to Evolve Capital Advisory Private Limited in FY2023.</p>						

CORPORATE GOVERNANCE REPORT

COMPLIANCE WITH APPLICABLE CATALIST RULES																																																					
Catalist Rule	Rule Description	Company's Compliance or Explanation																																																			
1204(22)	Use of IPO Proceeds	<p>The Company refers to the net proceeds amounting to approximately HRW 17,820 million or US\$15.02 million raised from the completion of the disposal of Zip Cinema. The status on the use of the proceeds is as follows:</p> <table border="1"> <thead> <tr> <th>Use of proceeds (million)</th> <th>Value (HRW)</th> <th>Value (USD)</th> <th>Amount after reallocation⁽²⁾⁽³⁾ (USD)</th> <th>Total amount utilised (USD)</th> <th>Total balance as of today (USD)</th> </tr> </thead> <tbody> <tr> <td>Production/Investments of film projects</td> <td>4,500</td> <td>3.79</td> <td>2.34</td> <td>(2.24)</td> <td>0.10</td> </tr> <tr> <td>Acquisition/Investment of new business</td> <td>5,500</td> <td>4.63</td> <td>-</td> <td>-</td> <td>-</td> </tr> <tr> <td>Repayment of borrowings</td> <td>1,800</td> <td>1.52</td> <td>1.52</td> <td>(1.52)</td> <td>-</td> </tr> <tr> <td>Share buyback</td> <td>1,000</td> <td>0.84</td> <td>0.24</td> <td>(0.24)</td> <td>-</td> </tr> <tr> <td>Payment of tax related to the disposal of Zip Korea</td> <td>2,000</td> <td>1.69</td> <td>1.74</td> <td>(1.73)</td> <td>0.01</td> </tr> <tr> <td>Working capital⁽¹⁾</td> <td>3,020</td> <td>2.55</td> <td>9.18</td> <td>(8.66)</td> <td>0.52</td> </tr> <tr> <td>Total</td> <td>17,820</td> <td>15.02</td> <td>15.02</td> <td>(14.39)</td> <td>0.63</td> </tr> </tbody> </table> <p>* Based on an exchange rate of USD1:HRW1,182</p> <p>Notes:</p> <p>(1) US\$7.12 million of working capital utilised for:</p> <ul style="list-style-type: none"> • Personnel expenses (US\$2,603,663); • Audit and professional fees (US\$2,548,461); • Rental expenses (US\$965,005); and • Others (US\$2,546,221) <p>(2) Please refer to the Company's announcements dated 30 December 2021, 12 August 2022, 11 November 2022, 28 February 2023 and 14 August 2023 on the previous reallocations.</p> <p>(3) As announced on 29 February 2024, US\$1.24 million was reallocated from the production/investments of film projects (US\$0.55 million), the acquisition/investment of new business (US\$0.33 million) and share buyback (US\$0.35 million) to working capital.</p>				Use of proceeds (million)	Value (HRW)	Value (USD)	Amount after reallocation ⁽²⁾⁽³⁾ (USD)	Total amount utilised (USD)	Total balance as of today (USD)	Production/Investments of film projects	4,500	3.79	2.34	(2.24)	0.10	Acquisition/Investment of new business	5,500	4.63	-	-	-	Repayment of borrowings	1,800	1.52	1.52	(1.52)	-	Share buyback	1,000	0.84	0.24	(0.24)	-	Payment of tax related to the disposal of Zip Korea	2,000	1.69	1.74	(1.73)	0.01	Working capital ⁽¹⁾	3,020	2.55	9.18	(8.66)	0.52	Total	17,820	15.02	15.02	(14.39)	0.63
Use of proceeds (million)	Value (HRW)	Value (USD)	Amount after reallocation ⁽²⁾⁽³⁾ (USD)	Total amount utilised (USD)	Total balance as of today (USD)																																																
Production/Investments of film projects	4,500	3.79	2.34	(2.24)	0.10																																																
Acquisition/Investment of new business	5,500	4.63	-	-	-																																																
Repayment of borrowings	1,800	1.52	1.52	(1.52)	-																																																
Share buyback	1,000	0.84	0.24	(0.24)	-																																																
Payment of tax related to the disposal of Zip Korea	2,000	1.69	1.74	(1.73)	0.01																																																
Working capital ⁽¹⁾	3,020	2.55	9.18	(8.66)	0.52																																																
Total	17,820	15.02	15.02	(14.39)	0.63																																																

STATISTICS OF SHAREHOLDINGS

AS AT 18 MARCH 2024

Issued and paid-up capital	:	S\$100,491,806.31
Number of issued shares (including treasury shares)	:	1,949,225,819
Class of shares	:	Ordinary
Number of treasury shares	:	112,834,500
Voting rights	:	On a poll – 1 vote for each ordinary share

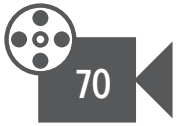
DISTRIBUTION OF SHAREHOLDINGS

SIZE OF SHAREHOLDING	NO. OF SHAREHOLDERS	%	NO. OF SHARES	%
1 – 99	9	0.47	323	0.00
100 – 1,000	36	1.87	19,000	0.00
1,001 – 10,000	163	8.46	1,206,589	0.06
10,001 – 1,000,000	1,518	78.77	316,202,534	16.22
1,000,001 and above	201	10.43	1,631,797,373	83.72
TOTAL	1,927	100.00	1,949,225,819	100.00

TWENTY LARGEST SHAREHOLDERS

NO.	NAME	NO. OF SHARES	%*
1	BIGFOOT CONTENT LIMITED	143,055,556	7.79
2	SPACKMAN ENTERTAINMENT GROUP LIMITED	112,834,500	6.14
3	UOB KAY HIAN PTE LTD	92,220,341	5.02
4	SMALLTALK PRODUCTION HOUSE PTE LTD	89,449,033	4.87
5	REALDEAL ENTERTAINMENT AND PRODUCTIONS CO. LTD.	86,850,057	4.73
6	PHILLIP SECURITIES PTE LTD	76,962,100	4.19
7	SPACKMAN EQUITIES GROUP INC.	62,000,000	3.38
8	VANILLA SKY MARKETING AGENCY PTE LTD	58,486,034	3.18
9	DBS VICKERS SECURITIES (SINGAPORE) PTE LTD	49,013,912	2.67
10	TAN ENG CHUA EDWIN	31,963,500	1.74
11	LEONG LAI YEE	30,198,713	1.64
12	LIN SONGXIAN	26,988,600	1.47
13	KIM SOON JA	23,576,000	1.28
14	LEE YOO JIN	23,160,000	1.26
15	DBS NOMINEES PTE LTD	22,874,000	1.25
16	CITIBANK NOMINEES SINGAPORE PTE LTD	21,889,422	1.19
17	RAFFLES NOMINEES (PTE) LIMITED	21,746,147	1.18
18	IFAST FINANCIAL PTE LTD	20,338,200	1.11
19	MAYBANK SECURITIES PTE. LTD.	19,936,200	1.09
20	OCBC SECURITIES PRIVATE LTD	19,724,356	1.07
	TOTAL	1,033,266,671	56.25

*Note: The percentage is based on 1,836,391,319 Shares (excluding 112,834,500 shares held as treasury shares) as at 18 March 2024.



STATISTICS OF SHAREHOLDINGS

AS AT 18 MARCH 2024

SUBSTANTIAL SHAREHOLDERS

NAME OF SHAREHOLDER	DIRECT INTEREST		DEEMED INTEREST	
	NO. OF SHARES	%	NO. OF SHARES	%
SPACKMAN EQUITIES GROUP INC.	143,521,000	7.82	-	-
BIGFOOT CONTENT LIMITED	143,055,556	7.79	-	-

SHAREHOLDINGS HELD IN HANDS OF PUBLIC

On the basis of the information available to the Company as at 18 March 2024, approximately 84.15% of the issued ordinary shares of the Company, excluding treasury shares, is held in the hands of the public. This is in compliance with Rule 723 of the Listing Manual Section B: Rules of Catalist of the Singapore Exchange Securities Trading Limited which requires at least 10% of a listed issuer's equity securities to be held by the public.

ADDITIONAL INFORMATION ON DIRECTORS SEEKING RE-ELECTION

Mr. Anthony Wong Wei Kit and Mr. Lee Jae Seung are the Directors seeking re-election at the forthcoming annual general meeting of the Company to be convened on 30 April 2024 (“AGM”) (collectively, the “Retiring Directors” and each a “Retiring Director”).

Pursuant to Rule 720(5) of the Catalist Rules, the information relating to the Retiring Directors as set out in Appendix 7F of the Catalist Rules is set out below:

Name of Director	Anthony Wong Wei Kit	Lee Jae Seung
Date of Appointment	20 June 2014	8 July 2022
Date of last re-appointment (if applicable)	29 April 2022	28 April 2023
Age	71	51
Country of principal residence	Canada	Republic of Korea
The Board’s comments on this appointment (including rationale, selection criteria, board diversity considerations, and the search and nomination process)	<p>The Board of Directors of the Company has considered the recommendation of the Nominating Committee, and having assessed Mr. Anthony Wong Wei Kit’s prior working experience and qualifications, is of the view that he has requisite experiences and capabilities to assume the responsibility as Chairman of the Company.</p> <p>Under Catalist Rule 406(3)(d)(iv), Mr. Wong who is appointed on 20 June 2014 and had exceeded the aggregate period of more than 9 years as a Director of the Company on 20 June 2023, may continue to be considered independent until the conclusion of the AGM to be held on 30 April 2024.</p> <p>Mr. Wong will, upon re-election as a Director of the Company, be re-designated as Non-Executive and Non-Independent Chairman of the Company.</p>	<p>The Board of Directors of the Company has considered the recommendation of the Nominating Committee, and having assessed Mr. Lee Jae Seung’s prior working experience and qualifications, is of the view that he has requisite experiences and capabilities to assume the responsibility as Independent Director of the Company.</p>
Whether appointment is executive, and if so, the area of responsibility	Non-executive	Non-executive

ADDITIONAL INFORMATION ON DIRECTORS SEEKING RE-ELECTION

Name of Director	Anthony Wong Wei Kit	Lee Jae Seung
Job Title (e.g. Lead ID, AC Chairman, AC Member etc.)	<p>Currently the Non-Executive and Independent Chairman, Chairman of the Audit Risk Management Committee and the Nominating Committee, and member of the Remuneration Committee.</p> <p>Mr. Wong will, upon re-election as a Director of the Company, be re-designated as Non-Executive and Non-Independent Chairman. He will also be re-designated as a member of the Audit and Risk Management Committee, and step down as a member of the Nominating Committee. Mr. Wong will remain as a member of the Remuneration Committee.</p>	Independent Director, Chairman of the Remuneration Committee and member of the Audit and Risk Management Committee and the Nominating Committee.
Professional qualifications	Please refer to page 29 of the Annual Report	Please refer to page 30 of the Annual Report
Working experience and occupation(s) during the past 10 years	Please refer to page 29 of the Annual Report	Please refer to page 30 of the Annual Report
Shareholding interest in the listed issuer and its subsidiaries	Nil	Nil
Any relationship (including immediate family relationships with any existing director, existing executive officer, the issuer and/or substantial shareholder of the listed issuer or of any of its principal subsidiaries	No	No
Conflict of Interest (including any competing business)	No	No
Undertaking (in the format set out in Appendix 7H) under Rule 720(1) has been submitted to the listed issuer	Yes	Yes
Other Principal Commitments* Including Directorships#	<p><u>Past (for the last 5 years)</u></p> <ul style="list-style-type: none"> Canada Rare Earth Corporation <p><u>Present</u></p> <p>Nil</p>	<p><u>Past (for the last 5 years)</u></p> <p>Nil</p> <p><u>Present</u></p> <p>Nil</p>
* "Principal Commitments" has the same meaning as defined in the Code.		
# These fields are not applicable for announcements of appointments pursuant to Listing Rule 704(8).		

ADDITIONAL INFORMATION ON DIRECTORS SEEKING RE-ELECTION

Name of Director	Anthony Wong Wei Kit	Lee Jae Seung
Information required		
<p>Disclose the following matters concerning an appointment of director, chief executive officer, chief financial officer, chief operating officer, general manager or other officer of equivalent rank. If the answer to any question is "yes", full details must be given.</p>		
(a) Whether at any time during the last 10 years, an application or a petition under any bankruptcy law of any jurisdiction was filed against him or against a partnership of which he was a partner at the time when he was a partner or at any time within 2 years from the date he ceased to be a partner?	No	No
(b) Whether at any time during the last 10 years, an application or a petition under any law of any jurisdiction was filed against an entity (not being a partnership) of which he was a director or an equivalent person or a key executive, at the time when he was a director or an equivalent person or a key executive of that entity or at any time within 2 years from the date he ceased to be a director or an equivalent person or a key executive of that entity, for the winding up or dissolution of that entity or, where that entity is the trustee of a business trust, that business trust, on the ground of insolvency?	No	No
(c) Whether there is any unsatisfied judgment against him?	No	No
(d) Whether he has ever been convicted of any offence, in Singapore or elsewhere, involving fraud or dishonesty which is punishable with imprisonment, or has been the subject of any criminal proceedings (including any pending criminal proceedings of which he is aware) for such purpose?	No	No

ADDITIONAL INFORMATION ON DIRECTORS SEEKING RE-ELECTION

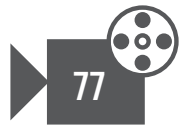
Name of Director	Anthony Wong Wei Kit	Lee Jae Seung
(e) Whether he has ever been convicted of any offence, in Singapore or elsewhere, involving a breach of any law or regulatory requirement that relates to the securities or futures industry in Singapore or elsewhere, or has been the subject of any criminal proceedings (including any pending criminal proceedings of which he is aware) for such breach?	No	No
(f) Whether at any time during the last 10 years, judgment has been entered against him in any civil proceedings in Singapore or elsewhere involving a breach of any law or regulatory requirement that relates to the securities or futures industry in Singapore or elsewhere, or a finding of fraud, misrepresentation or dishonesty on his part, or he has been the subject of any civil proceedings (including any pending civil proceedings of which he is aware) involving an allegation of fraud, misrepresentation or dishonesty on his part?	No	No
(g) Whether he has ever been convicted in Singapore or elsewhere of any offence in connection with the formation or management of any entity or business trust?	No	No
(h) Whether he has ever been disqualified from acting as a director or an equivalent person of any entity (including the trustee of a business trust), or from taking part directly or indirectly in the management of any entity or business trust?	No	No
(i) Whether he has ever been the subject of any order, judgment or ruling of any court, tribunal or governmental body, permanently or temporarily enjoining him from engaging in any type of business practice or activity?	No	No

ADDITIONAL INFORMATION ON DIRECTORS SEEKING RE-ELECTION

Name of Director	Anthony Wong Wei Kit	Lee Jae Seung
<p>(j) Whether he has ever, to his knowledge, been concerned with the management or conduct, in Singapore or elsewhere, of the affairs of:-</p> <p>(i) any corporation which has been investigated for a breach of any law or regulatory requirement governing corporations in Singapore or elsewhere; or</p> <p>(ii) any entity (not being a corporation) which has been investigated for a breach of any law or regulatory requirement governing such entities in Singapore or elsewhere; or</p> <p>(iii) any business trust which has been investigated for a breach of any law or regulatory requirement governing business trusts in Singapore or elsewhere; or</p> <p>(iv) any entity or business trust which has been investigated for a breach of any law or regulatory requirement that relates to the securities or futures industry in Singapore or elsewhere,</p> <p>in connection with any matter occurring or arising during that period when he was so concerned with the entity or business trust?</p>	<p>No</p>	<p>No</p>
<p>(k) Whether he has been the subject of any current or past investigation or disciplinary proceedings, or has been reprimanded or issued any warning, by the Monetary Authority of Singapore or any other regulatory authority, exchange, professional body or government agency, whether in Singapore or elsewhere?</p>	<p>No</p>	<p>No</p>

ADDITIONAL INFORMATION ON DIRECTORS SEEKING RE-ELECTION

Name of Director	Anthony Wong Wei Kit	Lee Jae Seung
Information required		
Disclosure applicable to the appointment of Director only.		
<p>Any prior experience as a director of an issuer listed on the Exchange?</p> <p>If yes, please provide details of prior experience.</p> <p>If no, please state if the director has attended or will be attending training on the roles and responsibilities of a director of a listed issuer as prescribed by the Exchange.</p> <p>Please provide details of relevant experience and the nominating committee's reasons for not requiring the director to undergo training as prescribed by the Exchange (if applicable).</p>	N.A.	N.A.



DIRECTORS' STATEMENT

The directors present their statement to the members together with the audited consolidated financial statements of the Group and the statement of financial position and statement of changes in equity of the Company for the financial year ended 31 December 2023.

In the opinion of the directors:

- (i) the consolidated financial statements of the Group and the statement of financial position and statement of changes in equity of the Company as set out on pages 85 to 138 are drawn up so as to give a true and fair view of the financial position of the Group and of the Company as at 31 December 2023 and of the financial performance, changes in equity and cash flows of the Group and changes in equity of the Company for the financial year then ended in accordance with the provisions of the Companies Act 1967 and Singapore Financial Reporting Standards (International) ("SFRS(I)"); and
- (ii) at the date of this statement there are reasonable grounds to believe that the Company will be able to pay its debts as and when they fall due.

Directors

The directors in office at the date of this statement are:

Na Kyoungwon
Anthony Wei Kit Wong ("Anthony Wong")
Lee Jae Seung
Lee Doo Hee

Arrangements to enable directors to acquire benefits

Neither at the end of nor at any time during the financial year was the Company a party to any arrangement whose objects are, or one of whose objects is, to enable the directors of the Company to acquire benefits by means of the acquisition of shares in or debentures of the Company or any other body corporate.

Directors' interest in shares or debentures

The directors of the Company holding office at the end of the financial year had no interests in the shares and debentures of the Company and related corporations as recorded in the Register of Directors' Shareholdings kept by the Company under Section 164 of the Companies Act 1967, except as follows:

Name of directors	Number of ordinary shares Shareholdings registered in the name of directors	
	At 1.1.2023	At 31.12.2023
Na Kyoungwon	1,026,800	1,026,800

The directors' interests in ordinary shares and share options of the Company as at 21 January 2024 were the same as those as at 31 December 2023.

DIRECTORS' STATEMENT

Share options

No option to take up unissued shares of the Company or its subsidiary corporations was granted during the financial year.

There were no shares issued during the financial year by virtue of the exercise of options to take up unissued shares of the Company or its subsidiary corporations whether granted before or during the financial year.

There were no unissued shares of the Company or its subsidiary corporations under option at the end of the financial year.

Audit and Risk Management Committee

The members of the Audit and Risk Management Committee ("ARMC") during the year and at the date of this report are:

Anthony Wong (Chairman)
Lee Jae Seung
Lee Doo Hee

The ARMC carried out its functions in accordance with Section 201B(5) of the Singapore Companies Act. Their functions are detailed in the Report on Corporate Governance.

In performing its functions, the ARMC met with the Company's independent and internal auditors to discuss the scope of their work, the results of their examination and evaluation of the Company's internal accounting control system.

The ARMC also reviewed the following:

- (a) independent and internal auditors audit plans, scope of work, their evaluation of the system of internal accounting controls, their letter to management and the management's response, and results of the audits compiled by the independent and internal auditor;
- (b) quarterly or half yearly (whichever is applicable) and annual financial statements and results announcements before submission to the Board for approval, focusing in particular on changes in accounting policies and practices, major risk areas, significant adjustments resulting from the audit, compliance with accounting standards and compliance with the Catalyst Rules and any other relevant statutory or regulatory requirements;
- (c) effectiveness and adequacy of the internal controls and procedures, including accounting and financial controls and procedures, and ensure co-ordination between the independent and internal auditors, and the management, and review the assistance given by the management to the auditors, and discuss problems and concerns, if any, arising from audits, and any matters which the auditors may wish to discuss (in the absence of the management, where necessary);
- (d) report to the Board at least annually the adequacy and effectiveness of the Group's key internal controls with the Group Financial Controller and the independent and internal auditors, including financial, operational, compliance and information technology controls via review carried out by the internal auditors;
- (e) assurance from the CEO and the Group Financial Controller on the financial records and the financial statements;
- (f) discuss with the independent auditor any suspected fraud or irregularity, or suspected infringement of any relevant laws, rules or regulations, which has or is likely to have a material impact on the Group's operating results or financial position, and the management's response;
- (g) scope and results of the external audit, and the independence and objectivity of the independent auditor, and to make recommendations to the Board on the proposals to the Shareholders on the appointment or re-appointment of the independent auditor, matters relating to the resignation or dismissal of the auditors, and approving the remuneration and terms of engagement of the independent auditor;

DIRECTORS' STATEMENT

Audit and Risk Management Committee (Continued)

- (h) significant financial reporting issues and judgments with the Chief Operating Officer and Group Financial Controller and the independent auditor so as to ensure the integrity of the financial statements of the Group and any formal announcements relating to the Group's financial performance before their submission to the Board of Directors;
- (i) scope, results and cost-effectiveness of internal audit procedures as well as the effectiveness of the Group and the Company's internal audit function;
- (j) approve transactions (if any) falling within the scope of Chapter 9 and Chapter 10 of the Catalist Rules;
- (k) potential conflicts of interest (if any) and to set out a framework to resolve or mitigate any potential conflicts of interests;
- (l) approve all hedging policies and instruments (if any) to be implemented by the Group;
- (m) undertake such other reviews and projects as may be requested by the Board, and report to the Board its findings from time to time on matters arising and requiring the attention of the ARMC;
- (n) financial risk areas, with a view to providing an independent oversight on the Group's financial reporting, the outcome of such review to be disclosed in the annual reports or if the findings are material, to be immediately announced via SGXNET;
- (o) establish procedures for receipt, retention and treatment of complaints received by the Group regarding among other things, criminal offences involving the Group or its employees, questionable accounting, auditing, business, safety or other matters that impact negatively on the Group;
- (p) Group's compliance with such functions and duties as may be required by statute or the Catalist Rules, and by such amendments made thereto from time to time;
- (q) generally undertake such other functions and duties as may be required by statute or the Catalist Rules, or by such amendments as may be made thereto from time to time; and
- (r) whistle blowing policy and arrangements by which the staff may, in confidence, raise concerns about improprieties in matters of financial reporting or other matters, and to ensure that those arrangements are in place for independent investigations of such matters and for appropriate follow-up.

The ARMC is satisfied with the independence and objectivity of the independent auditor and has nominated Baker Tilly TFW LLP for re-appointment as independent auditor of the Company at the forthcoming Annual General Meeting.

Independent auditor

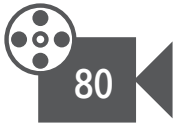
The independent auditor, Baker Tilly TFW LLP, has expressed its willingness to accept re-appointment.

On behalf of the directors

Na Kyoungwon
Director

Anthony Wong
Director

12 April 2024



INDEPENDENT AUDITOR'S REPORT

TO THE MEMBERS OF SPACKMAN ENTERTAINMENT GROUP LIMITED

Report on the Audit of the Financial Statements

Opinion

We have audited the accompanying financial statements of Spackman Entertainment Group Limited (the "Company") and its subsidiaries (the "Group"), as set out on pages 85 to 138, which comprise the statements of financial position of the Group and of the Company as at 31 December 2023, and the consolidated statement of profit or loss and other comprehensive income, consolidated statement of changes in equity and consolidated statement of cash flows of the Group and the statement of changes in equity of the Company for the financial year then ended, and notes to the financial statements, including material accounting policy information.

In our opinion, the accompanying consolidated financial statements of the Group and the statement of financial position and statement of changes in equity of the Company are properly drawn up in accordance with the provisions of the Companies Act 1967 (the "Act") and Singapore Financial Reporting Standards (International) ("SFRS(I)") so as to give a true and fair view of the consolidated financial position of the Group and the financial position of the Company as at 31 December 2023 and of the consolidated financial performance, consolidated changes in equity and consolidated cash flows of the Group and of the changes in equity of the Company for the financial year ended on that date.

Basis for Opinion

We conducted our audit in accordance with Singapore Standards on Auditing ("SSAs"). Our responsibilities under those standards are further described in the *Auditor's Responsibilities for the Audit of the Financial Statements* section of our report. We are independent of the Group in accordance with the Accounting and Corporate Regulatory Authority ("ACRA") *Code of Professional Conduct and Ethics for Public Accountants and Accounting Entities* ("ACRA Code") together with the ethical requirements that are relevant to our audit of the financial statements in Singapore, and we have fulfilled our other ethical responsibilities in accordance with these requirements and the ACRA Code. We believe that the audit evidence we have obtained is sufficient and appropriate to provide a basis for our opinion.

Material Uncertainty Related to Going Concern

We draw attention to Note 3 in the financial statements, which indicates that the Group incurred a net loss of USD8,682,215 (2022: USD6,633,794) and operating cash outflow of USD5,470,404 (2022: USD5,150,397) for the financial year ended 31 December 2023. These factors indicate the existence of a material uncertainty which may cast significant doubt about the Group's ability to continue as a going concern. Our opinion is not modified in respect of this matter.

Key Audit Matters

Key audit matters are those matters that, in our professional judgement, were of most significance in our audit of the financial statements of the current period. These matters were addressed in the context of our audit of the financial statements as a whole, and in forming our opinion thereon, and we do not provide a separate opinion on these matters.

1. Impairment assessment on investment in associated company, Spackman Media Group Limited ("SMGL")

As at 31 December 2023, the carrying amounts of the Group's and the Company's investment in SMGL amount to USD11,568,575 (2022: USD12,396,405) and USD12,462,597 (2022: USD12,462,597) (Note 17). The Group performed an impairment assessment to determine the recoverable amount, which is the higher between the VIU and fair value less cost of disposal ("FVLCD"), of the investment in SMGL.

To determine the VIU, the Group engaged an external valuation expert to assist in the VIU calculation using cash flow projections from forecasts of SMGL and its subsidiaries. This process requires estimating future cash flows based on management's view of future business prospects and applying appropriate terminal growth rates and discount rates to the cash flow projections.

INDEPENDENT AUDITOR'S REPORT

TO THE MEMBERS OF SPACKMAN ENTERTAINMENT GROUP LIMITED

Report on the Audit of the Financial Statements (Continued)

Key Audit Matters (Continued)

1. Impairment assessment on investment in associated company, Spackman Media Group Limited ("SMGL") (Continued)

FVLCD was determined based on the issuance of Crystal Planet Limited ("CPL") shares, which is the most significant subsidiary of SMGL, to third parties on 11 September 2023. This share price is also the same as the share exchange agreement transaction entered on 6 February 2023 by SMGL, as a vendor, for the sale of CPL, to Spackman Equities Group Inc. (SQG). Pursuant to the share exchange agreement, SQG will acquire all of the issued and outstanding shares in the capital of CPL from SMGL by issuing new shares of SQG as consideration. The fair values of other entities within SMGL group with no recently transacted price were based on respective entities' net assets/liabilities which mostly comprised of financial assets/liabilities and approximates their fair values due to short-term in nature. In determining the eventual FVLCD of SMGL, the Group considered the assumed costs of disposal (Note 17).

The Group used the FVLCD as the recoverable amount as this was higher than VIU. While the recoverable amount, based on FVLCD, is higher than the carrying amount for both the Group and the Company, no reversal of previous years impairment losses was made as there is no increase in the estimated service potential of this investment in associated company.

We focus on this area due to the significance of the asset to the Group's and Company's balance sheets as well as the significant estimates and assumptions involved in management's determination of the recoverable amount (Note 3).

Our procedures to address the key audit matter

We obtained an understanding of the internal controls over impairment assessment and evaluate key operational and accounting controls and assess the design and implementation of key controls. We also reviewed management's assessment of indicators of investment in SMGL.

We then evaluated the reasonableness of the FVLCD by verifying the share price of CPL shares issued on 11 September 2023. Additionally, we compared the CPL share price per share from the share exchange agreement entered on 6 February 2023 and determined that both transactions had the same CPL price per share. We reviewed the reasonableness of the fair values of other entities within the SMGL group by assessing the reasonableness of valuation methodology. We determined the reliability of the net assets/liabilities of the relevant entities to their audited numbers. Costs of disposal were evaluated for reasonableness by considering industry benchmarks. We recompute the eventual FVLCD of SMGL based on the amounts determined as described above.

We then reviewed the Group's VIU computation and the subsequent comparison to the FVLCD to determine the recoverable amount. Our review on the VIU computation includes, evaluation of the VIU computation performed by external valuation expert engaged by the Group and assessment of the expert's competence, objectivity and capabilities. We assessed and challenged the key estimates and assumptions applied in the VIU calculation by comparing the cash flow projection to historical data and performance, existing contracts and other relevant documents and published industry data. We also compared current year actual results to prior year forecast where relevant, to assess the reliability of the Group's estimates. We assessed the sensitivity of the key estimates on the impairment assessment, based on reasonably possible changes in the key estimates. We involved our internal valuation specialists in assessing the reasonableness of the discount rate used.

We evaluated the management's assessment that no reversal of previous years impairment losses is necessary due to the absence of an increase in the estimated service potential of this investment.

We have also assessed the adequacy and appropriateness of the disclosures made in the financial statements.

INDEPENDENT AUDITOR'S REPORT

TO THE MEMBERS OF SPACKMAN ENTERTAINMENT GROUP LIMITED

Report on the Audit of the Financial Statements (Continued)

Key Audit Matters (Continued)

2. Impairment assessment on intangible assets

Included in the intangible assets as at 31 December 2023, are goodwill and copyrights of USD1,198,415 (2022: USD3,049,778) and USD566,262 (2022: USD650,054) respectively. These intangible assets had been allocated to certain cash generating units ("CGUs") as disclosed in Note 12 to the financial statements. During the financial year, an impairment loss of USD1,851,363 (2022: USD2,549,417) had been recognised to goodwill.

The Group has performed an impairment assessment in accordance with SFRS(I) 1-36 *Impairment of Assets* to determine the recoverable amount. The recoverable amount has been determined based on value-in-use ("VIU") calculations using cash flow projections from the respective CGUs forecasts. This process requires estimating future cash flows based on management's view of future business prospects and applying appropriate terminal growth rates and discount rates to the cash flow projections. Given the significant level of judgement and estimation involved, and the significance of the assets to the Group's consolidated financial position, we identified this to be a key audit matter.

The key assumptions and estimates used in the VIU calculation are disclosed in Note 3 and Note 12 to the financial statements.

Our procedures to address the key audit matter

We obtained an understanding of the internal controls over impairment assessment and evaluate key operational and accounting controls and assess the design and implementation of key controls. We evaluated the Group's VIU calculations and the process by which they were developed. We assessed and challenged the key estimates applied in the VIU calculations by comparing the cash flow projections to the CGU's historical data and performance, existing contracts and other relevant documents and published industry data. We also compared current year actual results to prior year forecast where relevant, to assess the reliability of the Group's estimates. We reviewed managements' consideration of current and expected economic conditions that will impact the impairment assessment. We assessed the sensitivity of the key estimates on the impairment assessment, based on reasonably possible changes in the key estimates. We involved our internal valuation specialists in assessing the reasonableness of the discount rates used. We recomputed the comparison between the recoverable amounts based on VIU calculation and the carrying value of the CGU in which the intangible assets are attributable to.

We have also assessed the adequacy and appropriateness of the disclosures made in the financial statements.

Other Information

Management is responsible for the other information. The other information comprises the information included in the Annual Report 2023, but does not include the financial statements and our auditor's report thereon.

Our opinion on the financial statements does not cover the other information and we do not express any form of assurance conclusion thereon.

In connection with our audit of the financial statements, our responsibility is to read the other information and, in doing so, consider whether the other information is materially inconsistent with the financial statements or our knowledge obtained in the audit or otherwise appears to be materially misstated. If, based on the work we have performed, we conclude that there is a material misstatement of this other information, we are required to report that fact. We have nothing to report in this regard.

INDEPENDENT AUDITOR'S REPORT

TO THE MEMBERS OF SPACKMAN ENTERTAINMENT GROUP LIMITED

Report on the Audit of the Financial Statements (Continued)

Responsibilities of Management and Directors for the Financial Statements

Management is responsible for the preparation of financial statements that give a true and fair view in accordance with the provisions of the Act and SFRS(I), and for devising and maintaining a system of internal accounting controls sufficient to provide a reasonable assurance that assets are safeguarded against loss from unauthorised use or disposition; and transactions are properly authorised and that they are recorded as necessary to permit the preparation of true and fair financial statements and to maintain accountability of assets.

In preparing the financial statements, management is responsible for assessing the Group's ability to continue as a going concern, disclosing, as applicable, matters related to going concern and using the going concern basis of accounting unless management either intends to liquidate the Group or to cease operations, or has no realistic alternative but to do so.

The directors' responsibilities include overseeing the Group's financial reporting process.

Auditor's Responsibilities for the Audit of the Financial Statements

Our objectives are to obtain reasonable assurance about whether the financial statements as a whole are free from material misstatement, whether due to fraud or error, and to issue an auditor's report that includes our opinion. Reasonable assurance is a high level of assurance, but is not a guarantee that an audit conducted in accordance with SSAs will always detect a material misstatement when it exists. Misstatements can arise from fraud or error and are considered material if, individually or in the aggregate, they could reasonably be expected to influence the economic decisions of users taken on the basis of these financial statements.

As part of an audit in accordance with SSAs, we exercise professional judgement and maintain professional scepticism throughout the audit. We also:

- Identify and assess the risks of material misstatement of the financial statements, whether due to fraud or error, design and perform audit procedures responsive to those risks, and obtain audit evidence that is sufficient and appropriate to provide a basis for our opinion. The risk of not detecting a material misstatement resulting from fraud is higher than for one resulting from error, as fraud may involve collusion, forgery, intentional omissions, misrepresentations, or the override of internal control.
- Obtain an understanding of internal control relevant to the audit in order to design audit procedures that are appropriate in the circumstances, but not for the purpose of expressing an opinion on the effectiveness of the Group's internal control.
- Evaluate the appropriateness of accounting policies used and the reasonableness of accounting estimates and related disclosures made by management.
- Conclude on the appropriateness of management's use of the going concern basis of accounting and, based on the audit evidence obtained, whether a material uncertainty exists related to events or conditions that may cast significant doubt on the Group's ability to continue as a going concern. If we conclude that a material uncertainty exists, we are required to draw attention in our auditor's report to the related disclosures in the financial statements or, if such disclosures are inadequate, to modify our opinion. Our conclusions are based on the audit evidence obtained up to the date of our auditor's report. However, future events or conditions may cause the Group to cease to continue as a going concern.
- Evaluate the overall presentation, structure and content of the financial statements, including the disclosures, and whether the financial statements represent the underlying transactions and events in a manner that achieves fair presentation.
- Obtain sufficient appropriate audit evidence regarding the financial information of the entities or business activities within the Group to express an opinion on the consolidated financial statements. We are responsible for the direction, supervision and performance of the group audit. We remain solely responsible for our audit opinion.

INDEPENDENT AUDITOR'S REPORT

TO THE MEMBERS OF SPACKMAN ENTERTAINMENT GROUP LIMITED

Report on the Audit of the Financial Statements (Continued)

Auditor's Responsibilities for the Audit of the Financial Statements (Continued)

We communicate with the directors regarding, among other matters, the planned scope and timing of the audit and significant audit findings, including any significant deficiencies in internal control that we identify during our audit.

We also provide the directors with a statement that we have complied with relevant ethical requirements regarding independence, and to communicate with them all relationships and other matters that may reasonably be thought to bear on our independence, and where applicable, related safeguards.

From the matters communicated with the directors, we determine those matters that were of most significance in the audit of the financial statements of the current period and are therefore the key audit matters. We describe these matters in our auditor's report unless law or regulation precludes public disclosure about the matter or when, in extremely rare circumstances, we determine that a matter should not be communicated in our report because the adverse consequences of doing so would reasonably be expected to outweigh the public interest benefits of such communication.

Report on Other Legal and Regulatory Requirements

In our opinion, the accounting and other records required by the Act to be kept by the Company have been properly kept in accordance with the provisions of the Act.

The engagement partner on the audit resulting in this independent auditor's report is Low See Lien.

Baker Tilly TFW LLP
Public Accountants and
Chartered Accountants
Singapore

12 April 2024

CONSOLIDATED STATEMENT OF PROFIT OR LOSS AND OTHER COMPREHENSIVE INCOME

FOR THE FINANCIAL YEAR ENDED 31 DECEMBER 2023

		Group	
	Note	2023 USD	2022 USD
Revenue	4	852,130	3,401,265
Cost of sales		(372,885)	(1,989,463)
Gross profit		479,245	1,411,802
Other income and gains	5a	119,780	649,836
Interest income	5b	115,267	64,402
Expenses			
Selling expenses		(494,995)	(577,421)
General and administrative expenses		(4,005,299)	(4,511,790)
Net impairment losses on financial assets		(257,734)	(13,494)
Finance costs	6	(113,038)	(83,704)
Other expenses		(3,527,212)	(3,997,252)
Share of results of associated companies		(999,456)	419,420
Loss before tax	7	(8,683,442)	(6,638,201)
Tax credit	9	1,227	4,407
Loss for the financial year		(8,682,215)	(6,633,794)
Loss for the financial year attributable to:			
Equity holders of the Company		(8,051,405)	(6,707,704)
Non-controlling interests		(630,810)	73,910
Loss for the financial year		(8,682,215)	(6,633,794)
Loss per share for loss attributable to equity holders of the Company (cents per share)			
Basic and diluted	10	(0.44)	(0.36)
Other comprehensive income			
<i>Items that are or may be reclassified subsequently to profit or loss:</i>			
Currency translation differences arising from consolidation		47,321	54,793
Share of other comprehensive loss of associated companies		176,215	(37,833)
<i>Items that will not be reclassified subsequently to profit or loss:</i>			
Currency translation differences arising from consolidation		(8,910)	(8,029)
Other comprehensive income, for the financial year net of tax		214,626	8,931
Total comprehensive loss for the financial year		(8,467,589)	(6,624,863)
Total comprehensive loss attributable to:			
Equity holders of the Company		(7,827,869)	(6,690,744)
Non-controlling interests		(639,720)	65,881
Total comprehensive loss for the financial year		(8,467,589)	(6,624,863)

The accompanying notes form an integral part of these financial statements.

STATEMENTS OF FINANCIAL POSITION

AT 31 DECEMBER 2023

	Note	Group		Company	
		2023 USD	2022 USD	2023 USD	2022 USD
Non-current assets					
Property, plant and equipment	11	551,541	830,437	77,359	68,511
Intangible assets	12	1,764,680	3,703,905	-	-
Film production inventories	13	1,034,143	885,808	-	-
Deferred tax assets	14	18,089	18,089	-	-
Investment in subsidiaries	16	-	-	10,572,442	13,157,532
Investment in associated companies	17	11,568,575	12,440,043	12,462,597	12,505,597
Financial assets at fair value through profit or loss	18	-	510,000	-	510,000
Trade and other receivables	20	342,733	325,643	-	-
Total non-current assets		15,279,761	18,713,925	23,112,398	26,241,640
Current assets					
Film production inventories	13	997,195	975,958	-	-
Loan to subsidiaries	15	-	-	951,547	877,747
Inventories		5,530	6,404	-	-
Financial assets at fair value through profit or loss	18	808,251	1,789,132	-	-
Contract assets	19	-	5,215	-	-
Trade and other receivables	20	5,488,536	5,740,350	1,272,162	1,147,621
Cash and cash equivalents	21	801,961	6,209,209	145,442	120,067
Total current assets		8,101,473	14,726,268	2,369,151	2,145,435
Total assets		23,381,234	33,440,193	25,481,549	28,387,075
Non-current liabilities					
Borrowings	23	418,510	509,457	975,225	1,134,693
Other non-current liabilities		162,636	250,118	-	-
Total non-current liabilities		581,146	759,575	975,225	1,134,693
Current liabilities					
Contract liabilities	19	482,170	2,046,236	-	-
Trade and other payables	22	1,629,450	2,114,297	728,036	734,418
Borrowings	23	2,493,596	1,295,199	7,458,823	5,399,972
Film obligations and production loans	24	497,121	1,058,146	-	-
Tax payable		-	1,400	-	-
Total current liabilities		5,102,337	6,515,278	8,186,859	6,134,390
Total liabilities		5,683,483	7,274,853	9,162,084	7,269,083
Net assets		17,697,751	26,165,340	16,319,465	21,117,992
Equity					
Share capital	25	70,007,456	70,007,456	70,007,456	70,007,456
Treasury shares	25	(914,566)	(914,566)	(914,566)	(914,566)
Other reserves	26	(2,933,534)	(3,157,070)	-	-
Accumulated losses		(48,001,496)	(39,950,091)	(52,773,425)	(47,974,898)
Equity attributable to equity holders of the Company, total		18,157,860	25,985,729	16,319,465	21,117,992
Non-controlling interests		(460,109)	179,611	-	-
Total equity		17,697,751	26,165,340	16,319,465	21,117,992

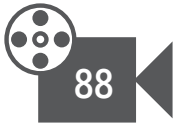
The accompanying notes form an integral part of these financial statements.

CONSOLIDATED STATEMENT OF CHANGES IN EQUITY

FOR THE FINANCIAL YEAR ENDED 31 DECEMBER 2023

Group	Attributable to equity holders of the Company					Non-controlling interests USD	Total equity USD
	Share capital USD	Treasury shares USD	Other reserves USD	Accumulated losses USD	Total USD		
Balance at 1 January 2023	70,007,456	(914,566)	(3,157,070)	(39,950,091)	25,985,729	179,611	26,165,340
Loss for the financial year	-	-	-	(8,051,405)	(8,051,405)	(630,810)	(8,682,215)
<i>Other comprehensive income/(loss)</i>							
Share of other comprehensive income of associated companies	-	-	176,215	-	176,215	-	176,215
Currency translation differences on consolidation	-	-	47,321	-	47,321	(8,910)	38,411
Total comprehensive income/(loss) for the financial year	-	-	223,536	(8,051,405)	(7,827,869)	(639,720)	(8,467,589)
Balance at 31 December 2023	70,007,456	(914,566)	(2,933,534)	(48,001,496)	18,157,860	(460,109)	17,697,751
Balance at 1 January 2022	70,007,456	(679,698)	(3,174,030)	(33,242,387)	32,911,341	113,730	33,025,071
(Loss)/profit for the financial year	-	-	-	(6,707,704)	(6,707,704)	73,910	(6,633,794)
<i>Other comprehensive income/(loss)</i>							
Share of other comprehensive loss of associated companies	-	-	(37,833)	-	(37,833)	-	(37,833)
Currency translation differences on consolidation	-	-	54,793	-	54,793	(8,029)	46,764
Total comprehensive income/(loss) for the financial year	-	-	16,960	(6,707,704)	(6,690,744)	65,881	(6,624,863)
Purchase of treasury shares	-	(234,868)	-	-	(234,868)	-	(234,868)
Balance at 31 December 2022	70,007,456	(914,566)	(3,157,070)	(39,950,091)	25,985,729	179,611	26,165,340

The accompanying notes form an integral part of these financial statements.



CONSOLIDATED STATEMENT OF CHANGES IN EQUITY

FOR THE FINANCIAL YEAR ENDED 31 DECEMBER 2023

	Share capital USD	Treasury shares USD	Accumulated losses USD	Total equity USD
Company				
Balance at 1 January 2023	70,007,456	(914,566)	(47,974,898)	21,117,992
Loss and total comprehensive loss for the financial year	–	–	(4,798,527)	(4,798,527)
Balance at 31 December 2023	70,007,456	(914,566)	(52,773,425)	16,319,465
Balance at 1 January 2022	70,007,456	(679,698)	(40,631,034)	28,696,724
Loss and total comprehensive loss for the financial year	–	–	(7,343,864)	(7,343,864)
Purchase of treasury shares	–	(234,868)	–	(234,868)
Balance at 31 December 2022	70,007,456	(914,566)	(47,974,898)	21,117,992

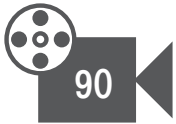
The accompanying notes form an integral part of these financial statements.

CONSOLIDATED STATEMENT OF CASH FLOWS

FOR THE FINANCIAL YEAR ENDED 31 DECEMBER 2023

	Note	Group	
		2023 USD	2022 USD
Cash flows from operating activities			
Loss before tax		(8,683,442)	(6,638,201)
Adjustments for:			
Depreciation of property, plant and equipment	11	493,441	621,581
Interest income		(115,267)	(64,402)
Interest expenses		113,038	83,704
Impairment loss on film production inventories	7	213,434	115,589
Share of results of associated companies		999,456	(419,420)
Amortisation of intangible assets	12	90,765	69,735
Impairment loss on goodwill	12	1,851,363	2,549,417
Impairment loss in associated company	17	48,227	780,978
Fair value loss on investments in financial assets at FVTPL	7	1,185,395	151,026
Fair value gain on investments in financial assets at FVTPL	5a	-	(318,000)
Allowance for impairment for receivables	7	257,756	44,479
Reversal of allowance for impairment for receivables	7	(22)	(30,985)
Reversal of loss on film borne by external investors	7	-	46
Gain on disposal of financial assets at FVTPL	5a	-	(65,367)
Loss on disposal of property, plant and equipment		175	-
Operating loss before working capital changes		(3,545,681)	(3,119,820)
Change in operating assets and liabilities, net of effects from acquisition of subsidiaries:			
Inventories and copyrights		874	2,315
Film production inventories		(411,578)	(950,923)
Receivables and contract assets		499,294	771,759
Payables and contract liabilities		(2,159,640)	(2,174,814)
Currency translation adjustments		103,062	305,322
Cash used in operations		(5,513,669)	(5,166,161)
Interest received		43,265	15,764
Net cash used in operating activities		(5,470,404)	(5,150,397)

The accompanying notes form an integral part of these financial statements.



CONSOLIDATED STATEMENT OF CASH FLOWS

FOR THE FINANCIAL YEAR ENDED 31 DECEMBER 2023

		Group	
	Note	2023 USD	2022 USD
Cash flows from investing activities			
Purchases of property, plant and equipment	11	(48,486)	(225,486)
Purchases of intangible assets	12	(6,946)	(61,037)
Purchases of financial assets at fair value through profit or loss		(306,417)	(541,817)
Proceeds from disposal of investments in theatrical project		194,500	1,393,334
Additional short-term loans		(166,231)	(196,241)
Short-term loan to associated company		(91,068)	(165,236)
Repayment of short-term loans		9,338	270,079
Disposal of subsidiaries		–	1,061,523
Advances given to associated company		(681,890)	(1,248,063)
Repayment from associated company		413,934	334,947
Net cash (used in)/generated from investing activities		(683,266)	622,003
Cash flows from financing activities			
Interest paid	23	(113,038)	(83,704)
Repayment of borrowings	23	(480,158)	(1,974,022)
Proceeds from borrowings	23	1,651,458	1,060,025
Loan received from associated company		–	136,353
Loan received from director	23	74,453	86,799
Advances received from directors of subsidiaries	23	72,760	59,069
Repayment of advances received from directors of subsidiaries	23	(3,447)	–
Repayment of film obligations and production loans	23	(237,750)	(58,686)
Proceeds from film obligations and production loans	23	76,604	735,323
Repayment of lease liabilities	23	(345,295)	(480,533)
Purchase of treasury shares	25	–	(234,868)
Net decrease in leasehold deposits		63,679	129,232
Net cash generated from/(used in) financing activities		759,266	(625,012)
Net decrease in cash and cash equivalents		(5,394,404)	(5,153,406)
Cash and cash equivalents at beginning of the financial year		6,209,209	11,344,593
Effects of exchange rate changes on cash and cash equivalents		(12,844)	18,022
Cash and cash equivalents at end of the financial year		801,961	6,209,209

The accompanying notes form an integral part of these financial statements.

NOTES TO THE FINANCIAL STATEMENTS

FOR THE FINANCIAL YEAR ENDED 31 DECEMBER 2023

These notes form an integral part of and should be read in conjunction with the accompanying financial statements.

1 CORPORATE INFORMATION

Spackman Entertainment Group Limited (the "Company") (Co. Reg. No. 201401201N) is incorporated in Singapore. The registered office of the Company is at 16 Collyer Quay, #17-00, Singapore 049318. The principal place of business of the Company is at 111 Somerset Road, #05-13, 111 Somerset, Singapore 238164.

The principal activity of the Company is an investment holding company. The principal activities of the subsidiaries are disclosed in Note 16.

2 MATERIAL ACCOUNTING POLICIES

a) Basis of preparation

The financial statements of the Group are expressed in United States Dollar ("USD"). The financial statements of the Group have been prepared in accordance with the provisions of the Companies Act 1967 and Singapore Financial Reporting Standards (International) ("SFRS(I)"). The financial statements have been prepared under the historical cost convention except as disclosed in the accounting policies below.

The preparation of financial statements in conformity with SFRS(I) requires the use of estimates and assumptions that affect the reported amounts of assets and liabilities and disclosure of contingent assets and liabilities at the date of the financial statements and the reported amounts of revenues and expenses during the financial year. Although these estimates are based on management's best knowledge of current events and actions and historical experiences and various other factors that are believed to be reasonable under the circumstances, actual results may ultimately differ from those estimates.

Use of estimates and judgements

The estimates and underlying assumptions are reviewed on an ongoing basis. Revisions to accounting estimates are recognised in the period in which the estimate is revised if the revision affects only that period, or in the period of the revision and future periods if the revision affects both current and future periods.

The areas involving a higher degree of judgement in applying material accounting policies, or areas where assumptions and estimates have a significant risk of resulting in material adjustment within the next financial year are disclosed in Note 3.

The carrying amounts of cash and cash equivalents, loan to subsidiaries, trade and other current receivables and payables approximate their respective fair values due to the relatively short-term maturity of these financial instruments.

New and revised standards that are adopted

In the current financial year, the Group has adopted all the new and revised SFRS(I) and SFRS(I) Interpretations ("SFRS(I) INT") that are relevant to its operations and effective for the current financial year. Changes to the Group's accounting policies have been made as required, in accordance with the transitional provisions in the respective SFRS(I) and SFRS(I) INT.

NOTES TO THE FINANCIAL STATEMENTS

FOR THE FINANCIAL YEAR ENDED 31 DECEMBER 2023

2 MATERIAL ACCOUNTING POLICIES (Continued)

a) Basis of preparation (Continued)

New and revised standards that are adopted (Continued)

The adoption of these new/revised SFRS(I) and SFRS(I) INT did not have any material effect on the financial results or position of the Group and Company except as disclosed below:

Amendments to SFRS(I) 1 and SFRS(I) Practice Statement 2: Disclosure of Accounting Policies

The amendments to SFRS(I) 1 and SFRS(I) Practice Statement 2 Making Materiality Judgements provide guidance and examples to help entities apply materiality judgements to accounting policy disclosures. The amendments require entities to disclose their material accounting policies rather than their significant accounting policies, and provide guidance on how entities apply the concept of materiality in making decisions about accounting policy disclosures.

The Group has adopted the amendments to SFRS(I) 1 on disclosures of accounting policies. The amendments have no impact on the measurement, recognition and presentation of any items in the Group's and the Company's financial statements.

New and revised standards not yet effective

New standards, amendments to standards and interpretations that have been issued at the balance sheet date but are not yet effective for the financial year ended 31 December 2023 have not been applied in preparing these financial statements. None of these are expected to have a significant effect on the financial statements of the Group and the Company.

b) Basis of consolidation

The consolidated financial statements comprise the financial statements of the Company and its subsidiaries as at the balance sheet date. Subsidiaries are consolidated from the date on which the Group obtains control, and continue to be consolidated until the date that such control ceases.

The financial statements of the subsidiaries are prepared for the same reporting date as the parent company. Consistent accounting policies are applied for like transactions and events in similar circumstances.

Intragroup balances and transactions including income, expenses and dividends, are eliminated in full. Profits and losses resulting from intragroup transactions that are recognized in assets, such as inventories and property, plant and equipment, are eliminated in full.

Non-controlling interests are that part of the net results of operations and of net assets of a subsidiary attributable to the interests which are not owned directly or indirectly by the equity holders of the Company. They are shown separately in the consolidated statement of profit or loss and other comprehensive income, statement of changes in equity and balance sheet. Total comprehensive income is attributed to the non-controlling interests based on their respective interests in a subsidiary, even if this results in the non-controlling interests having a deficit balance.

c) Subsidiaries

Subsidiaries are entities controlled by the Group. The Group controls an entity when the Group is exposed to, or has rights to, variable returns from its involvement with the entity and has the ability to affect those returns through its power over the entity.

In the Company's balance sheet, investments in subsidiaries are accounted for at cost less accumulated impairment losses, if any. On disposal of the investment, the difference between disposal proceeds and the carrying amounts of the investments are recognised in profit or loss.

NOTES TO THE FINANCIAL STATEMENTS

FOR THE FINANCIAL YEAR ENDED 31 DECEMBER 2023

2 MATERIAL ACCOUNTING POLICIES (Continued)

d) Associated companies

An associated company is an entity over which the Group has significant influence but not control or joint control, over the financial and operating policies of the entity. Significant influence is presumed to exist generally when the Group holds 20% or more but not exceeding 50% of the voting power of another entity.

Investment in associated companies is accounted for in the consolidated financial statements using the equity method of accounting, less impairment losses, if any.

Investment in associated companies is initially recognised at cost. The cost of an acquisition is measured at the fair value of the assets given, equity instruments issued or liabilities incurred or assumed at the date of exchange, plus costs directly attributable to the acquisition.

The goodwill is included within the carrying amount of the investment and is assessed for impairment as part of the investment. Any excess of the Group's share of the net fair value of the identifiable assets, liabilities and contingent liabilities over the cost of acquisition, after reassessment, is recognised immediately as income in the Group's profit or loss.

In the Company's financial statements, investment in associated companies is carried at cost less accumulated impairment loss.

e) Goodwill

Goodwill is initially measured at cost and is subsequently measured at cost less any accumulated impairment losses.

The Group tests goodwill annually for impairment, or more frequently if there are indications that goodwill might be impaired.

For the purpose of impairment testing, goodwill is allocated to each of the Group's cash-generating units expected to benefit from the synergies of the combination. Cash-generating unit to which goodwill has been allocated are tested for impairment annually, or more frequently when there is an indication that the unit may be impaired. If the recoverable amount of the cash-generating unit is less than the carrying amount of the unit, the impairment loss is allocated first to reduce the carrying amount of any goodwill allocated to the unit and then to the other assets of the unit pro-rata on the basis of the carrying amount of each asset in the unit. An impairment loss recognised for goodwill is not reversed in subsequent periods.

The Group's policy for goodwill arising on the acquisition of an associate is described in Note 2(d).

f) Revenue recognition

Revenue from production of films where the Group only undertook the role of Producer in a contract for production of motion films, and which the Group is acting as an agent

Where the Group is acting as an agent, the Group recognises revenue based on a pre-agreed production budget and its share of profits from the films. Production of film is recognised as a performance obligation satisfied over time based on the stage of completion of the contract as the customer simultaneously receives and consumes the benefits provided by the Group's performance as the Group performs. Management has assessed that the stage of completion by reference to the actual costs incurred up to the balance sheet date as a proportion of the total estimated costs for each contract is an appropriate measure of progress towards complete satisfaction of the performance obligations under SFRS(I) 15.

NOTES TO THE FINANCIAL STATEMENTS

FOR THE FINANCIAL YEAR ENDED 31 DECEMBER 2023

2 MATERIAL ACCOUNTING POLICIES (Continued)

f) Revenue recognition (Continued)

Revenue from production of films where the Group only undertook the role of Producer in a contract for production of motion films, and which the Group is acting as an agent (Continued)

Revenue in the form of a share of profits constitutes a variable consideration and such revenue is only recognised to the extent that it is highly probable that there will be no significant reversal when the uncertainty is resolved. The Group receives the production budget before the commencement of production activity and therefore a contract liability is recognised at inception of the contract period and the contract liability is recognised as revenue over the period in which the services are performed. The Group will bill the customer for its share of profits based on the film's profit or loss statement from the customer and therefore a contract asset is recognised in the period in which the Group determines that it is highly probable that a significant reversal of the estimated share of profits will not occur. Customers are required to pay within 60 to 90 days from the invoice date. No element of financing is deemed present.

Revenue from distribution of films and entertainment materials in post-theatrical markets or other ancillary markets

The Group distributes films and entertainment materials in post-theatrical markets or other ancillary markets such as video-on-demand and internet protocol television. The Group as the licensor, recognises revenue over a period of the licensing arrangements when the associated motion film or the television special/series has been released in the post-theatrical markets.

Minimum guaranteed revenue from the licensee are recorded as contract liability and recognised as revenue upon the release of the films. Royalty-based revenues (revenues based upon a specified percentage of net profit of the films) are recognised as revenue as the subsequent multiples settlement reports from the sale of the films were received.

Restaurant sales and café lounge

Revenue from restaurant sales is recognised when food and beverages products are sold to the customers.

Photography

Revenue from photography service is recognised at point in time when the services are rendered.

g) Property, plant and equipment

Property, plant and equipment are initially recognised at cost and subsequently carried at cost less accumulated depreciation and any impairment in value.

Depreciation

Depreciation for other items of property, plant and equipment is calculated on a straight line basis to write off the depreciable amounts of the property, plant and equipment over their estimated useful lives. The estimated useful lives are as follows:

	<u>Years</u>
Leasehold properties	1 to 3
Equipment	5 to 10
Motor vehicles	5
Leasehold improvements	5

NOTES TO THE FINANCIAL STATEMENTS

FOR THE FINANCIAL YEAR ENDED 31 DECEMBER 2023

2 MATERIAL ACCOUNTING POLICIES (Continued)

h) Intangible assets

Customer relationships and customer contracts are recognised at fair value at the acquisition date. Their value can be measured reliably on initial recognition and it is probable that the expected future economic benefits that are attributable to the asset will flow to the Group. These costs are amortised using the straight-line method over their estimated useful life of 1 to 7 years.

Copyrights relate to film contents acquired or developed by the Group. Copyrights are charged to cost of sales upon sales or when film is released. Average production period of the copyrights is 4 years, after which, the copyright is amortised 10% for the first year, 20% for the second year, 50% for the third year and 100% for the fourth year, based on the net carrying amount at the beginning of each reporting period.

i) Film production inventories

Film production inventories include costs incurred for films under production which are presented by the Group, unamortised costs of completed films which have been presented by the Group and films in development.

For films presented by the Group, capitalised costs include direct production costs, production overheads and development costs. The costs are amortised using the individual-film-forecast method, whereby these costs are amortised in the proportion that current year's revenue bears to management's estimate of ultimate revenue expected to be recognised from the exploitation, exhibition or sale of the films. Films presented by the Group are stated at amortised cost less impairment, if any.

Films in development include costs of acquiring film rights to books, stage plays or original screenplays and costs to adapt such projects. Such costs are capitalised and, upon commencement of production, are transferred to production costs. Projects in development are written off at the earlier of the date they are determined not to be recoverable or when abandoned, or written off over a period of four years, commencing from four years from the date of the initial investment.

j) Impairment of non-financial assets excluding goodwill

At each balance sheet date, the Group assesses the carrying amounts of its non-financial assets to determine whether there is any indication that those assets have suffered an impairment loss. If any such indication exists, the recoverable amount of the asset is estimated in order to determine the extent of the impairment loss (if any). Where it is not possible to estimate the recoverable amount of an individual asset, the Group estimates the recoverable amount of the cash-generating unit to which the asset belongs.

Recoverable amount is the higher of fair value less costs to sell and value-in-use. In assessing value-in-use, the estimated future cash flows are discounted to their present value using a pre-tax discount rate that reflects current market assessments of the time value of money and the risks specific to the asset.

If the recoverable amount of an asset (or cash-generating unit) is estimated to be less than its carrying amount, the carrying amount of the asset (cash-generating unit) is reduced to its recoverable amount. An impairment loss is recognised immediately in profit or loss.

Where an impairment loss subsequently reverses, the carrying amount of the asset (cash-generating unit) is increased to the revised estimate of its recoverable amount, but so that the increased carrying amount does not exceed the carrying amount that would have been determined had no impairment loss been recognised for the asset (cash-generating unit) in prior years. A previously recognised impairment loss for an asset is only reversed if there has been a change in the estimates used to determine the asset's recoverable amount since the last impairment loss was recognised. A reversal of an impairment loss is recognised immediately in profit or loss.

NOTES TO THE FINANCIAL STATEMENTS

FOR THE FINANCIAL YEAR ENDED 31 DECEMBER 2023

2 MATERIAL ACCOUNTING POLICIES (Continued)

k) Income taxes

Income tax on the profit or loss for the year comprises current and deferred tax. Management periodically evaluates positions taken in tax returns with respect to situations in which applicable tax regulation is subject to interpretation. It establishes provisions, where appropriate, on the basis of amounts expected to be paid to the tax authorities.

Deferred tax liability is provided on temporary differences arising on investments in subsidiaries, except where the timing of the reversal of the temporary difference can be controlled by the Group and it is probable that the temporary difference will not reverse in the foreseeable future.

Deferred tax assets are recognised to the extent that it is probable that future taxable profit will be available against which the deductible temporary differences can be utilised.

l) Financial assets

Recognition and derecognition

Regular way purchases and sales of financial assets are recognised on trade date – the date on which the Group commits to purchase or sell the asset. Financial assets are derecognised when the rights to receive cash flows from the financial assets have expired or have been transferred and the Group has transferred substantially all risks and rewards of ownership.

Financial assets are initially measured at fair value. Transaction costs that are directly attributable to the acquisition of financial assets (other than financial assets at fair value through profit or loss) are added to the fair value of the financial assets on initial recognition. Transaction costs directly attributable to acquisition of financial assets at fair value through profit or loss are recognised immediately in profit or loss. Trade receivables without a significant financing component is initially measured at transaction prices.

Classification and measurement

All financial assets are subsequently measured in their entirety at either amortised cost or fair value, depending on the classification of the financial assets.

The Group classifies its financial assets in the following measurement categories:

- Amortised cost; and
- Fair value through profit or loss (“FVTPL”).

The classification is based on the entity’s business model for managing the financial asset and the contractual cash flow characteristics of the financial assets.

The Group reclassifies financial assets when and only when its business model for managing those assets changes.

The Group’s business model for managing financial assets refers to how it manages its financial assets in order to generate cash flows. The business model determines whether cash flows will result from collecting contractual cash flows, selling the financial assets, or both.

NOTES TO THE FINANCIAL STATEMENTS

FOR THE FINANCIAL YEAR ENDED 31 DECEMBER 2023

2 MATERIAL ACCOUNTING POLICIES (Continued)

I) Financial assets (Continued)

Subsequent measurement

Debt instruments

Debt instruments include trade and other receivables (excluding prepayments and advance payment), loans to subsidiaries and cash and cash equivalents. The subsequent measurement category is depending on the Group's business model for managing the asset and cash flow characteristics of the asset:

Amortised cost

The Group measures financial assets at amortised cost if both of the following conditions are met:

- The financial asset is held within a business model with the objective to hold financial assets in order to collect contractual cash flows; and
- The contractual terms of the financial asset give rise on specific dates to cash flows that are solely payments of principal and interest on the principal amount outstanding.

Financial assets at amortised cost are subsequently measured using the effective interest rate ("EIR") method and are subject to impairment. Gains and losses are recognised in profit or loss when the asset is derecognised, modified or impaired. Interest income from these financial assets is included in interest income using the EIR method.

Equity instruments

The Group subsequently measures all its equity investments at their fair values. Equity investments are classified as FVTPL with movements in their fair values recognised in profit or loss in the period in which the changes arise and presented in "Other income and gains". On disposal of an equity investment classified as FVTPL, the difference between the carrying amount and sales proceed amount would be recognised in profit or loss.

Investments in theatrical projects and investments in film funds

Investments in theatrical projects and investments in film funds that do not meet the SPPI criteria are classified as FVTPL. Movements in fair values of investments in theatrical projects and investments in films funds are recognised in profit or loss in the period in which it arises and presented in "Other income and gains".

Impairment

The Group recognises an allowance for expected credit losses ("ECLs") for financial assets carried at amortised cost. ECLs are based on the difference between the contractual cash flows due in accordance with the contract and all the cash flows that the Group expects to receive, discounted at an approximation of the original effective interest rate.

The impairment methodology applied depends on whether there has been a significant increase in credit risk. For credit exposures for which there has not been a significant increase in credit risk since initial recognition, ECLs are provided for credit losses that result from default events that are possible within the next 12-months (a "12-month ECL"). For those credit exposures for which there has been a significant increase in credit risk since initial recognition, a loss allowance is required for credit losses expected over the remaining life of the exposure, irrespective of the timing of the default (a "lifetime ECL").

NOTES TO THE FINANCIAL STATEMENTS

FOR THE FINANCIAL YEAR ENDED 31 DECEMBER 2023

2 MATERIAL ACCOUNTING POLICIES (Continued)

l) Financial assets (Continued)

Impairment (Continued)

For trade receivables and contract assets that do not have a significant financing component, the Group applies a simplified approach to recognise a loss allowance based on lifetime ECLs at each reporting date. The Group has established a provision matrix that is based on its historical credit loss experience, adjusted as appropriate for current conditions and forward-looking factors specific to the debtors and the economic environment.

If the Group has measured the loss allowance for a financial asset at an amount equal to lifetime ECL in the previous reporting period, but determines at the current reporting date that the conditions for lifetime ECL are no longer met, the Group measures the loss allowance at an amount equal to 12-month ECL at the current reporting date.

The Group recognises an impairment gain or loss in profit or loss for all financial assets with a corresponding adjustment to their carrying amount through a loss allowance account.

Offset

Financial assets and liabilities are offset and the net amount presented on the balance sheet when, and only when the Group has a legal right to offset the amounts and intends either to settle on a net basis or to realise the asset and settle the liability simultaneously.

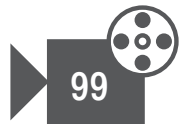
m) Film obligations and production loans

Film obligations and production loans ("FOPL") represent funds received from third parties for the financing of production and marketing expenditures that are associated with specific film titles that the Group presents. In accordance with the financing agreement, FOPLs are not guaranteed on principals by the Group. The third party funders ("investors") are entitled to a pre-agreed specified percentage of the proceeds from the exploitation, exhibition or sale of the specific film title ("box office proceeds") associated with the financing provided.

Where the Group acts as Presenter but not the Producer of the film titles, financing received from the third party funders are advanced to the Producer of the film. These advances to the producers are classified as "Advanced payments" in trade and other receivables.

Upon the screening of the specific film titles associated with the financing, the investors' entitled share of the box office proceeds will be payable to the investors and deducted against the FOPLs. If the share of box office proceeds payable to the investors is higher than the equivalent FOPLs, the film made a profit and the proportionate profit to be repaid to the investors is recognised as "profit on film distributable to external investors" in other expense. Where the share of box office proceeds payable to the investors is lesser than the equivalent FOPLs, the film made a loss and the proportionate loss to be deducted against the FOPLs is recognised as "loss on film borne by external investors" in other income.

Where the Group acts as investor where financing received from the third party funders are advanced to the Presenter of the film, the advances are classified as "investments in theatrical projects" in financial assets at fair value through profit or loss. The third party funders' share of box office proceeds received/receivable from the Presenter is paid/payable to the third party funders. The transaction has no impact to the Group's profit or loss. The amount of investment in theatrical projects made from funds received from third party funders as at the balance sheet date is disclosed in Note 18.



NOTES TO THE FINANCIAL STATEMENTS

FOR THE FINANCIAL YEAR ENDED 31 DECEMBER 2023

2 MATERIAL ACCOUNTING POLICIES (Continued)

n) Foreign currencies

Functional and presentation currency

Items included in the financial statements of each entity in the Group are measured using the currency of the primary economic environment in which that entity operates (the “functional currency”). The financial statements of the Group and the Company are presented in United States dollar (“USD”), which is the Company’s functional currency.

o) Segment reporting

An operating segment is a component of the Group that engages in business activities from which it may earn revenues and incurs expenses, including revenues and expenses that relate to transactions with other components of the Group. Operating segments are reported in a manner consistent with the internal reporting provided to the Group’s chief operating decision maker for making decisions about allocating resources and assessing performance of the operating segments.

3 CRITICAL ACCOUNTING JUDGEMENTS AND KEY SOURCES OF ESTIMATION UNCERTAINTY

Critical judgements in applying the entity’s accounting policies

In the process of applying the Group’s accounting policies, which are described in Note 2, management has made the following judgements that have the most significant effect on the amounts recognised in the financial statements (apart from those involving estimations, which are dealt in the subsequent paragraphs).

Investment in associated company

Management has considered the Group’s representation in the board of Spackman Media Group Limited (“SMGL”), the Memorandum and Articles of Association of SMGL, contractual terms in the shareholders agreement and the contractual arrangements among the shareholders and has determined that it has significant influence on and not control over SMGL even though the Group’s shareholding is 43.88%. Consequently, this investment has been classified as an associated company.

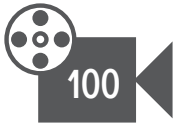
Going concern assumption

The Group recognised a loss for the financial year of USD8,682,215 (2022: USD6,633,794) and operating cash outflow of USD5,470,404 (2022: USD5,150,397) for the financial year ended 31 December 2023. These factors indicate the existence of a material uncertainty which may cast significant doubt about the Group’s ability to continue as a going concern. The Group’s net assets and net current assets as at 31 December 2023 were USD17,697,751 and USD2,999,136 respectively.

In addition to strong balance sheet position, and based on cash flow budget, the Group is able to generate sufficient cash flow in the next 12 months from the date of authorisation of these financial statements to meet the Group’s cash flow requirements and manage payments to their suppliers if necessary. In preparing the cash flow budget, the Group believes that the trade and other receivables are collectible within 12 months. On the other hand, borrowings from directors of subsidiaries can be rolled over if the respective subsidiaries have no sufficient operating surplus when the borrowings are due. The management also carried out certain measures to ensure that the films and dramas to be produced and released is still within the scheduled timeline.

Based on above, the management believes that going concern basis of preparation of these financial statements remains appropriate.

If the Group is unable to continue in operational existence for the foreseeable future, the Group may be unable to discharge its liabilities in the normal course of business and adjustments may have to be made to reflect the situation that assets may need to be realised other than in the normal course of business and at amounts which could differ significantly from the amounts at which they are currently recorded in the balance sheet. In addition, the Group may have to provide for further liabilities that might arise and to reclassify non-current assets and liabilities as current assets and liabilities. No such adjustments have been made to these financial statements.



NOTES TO THE FINANCIAL STATEMENTS

FOR THE FINANCIAL YEAR ENDED 31 DECEMBER 2023

3 CRITICAL ACCOUNTING JUDGEMENTS AND KEY SOURCES OF ESTIMATION UNCERTAINTY (Continued)

Key sources of estimation uncertainty

The key assumptions concerning the future, and other key sources of estimation uncertainty at the balance sheet date, that have a significant risk of causing a material adjustment to the carrying amounts of assets and liabilities within the next financial year, are discussed below.

Impairment of intangible assets

Goodwill are tested for impairment annually and whenever there is indication that goodwill may be impaired. Other intangible assets are tested for impairment when there are indicators that the carrying amounts may not be recoverable. The recoverable amounts of the cash generating units which goodwill and other intangible assets have been allocated to are determined based on the value-in-use prepared on the basis of management's assumptions and estimates. Any changes in the assumptions used and estimates made will impact the impairment assessment of the intangible assets. The key assumptions and estimates applied in the determination of the value-in-use including a sensitivity analysis, and the carrying amount of intangible assets are disclosed and further explained in Note 12.

Impairment of investment in an associated company, Spackman Media Group Limited ("SMGL")

Investment in SMGL is tested for impairment whenever there is indication that the investment may be impaired. The Group determined the recoverable amount based on higher of value-in-use ("VIU") and fair value less cost of disposal ("FVLCD"). The management's impairment assessment and the carrying amount of investment in SMGL are disclosed and further explained in Note 17.

Impairment of investment in subsidiaries

The Company assesses at each balance sheet date whether there are any indicators of impairment for investments in subsidiaries. Investments in subsidiaries are tested for impairment when there are indicators that the carrying amounts may not be recoverable. An impairment exists when the carrying amount of the investment exceeds its recoverable amount, which is the higher of its fair value less costs to sell and its value-in-use.

When value-in-use calculations are undertaken, management is required to estimate the expected future cash flows from the business and a suitable terminal growth rate and discount rate, in order to determine the present value of those cash flows.

The key assumptions and estimates applied in the determination of the value-in-use including a sensitivity analysis, and the carrying amount of investments in subsidiaries are disclosed in Note 16.

NOTES TO THE FINANCIAL STATEMENTS

FOR THE FINANCIAL YEAR ENDED 31 DECEMBER 2023

4 REVENUE

The following table provides a disaggregation disclosure of the Group's revenue by major sources of revenue and timing of revenue recognition.

	Group	
	2023 USD	2022 USD
Distribution of films	412,831	2,314,639
Production of films	35,538	98,274
Others		
– Talent appearance and management	–	172,004
– Restaurant sales and café lounge	247,916	382,630
– Consulting services	5,363	201,246
– Photography	128,765	133,902
– Others	21,717	98,570
	852,130	3,401,265

The primary geographical market of the Group's revenue is from the Republic of Korea.

	Group	
	2023 USD	2022 USD
<i>Timing of revenue recognition</i>		
At a point in time	258,028	383,559
Over time	594,102	3,017,706
	852,130	3,401,265

The Group applies the practical expedient in SFRS(I) 15 *Revenue from Contracts with Customers* and does not disclose information about its remaining performance obligation if:

- The performance obligation is part of a contract that has an original expected duration of one year or less; or
- The Group has a right to invoice a customer in an amount that corresponds directly with its performance to date, and it recognizes revenue in that amount.

NOTES TO THE FINANCIAL STATEMENTS

FOR THE FINANCIAL YEAR ENDED 31 DECEMBER 2023

5A OTHER INCOME AND GAINS

	Group	
	2023 USD	2022 USD
Fair value gain on investment in financial assets at FVTPL	–	318,000
Foreign exchange gain	7,206	118,101
Gain on disposal of financial assets at FVTPL	–	65,367
Rental income		
– Third parties	–	14,288
Government grants	–	82,178
Settlement of film released in prior year	31,202	–
Releases of obligation for settlement of film contract	39,570	–
Others	41,802	51,902
	119,780	649,836

5B INTEREST INCOME

	Group	
	2023 USD	2022 USD
Interest income		
– Loan to associated companies	67,495	37,215
– Loan to third parties	47,772	27,187
	115,267	64,402

6 FINANCE COSTS

	Group	
	2023 USD	2022 USD
Interest expenses		
– Bank loans	99,352	65,587
– Leases	13,686	18,117
	113,038	83,704

NOTES TO THE FINANCIAL STATEMENTS

FOR THE FINANCIAL YEAR ENDED 31 DECEMBER 2023

7 LOSS BEFORE TAX

	Group	
	2023 USD	2022 USD
Loss before tax is arrived at after charging/(crediting):		
Allowance for impairment for receivables from		
– Financial assets [Note 28(b)]	227,497	44,479
Impairment loss on advance payments	30,259	–
Reversal of allowance for impairment for receivables [Note 28(b)]	(22)	(30,985)
Amortisation of intangible assets charged to (Note 12)		
– Software, copyrights, customer contracts and customer relationships	90,765	69,735
Audit fees paid/payable to		
– Auditor of the Company	121,251	115,659
– Other auditors of the Group – network firms	12,781	12,623
– Other auditors of the Group – non-network firms	188,816	203,570
Fees for non-audit services paid/payable to		
– Auditor of the Company	–	–
– Other auditors of the Group – network firms	1,985	2,096
– Other auditors of the Group – non-network firms	57,040	53,848
Depreciation of property, plant and equipment (Note 11)	493,441	621,581
Fair value gain on investments in financial assets at FVTPL [Note 29 (c)]	–	(318,000)
Fair value loss on investments in financial assets at FVTPL	1,185,395	151,026
Gain on disposal of financial assets at FVTPL [Note 29 (c)]	–	(65,367)
Impairment loss on investment in associated company (Note 17)	48,227	780,978
Loss on disposal of property, plant and equipment	175	–
Personnel expenses (Note 8)	1,602,034	1,643,240
Rental expense (Note 27)	184,606	73,298
Travelling expenses	230,881	267,728
Impairment loss on film production inventories (Note 13)	213,434	115,589
Impairment on goodwill (Note 12)	1,851,363	2,549,417
Reversal of loss on film borne by external investors	–	46
Interest expenses from (Note 23)		
– Leases	13,686	18,117
– Borrowings	99,352	65,587
Foreign exchange loss	129,140	196,973

NOTES TO THE FINANCIAL STATEMENTS

FOR THE FINANCIAL YEAR ENDED 31 DECEMBER 2023

8 PERSONNEL EXPENSES

	Group	
	2023 USD	2022 USD
<i>Key management personnel</i>		
– Salaries, bonus and other benefits	596,749	622,471
– Defined contribution benefits	45,789	49,105
	642,538	671,576
<i>Other personnel</i>		
– Salaries and bonus	671,712	654,564
– Defined contribution benefits	51,344	68,650
– Other short-term benefits	236,440	248,450
	959,496	971,664
	1,602,034	1,643,240
Key management personnel comprise amounts paid to:		
– Directors of the Company	351,858	372,522
– Other key management personnel	290,680	299,054
	642,538	671,576

9 TAX CREDIT

	Group	
	2023 USD	2022 USD
Tax credit attributable to loss is made up of:		
Current income tax provision	(1,227)	(268)
Deferred tax (Note 14)	–	(5,642)
	(1,227)	(5,910)
Under provision in respect of previous financial year		
– current income tax	–	1,503
	(1,227)	(4,407)

NOTES TO THE FINANCIAL STATEMENTS

FOR THE FINANCIAL YEAR ENDED 31 DECEMBER 2023

9 TAX CREDIT (Continued)

The income tax credit on the results of the financial year differs from the amount of income tax determined by applying the domestic statutory income tax rates applicable to the countries where the Group operates due to the following factors:

	Group	
	2023 USD	2022 USD
Loss before tax	(8,683,442)	(6,638,201)
Tax at domestic rates applicable to loss in countries where the Group operate	(1,637,297)	(1,808,918)
Share of results in associates	169,908	(71,301)
Expenses not deductible for tax purposes	652,310	970,342
Income not subject to tax	–	(54,060)
Deferred tax assets not recognised for the year	815,079	958,295
Underprovision in prior year	–	1,503
Others	(1,227)	(268)
	(1,227)	(4,407)

The above tax reconciliation is prepared by aggregating separate reconciliations for each national jurisdiction.

The statutory income tax rate applicable to the Company is 17% (2022: 17%).

Pursuant to the relevant laws and regulations in Korea, the major subsidiaries of the Group incorporated in Korea are required to pay Korea corporate income tax at a rate of 20.9% (2022: 20.9%).

10 LOSS PER SHARE

The calculation of the basic and diluted loss per share attributable to the ordinary equity holders of the Company is based on the following data:

	Group	
	2023 USD	2022 USD
Net loss for the financial year attributable to equity holders of the Company	(8,051,405)	(6,707,704)
Weighted average number of ordinary shares for basic and diluted loss per share	1,836,391,319	1,871,209,231
Basic and diluted loss per share (cents per share)	(0.44)	(0.36)

NOTES TO THE FINANCIAL STATEMENTS

FOR THE FINANCIAL YEAR ENDED 31 DECEMBER 2023

11 PROPERTY, PLANT AND EQUIPMENT

	Leasehold properties USD	Equipment USD	Motor vehicles USD	Leasehold improvements USD	Total USD
Group					
2023					
Cost					
At 1.1.2023	1,282,197	138,006	292,285	1,055,965	2,768,453
Additions	175,215	2,824	15,423	45,662	239,124
Disposal	(984,716)	(3,148)	(59,261)	(37,959)	(1,085,084)
Currency translation differences	(8,217)	101,396	(5,551)	(185,892)	(98,264)
At 31.12.2023	464,479	239,078	242,896	877,776	1,824,229
Accumulated depreciation and impairment losses					
At 1.1.2023	940,787	90,676	125,138	781,415	1,938,016
Depreciation charge	305,399	17,750	74,341	95,951	493,441
Disposal	(982,458)	(2,972)	(53,542)	(37,960)	(1,076,932)
Currency translation differences	(1,944)	102,309	(1,889)	(180,313)	(81,837)
At 31.12.2023	261,784	207,763	144,048	659,093	1,272,688
Net carrying value					
At 31.12.2023	202,695	31,315	98,848	218,683	551,541
2022					
Cost					
At 1.1.2022	1,729,079	138,218	260,173	943,476	3,070,946
Additions	363,785	12,828	90,989	156,806	624,408
Disposal	(739,292)	-	-	-	(739,292)
Currency translation differences	(71,375)	(13,040)	(58,877)	(44,317)	(187,609)
At 31.12.2022	1,282,197	138,006	292,285	1,055,965	2,768,453
Accumulated depreciation and impairment losses					
At 1.1.2022	1,105,325	77,864	98,728	696,213	1,978,130
Depreciation charge	417,573	22,323	67,301	114,384	621,581
Disposal	(527,728)	-	-	-	(527,728)
Currency translation differences	(54,383)	(9,511)	(40,891)	(29,182)	(133,967)
At 31.12.2022	940,787	90,676	125,138	781,415	1,938,016
Net carrying value					
At 31.12.2022	341,410	47,330	167,147	274,550	830,437

NOTES TO THE FINANCIAL STATEMENTS

FOR THE FINANCIAL YEAR ENDED 31 DECEMBER 2023

11 PROPERTY, PLANT AND EQUIPMENT (Continued)

	Equipment USD	Leasehold improvements USD	Leasehold properties USD	Total USD
Company				
2023				
Cost				
At 1.1.2023 and 31.12.2023	34,266	37,959	838,106	910,331
Additions	724	22,680	77,392	100,796
Disposal	(3,148)	(37,959)	(838,106)	(879,213)
At 31.12.2023	31,842	22,680	77,392	131,914
Accumulated depreciation				
At 1.1.2023	30,225	37,959	773,636	841,820
Depreciation charge	1,978	2,752	87,042	91,772
Disposal	(2,972)	(37,959)	(838,106)	(879,037)
At 31.12.2023	29,231	2,752	22,572	54,555
Net carrying value				
At 31.12.2023	2,611	19,928	54,820	77,359
2022				
Cost				
At 1.1.2022 and 31.12.2022	34,266	37,959	838,106	910,331
Accumulated depreciation				
At 1.1.2022	26,802	37,959	580,227	644,988
Depreciation charge	3,423	-	193,409	196,832
At 31.12.2022	30,225	37,959	773,636	841,820
Net carrying value				
At 31.12.2022	4,041	-	64,470	68,511

(a) Included in property, plant and equipment of the Group and the Company are right-of-use assets of USD276,862 and USD54,819 (2022: USD457,982 and USD64,470) respectively (Note 27).

Included in the additions to property, plant and equipment of the Group is the additions of right-of-use assets of USD190,638 (2022: USD398,922) during the year (Note 27).

(b) Non cash transactions

	Group		Company	
	2023 USD	2022 USD	2023 USD	2022 USD
Aggregate cost of property, plant and equipment acquired	239,124	624,408	100,796	-
Less: Acquired under lease arrangement (Note 27)	(190,638)	(398,922)	-	-
Net cash outflow for purchases of property, plant and equipment	48,486	225,486	100,796	-

NOTES TO THE FINANCIAL STATEMENTS

FOR THE FINANCIAL YEAR ENDED 31 DECEMBER 2023

12 INTANGIBLE ASSETS

	Acquired libraries USD	Software USD	Goodwill USD	Customer contracts USD	Customer relationships USD	Copyrights USD	Total USD
Group							
2023							
Cost							
At 1.1.2023	27,766	21,653	11,535,195	692,799	244,181	678,461	13,200,055
Additions	-	-	-	-	-	6,946	6,946
Currency translation differences	-	(339)	-	-	-	(4,001)	(4,340)
At 31.12.2023	27,766	21,314	11,535,195	692,799	244,181	681,406	13,202,661
Accumulated amortisation and impairment loss							
At 1.1.2023	27,766	21,653	8,485,417	692,799	240,108	28,407	9,496,150
Amortisation charge	-	-	-	-	4,070	86,695	90,765
Impairment loss	-	-	1,851,363	-	-	-	1,851,363
Currency translation differences	-	(339)	-	-	-	42	(297)
At 31.12.2023	27,766	21,314	10,336,780	692,799	244,178	115,144	11,437,981
Net carrying value							
At 31.12.2023	-	-	1,198,415	-	3	566,262	1,764,680
2022							
Cost							
At 1.1.2022	27,766	23,014	11,649,489	692,799	244,181	628,668	13,265,917
Additions	-	-	-	-	-	61,037	61,037
Currency translation differences	-	(1,361)	(114,294)	-	-	(11,244)	(126,899)
At 31.12.2022	27,766	21,653	11,535,195	692,799	244,181	678,461	13,200,055
Accumulated amortisation and impairment loss							
At 1.1.2022	27,766	23,014	5,936,000	692,799	191,272	7,864	6,878,715
Amortisation charge	-	-	-	-	48,836	20,899	69,735
Impairment loss	-	-	2,549,417	-	-	-	2,549,417
Currency translation differences	-	(1,361)	-	-	-	(356)	(1,717)
At 31.12.2022	27,766	21,653	8,485,417	692,799	240,108	28,407	9,496,150
Net carrying value							
At 31.12.2022	-	-	3,049,778	-	4,073	650,054	3,703,905

- (a) The amortisation of customer relationships of USD4,070 (2022: USD48,836) had been charged to general and administrative expenses.
- (b) The amortisation of copyrights of USD86,695 (2022: USD20,899) had been charged to other expenses

	Software USD
Company	
2023	
Cost	
At 1.1.2022, 31.12.2022 and 31.12.2023	277
Accumulated amortisation	
At 1.1.2022, 31.12.2022, 31.12.2023	277
Net carrying value	
At 31.12.2022 and 31.12.2023	-

Amortisation expense is included in general and administrative expenses of profit or loss.

NOTES TO THE FINANCIAL STATEMENTS

FOR THE FINANCIAL YEAR ENDED 31 DECEMBER 2023

12 INTANGIBLE ASSETS (Continued)

Impairment test of goodwill

Goodwill and other intangible assets have been allocated to the individual cash generating unit ("CGU") for impairment testing as follows:

	Simplex USD	Greenlight USD	Constellation USD	Novus USD	Take Pictures USD	Total USD
2023						
Goodwill (original balance)	1,881,938	3,032,859	4,300,363	693,558	1,626,477	11,535,195
<i>Accumulated impairment loss:</i>						
At 1.1.2023	(879,000)	(3,032,859)	(3,080,000)	(693,558)	(800,000)	(8,485,417)
Impairment during the year	–	–	(1,220,363)	–	(631,000)	(1,851,363)
At 31.12.2023	(879,000)	(3,032,859)	(4,300,363)	(693,558)	(1,431,000)	(10,336,780)
Goodwill at 31.12.2023	<u>1,002,938</u>	<u>–</u>	<u>–</u>	<u>–</u>	<u>195,477</u>	<u>1,198,415</u>
Other intangible assets:						
– customer relationships	–	–	3	–	–	–
– copyrights	–	471,935	94,327	–	–	–

The impairment loss was recognised for Constellation and Take Pictures to write down the intangible assets to its recoverable amount.

	Simplex USD	Greenlight USD	Constellation USD	Novus USD	Take Pictures USD	Total USD
2022						
Goodwill (original balance)	1,881,938	3,032,859	4,300,363	693,558	1,626,477	11,535,195
<i>Accumulated impairment loss:</i>						
At 1.1.2022	–	(2,646,000)	(2,050,000)	(440,000)	(800,000)	(5,936,000)
Impairment during the year	(879,000)	(386,859)	(1,030,000)	(253,558)	–	(2,549,417)
At 31.12.2022	(879,000)	(3,032,859)	(3,080,000)	(693,558)	(800,000)	(8,485,417)
Goodwill at 31.12.2022	<u>1,002,938</u>	<u>–</u>	<u>1,220,363</u>	<u>–</u>	<u>826,477</u>	<u>3,049,778</u>
Other intangible assets:						
– customer relationships	–	–	4,073	–	–	–
– copyrights	–	525,729	124,325	–	–	–

The impairment loss was recognised for Simplex, Greenlight, Constellation and Novus to write down the intangible assets to its recoverable amount.

NOTES TO THE FINANCIAL STATEMENTS

FOR THE FINANCIAL YEAR ENDED 31 DECEMBER 2023

12 INTANGIBLE ASSETS (Continued)

Key assumptions used in value-in-use calculation

The recoverable amounts of the CGUs are determined from value-in-use calculations. The key assumptions for the value-in-use calculations are those regarding discount rate, growth rate and forecasted revenue and cost of sales as presented by average gross margin as follows:

	Simplex		Greenlight		Constellation		Novus		Take Pictures	
	2023	2022	2023 ⁽⁴⁾	2022	2023	2022	2023 ⁽⁴⁾	2022	2023	2022
	%	%	%	%	%	%	%	%	%	%
Average gross margin ⁽¹⁾	8	6	6	40	46	48	-	16	3	16
Growth rate ⁽²⁾	2	2	2	2	2	2	-	2	2	2
Discount rate (pre-tax) ⁽³⁾	12	13	14	11	12	12	-	10	12	7

(1) Budgeted average gross margin.

(2) Growth rate used to extrapolate cash flows beyond the budgeted period.

(3) Pre-tax discount rate applied to cash flow projections.

(4) Fully impaired in prior year.

Management estimates discount rates using pre-tax rates that reflect current market assessments of the time value of money and the risks specific to the CGUs. The average gross margin is based on past revenue growth trends and management's expectations of market development. During the financial year, the Group revised the key assumptions for the cash flow forecasts of each CGU to reflect their projections based on the current evaluation and expectation of each CGU. The Group secured fewer content projects due to slower than expected recovery of the Korea film sector, and film and drama projects continue to face delays in the consultation, production and distribution of content projects resulting in an impairment loss. The impairment loss is included within "Other expenses" in the consolidated statement of profit or loss and other comprehensive income.

Sensitivity to changes in assumptions

Simplex, Greenlight, Constellation and Take Pictures CGUs

With regards to the assessment of VIU for Simplex, Greenlight, Constellation and Take Pictures CGUs, a decrease in forecasted average gross margin by up to 1% would result in an additional impairment of intangible assets for each CGU ranging from USD94,000 to USD471,000.

NOTES TO THE FINANCIAL STATEMENTS

FOR THE FINANCIAL YEAR ENDED 31 DECEMBER 2023

13 FILM PRODUCTION INVENTORIES

	Group	
	2023 USD	2022 USD
Cost		
Balance at beginning of the financial year	2,435,823	1,818,754
Additions	422,341	1,203,180
Charged to cost of sales	(38)	(111,637)
Disposal	(10,725)	(374,123)
Currency translation differences	(35,818)	(100,351)
Balance at end of the financial year	<u>2,811,583</u>	<u>2,435,823</u>
Accumulated impairment losses		
Balance at beginning of the financial year	574,057	742,169
Impairment loss	213,434	115,589
Disposal	–	(233,503)
Currency translation differences	(7,246)	(50,198)
Balance at end of the financial year	<u>780,245</u>	<u>574,057</u>
Net carrying value		
Balance at end of the financial year	<u>2,031,338</u>	<u>1,861,766</u>
Representing:		
Current	997,195	975,958
Non-current	1,034,143	885,808
	<u>2,031,338</u>	<u>1,861,766</u>

14 DEFERRED TAX ASSETS

The movement in the deferred income tax assets are as follows:

	Group	
	2023 USD	2022 USD
Balance at beginning of the financial year	18,089	12,447
Tax credited/(charged) to:		
– statement of profit or loss (Note 9)	–	5,642
Balance at end of the financial year	<u>18,089</u>	<u>18,089</u>
Representing:		
Deferred tax assets	<u>18,089</u>	<u>18,089</u>

At the balance sheet date, the Group has unutilised tax losses of USD9,501,742 (2022: USD9,416,853) that are available for carry forward to offset against future taxable income subject to the agreement of the tax authorities and compliance with certain provisions of the tax legislation of the respective countries in which the companies operate. No deferred tax assets has been recognised in respect of the remaining USD9,501,742 (2022: USD9,416,853) losses as it is not probable that future taxable profits will be sufficient to allow the related tax benefits to be realised. The unutilised tax losses do not expire under current tax legislation except for the unutilised losses of USD8,584,000 (2022: USD6,680,000) arising from the Group's Korea entities which are available for carry forward up to 15 years from the year of loss and will expire between 2024 to 2028 (2022: 2023 to 2027).

At balance sheet date, the aggregate amount of temporary differences associated with undistributed earnings of subsidiaries for which tax liabilities have not been recognised is USD2,169,737 (2022: USD3,361,715). No liability has been recognised in respect of these differences because the Group is in a position to control the timing of the reversal of the temporary differences and it is probable that such differences will not reverse in the foreseeable future.

NOTES TO THE FINANCIAL STATEMENTS

FOR THE FINANCIAL YEAR ENDED 31 DECEMBER 2023

15 LOAN TO SUBSIDIARIES

The amounts due from subsidiaries are non-trade in nature, bear interest at 2% to 4.6% (2022: 2% to 4.6%) per annum, unsecured and repayable on demand.

16 INVESTMENT IN SUBSIDIARIES

	Company	
	2023 USD	2022 USD
<i>Unquoted equity shares, at cost</i>		
Balance at beginning and end of financial year	36,575,400	36,575,400
<i>Accumulated impairment</i>		
As at 1 January	(23,417,868)	(20,160,596)
Less: Impairment loss	(2,585,090)	(3,257,272)
As at 31 December	(26,002,958)	(23,417,868)
Balance at end of financial year	10,572,442	13,157,532

a) Details of subsidiaries are as follows:

Name of subsidiary	Place of incorporation	Principal business	Proportion of ownership interest	
			2023 %	2022 %
<i>Held by the Company</i>				
Zip Cinema (HK) Limited ("ZIP HK") ^{(1)*}	Hong Kong	Investment holding company.	100.00	100.00
Constellation Agency Pte. Ltd. ("Constellation") ⁽³⁾	Singapore	Involved in the business of overseas agency for Korean artists venturing into the overseas market.	100.00	100.00
Greenlight Content Limited ("Greenlight") ⁽⁷⁾	Cayman Islands	Involved in the business of investing into dramas and movies, as well as providing consulting services for the production of Korean content.	100.00	100.00
Take Pictures Pte. Ltd. ("Take") ⁽³⁾	Singapore	Web portals, development of other software and programming activities.	100.00	100.00
Noon Pictures Co., Ltd ("Noon") ⁽⁷⁾	Korea	Professional photography services.	60.24	60.24
Novus Mediacorp Co., Ltd ("Novus") ⁽²⁾	Korea	Development, production, importation and exportation, investment, distribution and promotion of motion pictures.	51.00	51.00
Simplex Films Limited ("Simplex") ⁽⁷⁾	Hong Kong	Planning, production and distribution of films, television dramas and performances.	100.00	100.00
Spackman Entertainment Korea Inc. ("SEKI") ⁽²⁾	Korea	Production, finance, and distribution of films. Production and sale of music albums and recording tapes. Consulting and services related to the above-mentioned business activities.	100.00	100.00

NOTES TO THE FINANCIAL STATEMENTS

FOR THE FINANCIAL YEAR ENDED 31 DECEMBER 2023

16 INVESTMENT IN SUBSIDIARIES (Continued)

a) Details of subsidiaries are as follows: (Continued)

Name of subsidiary	Place of incorporation	Principal business	Proportion of ownership interest	
			2023 %	2022 %
<i>Held by ZIP HK</i> Spackman Equities Limited ("SEL") ⁽¹⁾	Hong Kong	Investment holding company.	100.00	100.00
<i>Held by SEHI</i> Upper West Inc. ("Upper West") ⁽⁴⁾	Korea	Restaurant business, franchise and service business, processing and sale of food.	94.38	94.38
<i>Held by Take</i> Studio Take Co., Ltd. ⁽²⁾	Korea	Planning, production and distribution of films, television dramas and performances.	100.00	100.00
<i>Held by Constellation</i> The P Factory Co., Ltd. ("P Factory") ⁽⁶⁾	Korea	Production of advertising projects (commercial advertising).	100.00	100.00
Platform Media Group Co., Ltd ("Platform") ⁽⁶⁾	Korea	Management of artiste event sales, from movies and drama.	100.00	100.00
<i>Held by Greenlight</i> Greenlight Content Co., Ltd. ("Greenlight Content") ⁽⁴⁾	Korea	Provision of consulting services for the production of Korean content.	100.00	100.00
<i>Held by Simplex</i> Simplex Films Co., Ltd ("Simplex Films") ⁽⁶⁾	Korea	Planning, production and distribution of films, television dramas and performances.	100.00	100.00

(1) Audited by independent overseas member firms of Baker Tilly International.

(2) Audited by Nexia Samduk, Korea.

(3) Audited by CK Assurance, Singapore.

(4) Audited by Echon Accounting Corporation, Korea.

(5) Audited by Nexia Hong Kong.

(6) Audited by Crowe Horwath (Hanul), Korea.

(7) Not required to be audited in the country of incorporation.

b) Summarised financial information of subsidiaries with material non-controlling interests ("NCI")

The Group has the following subsidiary that has NCI that is considered by management to be material to the Group:

Name of subsidiary	Principal place of business/ Country of incorporation	Ownership interests held by NCI	
		2023 %	2022 %
Novus	Korea	49.00	49.00

NOTES TO THE FINANCIAL STATEMENTS

FOR THE FINANCIAL YEAR ENDED 31 DECEMBER 2023

16 INVESTMENT IN SUBSIDIARIES (Continued)

b) Summarised financial information of subsidiaries with material non-controlling interests ("NCI") (Continued)

The following are the summarised financial information of the Group's subsidiary with NCI that is considered by management to be material to the Group. This financial information include consolidation adjustments but before inter-company eliminations.

	Novus	
	2023 USD	2022 USD
<i>Summarised Statement of Financial Position</i>		
Non-current assets	172,250	172,357
Current assets	1,476,602	3,905,357
Non-current liabilities	(198,736)	(290,444)
Current liabilities	(1,878,098)	(3,004,715)
Net (liabilities)/assets	(427,982)	782,555
Net (liabilities)/assets attributable to NCI	(209,711)	383,452
<i>Summarised Income Statements</i>		
Revenue	381,361	2,283,870
(Loss)/profit before tax	(1,189,162)	210,297
Income tax credit	1,404	268
(Loss)/profit after tax	(1,187,758)	210,565
Other comprehensive loss	(22,779)	(34,515)
Total comprehensive (loss)/profit	(1,210,537)	176,050
(Loss)/profit allocated to NCI	(593,163)	86,265
	Novus	
	2023 USD	2022 USD
<i>Summarised Cash Flows</i>		
Operating cash flows	(1,700,454)	391,517
Investing cash flows	(94,734)	913,439
Financing cash flows	1,001,047	(520,839)
Net (decrease)/increase in cash and cash equivalents	(794,141)	784,117

c) Company level – impairment review of investment in subsidiaries

During the financial year, the management performed an impairment test for the following investment in subsidiaries as there is an indicator of impairment. These subsidiaries' net asset value is lower than the cost of investment and consistently make losses.

Constellation and Greenlight

An impairment loss was recognised for Constellation and Greenlight of USD1,670,000 (2022: USD1,370,000) and USD347,164 (2022: USD628,272) respectively to write down these subsidiaries to their recoverable amount of USD502,684 (2022: USD3,320,753) and USD471,698 (2022: USD906,979) respectively. The key assumptions and estimates used in the assessment of recoverable amount is disclosed in Note 12.

A decrease in forecasted average gross margin by 1% would result in an additional impairment to the recoverable amount of Constellation and Greenlight amounting to USD26,000 and USD111,000 respectively.

NOTES TO THE FINANCIAL STATEMENTS

FOR THE FINANCIAL YEAR ENDED 31 DECEMBER 2023

16 INVESTMENT IN SUBSIDIARIES (Continued)

c) Company level – impairment review of investment in subsidiaries (Continued)

Simplex

No impairment has been recognised during the financial year for Simplex. The recoverable amount of the investment in Simplex has been determined based on VIU calculation using cash flow projections from forecasts approved by management covering a four-year period. Key assumptions used in the assessment of recoverable amount is disclosed in Note 12.

A decrease in forecasted average gross margin by 1% would result in an impairment to the recoverable amount of Simplex amounting to USD338,000.

ZIP HK

ZIP HK is a dormant entity, and the management believes that it will not generate revenue in future. An impairment loss of USD567,926 was recognised for ZIP HK to write-down to its recoverable amount of USD9,115,915. The recoverable amount is calculated based on the net asset of ZIP HK which approximates fair value.

17 INVESTMENT IN ASSOCIATED COMPANIES

The Group's investment in associated companies is summarised below:

	Group		Company	
	2023 USD	2022 USD	2023 USD	2022 USD
Carrying amount:				
Spackman Media Group Limited ("SMGL")	11,568,575	12,396,405	12,462,597	12,462,597
The Makers Studio Co., Ltd. ("The Makers")	–	43,638	–	43,000
	11,568,575	12,440,043	12,462,597	12,505,597

The following information relates to associated companies of the Group:

Name of company	Principal place of business/Country of incorporation	Principal activity	Ownership interest held	
			2023 %	2022 %
<i>Held by Company</i>				
<i>Unquoted equity shares</i>				
Spackman Media Group Limited ("SMGL")*	Hong Kong	Investment holding company	43.88	43.88
The Makers Studio Co., Ltd ("The Makers")**	Korea	Planning, production and distribution of films, television ("TV") dramas and performance	20.00	20.00

* Audited by Nexia Hong Kong.

** Audited by Nexia Samduk, Korea.

These associated companies are measured using the equity method.

NOTES TO THE FINANCIAL STATEMENTS

FOR THE FINANCIAL YEAR ENDED 31 DECEMBER 2023

17 INVESTMENT IN ASSOCIATED COMPANIES (Continued)

SMGL

SMGL is an investment holding company incorporated in Hong Kong. The subsidiaries of SMGL are engaged in the talent management business in Korea. The activities of the associated company are strategic to the Group activities.

The Group performed an impairment assessment for the investment in SMGL and the recoverable amount has been determined based on FVLCD as this is higher than VIU.

In determining the VIU, the Group engaged an external valuer to compute the VIU calculations using cash flow projections from forecasts of SMGL and its subsidiaries approved by the management covering a five-year period and applying terminal growth rate of 1.38% (2022: 1.92%) and pre-tax discount rate of 12.40% (2022: 14.25%). The average revenue growth rate estimated in the cash flow projection is 4.97% (2022: 8%).

FVLCD was determined based on the issuance of Crystal Planet Limited ("CPL") shares, which is the most significant subsidiary of SMGL, to third parties on 11 September 2023. This share price is same as the share exchange agreement transaction entered on 6 February 2023 by SMGL, as a vendor, for the sale of CPL, to Spackman Equities Group Inc. (SQG). Pursuant to the share exchange agreement, SQG will acquire all of the issued and outstanding shares in the capital of CPL from SMGL by issuing new shares of SQG as consideration. The fair values of other entities within SMGL group with no recently transacted price were based on respective entities' net assets/liabilities which are mostly comprised of financial assets/liabilities and approximates fair values due to short-term in nature. In determining the eventual FVLCD of SMGL, the Group considered the assumed costs of disposal. This fair value measurement is categorised in Level 3 of the fair value hierarchy. While the recoverable amount, based on FVLCD, is higher than the carrying amount for both the Group and the Company, no reversal of previous years impairment losses was made as there is no increase in the estimated service potential of this investment in associated company.

In prior financial year, the Group's recoverable amount is based on FVLCD primarily determined based on the agreed price of the share exchange agreement described above. In determining the final FVLCD, the Group also takes into consideration the fair values of the other entities within SMGL group and the assumed costs of disposal. Based on the computation, the Group and the Company recognised an impairment loss of USD778,978 and USD414,690 respectively for the financial year ended 31 December 2022. This fair value measurement is categorised in Level 3 of the fair value hierarchy.

Summarised financial information for SMGL based on its SFRS(I) financial statements (not adjusted for the Group's share of those amounts) and a reconciliation to the carrying amounts of the investments in the consolidated financial statements are as follows:

	2023 USD	2022 USD
Revenue	14,227,122	17,176,915
(Loss)/profit after tax	(2,287,633)	1,020,823
Other comprehensive loss	(98,307)	(297,935)
Total comprehensive income (loss)/profit	<u>(2,385,940)</u>	<u>722,888</u>
Non-current assets	3,034,446	7,170,316
Current assets	12,818,305	12,032,049
Non-current liabilities	(372,293)	(198,568)
Current liabilities	<u>(9,278,960)</u>	<u>(10,915,701)</u>
Net assets attributable to equity holders	6,201,498	8,088,096
Group's share of net assets attributable to equity holders based on proportion of ownership interest	2,721,226	3,549,056
Goodwill on acquisition	14,806,327	14,806,327
Less: Impairment loss on investment in associate	<u>(5,958,978)</u>	<u>(5,958,978)</u>
Carrying amount of investment	<u>11,568,575</u>	<u>12,396,405</u>

NOTES TO THE FINANCIAL STATEMENTS

FOR THE FINANCIAL YEAR ENDED 31 DECEMBER 2023

17 INVESTMENT IN ASSOCIATED COMPANIES (Continued)

The Makers

The Makers is engaged in the production of films in Korea. During the financial year, management performed an assessment on the recoverable amount of the investment in The Makers determined based on a value-in-use calculation using cash flow projections from forecasts of The Makers that is approved by management covering a four-year period and applying a terminal growth rate of 2.04% (2022: 1.96%) and pre-tax discount rate of 11.08% (2022: 14.70%). The forecasted revenue includes The Makers' share of profits from the films as producer which is estimated based on the number of ticket sales for each forecasted film production.

Based on the VIU calculation, the Group and the Company recognised as impairment loss of USD48,227 (2022: USD2,000) and USD43,000 (2022: USD52,000) to write down the investment in The Makers to its recoverable amount of USDNil (2022: USD43,638), respectively for the financial year ended 31 December 2023.

Information (based on the Group's share of the results) about the Group's investment in The Makers that is not individually material are as follows:

	2023 USD	2022 USD
Profit/(loss) after tax	4,444	(358)
Other comprehensive loss	145	331
Total comprehensive profit/(loss)	<u>4,589</u>	<u>(27)</u>

18 FINANCIAL ASSETS AT FAIR VALUE THROUGH PROFIT OR LOSS

	Group		Company	
	2023 USD	2022 USD	2023 USD	2022 USD
<i>Non-current</i>				
(a) Unquoted equity investments	–	510,000	–	510,000
<i>Current</i>				
(b) Investment in film funds	340,970	660,927	–	–
(c) Investment in theatrical projects	467,281	1,106,900	–	–
Investment in insurance products	–	21,305	–	–
	<u>808,251</u>	<u>1,789,132</u>	<u>–</u>	<u>–</u>
	<u>808,251</u>	<u>2,299,132</u>	<u>–</u>	<u>510,000</u>

- (a) Unquoted equity shares represents the Group's and Company's interest in a company in Singapore which is engaged in skincare activities.

During the financial year, the investment in unquoted equity shares were written down to zero based on management's assessment of the fair value, taking into consideration the current financial position of the investee. The fair value measurement is categorised in Level 3 of the fair value hierarchy (Note 29).

NOTES TO THE FINANCIAL STATEMENTS

FOR THE FINANCIAL YEAR ENDED 31 DECEMBER 2023

18 FINANCIAL ASSETS AT FAIR VALUE THROUGH PROFIT OR LOSS (Continued)

- (b) Investment in film funds represents the Group's interest in private equity funds that focus on investments in the entertainment industry in Korea. The Group expects to earn returns on the investment by way of distribution of dividends. Management has assessed the fair value based on the net asset value of the underlying film fund as at 31 December 2023. This fair value measurement is categorised in Level 3 of the fair value hierarchy (Note 29).
- (c) Investment in theatrical projects represents (1) the Group's financing of production and marketing expenditure that are associated with specific film titles and (2) the Group acts as investor where financing received from the third party funders are advanced to the Presenter of the film. These films have been released in theatres and the fair values are determined based on the future cash flows expected to be received by the Group. The fair value measurement is categorised in Level 3 of the fair value hierarchy (Note 29).

19 CONTRACT ASSETS AND CONTRACT LIABILITIES

The Group receives payments from customers based on billing terms as established in contracts. Contract assets relate to the Group's right to consideration for work completed but not billed at the reporting date on the Group's revenues from the production of films where the Group undertakes the role of a Producer. Contract liabilities relate to advance consideration received from customers. Contract liabilities are recognised as revenue as (or when) the Group satisfies the performance obligations under its contracts.

The following table provides information about contract assets and contract liabilities from contracts with customers.

	31.12.2023 USD	Group 31.12.2022 USD	1.1.2022 USD
Trade receivables from contracts with customers	118,751	189,888	269,290
Contract assets	-	5,215	37,974
Contract liabilities	<u>482,170</u>	<u>2,046,236</u>	<u>3,439,052</u>

Significant changes in the contract assets and the contract liabilities during the financial year are as follows:

	Group			
	Contract assets 2023 USD	Contract assets 2022 USD	Contract liabilities 2023 USD	Contract liabilities 2022 USD
Revenue recognised that was included in the contract liability balance at the beginning of the financial year	-	-	(309,293)	(1,202,679)
Decrease due to cancellation of copyright of the film	-	-	(1,938,886)	-
Increases due to advances received, excluding amounts recognised as revenue during the financial year	-	-	684,113	55,236
Contract asset reclassified to trade receivables	<u>5,215</u>	<u>37,974</u>	<u>-</u>	<u>-</u>

NOTES TO THE FINANCIAL STATEMENTS

FOR THE FINANCIAL YEAR ENDED 31 DECEMBER 2023

20 TRADE AND OTHER RECEIVABLES

	Group		Company	
	2023 USD	2022 USD	2023 USD	2022 USD
<i>Non-current</i>				
Deposits	343,387	326,308	-	-
Less: Allowance for impairment	(654)	(665)	-	-
	342,733	325,643	-	-
<i>Current</i>				
Trade receivables				
- Third parties	338,123	417,196	23,888	26,803
- Associated companies	66,228	60,000	-	-
	404,351	477,196	23,888	26,803
Less: Allowance for impairment	(285,600)	(287,308)	-	-
	118,751	189,888	23,888	26,803
Short-term loans				
- Directors	15,511	15,781	-	-
- Associated companies	1,977,370	1,010,872	904,728	813,660
- Third parties	1,144,280	996,695	-	-
	3,137,161	2,023,348	904,728	813,660
Less: Allowance for impairment	(356,638)	(139,942)	-	-
	2,780,523	1,883,406	904,728	813,660
Other receivables				
- Subsidiary	-	-	644,100	567,670
- Associated company	91,757	91,757	91,757	91,757
- Third parties	131,104	859,025	-	11,510
	222,861	950,782	735,857	670,937
Less: Allowance for impairment	(9,795)	(9,864)	(572,850)	(511,420)
	213,066	940,918	163,007	159,517
Accrued interest	411,096	328,569	258,778	155,998
Less: Allowance for impairment	(51,637)	(41,113)	(127,549)	(83,901)
	359,459	287,456	131,229	72,097
Advances to associated company	289,045	913,116	-	-
Advance payments				
- Associated company	752,313	674,540	-	-
- Third parties	662,828	597,419	11,671	10,853
	1,415,141	1,271,959	11,671	10,853
Less: Allowance for impairment	(32,358)	(1,754)	-	-
	1,382,783	1,270,205	11,671	10,853
Prepayments	273,177	95,774	18,868	-
Deposits	71,732	159,587	18,770	64,691
	344,909	255,361	37,639	64,691
	5,488,536	5,740,350	1,272,162	1,147,621

NOTES TO THE FINANCIAL STATEMENTS

FOR THE FINANCIAL YEAR ENDED 31 DECEMBER 2023

20 TRADE AND OTHER RECEIVABLES (Continued)

The short-term loans to directors and third parties are unsecured, repayable on demand and interests are payable at 6.9% (2022: 6.9%) and between 3.0% to 6.9% (2022: 3.0% to 6.9%) per annum respectively.

The short-term loan to associated companies is unsecured, repayable on demand and interests are payable at 6% (2022: 6%) per annum.

Advances and other receivables are non-trade in nature, interest free and repayable on demand.

21 CASH AND CASH EQUIVALENTS

	Group		Company	
	2023 USD	2022 USD	2023 USD	2022 USD
Bank and cash balances	801,961	6,209,209	145,442	120,067

22 TRADE AND OTHER PAYABLES

	Group		Company	
	2023 USD	2022 USD	2023 USD	2022 USD
Trade payables				
– Third parties	47,336	128,721	–	–
Accrued operating expenses	163,066	126,267	328,797	191,861
Other payables				
– Third parties	816,433	1,332,726	366,333	542,557
– Related parties	–	3,156	–	–
– Directors of subsidiaries	471,079	407,898	–	–
– Other staff	131,536	115,135	32,906	–
Advances received from				
– Third parties	–	394	–	–
	1,629,450	2,114,297	728,036	734,418

Other payables to related parties and subsidiary are non-trade in nature, interest free and repayable on demand.

Other payables to directors of the subsidiaries are non-trade in nature, bears interest at 4.6% (2022: 4.6%) and repayable on demand.

NOTES TO THE FINANCIAL STATEMENTS

FOR THE FINANCIAL YEAR ENDED 31 DECEMBER 2023

23 BORROWINGS

	Repayment period	Group		Company	
		2023 USD	2022 USD	2023 USD	2022 USD
<i>Non-current</i>					
<u>Third-parties:</u>					
Term loan (secured) – average 6 – months interest rate of bond insurance by banks in Korea	2025 – 2026	39,765	46,772	–	–
Term loan (unsecured) by banks in Korea	2024 – 2025	310,222	315,632	–	–
Lease liabilities (secured)	2025	68,523	147,053	16,659	–
<u>Related parties:</u>					
Subsidiaries – 2.00%	2025	–	–	958,566	1,134,693
		418,510	509,457	975,225	1,134,693
<i>Current</i>					
<u>Third-parties:</u>					
Term loans (secured) – fixed rates ranging from 6.46% to 6.71%		328,060	357,453	–	–
Third parties – 4.60%		166,760	38,665	–	–
Lease liabilities (secured)		214,225	320,843	38,823	69,972
<u>Related parties:</u>					
Subsidiaries – 2%	2024	–	–	7,420,000	5,330,000
Associate – 0%	2023	–	136,353	–	–
Director of subsidiary – 0% to 4.6%	Repayable on demand	1,784,551	441,885	–	–
		2,493,596	1,295,199	7,458,823	5,399,972
Total borrowings		2,912,106	1,804,656	8,434,048	6,534,665

- (a) Term loans of USD367,825 (2022: USD404,225) are secured by guarantees from Korea Credit Guarantee Fund and Korea Technology Finance Corporation.
- (b) The fair values of the loans determined from discounted cash flow analysis using the market lending rates that the directors expect would be available to the Group at balance sheet date are reasonable approximation of their carrying amounts as they are fixed rate borrowings with no significant changes in the market lending interest rates available to the Group at the balance sheet date and floating rate instruments that are repriced to market interest rates on or near the balance sheet date. The fair value measurement for disclosure purposes is categorised as Level 3 of the fair value hierarchy.

NOTES TO THE FINANCIAL STATEMENTS

FOR THE FINANCIAL YEAR ENDED 31 DECEMBER 2023

23 BORROWINGS (Continued)

(c) Reconciliation of movements of liabilities to cash flows arising from financing activities:

	Bank loans and others	Lease liabilities	Advances received from directors of subsidiaries (Note 22)	Film obligation and production loan (Note 24)	Total
	USD	USD	USD	USD	USD
2023					
Balance at 1 January 2023	1,336,760	467,896	407,898	1,058,146	3,270,700
Changes from financing cash flows:					
– Proceeds	1,725,911	–	72,760	76,604	1,875,275
– Repayments	(480,158)	(345,295)	(3,447)	(237,750)	(1,066,650)
– Interest paid	(99,352)	(13,686)	–	–	(113,038)
Non-cash changes:					
– Interest expense	99,352	13,686	–	–	113,038
– Reclassification	53,623	(7,976)	–	–	45,647
– New leases	–	190,638	–	–	190,638
– Offset with investment in theatrical project	–	–	–	(375,085)	(375,085)
Effect of changes in foreign exchange rates	(6,778)	(22,515)	(6,132)	(24,794)	(60,219)
Balance at 31 December 2023	2,629,358	282,748	471,079	497,121	3,880,306
2022					
Balance at 1 January 2022	2,184,018	816,263	371,670	393,765	3,765,716
Changes from financing cash flows:					
– Proceeds	1,283,177	–	59,069	735,323	2,077,569
– Repayments	(1,974,022)	(480,533)	–	(58,685)	(2,513,240)
– Interest paid	(65,587)	(18,117)	–	–	(83,704)
Non-cash changes:					
– Interest expense	65,587	18,117	–	–	83,704
– Reclassification	(1,966)	–	–	–	(1,966)
– Derecognition	–	(211,564)	–	–	(211,564)
– New leases	–	398,922	–	–	398,922
Effect of changes in foreign exchange rates	(154,447)	(55,192)	(22,841)	(12,257)	(244,737)
Balance at 31 December 2022	1,336,760	467,896	407,898	1,058,146	3,270,700

24 FILM OBLIGATIONS AND PRODUCTION LOANS

	Group	
	2023 USD	2022 USD
Third parties	497,121	1,058,146

NOTES TO THE FINANCIAL STATEMENTS

FOR THE FINANCIAL YEAR ENDED 31 DECEMBER 2023

25 SHARE CAPITAL AND TREASURY SHARES

	Group and Company		Amount	
	No. of ordinary shares Issued share capital	Treasury shares	Share capital USD	Treasury shares USD
2023				
Beginning and end of financial year	1,949,225,819	(112,834,500)	70,007,456	(914,566)
2022				
Beginning of financial year	1,949,225,819	(47,568,500)	70,007,456	(679,698)
Purchase of treasury shares	–	(65,266,000)	–	(234,868)
End of financial year	1,949,225,819	(112,834,500)	70,007,456	(914,566)

All issued shares are fully paid ordinary shares with no par value.

The holders of ordinary shares are entitled to receive dividends as and when declared by the Company. All ordinary shares rank equally in regard to the Company's residual assets. All ordinary shares carry one vote per share without restrictions.

Treasury shares

The Company acquired 65,266,000 shares in the Company in the open market in last financial year. The total amount paid to acquire the shares was USD234,868 and this was presented as a component within shareholders' equity.

26 OTHER RESERVES

	Group	
	2023 USD	2022 USD
Merger reserve	(2,718,492)	(2,718,492)
Currency translation reserve	(215,478)	(438,578)
	(2,933,970)	(3,157,070)

Merger reserve represents the difference between the consideration paid by the Company and the share capital of the subsidiaries acquired under common control.

27 LEASES

Nature of the Group's leasing activities

The Group's leasing activities comprise the following:

- i) The Group leases properties and motor vehicles from non-related parties under non-cancellable operating lease agreements. These leases have an average tenure of between one to three years, varying terms, escalation clauses and renewal options.
- ii) In addition, the Group leases certain office equipment with contractual terms of less than a year. These leases are short-term and/or low-value items. The Group has elected not to recognise right-of-use assets and lease liabilities for these leases.

The maturity analysis of the lease liabilities is disclosed in Note 28(b).

NOTES TO THE FINANCIAL STATEMENTS

FOR THE FINANCIAL YEAR ENDED 31 DECEMBER 2023

27 LEASES (Continued)

Carrying amount of right-of-use assets

The carrying amount of the right-of-use assets are disclosed in Note 11. Information about leases for which the Group and the Company is a lessee is presented below:

	Group		Company	
	2023 USD	2022 USD	2023 USD	2022 USD
<i>Classified within property, plant and equipment</i>				
Leasehold properties	202,695	341,409	54,819	64,470
Motor vehicle	74,167	116,573	–	–
	276,862	457,982	54,819	64,470
Additions to right-of-use assets	190,638	398,922	77,392	–

Amounts recognised in profit or loss

	Group	
	2023 USD	2022 USD
<i>Depreciation charge for the financial year</i>		
Leasehold properties	305,399	417,573
Motor vehicle	49,620	58,280
	355,019	475,853
<i>Lease expense not included in the measurement of lease liabilities</i>		
Lease expense – short-term leases	152,033	68,727
Lease expense – low value assets leases	3,275	4,571
	155,308	73,298
Interest expense on lease liabilities	13,686	18,117

Total cash flow for leases amounted to USD514,289 (2022: USD571,948).

Extension options

The leases of certain properties contain extension options, for which the related lease payments had not been included in the lease liabilities as the Group is not reasonably certain to extend the lease. These are used to maximise operational flexibility in terms of managing the assets used in the Group's operations. The majority of extension and termination options held are exercisable only by the Group.

NOTES TO THE FINANCIAL STATEMENTS

FOR THE FINANCIAL YEAR ENDED 31 DECEMBER 2023

28 FINANCIAL INSTRUMENTS

a) Categories of financial instruments

Financial instruments at their carrying amounts at balance sheet date are as follows:

	Group		Company	
	2023 USD	2022 USD	2023 USD	2022 USD
<i>Financial assets</i>				
Financial assets at fair value through profit or loss	808,251	2,299,132	–	510,000
Financial assets at amortised cost	4,977,270	10,909,222	2,314,722	2,107,778
	5,785,521	13,208,354	2,314,722	2,617,778
<i>Financial liabilities</i>				
Financial liabilities at amortised costs	4,486,160	3,817,419	9,150,224	7,252,577
Financial liabilities at fair value through profit or loss	497,121	1,058,146	–	–
	4,983,281	4,875,565	9,150,224	7,252,577

b) Financial risk management objectives and policies

The Group is exposed to financial risks arising from its operations and the use of financial instruments. The key financial risks include foreign currency risk, interest rate risk, credit risk and liquidity risk. The policies for managing each of these risks are summarised below. The directors review and agree policies and procedures for the management of these risks.

There has been no change to the Group's exposure to these financial risks or the manner in which the Group manages and measures financial risk.

Foreign currency risk

The Group has currency exposures arising from transactions, assets and liabilities that are denominated in currencies other than the respective functional currencies of entities in the Group. The foreign currencies in which the Group's currency risk arises is mainly Singapore dollar ("SGD") and USD.

There is no formal hedging policy with respect to foreign currency exposure. Exposure to foreign currency risk is monitored on an on-going basis.

At the balance sheet date, the Group and Company have the following financial assets and financial liabilities denominated in foreign currencies based on information provided to key management:

NOTES TO THE FINANCIAL STATEMENTS

FOR THE FINANCIAL YEAR ENDED 31 DECEMBER 2023

28 FINANCIAL INSTRUMENTS (Continued)

b) Financial risk management objectives and policies (Continued)

Foreign currency risk (Continued)

Denominated in:

	2023 USD	2022 USD
<i>Singapore Dollars</i>		
Group		
Cash and cash equivalents	92,582	61,010
Net financial assets denominated in foreign currency	<u>92,582</u>	<u>61,010</u>
<i>Singapore Dollars</i>		
Company		
Cash and cash equivalents	78,604	48,653
Net financial assets denominated in foreign currency	<u>78,604</u>	<u>48,653</u>

Sensitivity analysis of the Group's and the Company's foreign exchange risk exposure are not presented as a reasonably possible change in 5% in the foreign currencies exchange rates against the respective functional currencies of the Group's entities, with all other variables held constant will have no significant impact on the Group's and the Company's net profit.

Interest rate risk

The Group's and the Company's exposure to interest rate risk arises primarily from their borrowings and interest-bearing loans to directors, third parties and associated companies. Bank borrowings at variable rates expose the Group to cash flow interest rate risk (i.e. the risk that the future cash flows of a financial instrument will fluctuate due to changes in market interest rate). Borrowings and loans to directors, third parties and associated companies at fixed rates expose the Group and the Company to fair value interest rate risk (i.e. the risk that the value of a financial instrument will fluctuate due to changes in market rates).

The Group's income and operating cash flows are substantially independent on changes in market interest rates interest income and costs on the Group's interest-bearing assets and liabilities are not significant. The sensitivity analysis for interest rate risk is not disclosed as a reasonably possible fluctuation in the market interest rates has no significant impact on the Group's profit or loss.

Credit risk

Credit risk is the risk of loss that may arise on outstanding financial instruments should a counterparty default on its obligations. The Group's exposure to credit risk arises primarily from trade and other receivables and contract assets. Cash and cash equivalents are placed with banks with high credit-ratings.

NOTES TO THE FINANCIAL STATEMENTS

FOR THE FINANCIAL YEAR ENDED 31 DECEMBER 2023

28 FINANCIAL INSTRUMENTS (Continued)

b) Financial risk management objectives and policies (Continued)

Credit risk (Continued)

The following sets out the Group's internal credit evaluation practices and basis for recognition and measurement of expected credit losses ("ECL"):

Description of evaluation of financial assets	Basis for recognition and measurement of ECL
Counterparty has a low risk of default and does not have any past due amounts	12-month ECL
Contractual payments are more than 30 days past due or where there has been a significant increase in credit risk since initial recognition	Lifetime ECL – not credit-impaired
Contractual payments are more than 120 days past due or there is evidence of credit impairment	Lifetime ECL – credit-impaired
There is evidence indicating that the Group has no reasonable expectation of recovery of payments such as when the debtor has been placed under liquidation or has entered into bankruptcy proceedings	Write-off

Significant increase in credit risk

In assessing whether the credit risk on a financial asset has increased significantly since initial recognition, the Group compares the risk of a default occurring on the financial asset as at the reporting date with the risk of a default occurring on the financial asset as at the date of initial recognition. In making this assessment, the Group considers both quantitative and qualitative information that is reasonable and supportable, including historical experience and forward-looking information, such as future economic and industry outlook that is available without undue cost or effort.

In particular, the Group considers the following information when assessing whether credit risk has increased significantly since initial recognition:

- an actual or expected significant deterioration in the operating results/key financial performance ratios of the debtor; and
- an actual or expected significant adverse change in the regulatory, economic, or technological environment of the debtor that results in a significant decrease in the debtor's ability to meet its debt obligations.

The Group regularly monitors the effectiveness of the criteria used to identify whether there has been a significant increase in credit risk and revises them as appropriate to ensure that the criteria are capable of identifying significant increase in credit risk before the amount becomes past due.

NOTES TO THE FINANCIAL STATEMENTS

FOR THE FINANCIAL YEAR ENDED 31 DECEMBER 2023

28 FINANCIAL INSTRUMENTS (Continued)

b) Financial risk management objectives and policies (Continued)

Credit risk (Continued)

Significant increase in credit risk (Continued)

Regardless of the evaluation of the above factors, the Group presumes that the credit risk on a financial asset has increased significantly since initial recognition when contractual payments are more than 30 days past due, unless the Group has reasonable and supportable information that demonstrates otherwise.

The Group also assumes that the credit risk on a financial instrument has not increased significantly since initial recognition if the financial asset is determined to have low credit risk at the reporting date. A financial instrument is determined to have low credit risk if it has an internal or external credit rating of "investment grade" as per globally understood definition, or the financial asset has a low risk of default; the borrower has a strong capacity to meet its contractual cash flow obligations in the near term; and adverse changes in economic and business conditions in the longer term may, but will not necessarily, reduce the ability of the borrower to fulfil its contractual cash flow obligations.

Definition of default

The Group has determined the default events on a financial asset to be when there is evidence that the borrower is experiencing liquidity issues or when there is a breach of contract, such as a default of payment.

The Group considers the above as constituting an event of default for internal credit risk management purposes as historical experience indicates that receivables that meet either of the following criteria are generally not recoverable.

Irrespective of the above analysis, the Group considers that default has occurred when a financial asset is more than 120 days past due unless the Group has reasonable and supportable information to demonstrate that a more lagging default criterion is more appropriate.

Financial assets are written off when there is no reasonable expectation of recovery. Where receivables are determined to be credit impaired and/or written off, the Group continues to engage in enforcement activity to attempt to recover the receivables due. Where recoveries are made, these are recognised in profit or loss. No trade receivables are subject to enforcement activities.

Credit-impaired financial assets

A financial asset is credit-impaired when one or more events that have a detrimental impact on the estimated future cash flows of that financial asset have occurred such as evidence that the borrower is in significant financial difficulty, there is a breach of contract such as default or past due event; there is information that it is becoming probable that the borrower will enter bankruptcy or other financial reorganisation; the disappearance of an active market for that financial asset because of financial difficulties; or the purchase or origination of a financial asset at a deep discount that reflects the incurred credit losses.

NOTES TO THE FINANCIAL STATEMENTS

FOR THE FINANCIAL YEAR ENDED 31 DECEMBER 2023

28 FINANCIAL INSTRUMENTS (Continued)

b) Financial risk management objectives and policies (Continued)

Credit risk (Continued)

Estimation techniques and significant assumptions

There has been no change in the estimation techniques or significant assumptions made during the current financial year for recognition and measurement of credit loss allowances.

Maximum exposure and concentration of credit risk

At the end of the reporting period, the Group's trade receivables comprise 1 debtor (2022: 2 debtors) that represented 20% (2022: 19%) of total trade receivables. The Company has no significant concentration of credit risk except for the amounts due from associated company as disclosed in Note 20.

As the Group and the Company do not hold any collateral, the maximum exposure to credit risk is the carrying amount of each class of financial instruments presented on the statements of financial position.

Trade receivables and contract assets

The Group applies the simplified approach to measure the expected credit loss ("ECL") allowance for trade receivables. Under the simplified approach, for trade receivables and contract assets that do not contain a significant financing component, the loss allowance is measured at initial recognition and throughout the life of the receivable at an amount equal to lifetime ECL.

The Group estimates the expected credit loss rates for each category of past due status of the debtors based on historical credit loss experience adjusted as appropriate to reflect current conditions and forecasts of future economic conditions with consideration of the macroeconomic conditions on the ability of the customers to settle the receivables.

There has been no change in the estimation techniques or significant assumptions made during the current financial year.

NOTES TO THE FINANCIAL STATEMENTS

FOR THE FINANCIAL YEAR ENDED 31 DECEMBER 2023

28 FINANCIAL INSTRUMENTS (Continued)

b) Financial risk management objectives and policies (Continued)

Credit risk (Continued)

Trade receivables and contract assets (Continued)

Group 2023	12-month or lifetime ECL	Gross carrying amount USD	Loss allowance USD	Net carrying amount USD
Trade receivables	Lifetime	404,351	(285,600)	118,751
Other receivables	Lifetime	222,861	(9,795)	213,066
Short-term loans	Lifetime	3,137,161	(356,638)	2,780,523
Deposits	12-month	415,119	(654)	414,465
Accrued interest	Lifetime	411,096	(51,637)	359,459
Cash and cash equivalents	Not applicable (Exposure limited)	801,961	–	801,961
2022				
Trade receivables	Lifetime	477,196	(287,308)	189,888
Contract assets	Lifetime	5,215	–	5,215
Other receivables	Lifetime	950,782	(9,864)	940,918
Short-term loans	Lifetime	2,023,348	(139,942)	1,883,406
Deposits	12-month	485,895	(665)	485,230
Accrued interest	Lifetime	328,569	(41,113)	287,456
Cash and cash equivalents	Not applicable (Exposure limited)	6,209,209	–	6,209,209

NOTES TO THE FINANCIAL STATEMENTS

FOR THE FINANCIAL YEAR ENDED 31 DECEMBER 2023

28 FINANCIAL INSTRUMENTS (Continued)

b) Financial risk management objectives and policies (Continued)

Credit risk (Continued)

Trade receivables and contract assets (Continued)

Company 2023	12-month or lifetime ECL	Gross carrying amount USD	Loss allowance USD	Net carrying amount USD
Trade receivables	Lifetime	23,888	–	23,888
Other receivables	Lifetime	735,857	(572,850)	163,007
Deposits	12-month	18,770	–	18,770
Short-term loans	Lifetime	904,728	–	904,728
Accrued interest	Lifetime	258,777	(127,549)	131,228
Loan to subsidiaries	Lifetime	1,665,443	(1,665,443)	–
	12-month	951,547	–	951,547
Cash and cash equivalents	Not applicable (Exposure limited)	145,442	–	145,442
2022				
Trade receivables	Lifetime	26,803	–	26,803
Other receivables	Lifetime	670,937	(511,420)	159,517
Deposits	12-month	64,691	–	64,691
Short-term loans	Lifetime	813,660	–	813,660
Accrued interest	Lifetime	155,998	(83,901)	72,097
Loan to subsidiaries	Lifetime	1,497,443	(1,497,443)	–
	12-month	877,747	–	877,747
Cash and cash equivalents	Not applicable (Exposure limited)	120,067	–	120,067

Short-term loans and loans to subsidiaries

The Group applied the general approach to measure the impairment loss allowance for short-term loans, loans to subsidiaries and other receivables. The Group and the Company assessed the latest performance and financial position of the respective counterparties, adjusted for the future outlook of the industry in which the counterparties operate in, and concluded that there has been significant increase in the credit risk since the initial recognition of the financial assets. The financial assets are credit impaired and accordingly, the Group and the Company measured the impairment loss allowance using lifetime ECL.

NOTES TO THE FINANCIAL STATEMENTS

FOR THE FINANCIAL YEAR ENDED 31 DECEMBER 2023

28 FINANCIAL INSTRUMENTS (Continued)

b) Financial risk management objectives and policies (Continued)

Credit risk (Continued)

Movements in credit loss allowance

	Trade receivables USD	Other receivables USD	Short-term loans USD	Deposit USD	Accrued interest USD	Total USD
Group						
Balance at 1 January 2022	252,498	10,078	181,654	–	39,562	483,792
Loss allowance measured/(reversed):						
Lifetime ECL						
– credit-impaired	38,250	–	1,548	654	4,027	44,479
– reversal of loss allowance	–	(24)	(30,961)	–	–	(30,985)
Effect of changes in foreign currency exchange rates	(3,440)	(190)	(12,299)	11	(2,476)	(18,394)
Balance at 31 December 2022	287,308	9,864	139,942	665	41,113	478,892
Loss allowance measured/(reversed):						
Lifetime ECL						
– credit-impaired	–	–	216,407	–	11,090	227,497
– reversal of loss allowance	–	(22)	–	–	–	(22)
Effect of changes in foreign currency exchange rates	(1,708)	(47)	289	(11)	(566)	(2,043)
Balance at 31 December 2023	285,600	9,795	356,638	654	51,637	704,324
			Other receivables USD	Accrued interest USD	Loan to subsidiaries USD	Total USD
Company						
Balance at 1 January 2022			76,046	54,763	–	130,809
Loss allowance measured/(reversed):						
Lifetime ECL						
– credit-impaired			435,374	29,138	1,497,443	1,961,955
Balance at 31 December 2022			511,420	83,901	1,497,443	2,092,764
Loss allowance measured/(reversed):						
Lifetime ECL						
– credit-impaired			61,430	43,648	168,000	273,078
Balance at 31 December 2023			572,850	127,549	1,665,443	2,365,842

NOTES TO THE FINANCIAL STATEMENTS

FOR THE FINANCIAL YEAR ENDED 31 DECEMBER 2023

28 FINANCIAL INSTRUMENTS (Continued)

b) Financial risk management objectives and policies (Continued)

Liquidity risk

Liquidity risk is the risk that the Group or the Company will encounter difficulty in meeting financial obligations due to shortage of funds. The Group's and the Company's exposure to liquidity risk arises primarily from mismatches of the maturities of financial assets and liabilities. The Group's and the Company's objective is to maintain a balance between continuity of funding and flexibility through the use of stand-by credit facilities.

In managing its liquidity, management monitors and reviews the Group's forecasts of liquidity reserves (comprise cash and cash equivalents and undrawn borrowing facilities) on the basis of expected cash flows determined at local level in the respective operating companies of the Group in accordance with limits set by the Group.

The board of directors exercises prudent liquidity and cash flow risk management policies and aims at maintaining an adequate level of liquidity and cash flow at all times.

The table below summarises the maturity profile of the Group's and the Company's non-derivative financial liabilities at the balance sheet date based on contractual undiscounted repayment obligations.

	Within 1 year USD	1 to 5 years USD	Total USD
Group			
2023			
Trade and other payables	1,585,914	–	1,585,914
Film obligations and production loans	876,863	–	876,863
Borrowings	2,376,501	367,810	2,744,311
Lease liabilities	217,391	68,743	286,134
2022			
Trade and other payables	2,031,588	–	2,031,588
Film obligations and production loans	1,058,146	–	1,058,146
Borrowings	1,006,402	382,784	1,389,186
Lease liabilities	326,789	147,073	473,862
Company			
2023			
Trade and other payables	728,036	–	728,036
Borrowings	7,629,954	994,797	8,624,751
2022			
Trade and other payables	734,418	–	734,418
Borrowings	5,530,484	1,157,449	6,687,933

NOTES TO THE FINANCIAL STATEMENTS

FOR THE FINANCIAL YEAR ENDED 31 DECEMBER 2023

29 FAIR VALUE OF ASSETS AND LIABILITIES

a) Fair value hierarchy

The tables below analyse the fair value measurements by the levels in the fair value hierarchy based on the inputs to the valuation techniques. The different levels are defined as follows:

- a) Level 1 - quoted prices (unadjusted) in active markets for identical assets or liabilities;
- b) Level 2 - inputs other than quoted prices included within Level 1 that are observable for the asset or liability, either directly or indirectly (ie derived from prices); and
- c) Level 3 - input for the asset or liability that are not based on observable market data (unobservable inputs)

b) Fair value measurements of assets and liabilities that are measured at fair value

The level of fair value hierarchy for financial assets and liabilities measured at fair value on the statements of financial position at 31 December 2023 are disclosed in Note 18 and Note 24.

c) Movements in Level 3 assets measured at fair value

The following table shows a reconciliation from the beginning balances to the ending balances for Level 3 fair value measurements:

	Investment in film funds		Unquoted equity investments		Investment in theatrical project	
	2023 USD	2022 USD	2023 USD	2022 USD	2023 USD	2022 USD
Group						
Balance at beginning year	660,927	1,390,350	510,000	192,000	1,106,900	1,520,787
Additions	–	232,207	–	–	306,417	309,610
Disposals	–	(774,024)	–	–	(184,331)	(619,310)
Fair value (loss)/gain with respect to financial assets at FVTPL	(304,844)	(151,026)	(510,000)	318,000	(360,037)	–
Offset with film obligations and production loans	–	–	–	–	(375,085)	–
Gain on disposal of financial assets at FVTPL	–	65,367	–	–	–	–
Currency translation differences	(15,113)	(101,947)	–	–	(26,583)	(104,187)
Balance at end of financial year	<u>340,970</u>	<u>660,927</u>	<u>–</u>	<u>510,000</u>	<u>467,281</u>	<u>1,106,900</u>
Total losses for the financial year included:						
<i>Profit or loss</i>						
Fair value (loss)/gain with respect to financial assets at FVTPL	(304,844)	(85,659)	(510,000)	318,000	(360,037)	–
<i>Other comprehensive loss</i>						
Currency translation differences arising from consolidation	(15,113)	(101,947)	–	–	(26,583)	(104,187)

NOTES TO THE FINANCIAL STATEMENTS

FOR THE FINANCIAL YEAR ENDED 31 DECEMBER 2023

30 RELATED PARTY TRANSACTIONS

In addition to the information disclosed elsewhere in the financial statements, the following transactions took place between the Group and the related parties on terms agreed by the parties concerned:

	Group	
	2023 USD	2022 USD
Associated companies		
<i>Income</i>		
Revenue	5,362	–
Interest income	67,494	37,215
Other income	10,112	929
<i>Expense</i>		
Rental	49,027	–
Loan to	91,068	165,236
Loan from	–	136,353
Advance payment to	124,089	394,540
Advances to	681,890	1,248,063
Directors of subsidiaries		
Loan from	74,453	86,799
Advances from	72,760	59,069
Interest expense	51,669	20,946

NOTES TO THE FINANCIAL STATEMENTS

FOR THE FINANCIAL YEAR ENDED 31 DECEMBER 2023

SEGMENT INFORMATION

The Group is organised into business units based on nature of the income for management purposes. The reportable segments are revenue from distribution of films, production of films, talent management restaurant and café lounge and consulting services. Management monitors the operating results of its business units separately for making decisions about allocation of resources and assessment of performances of each segment. The segment information provided to management for the reportable segments are as follows:

	Distribution of films		Production of films		Talent management		Restaurant sale and café lounge		Consulting services		Photography		Others		Total	
	2023	2022	2023	2022	2023	2022	2023	2022	2023	2022	2023	2022	2023	2022	2023	2022
	USD	USD	USD	USD	USD	USD	USD	USD	USD	USD	USD	USD	USD	USD	USD	USD
Revenue	412,831	2,344,639	36,538	98,274	-	172,004	247,916	932,630	5,363	201,246	128,765	133,902	21,717	98,570	852,300	3,401,265
Cost of sales	(263,697)	(1,462,886)	(10,551)	(89,692)	-	(141,432)	(90,637)	(136,080)	-	(139,223)	-	-	-	-	(372,885)	(1,989,463)
Share of results of associated companies	-	-	-	-	-	-	-	-	-	-	-	-	-	-	(999,456)	419,420
Reversal of loss on film borne by external investors	-	(46)	-	-	-	-	-	-	-	-	-	-	-	-	-	(46)
Fair value gain on investment in financial assets at FVTPL	-	-	-	-	-	-	-	-	-	-	-	-	-	318,000	-	318,000
Fair value loss on investment in financial assets at FVTPL	(675,395)	(151,026)	-	-	-	-	-	-	-	-	-	-	(510,000)	-	(1,185,395)	(151,026)
Gain on disposal of financial assets at FVTPL	-	65,367	-	-	-	-	-	-	-	-	-	-	-	-	65,367	-
Impairment loss on film production inventories	(213,434)	(115,589)	-	-	-	-	-	-	-	-	-	-	-	-	(215,589)	(115,589)
Segment gross results	(739,695)	630,459	16,987	8,592	(999,456)	449,832	157,279	246,550	5,363	61,923	128,765	133,902	(488,283)	416,570	(1,919,040)	1,947,928
Selling expenses and general and administrative expenses (exclude depreciation and amortization)	(1,935,205)	(3,007,045)	(166,589)	(127,674)	-	(223,461)	(1,162,144)	(497,098)	(25,139)	(261,451)	(603,604)	(173,961)	(101,802)	(128,038)	(3,994,483)	(4,418,748)
Impairment of goodwill	-	(253,556)	(631,000)	(879,000)	(1,220,363)	(1,030,000)	-	-	-	(396,659)	-	-	-	-	(1,851,363)	(2,549,415)
Impairment of investment in associated companies	-	-	(48,227)	(2,000)	(2,219,819)	(778,978)	-	-	(19,776)	(586,387)	(474,839)	(40,059)	(590,065)	288,512	(48,227)	(780,978)
Segment net results	(2,674,900)	(2,639,142)	(628,829)	(1,000,082)	(2,219,819)	(1,582,507)	(1,004,865)	(250,548)	(19,776)	(586,387)	(474,839)	(40,059)	(590,065)	288,512	(7,813,113)	(5,801,212)
Other income and gains	-	-	-	-	-	-	-	-	-	-	-	-	-	-	111,480	266,469
Interest income	-	-	-	-	-	-	-	-	-	-	-	-	-	-	115,267	64,402
Unallocated expenses:	-	-	-	-	-	-	-	-	-	-	-	-	-	-	-	-
Depreciation and amortisation	-	-	-	-	-	-	-	-	-	-	-	-	-	-	(487,511)	(670,417)
Other expenses	-	-	-	-	-	-	-	-	-	-	-	-	-	-	(486,527)	(413,793)
Finance costs	-	-	-	-	-	-	-	-	-	-	-	-	-	-	(113,038)	(83,704)
Loss before tax	-	-	-	-	-	-	-	-	-	-	-	-	-	-	(8,683,442)	(6,638,201)
Tax credit	-	-	-	-	-	-	-	-	-	-	-	-	-	-	1,227	4,407
Loss for the year	4,059,172	6,131,614	1,547,844	2,089,749	11,662,902	14,244,451	2,712,323	1,386,083	524,663	1,058,840	1,266,085	358,403	219,063	263,893	(8,682,215)	(6,633,794)
Segment assets	15,848	424,924	9,973	8,041	11,568,575	12,440,043	69,570	70,244	1,505	36,945	36,134	24,582	6,094	18,095	11,568,575	12,440,043
Unallocated assets	-	-	-	-	-	-	-	-	-	-	-	-	-	-	239,124	624,408
Segment liabilities	1,023,015	2,831,339	585,186	1,178,358	-	210,401	614,349	468,045	13,289	246,170	319,086	163,793	53,816	120,574	2,608,741	5,218,880
Unallocated liabilities	-	-	-	-	-	-	-	-	-	-	-	-	-	-	3,074,742	2,056,173
Total liabilities	1,023,015	2,831,339	585,186	1,178,358	-	210,401	614,349	468,045	13,289	246,170	319,086	163,793	53,816	120,574	2,608,741	5,218,880
Total assets	4,059,172	6,131,614	1,547,844	2,089,749	11,662,902	14,244,451	2,712,323	1,386,083	524,663	1,058,840	1,266,085	358,403	219,063	263,893	1,389,182	7,907,240
Segment assets includes:																
Investment in associated companies	-	-	-	-	-	-	-	-	-	-	-	-	-	-	11,568,575	12,440,043
Additions to non-current assets	-	-	-	-	-	-	-	-	-	-	-	-	-	-	239,124	624,408
Segment liabilities	1,023,015	2,831,339	585,186	1,178,358	-	210,401	614,349	468,045	13,289	246,170	319,086	163,793	53,816	120,574	2,608,741	5,218,880
Unallocated liabilities	-	-	-	-	-	-	-	-	-	-	-	-	-	-	3,074,742	2,056,173
Total liabilities	1,023,015	2,831,339	585,186	1,178,358	-	210,401	614,349	468,045	13,289	246,170	319,086	163,793	53,816	120,574	2,608,741	5,218,880

NOTES TO THE FINANCIAL STATEMENTS

FOR THE FINANCIAL YEAR ENDED 31 DECEMBER 2023

31 SEGMENT INFORMATION (Continued)

The reportable segments are Distribution of films, Production of films, Talent management, Restaurant sales, Consulting services and Photography.

Segment results

Performance of each segment is evaluated based on segment profit or loss which is measured differently from the net profit or loss before tax in the consolidated financial statements. Interest income and finance expenses are not allocated to segments as Group financing is managed on a group basis.

Sales between operating segments are on an arm's length or other basis of measurement basis in a manner similar to transactions with third parties.

Segment assets

The amounts provided to management with respect to total assets are measured in a manner consistent with that of the financial statements. Management monitors the assets attributable to each segment for the purposes of monitoring segment performance and for allocating resources between segments. All assets are allocated to reportable segments except for property, plant and equipment (excluding certain equipment), other receivables, financial assets at fair value through profit or loss, deferred tax assets, inventories and cash and cash equivalents which are classified as unallocated assets.

Segment liabilities

The amounts provided to management with respect to total liabilities are measured in a manner consistent with that of the financial statements. All liabilities are allocated to the reportable segments based on the operations of the segments other than borrowings, other payables, other non-current liabilities, deferred tax liabilities and tax payable. These liabilities are classified as unallocated liabilities.

Geographical information

The Group's revenues from external customers are derived solely from customers in Korea. The non-current assets (other than financial instruments and deferred tax assets) of the Group are mainly located in Korea.

Information about major customers

Revenue from one (2022: three) external customers who individually contributed 10% or more of the Group's revenue and are attributable to the segments as detailed below:

		2023 USD	2022 USD
	Attributable segments		
Customer 1	Distribution of films	283,977	1,006,232
Customer 2	Distribution of films	-	608,743
Customer 3	Distribution of films	-	541,817
		283,977	2,156,792

NOTES TO THE FINANCIAL STATEMENTS

FOR THE FINANCIAL YEAR ENDED 31 DECEMBER 2023

32 CAPITAL MANAGEMENT

The Group's objectives when managing capital are:

- (a) To safeguard the Group's ability to continue as a going concern, so that it continues to provide returns for shareholders and benefits for other stakeholders;
- (b) To support the Group's stability and growth; and
- (c) To provide capital for the purpose of strengthening the Group's risk management capability.

The Group actively and regularly reviews and manages its capital structure to ensure optimal capital structure to maximise shareholder returns, taking into consideration the future capital requirements of the Group and capital efficiency, prevailing and projected profitability, projected operating cash flows, projected capital expenditures and projected strategic investment opportunities. The Group currently does not adopt any formal dividend policy.

The capital of the Group mainly consists of equity attributable to equity holders of the Company comprising share capital, treasury shares, accumulated losses and merger reserve. The Group's overall strategy remains unchanged from 2022.

33 AUTHORISATION OF FINANCIAL STATEMENTS

The consolidated financial statements of the Group and the statements of financial position and statement of changes in equity of the Company for the financial year ended 31 December 2023 were authorised for issue in accordance with a resolution of the directors dated 12 April 2024.

NOTICE OF ANNUAL GENERAL MEETING

NOTICE IS HEREBY GIVEN that the Annual General Meeting (“AGM”) of Spackman Entertainment Group Limited (the “Company”) will be held at Orchid Country Club, 1 Orchid Club Road, Sapphire III, Singapore 769162 on Tuesday, 30 April 2024 at 2:00 p.m. to transact the following business:

AS ORDINARY BUSINESS

1. To receive and adopt the Directors’ Statement and the Audited Financial Statements of the Company for the financial year ended 31 December 2023 together with the Auditor’s Report thereon.

(Resolution 1)

2. To re-elect Mr. Anthony Wong Wei Kit (“Mr. Wong”) who is retiring pursuant to the Company’s Constitution and who, being eligible, offers himself for re-election.

Mr. Wong will, upon re-election as a Director of the Company, be re-designated as Non-Executive and Non-Independent Chairman. He will also be re-designated as a member of the Audit and Risk Management Committee, and step down as a member of the Nominating Committee. Mr. Wong will remain as a member of the Remuneration Committee.

[See Explanatory Note (a)]

(Resolution 2)

3. To re-elect Mr. Lee Jae Seung (“Mr. Lee”) who is retiring pursuant to the Company’s Constitution and who, being eligible, offers himself for re-election.

Mr. Lee will, upon re-election as a Director of the Company, remain as an Independent Director, Chairman of the Remuneration Committee and a member of the Audit and Risk Management Committee and the Nominating Committee.

[See Explanatory Note (b)]

(Resolution 3)

4. To approve the payment of Directors’ fees of up to US\$108,000 (2023: US\$108,000) for the financial year ending 31 December 2024 to be paid quarterly in arrears.

(Resolution 4)

5. To re-appoint Messrs Baker Tilly TFW LLP as the Auditors of the Company and to authorise the Directors to fix their remuneration.

(Resolution 5)

6. To transact any other ordinary business which may be properly transacted at an annual general meeting.

AS SPECIAL BUSINESS

To consider and if thought fit, to pass the following resolutions as Ordinary Resolutions, with or without any modifications:

7. **Authority to allot and issue shares under the Spackman Entertainment Group Limited Employee Share Option Scheme (the “ESOS”)**

THAT pursuant to Section 161 of the Companies Act 1967 of Singapore (the “Act”), approval be and is hereby given to the Directors of the Company to allot and issue from time to time such number of shares in the capital of the Company (“Shares”) pursuant to the exercise of options (“Options”) granted in accordance with the provisions of the ESOS, and, pursuant to the ESOS, to offer and grant Options from time to time in accordance with the provisions of the ESOS, provided always that the aggregate number of Shares to be allotted and issued pursuant to the ESOS, when added to the total number of Shares issued and issuable in respect of all the Options granted under the ESOS and all outstanding options or awards granted under such other share-based incentive schemes of the Company, shall not exceed 15% of the total number of issued Shares including treasury shares of the Company on the day preceding that date of the relevant grant of the Option.

[See Explanatory Note (c)]

(Resolution 6)

NOTICE OF ANNUAL GENERAL MEETING

8. The Proposed Renewal of the Share Buy Back Mandate

THAT

- (a) for the purposes of Sections 76C and 76E of the Act, the Directors of the Company be and are hereby authorised to exercise all the powers of the Company to purchase or otherwise acquire Shares not exceeding in aggregate the Prescribed Limit (as hereinafter defined), at such price(s) as may be determined by the Directors of the Company from time to time up to the Maximum Price (as hereinafter defined), whether by way of:
- (i) market purchases (each a “**Market Purchase**”) on the SGX-ST; and/or
 - (ii) off-market purchases (each an “**Off-Market Purchase**”) effected otherwise than on the SGX-ST in accordance with any equal access schemes as may be determined or formulated by the Directors of the Company as they consider fit, which schemes shall satisfy all the conditions prescribed by the Act,
- and otherwise in accordance with all other laws and regulations, including but not limited to, the Company’s Constitution, the provisions of the Act and the Catalist Rules as may for the time being be applicable (the “**Share Buy Back Mandate**”);
- (b) any Share that is purchased or otherwise acquired by the Company pursuant to the Share Buy Back Mandate shall, at the discretion of the Directors of the Company, either be cancelled or held in treasury and dealt with in accordance with the Act;
- (c) unless varied or revoked by the Company in general meeting, the authority conferred on the Directors of the Company pursuant to the Share Buy Back Mandate may be exercised by the Directors at any time and from time to time during the period commencing from the passing of this Resolution and expiring on the earlier of:
- (i) the conclusion of the next AGM or the date by which such AGM is required by law to be held;
 - (ii) the date on which the buy-back of the shares is carried out to the full extent mandated; or
 - (iii) the date on which the authority conferred in the Share Buy Back Mandate is varied or revoked by the shareholders in a general meeting;
- (d) for purposes of this Resolution:

“**Prescribed Limit**” means 10% of the issued ordinary share capital of the Company (excluding any treasury shares and subsidiary holdings) as at the date of passing of this Resolution unless the Company has effected a reduction of the share capital of the Company in accordance with the applicable provisions of the Act, at any time during the Relevant Period, in which event the issued ordinary share capital of the Company shall be taken to be the amount of the issued ordinary share capital of the Company as altered (excluding any treasury shares and subsidiary holdings that may be held by the Company from time to time);

“**Relevant Period**” means the period commencing from the date of passing of this Resolution and expiring on the date the next AGM is held or is required by law to be held, the date on which the buy-back of the Shares are carried out to the full extent mandated, or the date the said mandate is revoked or varied by the Shareholders of the Company in a general meeting, whichever is the earliest; and

NOTICE OF ANNUAL GENERAL MEETING

“Maximum Price” in relation to a Share to be purchased, means an amount (excluding brokerage, commission, stamp duties, applicable goods and services tax, clearance fees and other related expenses) not exceeding:

- (i) in the case of a Market Purchase, 105% of the Average Closing Price; and
 - (ii) in the case of an Off-Market Purchase, 120% of the Average Closing Price, where:
 - (iii) **“Average Closing Price”** means the average of the closing market prices of a Share over the last five (5) market days, on which transactions in the Shares were recorded, preceding the day of the Market Purchase by the Company or, as the case may be, the day of the making of the offer pursuant to the Off-Market Purchase, and deemed to be adjusted for any corporate action that occurs after the relevant five (5)-day period;
 - (iv) **“day of the making of the offer”** means the day on which the Company announces its intention to make an offer for the purchase of Shares from shareholders of the Company stating the purchase price (which shall not be more than the Maximum Price calculated on the foregoing basis) for each Share and the relevant terms of the equal access scheme for effecting the Off-Market Purchase; and
 - (v) **“market day”** means a day on which the SGX-ST is open for trading in securities; and
- (e) any of the Directors of the Company be and are hereby authorised to complete and do all such acts and things (including without limitation, to execute all such documents as may be required and to approve any amendments, alterations or modifications to any documents), as they or he may consider desirable, expedient or necessary to give effect to the transactions contemplated by this Resolution.

[See Explanatory Note (d)]

(Resolution 7)

By Order of the Board

Mr. Anthony Wong Wei Kit
Independent Non-Executive Chairman
Singapore

15 April 2024

Explanatory Notes:

- (a) Information on Mr. Wong can be found on page 29 of the annual report. Under Catalist Rule 406(3)(d)(iv), Mr. Wong who is appointed on 20 June 2014 and had exceeded the aggregate period of more than 9 years as a Director of the Company on 20 June 2023, may continue to be considered independent until the conclusion of the AGM to be held on 30 April 2024.
- (b) Information on Mr. Lee can be found on page 30 of the annual report.
- (c) The Resolution 6 in item 7, if passed, will authorise the Directors of the Company, effective until the conclusion of the next annual general meeting of the Company, or the date by which the next annual general meeting of the Company is required by law to be held or such authority is varied or revoked by the Company in a general meeting, whichever is the earlier, to offer and grant options in accordance with the provisions of the ESOS and to allot and issue new shares in the Company pursuant to the exercise of any Options already granted and accepted under the ESOS and such other share-based incentive schemes of the Company up to a number not exceeding fifteen per cent (15%) of the total number of issued shares (including treasury shares) in the capital of the Company on the day preceding that date of the relevant grant. The ESOS was approved by the shareholders of the Company on 20 June 2014.

NOTICE OF ANNUAL GENERAL MEETING

- (d) The Resolution 7 in item 8, if passed, will authorise the Directors of the Company, from the date of the annual general meeting until the next annual general meeting or the date by which the next annual general meeting of the Company is required by law to be held or when varied or revoked by the Company in general meeting, whichever is earlier, to purchase or acquire up to ten per cent (10%) of the total number of issued Shares (excluding treasury shares and subsidiary holdings), at prices up to but not exceeding the Maximum Price (as defined above), as at the date of the passing of this Resolution 7. Details of the proposed renewal of the Share Buy Back Mandate are set out in the Appendix accompanying this annual report.

Notes:

The AGM will be held physically and members are invited to attend the AGM physically (“Physical AGM”). There will be no option for members to participate the Physical AGM virtually.

1. Access to Documents or Information Relating to the AGM

Documents relating to the Physical AGM are available to members via publication on the SGX website at <https://www.sgx.com/securities/company-announcements> and the Company’s corporate website at <https://spackmanentertainmentgroup.com/corporate-filings>.

Printed copies of the Notice of AGM, Proxy Form, and Request Form will be sent to members.

2. Submission of Proxy Form to Vote

A member of the Company entitled to attend and vote at the AGM is entitled to appoint not more than 2 proxies to attend and vote in his/her stead. A proxy need not be a member of the Company.

A member who is not a relevant intermediary (as defined in section 181 of the Singapore Companies Act 1967) is entitled to appoint not more than 2 proxies and where 2 proxies are appointed, shall specify the proportion of shareholding to be represented by each proxy.

A member who is a relevant intermediary is entitled to appoint more than 2 proxies and where such member’s proxy form appoints more than 1 proxy, the number of and class of shares in relation to which each proxy has been appointed shall be specified in the proxy form. Each proxy must be appointed to exercise the rights attached to the different share or shares held by such member.

In any case where more than 1 proxy is appointed, the proportion of the shareholding concerned to be represented by each proxy shall be specified in the proxy form. If no such proportion or number is specified, the first named proxy may be treated as representing 100 per cent of the shareholding and any second named proxy as an alternate to the first named.

Investors holding shares under the Central Provident Fund Investment Schemes (“**CPF Investors**”) and/or Supplementary Retirement Scheme (“**SRS Investors**”) should approach their respective CPF Agent Banks or SRS Operators to submit their votes at least 7 working days before the AGM (ie. by 2.00 p.m. on 18 April 2024). CPF/SRS Investors should contact their respective CPF Agent Banks or SRS Operators for any queries they may have with regard to the appointment of proxy for the AGM.

The instrument appointing a proxy, together with the power of attorney or other authority under which it is signed (if applicable) or a duly certified copy thereof, must be submitted in the following manner:

- (a) if submitted by hand or by post, be deposited at the office of the Company’s Share Registrar, Tricor Barbinder Share Registration Services, at 9 Raffles Place, #26-01, Republic Plaza, Tower I, Singapore 048619; or
- (b) if submitted by email, be sent to sg.is.proxy@sg.tricorglobal.com using a clear scanned signed form in PDF,

in each case, by 2.00 p.m. on 28 April 2024 being not less than 48 hours before the time appointed for the holding of the AGM.

NOTICE OF ANNUAL GENERAL MEETING

The Company shall be entitled to reject the instrument appointing a proxy or proxies if it is incomplete, improperly completed or illegible or where the true intentions of the appointor are not ascertainable from the instructions of the appointor specified in the instrument appointing a proxy or proxies. In addition, in the case of shares entered in the Depository Register (as defined in Section 81F of the SFA), the Company may reject any instrument appointing a proxy or proxies lodged if the member, being the appointor, is not shown to have shares entered against his/her name in the Depository Register as at 72 hours before the time appointed for holding the AGM (i.e. by 2.00 p.m. on 27 April 2024), as certified by The Central Depository (Pte) Limited to the Company.

A corporation which is a member of the Company may authorise by resolutions of its directors or other governing body, such person as it thinks fit to act as its representative at the meeting.

The instrument appointing a proxy must be signed by the appointor or his/her attorney duly authorised in writing. Where the instrument appointing a proxy is executed by a corporation, it shall be executed either under its common seal or under the hand of any officer or attorney duly authorised. The power of attorney or other authority, if any, under which the instrument of proxy is signed on behalf of the member or duly certified copy of that power of attorney or other authority (failing previous registration with the Company) shall be attached to the instrument of proxy, failing which the instrument may be treated as invalid.

3. Submission of Questions in Advance

Members may submit their questions in relation to the business of the AGM by email to info@spackmanentertainment.com. All questions must be submitted within 7 calendar days from the date of this Notice of AGM, i.e. **by 2.00 p.m. on 22 April 2024 ("Cut-Off Time")**. After the Cut-Off Time, if there are subsequent clarifications or follow-up on the questions submitted, these will be addressed at the Physical AGM.

The Company will endeavor to address questions which are substantial and relevant and received from members who are verifiable against the Depository Register or the Register of Members.

Verified members and Proxy(ies) attending the Physical AGM will be able to ask questions in person at the AGM venue. The Company will, within 30 days after the date of the AGM, publish the minutes of the AGM on SGXNET and the Company's website and the minutes will include the responses to the questions referred to above.

4. General

The Company shall be entitled to reject the instrument appointing a proxy or proxies if it is incomplete, improperly completed or illegible or where the true intentions of the appointor are not ascertainable from the instructions of the appointor specified in the instrument appointing a proxy or proxies. In addition, in the case of Shares entered in the Depository Register, the Company may reject any instrument appointing a proxy or proxies lodged if the member, being the appointor, is not shown to have Shares entered against his/her name in the Depository Register as at seventy-two (72) hours before the time appointed for holding the AGM of the Company, as certified by The Central Depository (Pte) Limited to the Company.

Members are strongly encouraged to submit completed proxy forms electronically via email.

NOTICE OF ANNUAL GENERAL MEETING

PERSONAL DATA PRIVACY

By attending the Physical AGM and/or any adjournment thereof and/or submitting the Proxy Form appointing a proxy(ies) and/or representative(s) to attend, speak and vote at the Physical AGM and/or any adjournment thereof, a member of the Company (a) consents to the collection, use and disclosure of the member's personal data by the Company (or its agents or service providers) for the purpose of the processing and administration by the Company (or its agents or service providers) of proxies and representatives appointed for the AGM (including any adjournment thereof) and the preparation and compilation of the attendance lists, minutes and other documents relating to the AGM (including any adjournment thereof), and in order for the Company (or its agents or service providers) to comply with any applicable laws, listing rules, regulations and/or guidelines (collectively, the "Purposes"), and (b) warrants that where the member discloses the personal data of the member's proxy(ies) and/or representative(s) to the Company (or its agents or service providers), the member has obtained the prior consent of such proxy(ies) and/or representative(s) for the collection, use and disclosure by the Company (or its agents or service providers) of the personal data of such proxy(ies) and/or representative(s) for the Purposes and (c) agrees that the member will indemnify the Company in respect of any penalties, liabilities, claims, demands, losses and damages as a result of the member's breach of warranty.

This notice has been reviewed by the Company's Sponsor, Evolve Capital Advisory Private Limited (the "Sponsor"), for compliance with the relevant rules of the Singapore Exchange Securities Trading Limited ("SGX-ST").

This notice has not been examined or approved by the SGX-ST and the SGX-ST assumes no responsibility for the contents of this notice, including the correctness of any of the statements or opinions made or reports contained in this notice.

The details of the contact person for the Sponsor are:

Name: Mr. Jerry Chua, (Registered Professional, Evolve Capital Advisory Private Limited)

Address: 138 Robinson Road, Oxley Tower, #13-02, Singapore 068906

Tel: (65) 6241 6626

SPACKMAN ENTERTAINMENT GROUP LIMITED

(Company Registration No. : 201401201N)
(Incorporated in the Republic of Singapore)

PROXY FORM ANNUAL GENERAL MEETING

IMPORTANT

This Proxy Form is not valid for use by investors who hold shares in the Company through relevant intermediaries (as defined in Section 181 of the Singapore Companies Act), including CPF/SRS investors, and shall be ineffective for all intents and purposes if used or purported to be used by them. Such investors (including CPF/SRS investors), if they wish to vote, should contact their respective relevant intermediaries as soon as possible to specify voting instructions. CPF/SRS investors should approach their respective CPF Agent Banks or SRS Operators at least 7 working days before the AGM to specify voting instructions.

I/We*, _____ (Name)

_____ (NRIC/Passport/Company Registration No.*)

of _____ (Address)

being a member/members* of SPACKMAN ENTERTAINMENT GROUP LIMITED (the "Company"), hereby appoint:

Name	Address	NRIC/Passport Number	Proportion of Shareholdings	
			No. of Shares	%

*and/or (delete as appropriate)

Name	Address	NRIC/Passport Number	Proportion of Shareholdings	
			No. of Shares	%

or failing him/her, the Chairman of the annual general meeting ("AGM") of the Company, as my/our proxy/proxies to attend and to vote for me/us on my/our behalf at the AGM to be held on Tuesday, 30 April 2024, at 2.00 p.m. at Orchid Country Club, 1 Orchid Club Road, Sapphire III, Singapore 769162 and at any adjournment thereof.

I/We direct my/our proxy/proxies to vote for or against the resolution to be proposed at the AGM as indicated hereunder. In the absence of specific directions, the proxy/proxies will vote or abstain as he/she/they may think fit, as he/she/they will on any other matters arising at the AGM.

Ordinary Resolutions		No. of Shares For**	No. of Shares Against**	No. of Shares Abstain**
Ordinary Business				
Resolution 1	To receive and adopt the Directors' Statement and Audited Financial Statements for the financial year ended 31 December 2023 together with the Auditor's Report thereon			
Resolution 2	To re-elect Mr. Anthony Wong Wei Kit as a Director of the Company			
Resolution 3	To re-elect Mr. Lee Jae Seung as a Director of the Company			
Resolution 4	To approve the payment of Directors' fees of US\$108,000 (2023: US\$108,000) for the financial year ending 31 December 2024, to be paid quarterly in arrears			
Resolution 5	To re-appoint Messrs Baker Tilly TFW LLP as the Auditors of the Company and to authorise the Directors to fix their remuneration			
Special Business				
Resolution 6	To approve and authorise the Directors to allot and issue shares under the Spackman Entertainment Group Limited Employee Share Option Scheme.			
Resolution 7	To approve the proposed renewal of the Share Buy Back Mandate.			

* Delete accordingly

** Voting will be conducted by poll. If you wish to exercise all your votes "For" or "Against" the relevant resolution, please mark "X" in the relevant box provided. Alternatively, please indicate the number of votes "For" or "Against" each resolution. If you mark "X" in the abstain box for a particular resolution, you are directing your proxy not to vote on that resolution.

Dated this _____ day of _____ 2024

Total Number of Ordinary Shares Held	
CDP Register	
Register of Members	

Signature(s) of Shareholder(s)/
Common Seal of Corporate Shareholder

IMPORTANT: PLEASE READ NOTES OVERLEAF BEFORE COMPLETING THIS PROXY FORM

Notes:-

1. Please insert the total number of shares held by you. If you have shares entered against your name in the Depository Register (as defined in Section 81SF of the Securities and Futures Act 2001 of Singapore), you should insert that number of shares.
2. If you have shares registered in your name in the Register of Members, you should insert that number of shares. If you have shares entered against your name in the Depository Register and shares registered in your name in the Register of Members, you should insert the aggregate number of shares entered against your name in the Depository Register and registered in your name in the Register of Members. If no number is inserted, the instrument appointing a proxy or proxies shall be deemed to relate to all the shares held by you.
3. A corporation which is a member may appoint an authorised representative or representatives in accordance with Section 179 of the Companies Act 1967 of Singapore to attend and vote for and on behalf of such corporation.
4. The instrument appointing a proxy must be under the hand of the appointor or of his/her attorney duly authorised in writing. Where the instrument appointing a proxy is executed by a corporation, it must be executed either under its common seal or signed on its behalf by an officer or attorney duly authorised in writing.
5. Where an instrument appointing a proxy is signed on behalf of the appointor by the attorney, the letter or power of attorney or a duly certified copy thereof must (failing previous registration with the Company) be lodged with the instrument appointing a proxy, failing which the instrument may be treated as invalid.
6. CPF or SRS investors who wish to vote should approach their respective CPF Agent Banks or SRS Operators to submit their votes at least seven (7) working days before the AGM in order to allow sufficient time for their respective relevant intermediaries to submit a proxy form to vote on their behalf by the cut-off date. "Relevant intermediary" has the meaning as defined in section 181 of Companies Act 1967 of Singapore.

1st fold here

Please
Affix
Postage
Here

SPACKMAN ENTERTAINMENT GROUP LIMITED
c/o The Share Registrar
Tricor Barbinder Share Registration Services
9 Raffles Place
#26-01, Republic Plaza, Tower I,
Singapore 048619

2nd fold here

7. The instrument appointing a proxy must be submitted to the Company in the following manner:
 - (a) if submitted by hand or by post, be deposited at the office of the Company's Share Registrar, Tricor Barbinder Share Registration Services, at 9 Raffles Place, #26-01, Republic Plaza, Tower I, Singapore 048619; or
 - (b) if submitted by email, be sent to sg.is.proxy@sg.tricorglobal.com using a clear scanned signed form in PDF.

in either case, **no later than 2.00 p.m., on 28 April 2024.**

A member who wishes to submit an instrument of proxy must first **download, complete and sign** the proxy form, before submitting it by post to the address provided above, or scanning and sending it by email to the email address provided above.

8. Members are strongly encouraged to submit completed proxy forms electronically via email.

General:

The Company shall be entitled to reject the instrument appointing a proxy if it is incomplete, improperly completed or illegible or where the true intentions of the appointor are not ascertainable from the instructions of the appointor specified in the instrument appointing a proxy or proxies. In addition, in the case of members whose Shares are deposited with The Central Depository (Pte) Limited, the Company may reject any instrument appointing a proxy lodged if the member, being the appointor, is not shown to have Shares entered against his/her name in the Depository Register as at seventy-two (72) hours before the time appointed for holding the AGM, as certified by The Central Depository (Pte) Limited to the Company.

Personal Data Privacy

By submitting an instrument appointing a proxy to vote at the AGM and/or any adjournment thereof, the member of the Company accepts and agrees to the personal data privacy terms set out in the Notice of the Annual General Meeting dated 15 April 2024.

spackmanentertainmentgroup

(Company Registration No.: 201401201N)
(Incorporated in the Republic of Singapore on 10 January 2014)

16 Collyer Quay, #17-00 Singapore 049318
www.spackmanentertainmentgroup.com

