

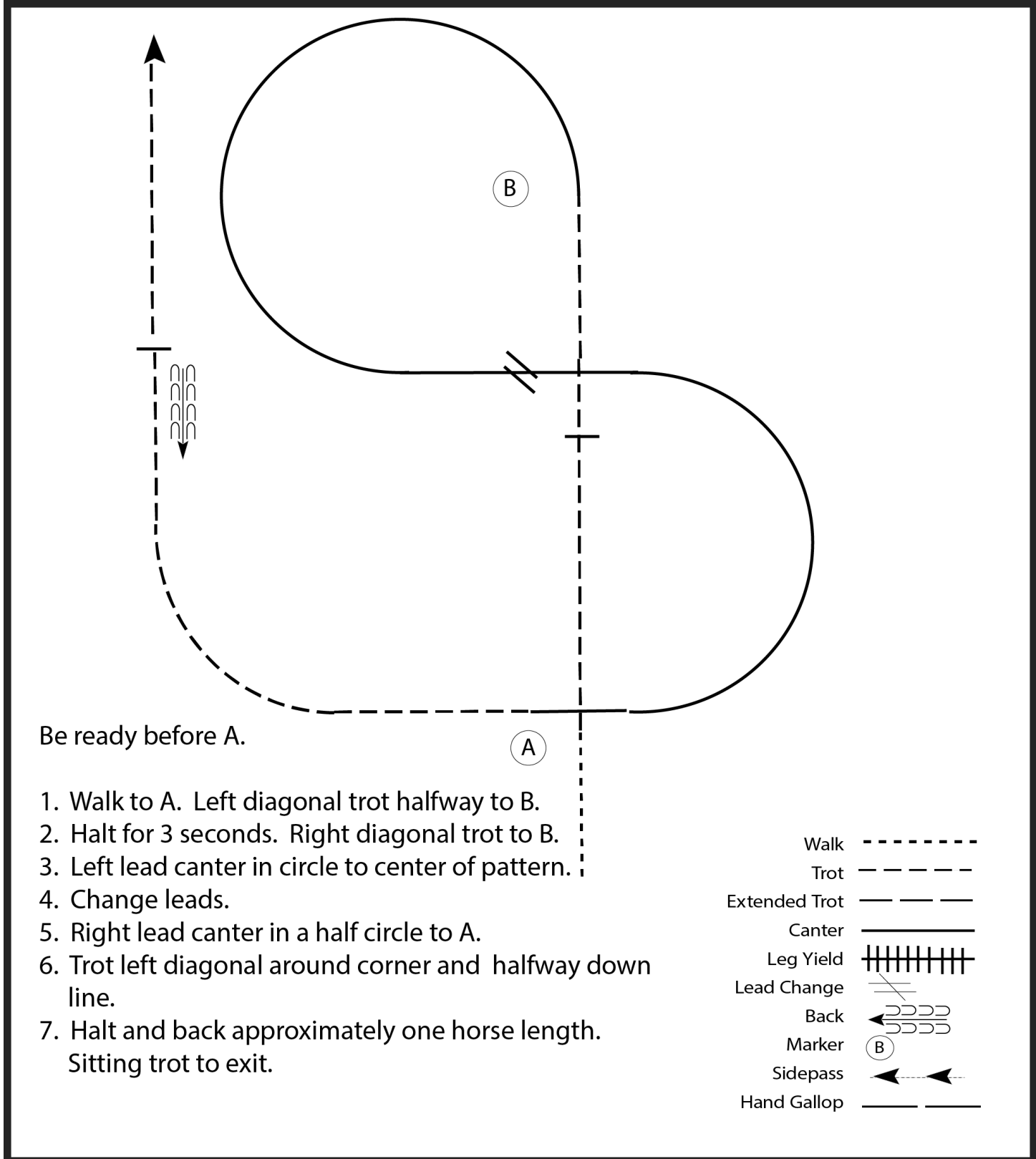
# 2021

## EQUITATION (All Level 1... Rookie...Youth 13 and Under)

Show Date:

w w w . H o r s e S h o w P a t t e r n s . c o m

w w w . H o r s e S h o w P a t t e r n s . c o m



Be ready before A.

1. Walk to A. Left diagonal trot halfway to B.
2. Halt for 3 seconds. Right diagonal trot to B.
3. Left lead canter in circle to center of pattern.
4. Change leads.
5. Right lead canter in a half circle to A.
6. Trot left diagonal around corner and halfway down line.
7. Halt and back approximately one horse length. Sitting trot to exit.

- Walk -----
- Trot - - - - -
- Extended Trot - - - - -
- Canter \_\_\_\_\_
- Leg Yield |||||
- Lead Change / / / / /
- Back ← ← ← ← ←
- Marker (B)
- Sidepass ← - - - - →
- Hand Gallop \_\_\_\_\_

[HSE/1-83]

**Pattern Provided by:**  
*Holly Hover*

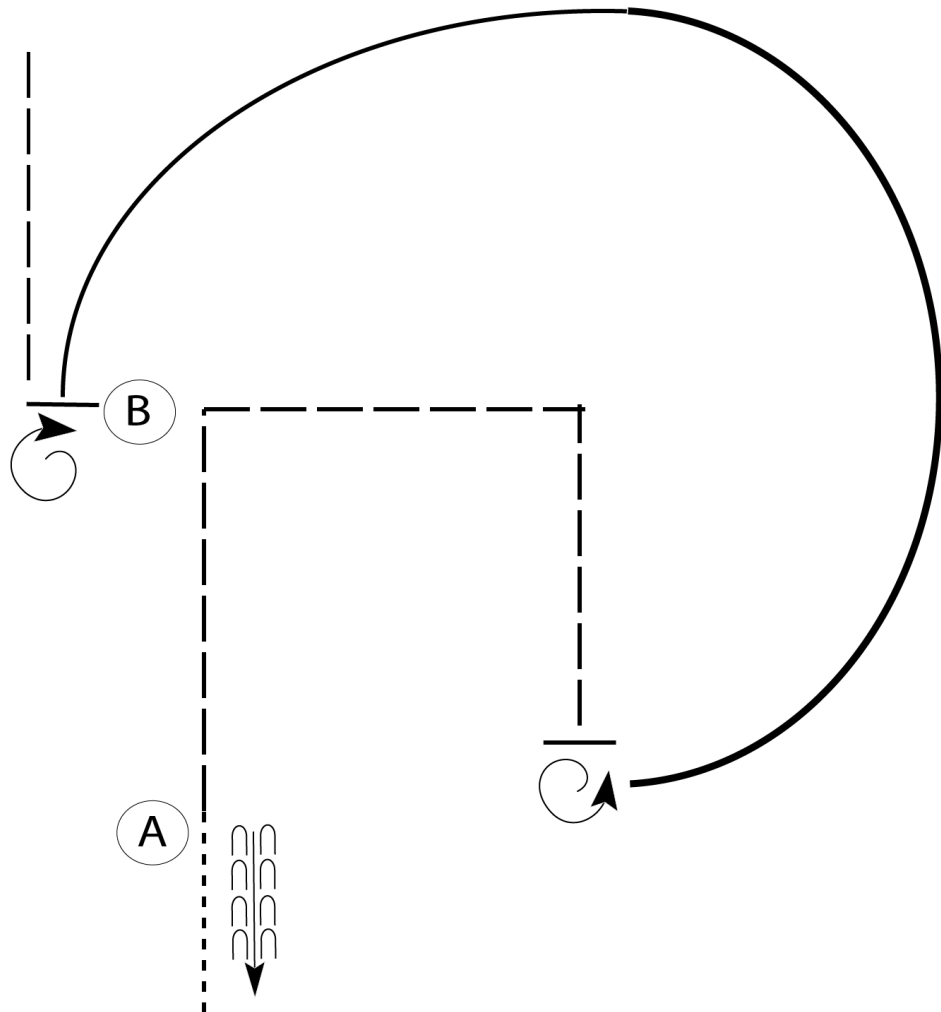
# 2021

## HORSEMANSHIP (Youth 14-18...Amateur...Select)

Show Date:

w w w . H o r s e S h o w P a t t e r n s . c o m

w w w . H o r s e S h o w P a t t e r n s . c o m



Be ready at A.

1. When acknowledged, back approximately one horse length and walk to A.
2. Extend jog 2 square corners and stop.
3. Perform a 1 1/4 turn to the left.
4. Continue and lope left lead with speed 1/2 circle as shown. Collect the lope around to B.
5. Stop, perform a 1 1/2 turn to the right and extend jog away.

Walk	-----
Jog	- - - - -
Extended Jog	— — —
Lope	—————
Lead Change	
Back	
Marker	(B)

[WH/Youth\_Am]

Pattern Provided by:

*Holly Hover*

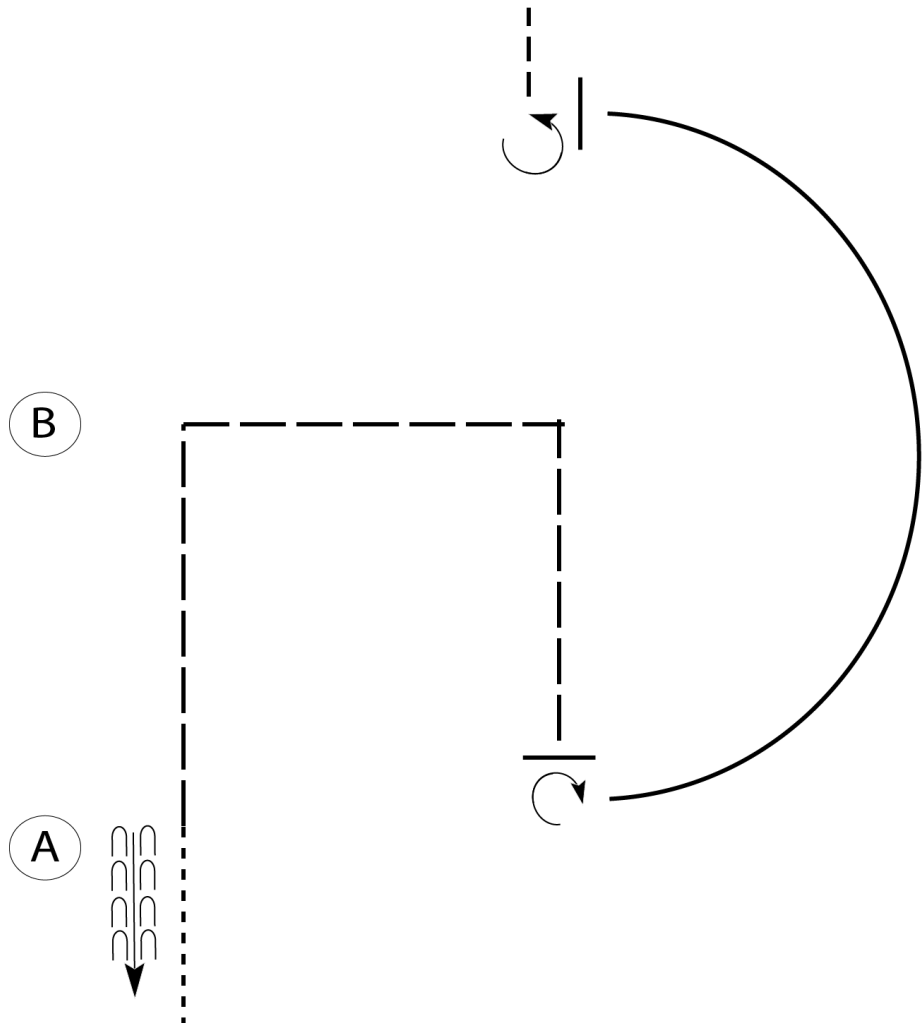
# 2021

## HORSEMANSHIP (Youth 13 and under...All Level 1...Rookie)

Show Date:

w w w . H o r s e S h o w P a t t e r n s . c o m

w w w . H o r s e S h o w P a t t e r n s . c o m



Be ready at A.

1. When acknowledged, back approximately one horse length and walk to A.
2. Extend jog 2 square corners and stop.
3. Perform a 270 degree turn to the right.
4. Continue and lope left lead 1/2 circle as shown.
5. Stop, 270 degree turn to the left and jog away.

Walk	-----
Jog	- - - - -
Extended Jog	— — — —
Lope	—————
Lead Change	
Back	
Marker	(B)

[WH/1]

Pattern Provided by:  
*Holly Hover*

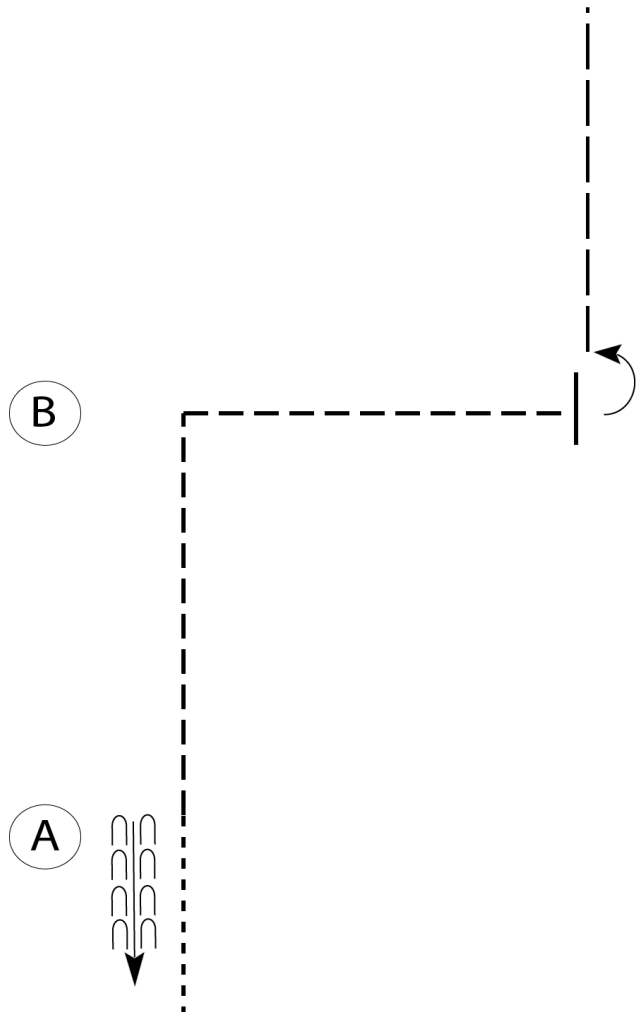
# 2021

## HORSEMANSHIP (Walk/Trot)

Show Date:

w w w . H o r s e S h o w P a t t e r n s . c o m

w w w . H o r s e S h o w P a t t e r n s . c o m



Be ready at A.

1. When acknowledged, back approximately one horse length and walk to A.
2. Jog 1 square corner as shown.
3. Stop, perform 1/4 turn left.
4. Extend jog away.

Walk	-----
Jog	- - - - -
Extended Jog	— — — —
Lope	
Lead Change	— / —
Back	← — — — —
Marker	(B)

[WH/Trot]

Pattern Provided by:

*Holly Hover*

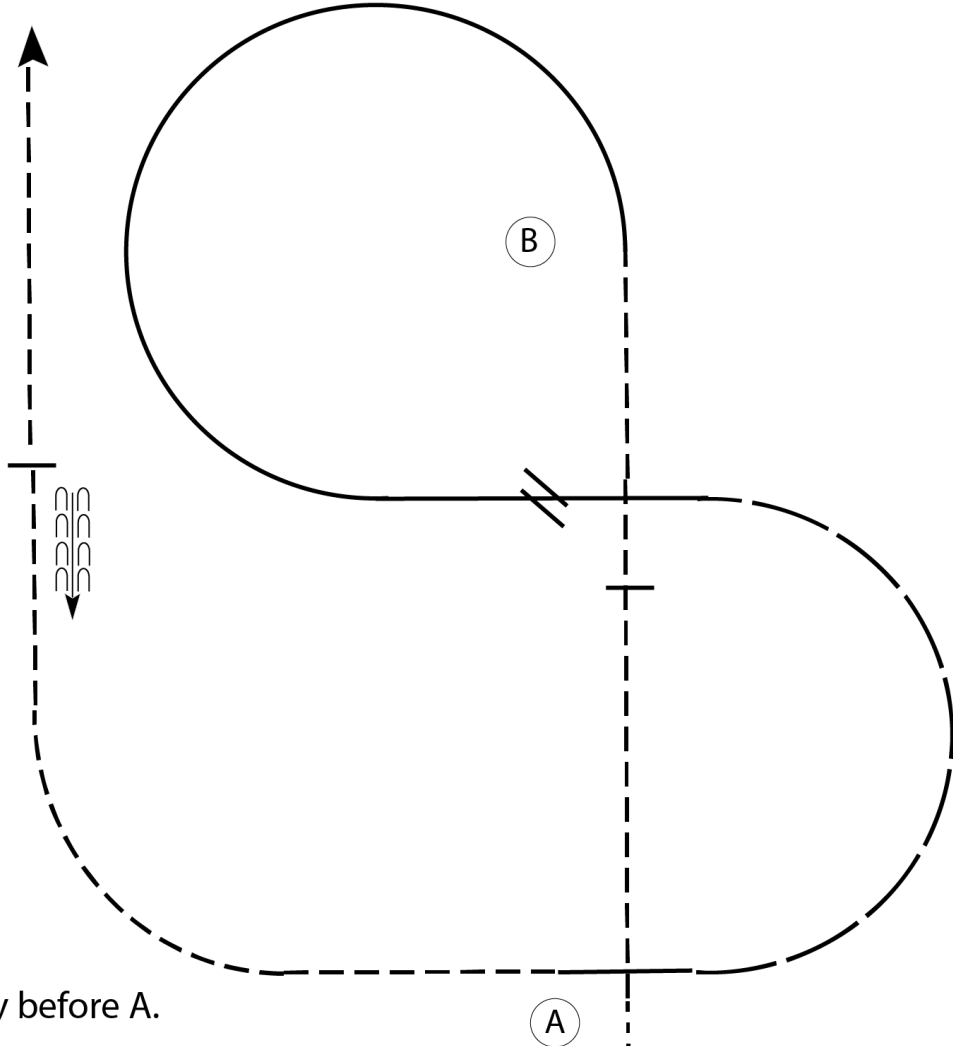
# 2021

## EQUITATION (Youth 14-18...Amateur...Select)

Show Date:

www.HorseShowPatterns.com

www.HorseShowPatterns.com



Be ready before A.

1. Walk to A. Left diagonal trot halfway to B.
2. Halt for 3 seconds. Right diagonal trot to B.
3. Left lead canter in circle to center of pattern.
4. Change leads.
5. Right lead canter a few strides then hand gallop in half circle until even with A.
6. Demonstrate a sitting trot for 3-4 strides then trot in a 2 point position around corner and halfway down line.
7. Halt and back approximately one horse length. Sitting trot to exit.

Walk	-----
Trot	- - - - -
Extended Trot	-----
Canter	—————
Leg Yield	
Lead Change	↘ ↙
Back	← ← ← ← ←
Marker	⊙
Sidepass	← →
Hand Gallop	—————

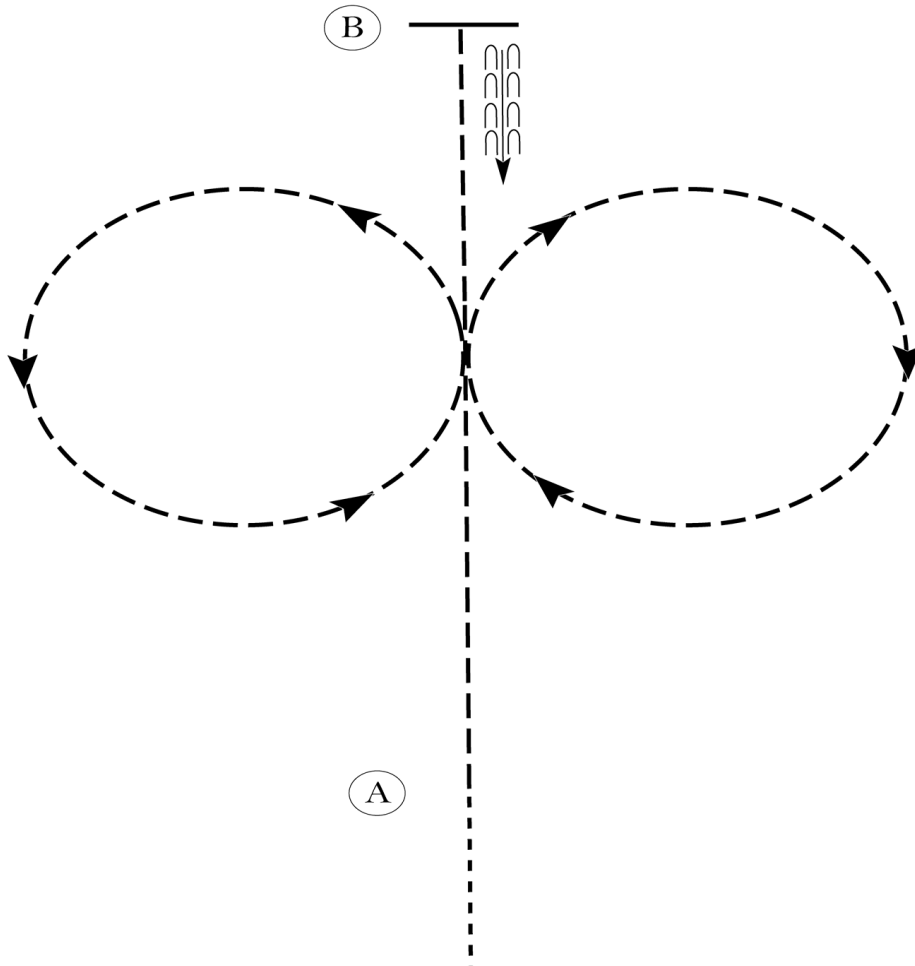
[HSE/3-83]

Pattern Provided by:  
*Holly Hover*

# 2021

## EQUITATION (Walk/Trot)

Show Date:



1. Walk to A.
2. At A sitting trot towards B.
3. When halfway to B posting trot circle to the right followed by a posting trot circle to the left.
4. Continue the posting trot to B.
5. At B stop and back approximately one horse length.

Walk	-----
Trot	- - - - -
Extended Trot	— — — —
Canter	—————
Leg Yield	
Lead Change	— / —
Back	←←←←←
Marker	Ⓚ
Sidepass	← — — — ←
Hand Gallop	— — — —

[HSE/WT-4]

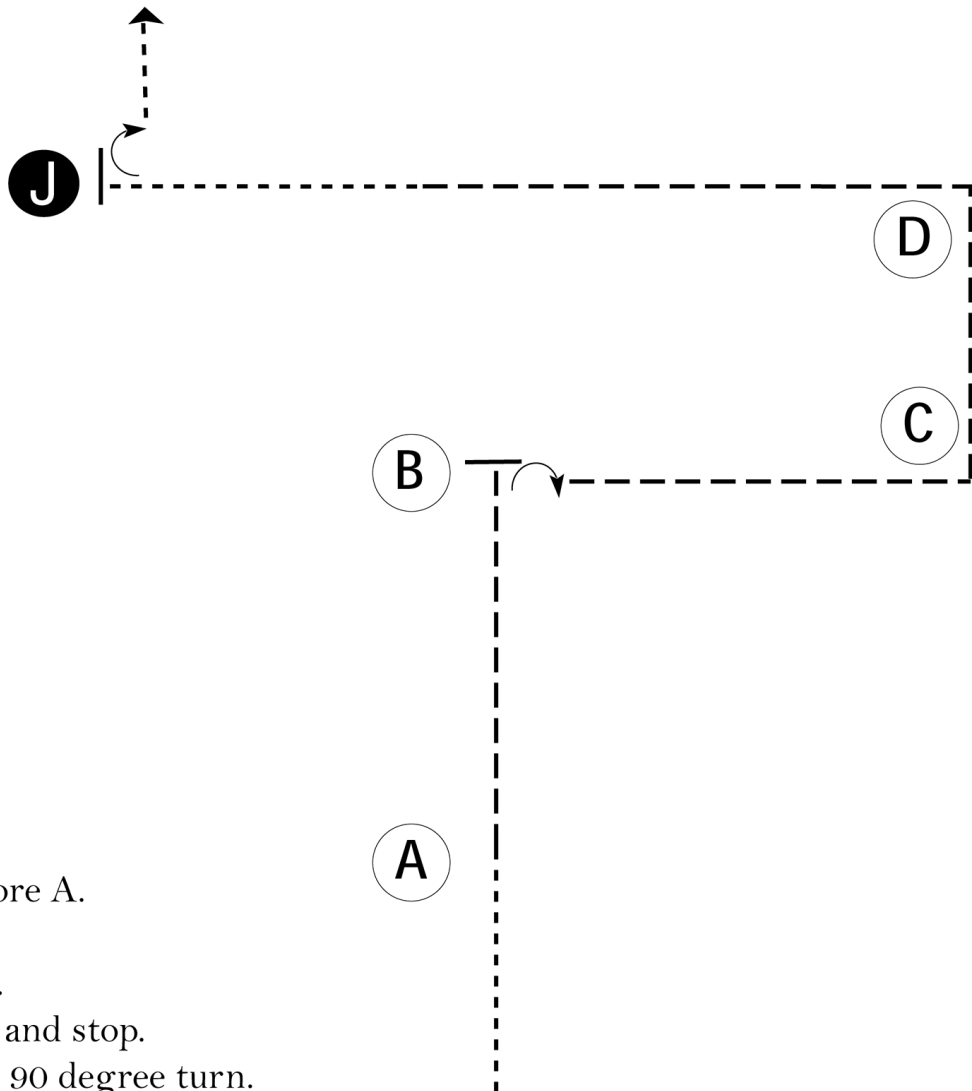
Pattern Provided by:

*Holly Hover*

# 2021

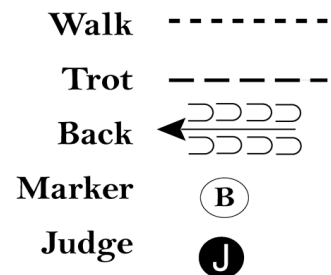
## SHOWMANSHIP (Walk/Trot)

Show Date:



Be ready before A.

1. Walk to A.
2. Trot to B and stop.
3. Perform a 90 degree turn.
4. Trot around C and D toward judge.
5. When even with B, break to a walk.
6. Walk to judge.
7. Stop and set up for inspection.
8. When dismissed, perform a 90 degree turn and walk straight away from judge.



Follow the instructions of your ring steward.

[S/1-49]

Pattern Provided by:

*Holly Hover*

w w w . H o r s e S h o w P a t t e r n s . c o m

w w w . H o r s e S h o w P a t t e r n s . c o m

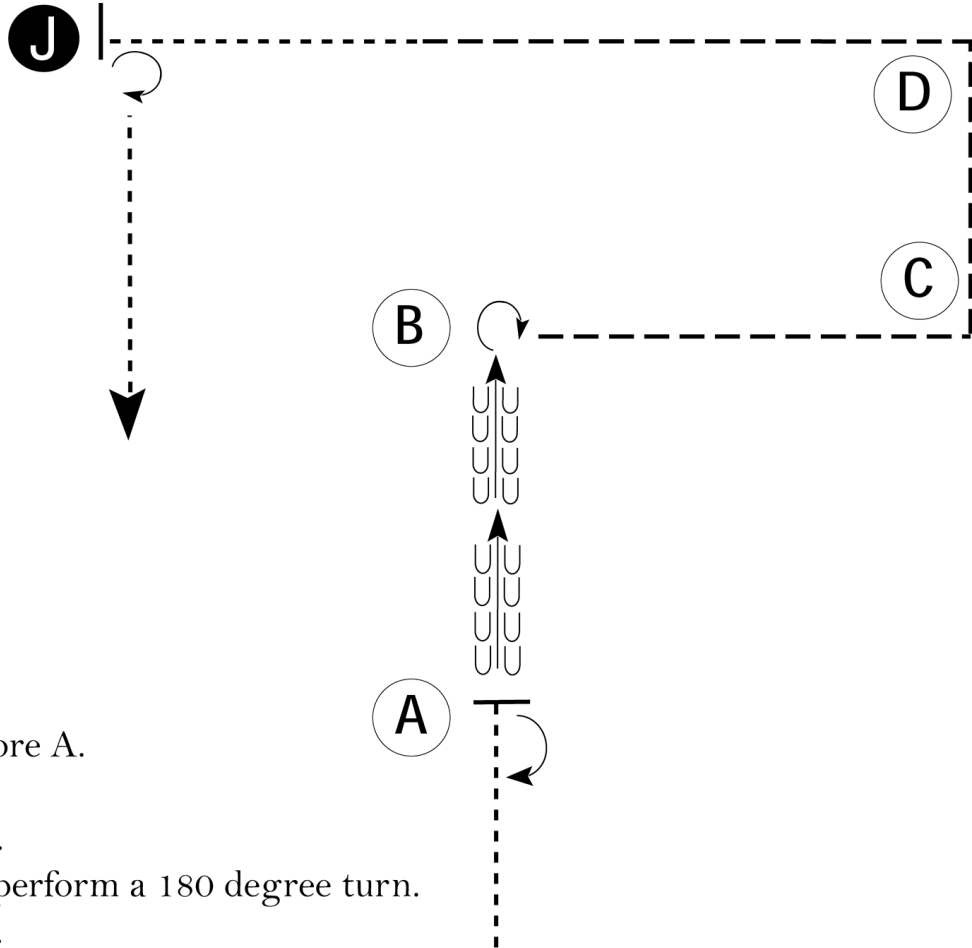
# 2021

## SHOWMANSHIP (Youth 13 and under...All Level 1...Rookie)

Show Date:

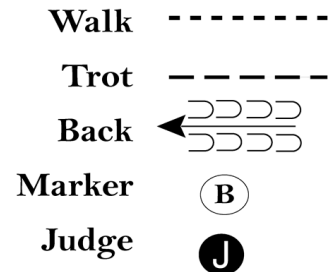
www.HorseShowPatterns.com

www.HorseShowPatterns.com



Be ready before A.

1. Walk to A.
2. Stop and perform a 180 degree turn.
3. Back to B.
4. Perform a 270 degree turn.
5. Trot square corners around C and D toward judge.
6. When even with B, break to a walk.
7. Walk to judge.
8. Stop and set up for inspection.
9. When dismissed, perform a 270 degree turn and walk straight away from judge.



Follow the instructions of your ring steward.

[S/2-49]

**Pattern Provided by:**

*Holly Hover*



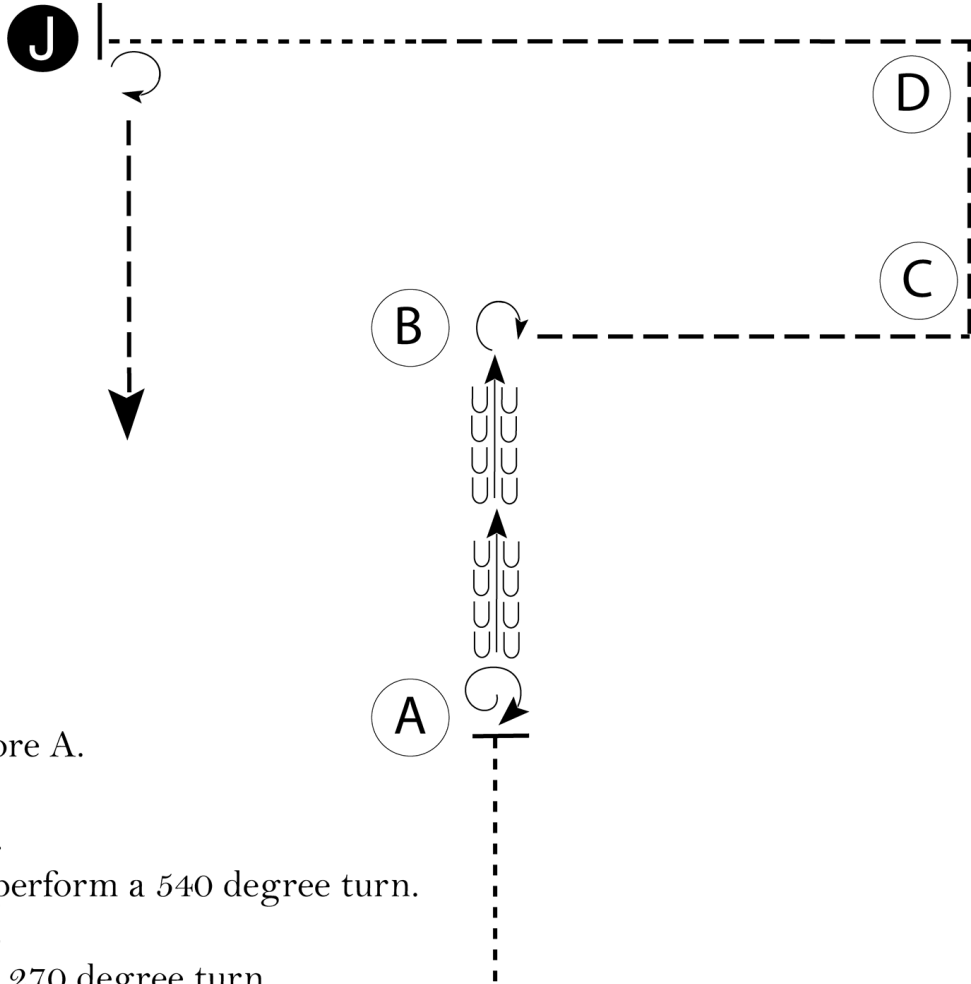
# 2021

## SHOWMANSHIP (Youth 14-18...Amateur...Select)

Show Date:

w w w . H o r s e S h o w P a t t e r n s . c o m

w w w . H o r s e S h o w P a t t e r n s . c o m



Be ready before A.

1. Walk to A.
2. Stop and perform a 540 degree turn.
3. Back to B.
4. Perform a 270 degree turn.
5. Trot square corners around C and D toward judge.
6. When even with B, break to a walk.
7. Walk to judge.
8. Stop and set up for inspection.
9. When dismissed, perform a 270 degree turn and trot straight away from judge.

- Walk      - - - - -  
 Trot      - . - . -  
 Back      ← — — — — —  
 Marker    ( B )  
 Judge     ( J )

Follow the instructions of your ring steward.

[S/3-49]

Pattern Provided by:

*Holly Hover*