



the  
**largest**  
product offering

1500 Series	2000 Series	2500/2600 Series	3000 Series	4000 Series
Trunnion Mounting	Trunnion Eye Mounting	Pin Eye Mounting	Trunnion Pin Ported	Pin-to-Pin Mounting



the  
**ultimate**

in hydraulic cylinder  
**performance**



Custom Hoists, Inc. offers telescoping cylinder models for every mounting configuration, including hydraulic pumps and wet kits.

- Broadest product offering in the industry
- Traditional head nut design and European designs
- Manufacturing locations in the U.S.A. and China
- Local inventory available

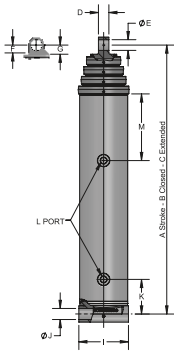
**CH** Custom  
Hoists, Inc.

**Standex**  
ESSENTIAL PRODUCTS FOR YOUR WORLD

Ph: 419-368-4721 | 800-837-4668 • Fax: 419-368-4209 | 800-224-6478  
www.customhoists.com

# Popular Dump Cylinder Models

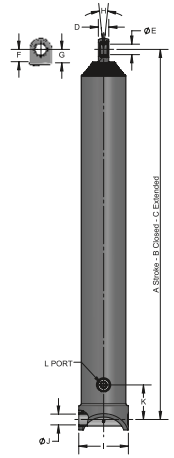
## Traditional Head Nut Design



### 4000 Series

MODEL NUMBER	STROKE		CLOSED LENGTH		EXTENDED LENGTH										STAGE SPECIFICATIONS										
	A		B		C		I		K		H		M		Pressure		1st		2nd		3rd		4th		5th
	in	mm	in	mm	in	mm	in	mm	in	mm	deg	in	mm	PSI	Bar	in/ Capacity lb	mm/kg	in/ Capacity lb	mm/kg	in/ Capacity lb	mm/kg	in/ Capacity lb	mm/kg	in/ Capacity lb	mm/kg
73-4500-110	108.93	2767	49.88	1267	158.81	4034	8.63	219	6.56	167	na	12.00	305	2500	172	7/96212	178/43641	6/70686	152/32063	5/49088	127/22266				
73-4500-127	126.19	3205	55.12	1400	181.31	4605	8.63	219	6.56	167	na	12.00	305	2500	172	7/96212	178/43641	6/70686	152/32063	5/49088	127/22266				
84-4466-148	145.00	3683	51.50	1308	196.50	4991	9.50	241	6.63	168	na	12.75	324	2000	138	8/100531	203/45600	7/76969	178/34913	6/56549	152/25650	5/39270	127/17813		
85-4402-220	218.62	5553	59.88	1521	278.50	7074	9.50	241	6.63	168	na	12.75	324	2000	138	8/100531	203/45600	7/76969	178/34913	6/56549	152/25650	5/39270	127/17813	4/25133	102/11400
95-4507-220	219.62	5578	60.88	1546	280.50	7125	10.69	271	13.56	344	na	12.75	324	2000	138	9.12/130650	232/59262	8/100531	203/45600	7/76969	178/34913	6/56549	152/25650	5/39270	127/17813

- \* D = 2.00" (51mm)
- \* E = 2.06" (52mm)
- \* F = 1.50" (38mm)
- \* G = 1.75" (44mm)
- \* J = 2.13" (54mm)
- \* L = 1" NPT

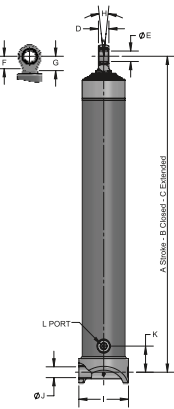


### 2600 Series

MODEL NUMBER	STROKE		CLOSED LENGTH		EXTENDED LENGTH										STAGE SPECIFICATIONS											
	A		B		C		D		F		I		K		Pressure		1st		2nd		3rd		4th		5th	
	in	mm	in	mm	in	mm	in	mm	in	mm	in	mm	in	mm	PSI	Bar	in/ Capacity lb	mm/kg	in/ Capacity lb	mm/kg	in/ Capacity lb	mm/kg	in/ Capacity lb	mm/kg	in/ Capacity lb	mm/kg
1503-2601-2755	107.00	2718	50.50	1283	157.50	4001	1.63	41	2.19	56	8.63	219	12.99	330	3625	250	5.86/97767	149/44346	5.08/73473	129/33327	4.33/53379	110/24212				
1503-2601-3226	126.50	3213	57.00	1448	183.50	4661	1.63	41	2.19	56	8.63	219	12.99	330	3625	250	5.86/97767	149/44346	5.08/73473	129/33327	4.33/53379	110/24212				
1904-2601-3760	147.75	3753	52.00	1321	199.75	5074	2.00	51	2.38	60	9.50	241	5.00	127	2756	190	7.52/122407	191/55523	6.65/95722	169/43419	5.86/74330	149/33716	5.08/55859	129/25337		
1905-2601-5780	227.88	5788	60.75	1543	288.63	7331	1.63	41	2.19	56	9.50	241	6.69	170	2756	190	7.52/122407	191/55523	6.65/95722	169/43419	5.86/74330	149/33716	5.08/55859	129/25337	4.33/40583	110/18408
2155-2601-5588	220.00	5588	60.13	1527	280.13	7115	2.00	51	2.38	60	10.63	270	6.57	167	2756	190	8.42/153459	214/69608	7.52/122407	191/55523	6.65/95722	169/43419	5.86/74330	149/33716	5.08/55859	129/25337

- \* E 2.00" (51mm)
- \* J 2.06" (52mm)
- \* G 2.75" (70mm)
- \* L 1" NPT
- \* M n/a

## European Design



### 2500 Series

MODEL NUMBER	STROKE		CLOSED LENGTH		EXTENDED LENGTH										STAGE SPECIFICATIONS											
	A		B		C		D		F		I		K		Pressure		1st		2nd		3rd		4th		5th	
	in	mm	in	mm	in	mm	in	mm	in	mm	in	mm	in	mm	PSI	Bar	in/ Capacity lb	mm/kg	in/ Capacity lb	mm/kg	in/ Capacity lb	mm/kg	in/ Capacity lb	mm/kg	in/ Capacity lb	mm/kg
1623-2504-2755	107.00	2718	50.50	1283	157.50	4001	1.63	41	2.19	56	8.63	219	12.99	330	2756	190	6.38/87969	162/39902	5.50/65478	140/29700	4.75/48838	121/22152				
1623-2504-3226	126.50	3213	57.00	1448	183.50	4661	1.63	41	2.19	56	8.63	219	12.99	330	2756	190	6.38/87969	162/39902	5.50/65478	140/29700	4.75/48838	121/22152				
1854-2508-3760	147.75	3753	52.00	1321	199.75	5074	2.00	51	2.38	60	9.50	241	5.00	127	3480	240	7.25/143663	184/65165	6.38/111079	162/50384	5.50/82679	140/37503	4.75/61668	121/27972		
1855-2514-5780	227.88	5788	60.75	1543	288.63	7331	1.63	41	2.19	56	9.50	241	6.69	170	2755	190	7.25/113734	184/51589	6.38/87937	162/39888	5.50/65454	140/29690	4.75/48820	121/22144	4/34620	102/15704
2075-2505-5588	220.00	5588	60.13	1527	280.13	7115	2.00	51	2.38	60	10.63	270	6.57	167	2000	138	8.12/103570	206/46978	7.25/82565	184/37451	6.38/63838	162/28957	5.50/47517	140/21553	4.75/35441	121/16076

- \* E 2.00" (51mm)
- \* J 2.06" (52mm)
- \* G 2.75" (70mm)
- \* L 1" NPT
- \* M n/a
- \* H 12 Deg

## Lightweight European Design



If you require a cylinder that is not listed, please inquire. We have hundreds of cylinder designs for virtually every application. Contact us today to learn how we can help meet your hydraulic and pneumatic cylinder needs.

Ph: 419-368-4721 | 800-837-4668 ■ Fax: 419-368-4209 | 800-224-6478 ■ [www.customhoists.com](http://www.customhoists.com)