

20



20

BELGARD®
PAVES THE WAY



A RICH HISTORY OF GROWTH



1995

BELGARD BRAND ESTABLISHED



1999

SIERRA FOUNDED



1997

CPM ACQUIRED



1995

SUPERLITE, JEWELL & MILLER ACQUIRED



1987

ADAMS ACQUIRED



1978

ENTRY INTO THE AMERICAS
Amcor/Oldcastle Founded



1970

THE BEGINNING
Roadstone merged with Cement Limited



1970

1980

1990

FROM HUMBLE BEGINNINGS, BELGARD IS PROUD TO CELEBRATE 25 YEARS OF LEADING THE HARDSCAPES INDUSTRY.


Our story begins in the 1970s with a focus on innovation and providing customers with exceptional products and services. We grew by partnering with and acquiring small family businesses across North America, each addition enriching our brand and building a legacy of entrepreneurship and commitment through our local representation.

Belgard's rich heritage guides us still today as we remain focused on innovation and excellence for our customers. We have and will continue to Pave the Way for the industry – for the next 25 years and beyond.

PRODUCT INNOVATIONS



DIAMOND WALL
First rear lip system



DUBLIN
First multi-piece system on a pallet



CELTIK WALL
First wall system with in-line process



POLYSAND
First hardening joint sand

2000

2001
ENTRY INTO CANADIAN MARKET
Permacon acquired

2002
ANCHOR CONCRETE ACQUIRED

2003
NORTHFIELD, COASTAL & GMS ACQUIRED

2004
STOCKTON & BONNER SPRINGS FOUNDED

2013
EXPOCRETE ACQUIRED

2015
ANCHOR BLOCK/ ANCHOR WALL ACQUIRED
ENGINEERED SOLUTIONS BY
ANCHORTM
WALL SYSTEMS

2016
TECHNISEAL ACQUIRED
Techniseal[®]
Protect and Beautify

2000

2010



ARBEL
First interlocking random stone paver



LAFITT RUSTIC SLAB
Large scale slab using 3D scanned surfaces



TANDEM SYSTEM
Innovative & patented system allowing the use of decorative veneers on structural wall units



ELEMENTS COLLECTION INTRODUCED
Pre-built modules offer faster installs & cost-efficiency



TANDEM MODULAR BLOCK
Evolution of the Tandem platform, simplifying the structural units to a single unit



COLOR TECHNOLOGY
Revolutionary strides towards vibrant, lasting color and reproducing the look of all types of materials

INTRODUCING COLLECTIONS



44

PAVERS

METROPOLITAN

Catalina Grana® p. 44
Lafitt® Grana Slab p. 46
Melville™ Plank p. 48
Modulne Series® p. 50

NATURAL

Avalon Slate p. 52
Lafitt® Rustic Slab p. 54
Mega-Arbel® p. 56
Mega-Lafitt® p. 58
Mega-Libre® p. 60

HERITAGE

Belgian Cobble® p. 62
Dublin Cobble® p. 64

LEGACY

Cambridge Cobble® p. 66
Holland Stone p. 68
Old World Paver™ p. 69

ENVIRONMENTAL

Aqua Dublin p. 70
Aqualine™ p. 71
Urbana® Stone p. 72

PORCELAIN

Ardesie p. 74
Blue.s p. 76
Glocal p. 78
Lagoon p. 80
Na.me p. 82
Noon p. 84
Quarziti 2.0 p. 86
Silverlake p. 88
Sundeck p. 90
Verona™ p. 92



108

WALLS

METROPOLITAN

Melville Tandem™ p. 96
Melville™ Wall p. 98

NATURAL

Ashlar Tandem™ p. 100
Belair Wall® 2.0 p. 102

HERITAGE

Castlemanor® p. 104
Shelton Wall™ p. 106
Weston Stone™ p. 108

LEGACY

Highland Stone® p. 110
Sterling® p. 112



118

FIRE FEATURES

NATURAL

Bordeaux™ Series p. 116
Bristol™ Series p. 118

HERITAGE

Brighton™ Series p. 120
Weston Stone™ Fire Pit Kit p. 122
Weston Stone™ Kits p. 123



128

ACCESSORIES

METROPOLITAN

Laguna™ Coping p. 126
Melville™ Curb p. 127

NATURAL

Anglia Edger® p. 128

LEGACY

Marina™ Coping p. 129

PORCELAIN

Unico p. 130
Porcelain Veneer p. 132

6 UNIQUE LOOKS TO FIT ANY STYLE

Introducing Collections by Belgard®, a simple, straightforward way to navigate our product offerings. Sorted by texture, each collection is a sampling of products that look great together no matter the application.

HERITAGE
Antiqued. Tumbled.

PORCELAIN
Porcelain products.

NATURAL
Look of slate and worn stone.
Sculpted.

LEGACY
Soft edges. Split face.
Accent pieces.

METROPOLITAN
Smooth finish. Straight lines.


ENVIRONMENTAL
Permeable products.




OTHER RESOURCES

Styles and Trends.....	p. 4
Inspiration.....	p. 24
Lighting Solutions.....	p. 134
Paver Care.....	p. 138
Product Specifications.....	p. 140

NOTE: Belgard® cannot guarantee printed color swatches will match actual product. All colors shown are approximate representations of the standard product. Actual colors may vary slightly due to batch variances and environmental conditions at time of photography. Actual sizes may vary by region. Please contact your local Belgard representative for accurate samples, availability and pricing.



MIX, MATCH & MORE WITH *COLLECTIONS*



METROPOLITAN

Smooth finish. Straight lines.

NATURAL

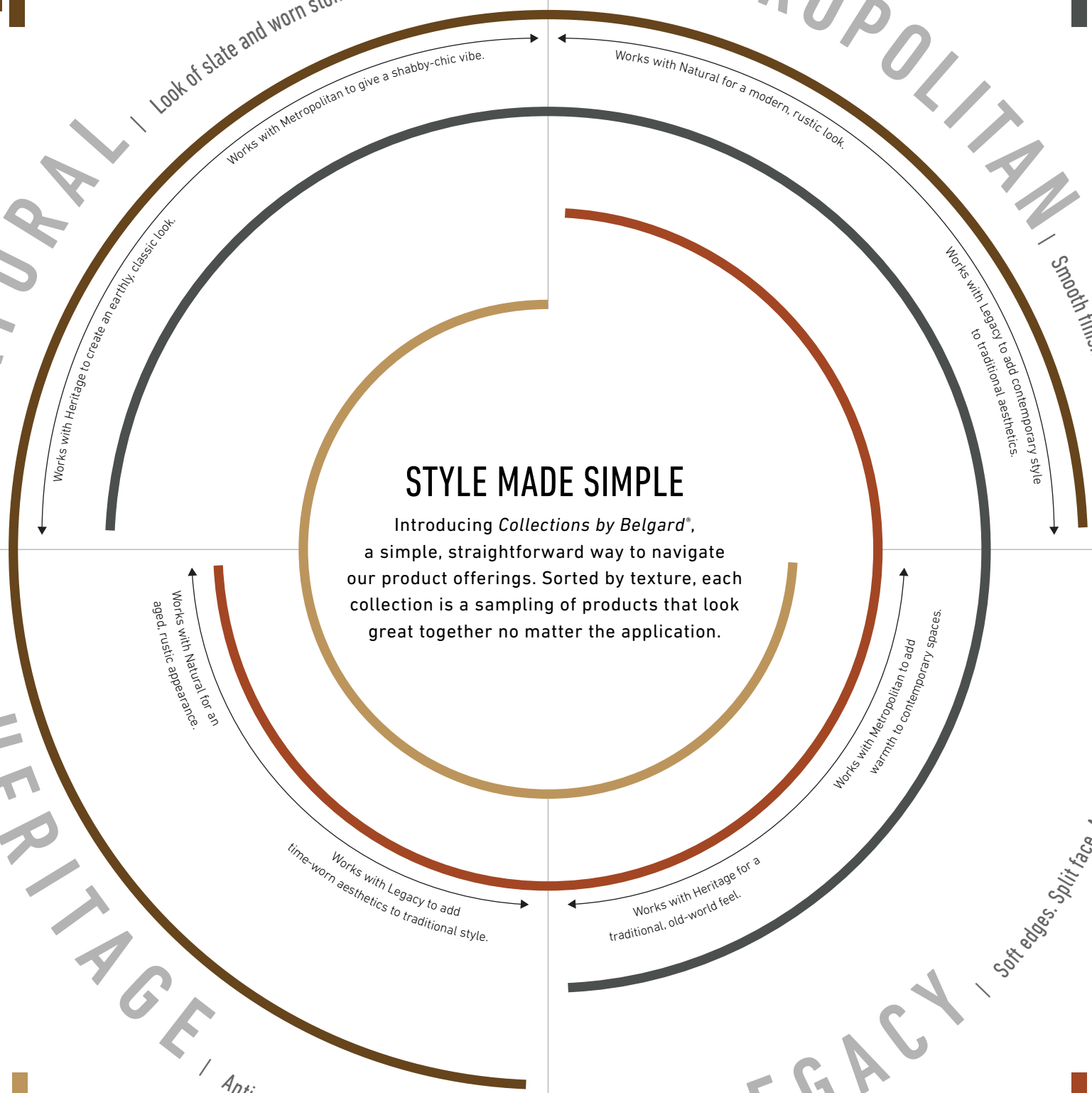
Look of slate and worn stone. Sculpted.

HERITAGE

Antiqued. Tumbled.

LEGACY

Soft edges. Split face. Accent pieces.



STYLE MADE SIMPLE

Introducing *Collections by Belgard®*,
 a simple, straightforward way to navigate
 our product offerings. Sorted by texture, each
 collection is a sampling of products that look
 great together no matter the application.

Works with Heritage to create an earthy, classic look.

Works with Metropolitan to give a shabby-chic vibe.

Works with Natural for a modern, rustic look.

Works with Legacy to add contemporary style to traditional aesthetics.

Works with Natural for an aged, rustic appearance.


Works with Legacy to add time-worn aesthetics to traditional style.

Works with Heritage for a traditional, old-world feel.

Works with Metropolitan to add warmth to contemporary spaces.







ESCAPE TO YOUR BACKYARD

Today's outdoor spaces are more dynamic than ever, designed to complement the way you live and your aesthetic.

Whether it be a chic lounge area for entertaining, a green-filled hideaway that amplifies your connection with nature, or a clean & minimal space for family fun the Outdoor Roomscape is your gateway to paradise at home.


LEFT: DUBLIN COBBLE

ABOVE: ARDESIE PORCELAIN
PAVER IN VULCAN



Bring together natural aesthetics with a modern feel. The irregular edge of the plank pavers allows for a modern twist on biophilic design.

PICTURED: MEGA-LAFITT &
MODULINE IN GRAPHITE



SIMPLIFY *to* BEAUTIFY

DO MORE WITH LESS

Design doesn't have to be loud to make a big impact. The "less is more" philosophy sharpens the focus on what really matters in your design.

A backyard with a view needs only two chairs by the fire to complete a rustic design that coincides with nature.

Using a pop of color around your front walkway, like a bright colored door, is a little change that adds big curb appeal.

Keeping landscaping simple not only reduces the amount of time a homeowner spends on yardwork but also places focus on their investment.



RIGHT: LAFITT PAVER & WESTON STONE FIRE PIT





TOP: CATALINA GRANA
BOTTOM: DIAMOND 9D & DUBLIN COBBLE




NATURAL CONNECTION

ENTANGLEMENT WITH NATURE

In the ever-expanding age of technology, many rising trends center on the health benefits of incorporating design elements that help keep us connected with the natural world. This can be done both texturally and by integrating organic elements like water, fire, wood or plant life into the hardscape design.

LEFT: CATALINA GRANA IN BELLA





NATURAL CONNECTION CONTEMPORARY FOCUS


Intertwining the natural and built environments can soften a contemporary look and create a sense of wellbeing.



LEFT: CATALINA GRANA IN TOSCANA & 6 X 9 BORDER IN LINEN

TOP RIGHT: BELAIR WALL 2.0 IN TOSCANA

L-R: BELGIAN COBBLE IN GRAPHITE & LAFITT GRANA SLAB IN VICTORIAN; ASHLAR TANDEM WALL; NOON PORCELAIN PAVER IN EMBER






LIVE LIFE IN COLOR



INTRODUCING BELGARD'S COLOR OF THE YEAR

Accents of **Terrarium** complement the full range of Belgard colorations — whether on an urban rooftop or at a rural retreat, a suburban backyard or a seaside terrace. Signifying growth, vitality, and renewal, hints of this green in accents and decor help create your biophilic paradise at home.



OPPOSITE
AVALON SLATE


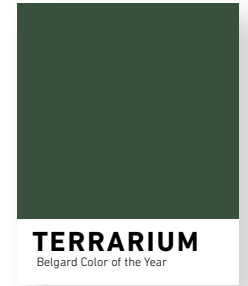
MIDDLE
CATALINA GRANA IN TOSCANA
WITH GRAPHITE BORDER

RIGHT
NOON PORCELAIN PAVER IN DAYLIGHT



COLOR

Belgard's color of the year, **Terrarium** is a powerfully rejuvenating hue that amplifies and enhances our connection to the natural environments around us.



TEXTURE

Texture plays an integral role in outdoor living design. The textures chosen can add a dimensional aspect, a time-worn aesthetic or an element of sophistication.



SLATE / RUSTIC




SCULPTED



COBBLED



DIMPLED



SMOOTH / GRANA



STANDARD



DISTRESSED



TUMBLED

SCALE

Depending on the design goals, the shape and size of a paver can help make an outdoor space look more cozy, more open and contemporary, or more in harmony with the surrounding environment.

4" X 8"
HOLLAND STONE



5" X 11³/₁₆"
MELVILLE™ PLANK



6" X 12"
CATALINA*



15⁵/₁₆" X 11³/₁₆"
MEGA-ARBEL*



15¹/₄" X 23³/₁₆"
TURFSTONE*





ARTISAN FINISHES

PREMIUM FINISHES TO MAKE YOUR SPACE TRULY YOUR OWN

Belgard offers three post-process finishes to create a one-of-a-kind look. Make new look time-worn or uncover colors hidden beneath the surface to open up a new level of design functionality.



PICTURED: CAMBRIDGE COBBLE - ANTIQUED

LOVE A PRODUCT BUT NOT THE COLOR?

We can create a unique look by combining textures and colors for a one of a kind outdoor living space. Contact your Belgard Representative for more details.



ANTIQUED
*WORN, TUMBLED,
WEATHERED*




SHOT BLAST
*TEXTURED, UNIQUE
COLOR PATTERNS*



GROUND FACE
*SMOOTH, VISIBLE
AGGREGATES*

PRODUCT	ANTIQUED	SHOT BLAST	GROUND FACE
AQUALINE		•	•
AVALON SLATE	•		
MARINA COPING	•	•	
CAMBRIDGE COBBLE	•		
CATALINA GRANA	•	•	•
AQUA DUBLIN	•	•	•
HOLLAND STONE	•	•	•
LAFITT GRANA SLAB			•
MEGA-LAFITT GRANA			•
MODULINE SERIES		•	•
MELVILLE PLANK		•	•



PICTURED: MODULINE SERIES - SHOT BLAST

GREAT *is in the*
DETAILS



THIS *or* THAT



SUBTLE CONTRAST Use a monotone color scheme with perpendicular borders.



BOLD CONTRAST Different colors, shapes and sizes make for eye-catching design.



WORK WITH NATURE Follow the landscape and allow for nature to guide you.



MAKE NATURE WORK WITH YOU Decide where you want the natural world to break through.



GO SMOOTH Pick a smooth texture for a modern aesthetic and use color to create contrast.



MIX IT UP Add visual and tactile interest by mixing textures and colors.

TOP L-R: CAMBRIDGE COBBLE, HOLLAND STONE & CAMBRIDGE COBBLE **MIDDLE L-R:** AVALON SLATE, LAFITT PAVER, HOLLAND STONE (BORDER) & OLD WORLD PAVER (INLAY) **BOTTOM L-R:** CATALINA GRANA & HOLLAND STONE IN GRAPHITE, MEGA-LAFITT & MELVILLE PLANK SLIM IN GRAPHITE



OPPOSITE: WESTON STONE WALL IN VICTORIAN, LAFITT RUSTIC SLAB IN VICTORIAN & BRISTOL SERIES FIREPLACE

PLAY OUTSIDE THE BOX

Outdoor games like croquet and horseshoes have been garden party staples for generations. A contractor brought this entertaining space to life with a personal putting green.



BELOW: CAMBRIDGE COBBLE, QUARZITI 2.0 PORCELAIN PAVER IN WATERFALL & UNICO PORCELAIN COPING IN RIVER





UNIQUELY YOU

IF YOU CAN DREAM
IT, YOU CAN DO IT
WITH BELGARD

Your home is a reflection of your deepest self, where you can be you regardless of what's happening beyond your property line. Make a statement or simply make your space feel more like home with Belgard products and a Belgard Authorized Contractor.



LEFT: MEGA-ARBEL



CASUAL COASTAL RETREAT

When you step into the HGTV® Dream Home 2020, you're on "island time." Set on the South Carolina Lowcountry of Hilton Head Island, the shady pines and proximity to the sea played as inspiration for the exterior with coastal blues, rustic browns and sandy tans.

Designed to embrace the marshfront backdrop, the home offers an abundance of outdoor living space. The expansive backyard boasts marshland views with all the splendor of a Gatsby soiree.



RIGHT: MELVILLE PLANK IN FOUNDRY & GRAPHITE

BELOW: ASHLAR TANDEM & QUARZITI 2.0
PORCELAIN PAVER IN RIVER

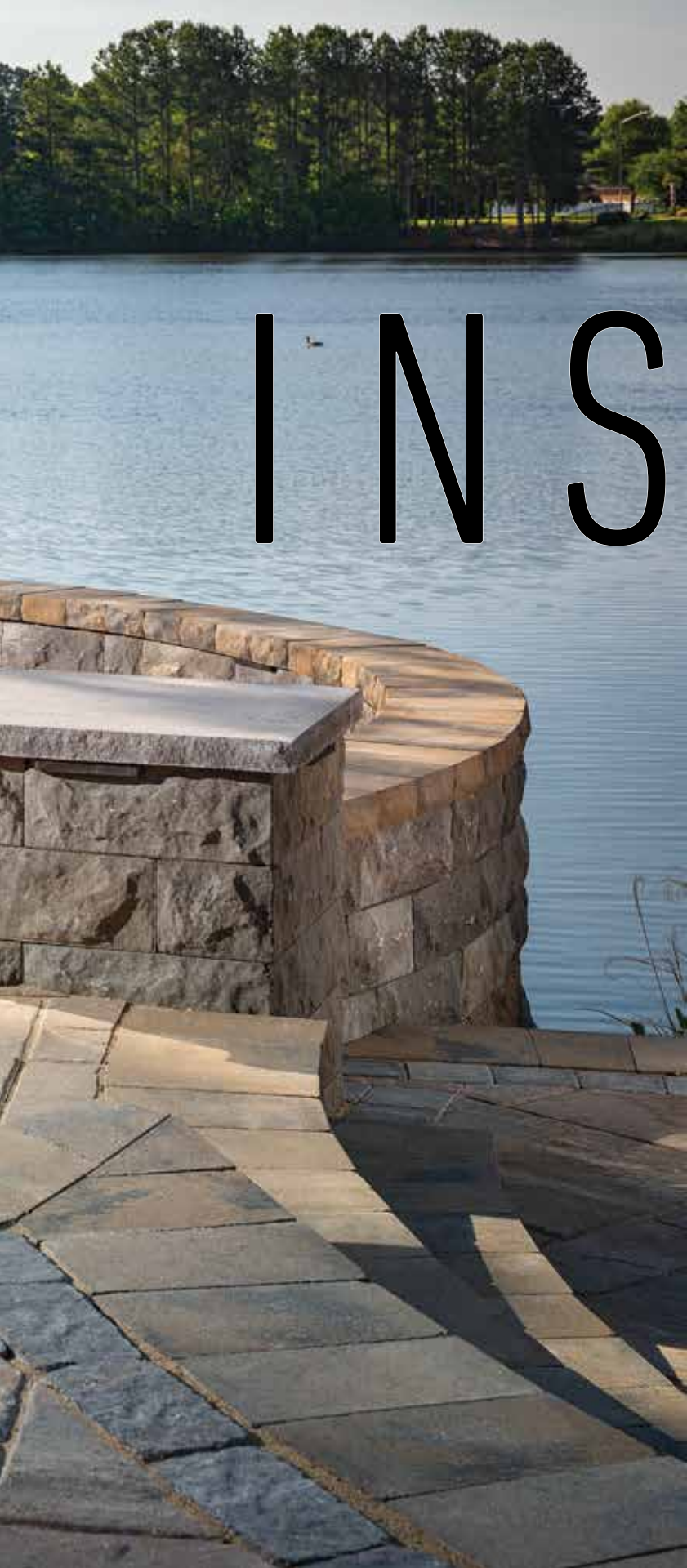
SPONSORING *the* DREAM *since 2016*



HGTV, HGTV Dream Home, HGTV Dream Home Giveaway and their associated logos are trademarks of Scripps Networks, LLC.
Photos © 2016-2019 Scripps Networks, LLC. Used with permission; all rights reserved."








INSPIRE

OUTDOOR OASIS
DREAM DECK
PERFECT PATIO

The primary goal in designing an outdoor living room is to create a space that invites you to spend time outdoors. Whether you enjoy entertaining large groups or prefer an intimate space for curling up with a good book, you bring life outside.

WE'LL PAVE
THE WAY

LEFT: BELAIR WALL 2.0 & CAP, CUSTOM FIRE PIT,
LAFITT RUSTIC SLAB, AVALON SLATE INLAY IN
GRAPHITE, BELGIAN COBBLE IN GRAPHITE





MAKE A SPLASH

PAVERS COPING WALLS

Whether bringing new life to an old pool or installing a new one, Belgard® pavers and wall products can help you create stunning poolscapes that go beyond the water's edge to connect all of your outdoor spaces into one flowing design.



OPPOSITE
LAFITT RUSTIC SLAB

TOP
QUARZITI 2.0 PORCELAIN PAVER IN GLACIER

BOTTOM
URBANA STONE



TOP
LAFITT GRANA SLAB

OPPOSITE
BELAIR WALL 2.0
CATALINA GRANA
HOLLAND STONE BORDER







STYLE COLOR SHAPE & TEXTURE

With dozens of options to choose from, Belgard® pavers help you create walkways that not only transport you from one spot to the next, they become an outward expression of your sense of style.


OPPOSITE
LAFITT GRANA SLAB

TOP
QUARZITI 2.0 PORCELAIN PAVER

BOTTOM
URBANA STONE
MARINA COPING

WALK
THE LINE









OPPOSITE
MEGA-ARBEL IN VICTORIAN
AVALON SLATE IN GRAPHITE

ABOVE
CATALINA GRANA IN VICTORIAN





FIRE UP THE GRILL

GRILL SIZZLE SEAR

Whether you're looking to bake restaurant-worthy wood fired pizzas in your own brick oven or just throw some burgers on the grill, Belgard® helps you create an outdoor dining experience for the whole family to enjoy.

OPPOSITE
LAFITT RUSTIC SLAB
BELAIR WALL 2.0

TOP
BRISTOL SERIES GRILL ISLAND
CAMBRIDGE COBBLE

BOTTOM
BORDEAUX SERIES GRILL ISLAND





TOP
AVALON SLATE IN BELLA
WESTON STONE CUSTOM GRILL

OPPOSITE
LAFITT RUSTIC SLAB IN TOSCANA







TIMELESS STYLISH QUALITY

Belgard® hardscapes elevate your outdoor living space to new heights with colors and styles that are both trending and timeless. Manufactured to last, and backed by our limited lifetime guarantee, your outdoor retreat is made to last.

OPPOSITE
LAFITT RUSTIC SLAB
AVALON SLATE
WESTON STONE

TOP
WESTON STONE
BELAIR WALL 2.0 CAP

BOTTOM
HIGHLAND STONE
MARINA COPING
CATALINA GRANA

SET IT
IN STONE









OPPOSITE
LAFITT RUSTIC SLAB
CATALINA GRANA BORDER

ABOVE
HIGHLAND STONE
WESTON STONE CUSTOM WATER FEATURE
LAFITT GRANA SLAB



PAVERS



METROPOLITAN

- 44**
Catalina Grana®
- 46**
Lafitt® Grana Slab
- 48**
Melville™ Plank
- 50**
Moduline Series®

NATURAL

- 52**
Avalon Slate
- 54**
Lafitt® Rustic Slab
- 56**
Mega-Arbel®
- 58**
Mega-Lafitt®
- 60**
Mega-Libre®

LEGEND



METROPOLITAN



NATURAL



HERITAGE



LEGACY



ENVIRONMENTAL



PORCELAIN



PERMEABLE





*s l a t e
s m o o t h
t u m b l e d*

HERITAGE

- 62**
Belgian Cobble®
- 64**
Dublin Cobble®

LEGACY

- 66**
Cambridge Cobble®
- 68**
Holland Stone
- 69**
Old World Paver™

ENVIRONMENTAL

- 70**
Aqua Dublin
- 71**
Aqualine™
- 72**
Urbana® Stone

PORCELAIN

- 74**
Ardesie
- 76**
Blue.s
- 78**
Glocal
- 80**
Lagoon
- 82**
Na.me
- 84**
Noon
- 86**
Quarziti 2.0
- 88**
Silverlake
- 90**
Sundeck
- 92**
Verona™



CATALINA GRANA®

Bella



AUTUMN



RIVIERA



ASPEN



TOSCANA



BARCELONA



VICTORIAN



BELLA



GRAPHITE*

ML
MODERN
LINEAR
SMOOTH

3-PIECE SMALL | 60MM**



3 x 6 x 2 3/8



6 x 6 x 2 3/8



9 x 6 x 2 3/8



6 x 12 x 2 3/8



9 x 12 x 2 3/8



12 x 12 x 2 3/8



6 x 9 x 2 3/8

3-PIECE LARGE | 60MM

BORDER

Right: Victorian

**Graphite only available in 6x9*

***3-Piece small only available in Bella, Toscana and Victorian*

PLEASE SEE PAGE 156 REGARDING CALIFORNIA'S PROPOSITION 65







LAFITT®

GRANA SLAB

Riviera with Cambridge Cobble inlay in Graphite



ASPEN



BELLA



RIVIERA



TOSCANA



VICTORIAN



MODERN
LIGHTWEIGHT
TAILORED

3-PIECE MODULAR | 50MM



7 1/2 x 15 x 2



15 x 15 x 2



15 x 22 1/2 x 2

PLEASE SEE PAGE 156 REGARDING CALIFORNIA'S PROPOSITION 65







MELVILLE™

PLANK

3-Piece Slim & Large in custom color



RIVIERA

TOSCANA

VICTORIAN

||
SLEEK
MODERN
LINEAR

Installed in HGTV's Dream Home 2020!



Belgard.com/DreamHome

3-PIECE SLIM | 60MM



5 x 11³/₁₆ x 2³/₈



5 x 15³/₄ x 2³/₈



5 x 19¹/₁₆ x 2³/₈



7¹/₂ x 11³/₁₆ x 2³/₈



7¹/₂ x 15³/₄ x 2³/₈



7¹/₂ x 19¹/₁₆ x 2³/₈

3-PIECE LARGE | 60MM

Right: 3-piece slim in custom color

PLEASE SEE PAGE 156 REGARDING CALIFORNIA'S PROPOSITION 65





MODULINE SERIES[®] SLAB

Victorian

NEW
NEW
NEW



ASPEN



FOUNDRY*



GRAPHITE*



LINEN*



RIVIERA



TOSCANA



VICTORIAN



VERSATILE
NATURAL
CONTEMPORARY

Right: Victorian

* Only available in 12 x 24 & 24 x 24

NOTE: For paving slab applications, some contractors prefer to pre-compact screeded bedding sand with a small plate compactor. If pre-compaction is done, care must be taken to leave no indentations in the bedding sand surface from the plate compactor. These can be removed by screeding the surface to create a thin layer (6 – 10mm) of uncompacted sand (also known as fluffing). Paving slabs do not interlock and therefore do not spread loads to their neighbors via joint sand. Given this condition, there is no requirement to force bedding sand into the bottom of the joints when compacting the units on uncompacted bedding sand, as is done with interlocking concrete pavers. Compacting large slab units could lead to unnecessary breakage, so many times contractors may choose to use a mallet to tamp the slabs into place once laid. Slabs do not meet the standard compressive and flexural strengths of interlocking concrete pavers, therefore, Belgard[®] will not be responsible for breakage to Moduline Slabs caused by compaction.

12 X 18 | 60MM

12 X 24 | 60MM

18 X 18 | 60MM

24 X 24 | 60MM




12 x 18 x 2 $\frac{3}{8}$



12 x 24 x 2 $\frac{3}{8}$



18 x 18 x 2 $\frac{3}{8}$



24 x 24 x 2 $\frac{3}{8}$

PLEASE SEE PAGE 156 REGARDING CALIFORNIA'S PROPOSITION 65





AVALON

SLATE


Custom color blend



ASPEN



RIVIERA



AUTUMN



TOSCANA



BELLA



VICTORIAN



GRAPHITE*



TEXTURED
MODULAR
VERSATILE

Installed in HGTV's Dream Home 2019



Belgard.com/DreamHome

3-PIECE SMALL | 60MM**



3 x 6 x 2³/₈




6 x 6 x 2³/₈




6 x 9 x 2³/₈



6 x 12 x 2³/₈



9 x 12 x 2³/₈



12 x 12 x 2³/₈



6 x 9 x 2³/₈

3-PIECE MEDIUM | 60MM

BORDER

*Right: Victorian with Weston Stone
fire pit & Highland Stone wall*

**Graphite only available in 6x9*

***3-Piece small only available
in Bella, Toscana and Victorian*

**PLEASE SEE PAGE 156 REGARDING
CALIFORNIA'S PROPOSITION 65**





LAFITT®

RUSTIC SLAB

Victorian



ASPEN



BELLA



RIVIERA



TOSCANA



VICTORIAN



CUT SLATE
LARGE-SCALE
DURABLE



DESIGN TIP


Large format pavers are a perfect complement to any home. Eliminating the border can give it a clean and modern feel.

See page 24 for more design ideas.


3-PIECE MODULAR | 50MM



7 1/2 x 15 x 2



15 x 15 x 2



15 x 22 1/2 x 2

Right: Victorian

PLEASE SEE PAGE 156 REGARDING CALIFORNIA'S PROPOSITION 65







MEGA-ARBEL®

Bella



BELLA



TOSCANA



VICTORIAN



ORGANIC
TEXTURED
RANDOM

60MM*

80MM**



15 $\frac{3}{8}$ x 21 x 2 $\frac{3}{8}$

15 $\frac{3}{8}$ x 21 x 3 $\frac{1}{8}$

Right: Toscana

**Patio Slab not recommended for driveway applications*

***Special Order*

Polymeric sand is recommended for this product

PLEASE SEE PAGE 156 REGARDING CALIFORNIA'S PROPOSITION 65





MEGA-LAFITT[®]

SPECIAL
ORDER

SLATE

Victorian



TOSCANA



VICTORIAN



MODULAR
TEXTURED
DURABLE

3-PIECE MODULAR | 80MM



5³/₁₆ x 10³/₈ x 3¹/₈



10³/₈ x 10³/₈ x 3¹/₈



15¹/₁₆ x 10³/₈ x 3¹/₈



15¹/₁₆ x 15¹/₁₆ x 3¹/₈

LARGE SQUARE

Right: Toscana

PLEASE SEE PAGE 156 REGARDING CALIFORNIA'S PROPOSITION 65





SPECIAL
ORDER

MEGA-LIBRE®


Toscana



ASPEN



TOSCANA



VICTORIAN



RANDOM
VIRTUAL JOINT
SEAMLESS

SMALL & LARGE UNIT | 60MM



15½ x 22 x 2¾



15½ x 30 x 2¾



Right: Victorian with custom fire pit


PLEASE SEE PAGE 156 REGARDING CALIFORNIA'S PROPOSITION 65





NEW BELGIAN COBBLE®

Graphite



GRAPHITE



RIVIERA

H
UNIQUE
MULTI-PIECE
HISTORIC

MULTI-PIECE | 60MM



Variable x 2 3/4

Right: Graphite with Catalina Grana pavers
& Bordeaux Series Fireplace

PLEASE SEE PAGE 156 REGARDING CALIFORNIA'S PROPOSITION 65







DUBLIN COBBLE®

Toscana



BELLA



TOSCANA



VICTORIAN



MODULAR
DISTRESSED
ELEGANT

3-PIECE MODULAR | 60MM




3 x 6 x 2 3/8



6 x 6 x 2 3/8



9 x 6 x 2 3/8



9 x 9 x 2 3/8

LARGE SQUARE

CIRCLE KIT*



5 7/8 x variable x 2 3/8



Right: Toscana

**Special order*

PLEASE SEE PAGE 156 REGARDING CALIFORNIA'S PROPOSITION 65





CAMBRIDGE COBBLE® & CIRCLE KIT



Toscana



AUTUMN



RIVIERA



BARCELONA



TOSCANA



BELLA



VICTORIAN



GRAPHITE*



CLASSIC
PILLOW TOP
SMOOTH

SQUARE | 60MM

RECTANGLE | 60MM

LG RECTANGLE | 60MM

CIRCLE KIT | 60MM**



6 x 6 x 2 $\frac{3}{8}$ "



6 x 9 x 2 $\frac{3}{8}$ "



9 x 12 x 2 $\frac{3}{8}$ "



6 x variable sizes

Right: Toscana with Holland Stone border

*Graphite only available in 6 x 9

**Call for availability

PLEASE SEE PAGE 156 REGARDING CALIFORNIA'S PROPOSITION 65







GRAPHITE



TOSCANA



VICTORIAN



CLASSIC
ACCENT
SMOOTH



HOLLAND STONE

Toscana with Belair Wall 2.0 & Cap

60MM



4 x 8 x 2 $\frac{3}{8}$

80MM*



4 x 8 x 3 $\frac{1}{8}$

**Special order*

PLEASE SEE PAGE 156 REGARDING CALIFORNIA'S PROPOSITION 65



SPECIAL
ORDER

OLD WORLD PAVER™

Victorian



TOSCANA



VICTORIAN



COBBLED
EUROPEAN
TIME-WORN

3-PIECE | 80MM



5 x 7¹/₁₆ x 3¹/₈



5 x 10¹/₄ x 3¹/₈



5 x 12¹³/₁₆ x 3¹/₈

Polymeric sand is recommended for this product.

Larger joints between pavers allow Old World Paver to be installed as a permeable paver option with proper base and joint material. Contact your Belgard® representative for more details.

PLEASE SEE PAGE 156 REGARDING CALIFORNIA'S PROPOSITION 65



TOSCANA

VICTORIAN



PERMEABLE
MULTI-PIECE
DURABLE

Learn more at Belgard.com/permeable



**SPECIAL
ORDER**

**AQUA
DUBLIN**


3-PIECE MODULAR | 80MM



$3\frac{1}{2} \times 6\frac{1}{16} \times 3\frac{1}{8}$



$6\frac{1}{16} \times 6\frac{1}{16} \times 3\frac{1}{8}$



$10\frac{1}{4} \times 6\frac{1}{16} \times 3\frac{1}{8}$



AQUALINE™

Toscana



TOSCANA



VICTORIAN



CLASSIC
PERMEABLE
TIMELESS

80MM



4½ x 9 x 3⅞

Also Available in Herringbone pattern for machine lay

Learn more at Belgard.com/permeable

PLEASE SEE PAGE 156 REGARDING CALIFORNIA'S PROPOSITION 65



URBANA[®]

STONE

Toscana



TOSCANA



VICTORIAN



CHISELED
ELEGANT
MODULAR

Installed in HGTV's Dream Home 2020!

HGTV
DREAM HOME
PROUD SPONSOR 2020

Belgard.com/DreamHome

3-PIECE MODULAR | 60MM*



4 x 8 x 2³/₈



8 x 8 x 2³/₈



12 x 8 x 2³/₈

LARGE SQUARE



12 x 12 x 2³/₈

Right: Custom Color

**80mm available as special order*

Polymeric sand is recommended for this product

Not suitable for driveway applications

PLEASE SEE PAGE 156 REGARDING CALIFORNIA'S PROPOSITION 65





ARDESIE

STONE FINISH

African Stone



AFRICAN STONE
AD 03 NAT - V4



BLACK REEF*
AD 04 NAT - V3



ISLAND
AD 02 NAT - V3



VULCAN*
AD 05 NAT - V3



DIVERSE
DURABLE
NATURAL



V1:
Uniform
appearance



V2:
Slight
variation



V3:
Moderate
variation



V4:
Substantial
variation

Right: Island

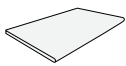
*Special order

24 X 24

UNICO



23.54 x 23.54 x 3/4



12.99 x 23.54 x 3/4

See page 130
for full product
information.



Spacers are recommended for all porcelain paver installations. For vehicular applications, there must be a mortar install over a concrete slab.

This product can be installed using elevated systems.

MIRAGE[®]
Porcelain.Design.Sustainability







SPECIAL
ORDER

BLUE.S

STONE FINISH

Core



EGO
BL 01 - V3



CORE
BL 02 - V3



SUBTLE
ELEGANT
REFINED



V1:
Uniform
appearance



V2:
Slight
variation



V3:
Moderate
variation



V4:
Substantial
variation

Right: Ego

24 X 24



23.54 x 23.54 x 3/4

36 X 36



35.35 x 35.35 x 3/4

48 X 48



47.17 x 47.17 x 3/4



Spacers are recommended for all porcelain paver installations. For vehicular applications, there must be a mortar install over a concrete slab.

This product can be installed using elevated systems.

MIRAGE[®]
Porcelain.Design.Sustainability





NEW


GLOCAL

CONCRETE FINISH


Perfect & Ideal




CLEAR
GC 01 NAT - V2




PERFECT
GC 02 NAT - V2



IDEAL*
GC 03 NAT - V2



TYPE*
GC 04 NAT - V2



CLASSIC*
GC 05 NAT - V2



ABSOLUTE
GC 06 NAT - V2



CHAMOIS
GC 08 NAT - V2



SMOOTH
INDUSTRIAL
MODERN



V1:
Uniform
appearance



V2:
Slight
variation



V3:
Moderate
variation



V4:
Substantial
variation

Right: Ideal


*Stocked in 24x48 and Unico, all other colors and sizes are special order

24 X 24



23.54 x 23.54 x 3/4

24 X 48



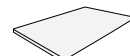
23.54 x 47.17 x 3/4

48 X 48



47.17 x 47.17 x 3/4

UNICO



12.99 x 23.54 x 3/4

See page 130
for full product
information.



Spacers are recommended for all porcelain paver installations. For vehicular applications, there must be a mortar install over a concrete slab.

This product can be installed using elevated systems.

MIRAGE[®]
Porcelain.Design.Sustainability





NEW

LAGOON

STONE FINISH

Moonbeam



MOONBEAM
LG 01 - V2



SANDSHELL*
LG 02 - V2




ATMOSPHERE*
LG 03 - V2



SHARKSKIN*
LG 04 - V2



CLOUDBURST
LG 05 - V2


CONTEMPORARY
ECLECTIC
NEUTRAL



V1:
Uniform
appearance



V2:
Slight
variation



V3:
Moderate
variation



V4:
Substantial
variation

Right: Moonbeam

*Special order

24 X 48



23.54 x 47.17 x 3/4



Spacers are recommended for all porcelain paver installations. For vehicular applications, there must be a mortar install over a concrete slab.

This product can be installed using elevated systems.

MIRAGE[®]
Porcelain.Design.Sustainability





Bourgogne



BOURGOGNE
NE 12 ST - V2

JURA BEIGE
NE 10 ST - V2



MODERN
HIGH-END
NATURAL



V1:
Uniform
appearance



V2:
Slight
variation



V3:
Moderate
variation



V4:
Substantial
variation

Right: Jura Beige

24 X 24



23.54 x 23.54 x 3/4



Spacers are recommended for all porcelain paver installations. For vehicular applications, there must be a mortar install over a concrete slab.

This product can be installed using elevated systems.

MIRAGE[®]
Porcelain.Design.Sustainability







NOON

WOOD FINISH

Honey



DAYLIGHT
NN 01 NAT - V4



EMBER
NN 02 NAT - V3



HONEY
NN 03 NAT - V3



ELEGANT
CONTEMPORARY
URBAN


Installed in HGTV's Dream Home 2019!

HGTV
DREAM HOME
PROUD SPONSOR 2019

Belgard.com/DreamHome

Right: Ember

8 X 48



7.80 x 47.17 x 3/4

12 X 48



11.73 x 47.17 x 3/4

UNICO



12.99 x 23.54 x 3/4

See page 130
for full product
information.



Spacers are recommended for all porcelain paver installations. For vehicular applications, there must be a mortar install over a concrete slab.

This product can be installed using elevated systems.

MIRAGE[®]
Porcelain.Design.Sustainability





QUARZITI

2.0

STONE FINISH

Glacier



GLACIER
QR 01
NAT - V3



MOUNTAINS
QR 02
NAT - V3




WATERFALL
QR 03
NAT - V3



MANTLE*
QR 05
NAT - V3



RIVER
QR 04
NAT - V3


MODULAR
IMPRESSIVE
VERSATILE



V1:
Uniform
appearance



V2:
Slight
variation



V3:
Moderate
variation



V4:
Substantial
variation

Right: Mountains

*Special order

12 X 24*



11.73 x 23.54 x 3/4

24 X 24



23.54 x 23.54 x 3/4

18 x 36*



17.64 x 35.35 x 3/4

24 X 48*



23.54 x 47.17 x 3/4

UNICO



12.99 x 23.54 x 3/4


See page 130
for full product
information.



Spacers are recommended for all porcelain paver installations. For vehicular applications, there must be a mortar install over a concrete slab.

This product can be installed using elevated systems.

MIRAGE[®]
Porcelain.Design.Sustainability



NEW

SILVERLAKE

STONE FINISH

Resia



BRAIES
SK 01 - V3



RESIA*
SK 02 - V3



MORITZ*
SK 03 - V3



NEMI
SK 04 - V3



MORO*
SK 05 - V3



ORSI
SK 06 - V3



ELEGANT
NEUTRAL
MODERN



V1:
Uniform
appearance



V2:
Slight
variation



V3:
Moderate
variation



V4:
Substantial
variation

Right: Orsi

*Special order

24 X 24

24 X 48



23.54 x 23.54 x 3/4



23.54 x 47.17 x 3/4



Spacers are recommended for all porcelain paver installations. For vehicular applications, there must be a mortar install over a concrete slab.

This product can be installed using elevated systems.

MIRAGE
Porcelain.Design.Sustainability



SUNDECK

WOOD FINISH

Spirit



ORIGIN
SD 01 RD - V2



SPIRIT
SD 03 RD - V2



RUGGED
WOODGRAIN
NATURAL



V1:
Uniform
appearance



V2:
Slight
variation



V3:
Moderate
variation



V4:
Substantial
variation

Right: Origin

12 X 48



11.73 x 47.17 x 3/4



Spacers are recommended for all porcelain paver installations. For vehicular applications, there must be a mortar install over a concrete slab.

This product can be installed using elevated systems.

MIRAGE[®]
Porcelain.Design.Sustainability





VERONA™

STONE FINISH

Platinum



BLUE STONE - V3



PLATINUM - V3



TAOS - V3



YUKON - V4



VERSATILE
CONTEMPORARY
NATURAL



V1:
Uniform
appearance



V2:
Slight
variation



V3:
Moderate
variation



V4:
Substantial
variation

Right: Blue Stone

24 X 24



23.54 x 23.54 x 3/4



Spacers are recommended for all porcelain paver installations. For vehicular applications, there must be a mortar install over a concrete slab.

This product can be installed using elevated systems.


MIRAGE®
Porcelain.Design.Sustainability







WALLS



LEGEND



METROPOLITAN





NATURAL



HERITAGE



LEGACY



METROPOLITAN

96
Melville Tandem™

98
Melville™ Wall

NATURAL

100
Ashlar Tandem™

102
Belair Wall® 2.0

HERITAGE

104
Castlemanor®

106
Shelton Wall™

108
Weston Stone™

LEGACY

110
Highland Stone®

112
Sterling®

*freestanding
retaining
garden*



Riviera



RIVIERA



TOSCANA




VICTORIAN



FREESTANDING / RETAINING
MULTI-PIECE
CONTEMPORARY
MODULAR

MELVILLE TANDEM UNITS 1, 2 & 3

7 x 13³/₁₆ x 2⁵/₁₆7 x 15¹/₁₆ x 2⁵/₁₆7 x 18⁷/₁₆ x 2⁵/₁₆

TANDEM CAP

3³/₄ x 24 x 15

MODULAR BLOCK

7¹/₁₆ x 7⁷/₁₆ x 7⁷/₁₆
(Connectors Included)See page 136
for full product
information.

U START BASE BLOCK*

3¹/₂ x 18⁷/₁₆ x 12*
(Sold Separately)Recommended for use with all
available wall block units. See page
136 for full product information.*Note: U Start Base Block actual
coverage length is 16¹/₁₆

Installed in HGTV's Dream Home 2020!


[Beldgard.com/DreamHome](http://Belgard.com/DreamHome)

Right: Riviera

PLEASE SEE PAGE 156 REGARDING CALIFORNIA'S PROPOSITION 65








MELVILLE™

WALL

Linen with Cap, Melville Plank Slim pavers & Catalina Border in Graphite



LINEN

RIVIERA

STONE




FREESTANDING / RETAINING

LINEAR
CONTEMPORARY
SMOOTH

WALL UNIT

CAP



4 x 20 x 10

2 x 20 x 13

For walls over 30 inches in height, soil reinforcement is generally necessary. A qualified engineer should be consulted for design and analysis of structures.

ENGINEERED SOLUTIONS BY
ANCHOR™
WALL SYSTEMS

Right: Linen

PLEASE SEE PAGE 156 REGARDING CALIFORNIA'S PROPOSITION 65







ASHLAR TANDEM™

Victorian



TOSCANA



VICTORIAN



RIVIERA



FREESTANDING / RETAINING

MULTI-PIECE
CHISELED
VERSATILE

ASHLAR TANDEM UNITS 1, 2 & 3



7 x 13³/₁₆ x 2⁵/₁₆



7 x 15¹/₁₆ x 2⁵/₁₆



7 x 18⁷/₁₆ x 2⁵/₁₆

TANDEM CAP



3³/₄ x 24 x 15

MODULAR BLOCK



7¹/₁₆ x 7⁷/₁₆ x 7⁷/₁₆
(Connectors Included)

See page 136
for full product
information.

U START BASE BLOCK*



3¹/₂ x 18⁷/₁₆ x 12*
(Sold Separately)

Recommended for use with all
available wall block units. See page
136 for full product information.

*Note: U Start Base Block actual
coverage length is 16¹/₁₆

Installed in HGTV's
Dream Home 2019 & 2020!



[Beldgard.com/DreamHome](http://Belgard.com/DreamHome)

Right: Toscana with Cambridge Cobble Border in Graphite
& Lafitt Grana Slab in Toscana

PLEASE SEE PAGE 156 REGARDING CALIFORNIA'S PROPOSITION 65





BELAIR WALL[®]

2.0

Victorian with Lafitt Rustic & Dublin Cobble pavers



TOSCANA



VICTORIAN



FREESTANDING / RETAINING

CHISELED
MULTI-PIECE
IMPRESSIVE

FREESTANDING WALL



6 x 6 x 5



6 x 10 x 5



6 x 16 x 5



16 x 7 1/4 x 6



3 x 8 x 13 1/2



3 x 8 / 7 x 13 1/2

RETAINING WALL



6 x 6 x 8



6 x 10 x 8



6 x 16 x 8

WALL END



6 x 8 x 11

U START BASE BLOCK



3 1/2 x 18 1/2 x 12*
(Sold Separately)

Recommended for use with all available wall block units. See page 136 for full product information.

**Note: U Start Base Block actual coverage length is 16 1/16*

For walls over 30 inches in height, soil reinforcement is generally necessary. A qualified engineer should be consulted for design and analysis of structures.



Right: Victorian with Lafitt Rustic Slab

PLEASE SEE PAGE 156 REGARDING CALIFORNIA'S PROPOSITION 65







CASTLEMANOR®

Toscana



TOSCANA



VICTORIAN



FREESTANDING / RETAINING

MULTI-PIECE
CHISELED
VERSATILE

MULTI-PIECE



6 x 6/4 x 10



6 x 8/6 x 10



6 x 8/7 x 10



6 x 10/8 x 10



6 x 12/10 x 10



6 x 16/14 x 10

COLUMN



48 x 20 x 20

CAP




3 x 12 / 8 x 12

Right: Victorian

PLEASE SEE PAGE 156 REGARDING CALIFORNIA'S PROPOSITION 65







SHELTON WALL™

Victorian

NEW



AUTUMN



RIVIERA*



TOSCANA



VICTORIAN



FREESTANDING / RETAINING

MULTI-PIECE
SMOOTH
VERSATILE

MULTI-PIECE



6 x 6 / 4 x 10



6 x 8 / 6 x 10



6 x 8 / 7 x 10



6 x 10 / 8 x 10



6 x 12 / 10 x 10



6 x 16 / 14 x 10

CAP



3 x 12 / 8 x 12



Right: Victorian

**For color representation only
PLEASE SEE PAGE 156 REGARDING
CALIFORNIA'S PROPOSITION 65*





WESTON STONE™

3-PIECE & UNIVERSAL

Toscana with Belair Wall 2.0 cap & Catalina Grana pavers



BELLA

RIVIERA*

TOSCANA

VICTORIAN



FREESTANDING / RETAINING

VERSATILE
MULTI-PIECE
TUMBLED



DESIGN TIP

Bring walls to life by adding contrasting color & texture banding.

See page 24 for more design ideas.

3-PIECE

UNIVERSAL



4 x 8 x 8



4 x 8 x 12



4 x 8 x 16



12 x 8 x 4

Right: Toscana with untumbled banding in Graphite, Catalina Grana Border in Graphite & Lafitt Rustic Slab in Victorian

**Riviera only available in Universal*

Also available in untumbled. Contact your Belgard Representative for more information.

PLEASE SEE PAGE 156 REGARDING CALIFORNIA'S PROPOSITION 65







Victorian



BELLA

TOSCANA

VICTORIAN



FREESTANDING / RETAINING

CHARMING
MULTI-PIECE
VERSATILE

SMALL & MEDIUM FREESTANDING

LARGE FREESTANDING



6 x 6 x 9



6 x 12 x 9



6 x 18 x 9

SMALL & MEDIUM RETAINING

LARGE RETAINING

COLUMN/CORNER

CAP



6 x 6 x 12



6 x 12 x 12



6 x 18 x 12



6 x 18 x 9



3 x 18 / 12 x 13

For walls over 30 inches in height, soil reinforcement is generally necessary. A qualified engineer should be consulted for design and analysis of structures.



*Right: Toscana with Catalina Grana in Victorian & Border in Linen
PLEASE SEE PAGE 156 REGARDING CALIFORNIA'S PROPOSITION 65*







STERLING®

Victorian

NEW



BELLA



TOSCANA



VICTORIAN



FREESTANDING / RETAINING

PINNED SYSTEM
MULTI-PURPOSE
INNOVATIVE

For walls over 30 inches in height, soil reinforcement is generally necessary. A qualified engineer should be consulted for design and analysis of structures.

BLOCK



6 x 17¼ x 12

**ANCHOR™
FIBERGLASS PINS**



5 x ½ (Sold Separately)

XL™ CAP



3 x 18 / 12 x 13



ENGINEERED SOLUTIONS BY
ANCHOR™
WALL SYSTEMS

Right: Victorian

PLEASE SEE PAGE 156 REGARDING CALIFORNIA'S PROPOSITION 65





FIRE FEATURES

*fire pit
fireplace
kitchen*



LEGEND



NATURAL



HERITAGE



NATURAL

116
Bordeaux™ Series

118
Bristol™ Series

HERITAGE

120
Brighton™ Series

122
Weston Stone™
Fire Pit Kit

123
Weston Stone™
Kits





BORDEAUX™

SERIES

Sienna Blend with Midnight accent



SIENNA BLEND
BODY COLOR



BUFF
ACCENT OPTION



MIDNIGHT
ACCENT OPTION



NATURAL
POLISHED
GRAND

Installed in HGTV's Dream Home 2019

HGTV
DREAM HOME
PROUD SPONSOR 2019

Belgard.com/DreamHome

Right: Sienna Blend with Buff accent

PLEASE NOTE: All of our fireplaces, brick ovens and fire pits come standard as wood-burning units. However, our fireplaces and fire pits can be retro-fitted for gas burning log sets and burners. Our brick ovens are wood-burning units only. Please contact us for more details at 877-235-4273.

Be sure to check with your local municipality for any codes that may affect your installation. Grill island includes Napoleon Grill and Door Set. Grill is available in propane or natural gas. Must be specified when placing order.

PLEASE SEE PAGE 156 REGARDING CALIFORNIA'S PROPOSITION 65



GRILL ISLAND

2'6"D x 5'11"W x 3'5"H
(Grill and doors included)



FIREPLACE WOOD BOXES

2'1 1/4"D x 3'3"W x 3'1"H per box
(Sold as pair)



FIREPLACE

2'7"D x 4'3"W x 7'8"H



BRICK OVEN

3'6 1/2"D x 4'5 1/4"W x 7'8"H







Cotswold Mist with Brookstone Slate accent

GASCONY TAN
BODY COLOR



ASHBURY HAZE
ACCENT COLOR



COTSWOLD MIST
BODY COLOR



BROOKSTONE SLATE
ACCENT COLOR




TUMBLER
RUSTIC
INVITING

Right: Gascony Tan with Ashbury Haze accent

PLEASE NOTE: All of our fireplaces, brick ovens and fire pits come standard as wood-burning units. However, our fireplaces and fire pits can be retro-fitted for gas burning log sets and burners. Our brick ovens are wood-burning units only. Please contact us for more details at 877-235-4273.

Be sure to check with your local municipality for any codes that may affect your installation. Grill island includes Napoleon Grill and Door Set. Grill is available in propane or natural gas. Must be specified when placing order.

PLEASE SEE PAGE 156 REGARDING CALIFORNIA'S PROPOSITION 65



GRILL ISLAND

3'D x 6'4"W x 4'4"H
(Grill and doors included)



FIREPLACE WOOD BOXES

2'4"D x 3'W x 3'3"H per box
(Sold as pair)



FIREPLACE

3'D x 5'W x 9'6"H



HEARTH

2'D x 5'W x 11"H



BRICK OVEN

4'D x 4'W x 8'5"H





BRIGHTON™

SERIES



Gascony Tan with Ashbury Haze accent

GASCONY TAN
BODY COLOR



ASHBURY HAZE
ACCENT COLOR



COTSWOLD MIST
BODY COLOR



BROOKSTONE SLATE
ACCENT COLOR



TUMBLER RUSTIC VICTORIAN



DESIGN TIP

Define a space by using paver patterns to create a cozy faux rug design around an outdoor fireplace.

See page 24 for more design ideas.



FIREPLACE

3'4"D x 4'4"W x 8'4"H



FIREPLACE WOOD BOXES

2'4"D x 2'8"W x 2'11"H per box
(Sold as pair)

Right: Cotswold Mist with Brookstone Slate accent

PLEASE NOTE: All of our fireplaces, brick ovens and fire pits come standard as wood-burning units. However, our fireplaces and fire pits can be retro-fitted for gas burning log sets and burners. Our brick ovens are wood-burning units only. Please contact us for more details at 877-235-4273.

Be sure to check with your local municipality for any codes that may affect your installation. Grill island includes Napoleon Grill and Door Set. Grill is available in propane or natural gas. Must be specified when placing order.

PLEASE SEE PAGE 156 REGARDING CALIFORNIA'S PROPOSITION 65







BELLA



TOSCANA



VICTORIAN



TUMBLLED RUSTIC COMPACT

ROUND FIRE PIT:

Outside is 4' in diameter
Stacks up to 3 rows high
Fire ring and adhesive is included.



WESTON STONE™ FIRE PIT KIT

*Toscana with Lafitt Rustic Slab in Victorian
(pictured without the ring)*

FIRE PIT KIT



4 x 8 x 8



All our Fireplaces, Brick Ovens, and Fire Pits come standard as wood-burning units. However, our fireplaces and fire pits can be retro-fitted for gas burning log sets and burners. Our brick ovens are wood burning units only. Please contact us for more details at 877-235-4273. Also be sure to check with your local municipality for any codes that may affect your installation.

PLEASE SEE PAGE 156 REGARDING CALIFORNIA'S PROPOSITION 65



BELLA



TOSCANA



VICTORIAN

H
MODULAR
TUMBLED
VERSATILE



GRILL ISLAND*
3'2"D x 5'11"W x 3'4"H



LINEAR FIREPLACE
3'2"D x 8'2"W x 40"H



LINEAR FIRE PIT
3'2"D x 8'2"W x 16"H

**Includes Stainless Steel Grill and Door Set.
Grill is available in propane or natural gas.
Must be specified when placing order.*

Product color can vary due to manufacturing processes

PLEASE SEE PAGE 156 REGARDING CALIFORNIA'S PROPOSITION 65



ACCESSORIES



LEGEND



METROPOLITAN




NATURAL



LEGACY



PORCELAIN


METROPOLITAN

126
Laguna™ Coping

127
Melville™ Curb

NATURAL

128
Anglia Edger®

LEGACY

129
Marina™ Coping


PORCELAIN

130
Unico

132
Porcelain Veneer

*c o p i n g
e d g e r s
s t e p s*

NEW



GRAY



GRAPHITE*



TAN



MODERN
STYLISH
ACCENT

LAGUNA™

COPING

Gray

60MM



14³/₁₆ x 23⁵/₁₆ x 2³/₁₆

80MM



14³/₁₆ x 23⁵/₁₆ x 3¹/₁₆

**Available in 60mm only*

*Contact your local Belgard® representative for edge options
(45 degree, bullnose, straight)*

PLEASE SEE PAGE 156 REGARDING CALIFORNIA'S PROPOSITION 65



MELVILLE™

CURB

Graphite



GRAPHITE



FOUNDRY



TOSCANA



VICTORIAN

**SMOOTH
ACCENT
LINEAR**



CURB



4 x 24 x 6½

Installed in HGTV's Dream Home 2020!

HGTV
DREAM HOME
PROUD SPONSOR 2020

[Beldgard.com/DreamHome](http://Belgard.com/DreamHome)

PLEASE SEE PAGE 156 REGARDING CALIFORNIA'S PROPOSITION 65



BELLA



TOSCANA



VICTORIAN



CHISELED
TAPERED
ACCENT



Toscana

ANGLIA EDGER[®]

MULTI-PIECE



5¼ x 8 x 8



5¼ x 8 x 10½



5¼ x 8 x 15¾



5¼ x 8 x 18

PLEASE SEE PAGE 156 REGARDING CALIFORNIA'S PROPOSITION 65



M A R I N A TM

C O P I N G



BELLA



GRAPHITE



TOSCANA



VICTORIAN



VERSATILE
LIGHTWEIGHT
SMOOTH



DESIGN TIP

Coping isn't just for pools. Add dimension and elevation.

See page 24 for more design ideas.

6" COPING



6 x 12 x 2³/₈

4" COPING



4 x 12 x 2³/₈

UNICO

STEP & COPING



ARDESIE
AFRICAN STONE
AD 03 NAT - V4



ARDESIE
ISLAND
AD 02 NAT - V3



QUARZITI 2.0
GLACIER
QR 01 NAT - V3



QUARZITI 2.0
MOUNTAINS
QR 02 NAT - V3



QUARZITI 2.0
WATERFALL
QR 03 NAT - V3



QUARZITI 2.0
RIVER
QR 04 NAT - V3



NOON
DAYLIGHT
NN 01 NAT - V4




NOON
EMBER
NN 02 NAT - V3



GLOCAL
IDEAL
GC 03 NAT - V2



GLOCAL
TYPE
GC 04 NAT - V2



GLOCAL
CLASSIC
GC 05 NAT - V2



TWO INSTALLATION NEEDS, A SINGLE SOLUTION.

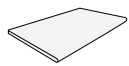
This versatile porcelain unit is processed on both sides to give you maximum flexibility and design freedom. Unico can be used as a step and as a coping for swimming pools. With a rounded, bullnose edge or straight edge, this uniquely functional border piece looks great from every angle.



STRAIGHT EDGE

ROUNDED EDGE

UNICO



12.99 x 23.54 x 3/4





PORCELAIN VENEER



ARDESIE
AFRICAN STONE
AD 03



ARDESIE
ISLAND
AD 02



NOON
DAYLIGHT
NN 01



NOON
EMBER
NN 02



QUARZITI 2.0
GLACIER
QR 01



QUARZITI 2.0
RIVER
QR 04



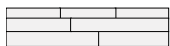
QUARZITI 2.0
WATERFALL
QR 03



DISTINCT
EYE-CATCHING
SOPHISTICATED

4 X 18

CORNER*



4.13 x 17.72 x 3/4

Right: Waterfall

*Special order

MIRAGE[®]
Porcelain.Design.Sustainability







1
ACCENT
WALLS

2
ACCENT
FEATURES &
WALKWAYS

LIGHTING SOLUTIONS

ACCENT
COLUMNS

3



1. HARDSCAPE LIGHT

TS-A1000
7 $\frac{1}{8}$ x 3 x 7 $\frac{1}{8}$
1W / 75LM



2. PAVER LIGHTS

TS-HPL-9
9 x 3 $\frac{1}{4}$ x 2 $\frac{3}{8}$



TS-HPL-8
8 x 3 $\frac{1}{4}$ x 2 $\frac{3}{8}$



TS-HPL-6
6 x 3 $\frac{1}{4}$ x 2 $\frac{3}{8}$



3. PILLAR LIGHTS

TS-PL101
9 x 9 x 18
3W/300M



TS-PL100
9 x 9 x 20
3W/300M



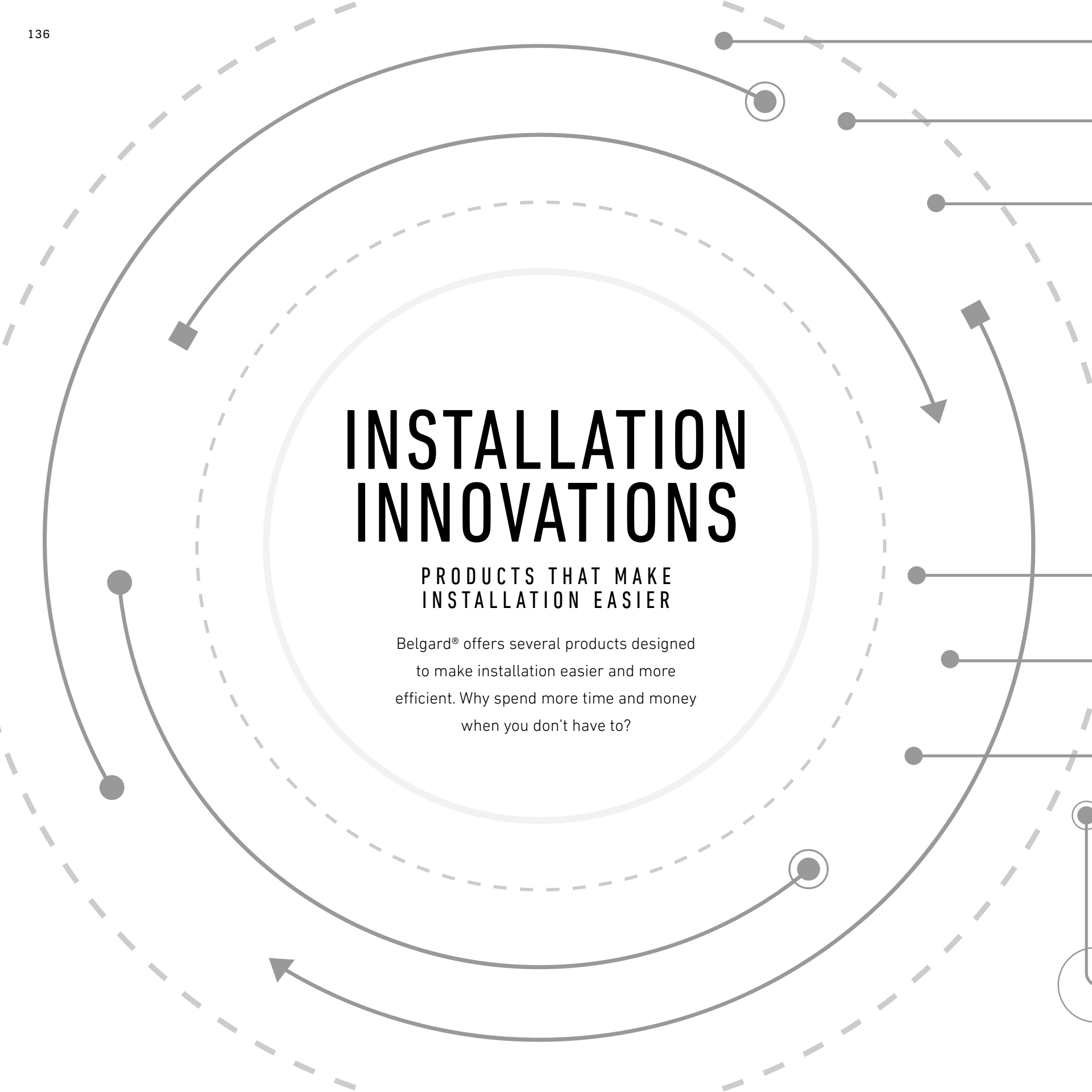
TRANSFORMER



Bluetooth

300 W - TS-TAAB300
150 W - TS-TAAB150

TO LEARN MORE
ABOUT OUR LIGHTING
OPTIONS, VISIT
BELGARD.COM/LIGHTING



INSTALLATION INNOVATIONS


PRODUCTS THAT MAKE INSTALLATION EASIER

Belgard® offers several products designed to make installation easier and more efficient. Why spend more time and money when you don't have to?

TANDEM® MODULAR BLOCK

goes higher with a smaller footprint

- Design flexibility and increased stability during installation.
- Solution for job sites with limited space
- Go higher by connecting multiple blocks to reinforce without geogrid
- Easily construct reinforced corners by connecting multiple blocks
- One all-purpose plastic connector for columns and retaining, freestanding, setback, corners and curved walls



Get back to nature with an IRREGULAR EDGE


- Large, dramatic scale that mimics natural stone
- Features a range of natural colors and blends
- Irregular interlocking system that utilizes a no-repeat pattern



BELGARD ELEMENTS™

make a big impact with little effort

- Pre-built modular design arrives on pallets for easy install on-site
- Saves time and money; most can be installed in one day!
- Made to complement Belgard pavers and walls



Upgrade your installation with STONEDEKS

- Create ground-level or elevated stone decks on wood or metal joists.
- upgrade porches, patios, pool decks and more



NOCO POLYMERIC SAND

as a mortar joint alternative

- Compressive strength where compaction is not possible
- Stays flexible and responds to ground movements that could cause the joints to crack or damage the stones.



Build a solid foundation with U START BASE BLOCK®

- Universal base course for landscaping walls
- Promotes cost savings and installation time efficiency



PREP

stain removers



CLEAN

cleaners



PROTECT

sealers

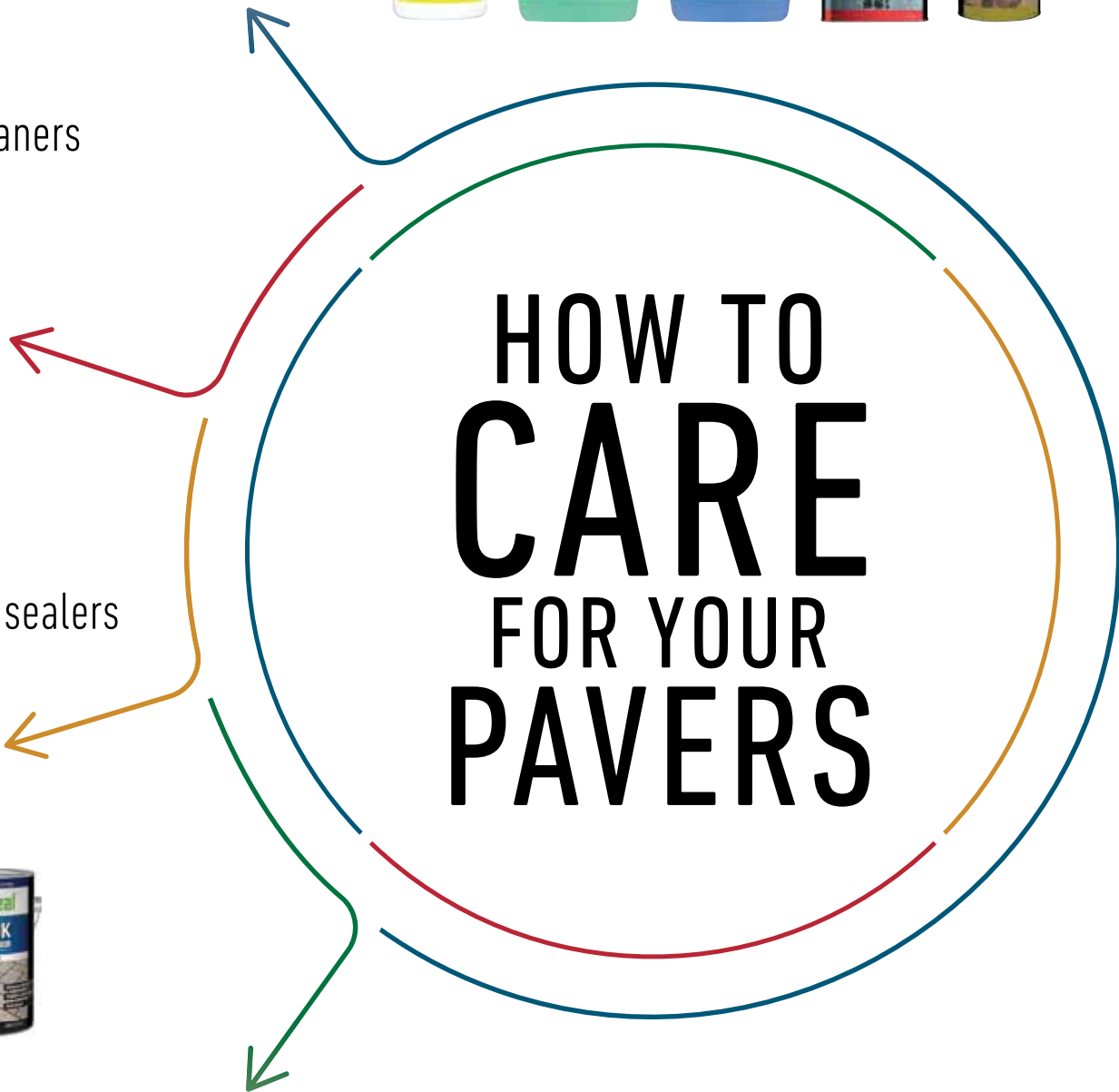


SAND

joint protection



HOW TO CARE FOR YOUR PAVERS





MADE *for* LIFE OUTSIDE



EFFLORESCENCE

[ef-luh-res-uh ns] *noun*

1. a white haze created by a chemical reaction that occurs when the lime or water soluble calcium oxide produced by cement reacts with water.
2. a natural, reversible byproduct of hardened concrete.

If efflorescence does occur, it can be removed with cleaners specially made for concrete pavers.

Careless or improper cleaning can result in damage and discoloration to the concrete paver surfaces. Contact your Belgard dealer or contractor for further information about appropriate, commercially available cleaners.



FOR BEST RESULTS, WAIT 60* DAYS BEFORE SEALING TO ALLOW THIS PROCESS TO OCCUR.

ROUTINE CLEANING

1. Use a stiff bristle broom and garden hose to scrub and clean the pavers.
2. **HIGH TRAFFIC ZONES** Add in some detergent to the water mix to dislodge dirt from the surface.
3. Scrub with push broom and rinse with garden hose.

REMOVING OIL STAINS

1. Wipe excess oil from the surface and apply liquid detergent as soon as possible.
2. Allow it to soak for several minutes, then wash with hot water.

Several treatments may be necessary for particularly stubborn stains.

Cleaners specially made for removing oil stains from concrete pavers are recommended.

PREVENTING WEEDS & ANTS

YOU'VE GOT OPTIONS

1. Remove by hand or with herbicides.

Use with care so that adjacent vegetated areas are not damaged opt for a biodegradable product that won't damage other vegetation or pollute water supplies

2. Apply a sealer over the entire paver surface and let cure.

SNOW & ICE REMOVAL









Concrete pavers offer outstanding freeze-thaw resistance.








1. Shovels or Plows
2. Electric or liquid snow-melting systems under concrete pavers.

Ask your Belgard dealer or contractor about Snow-melting Systems for Interlocking Concrete Pavements.

PAVERS



PALLET INFORMATION / ESTIMATING CHART









 AVALON SLATE			SQFT/ PALLET	SQFT/ LAYER	LAYER/ PALLET	UNITS/ PALLET	UNITS/ LAYER	UNITS/ SQFT	WEIGHT/ UNIT	WEIGHT/ LAYER	WEIGHT/ PALLET
3-PIECE SMALL		6 x 3 x 2 ³ / ₈	20	2	–	160	16	8	3.36	53.82	538
		6 x 6 x 2 ³ / ₈	40	4	–	160	16	4	6.73	107.64	1076.4
		6 x 9 x 2 ³ / ₈	60	6	–	160	16	2.67	10.09	161.46	1614.6
TOTAL			120	12	10	480	48	–	–	323	3230
3-PIECE LARGE		12 x 6 x 2 ³ / ₈	30	3	–	60	6	2	14.46	80.75	807.5
		12 x 9 x 2 ³ / ₈	30	3	–	40	4	1.33	20.19	80.75	807.5
		12 x 12 x 2 ³ / ₈	60	6	–	60	6	1	26.91	161.46	1614.6
TOTAL			120	12	10	160	16	–	–	323	3230
BORDER		6 x 9 x 2 ³ / ₈	112	11.2	10	300	30	2.67	10.06	302	3020

 CAMBRIDGE COBBLE[®]			SQFT/ PALLET	SQFT/ LAYER	LAYER/ PALLET	UNITS/ PALLET	UNITS/ LAYER	UNITS/ SQFT	WEIGHT/ UNIT	WEIGHT/ LAYER	WEIGHT/ PALLET
6 X 6 60MM		6 x 6 x 2 ³ / ₈	120	12	10	480	48	4	6.73	323	3230
6 X 6 80MM		6 x 6 x 3 ¹ / ₈	96	12	8	384	48	4	9.30	447.5	3580
6 X 9 60MM		6 x 9 x 2 ³ / ₈	112	11.25	10	300	30	2.67	10.07	302	3020
6 X 9 80MM		6 x 9 x 3 ¹ / ₈	90	11.25	8	240	30	2.67	14	420	3360
LARGE RECTANGLE		9 x 12 x 2 ³ / ₈	120	12	10	160	16	1.33	19.29	308.6	3086
CIRCLE KIT		5 ⁷ / ₈ x variable x 2 ³ / ₈	78.5	7.85	10	–	–	–	–	214	2140

PAVERS

PALLET INFORMATION / ESTIMATING CHART






 BELGIAN COBBLE®		SQFT/ PALLET	SQFT/ LAYER	LAYER/ PALLET	UNITS/ PALLET	UNITS/ LAYER	UNITS/ SQFT	WEIGHT/ UNIT	WEIGHT/ LAYER	WEIGHT/ PALLET	
MULTI-PIECE		Variable x 2¾"	85	8.5	10	580	58	2.08	3.54	205.5	2055



 CATALINA GRANA®		SQFT/ PALLET	SQFT/ LAYER	LAYER/ PALLET	UNITS/ PALLET	UNITS/ LAYER	UNITS/ SQFT	WEIGHT/ UNIT	WEIGHT/ LAYER	WEIGHT/ PALLET	
3-PIECE SMALL		6 x 3 x 2¾"	20	2	-	160	16	8	3.36	53.82	538
		6 x 6 x 2¾"	40	4	-	160	16	4	6.73	107.64	1076.4
		6 x 9 x 2¾"	60	6	-	160	16	2.67	10.09	161.46	1614.6
	TOTAL		120	12	10	480	48	-	-	323	3230
3-PIECE LARGE		12 x 6 x 2¾"	30	3	-	60	6	2	14.46	80.75	807.50
		12 x 9 x 2¾"	30	3	-	40	4	1.33	20.19	80.75	807.5
		12 x 12 x 2¾"	60	6	-	60	6	1	26.91	161.46	1614.6
	TOTAL		120	12	10	160	16	-	-	323	3230
BORDER		6 x 9 x 2¾"	112	11.2	10	300	30	2.67	10.06	302	3020




NOTES

PAVERS

PALLET INFORMATION / ESTIMATING CHART




DUBLIN COBBLE®		SQFT/ PALLET	SQFT/ LAYER	LAYER/ PALLET	UNITS/ PALLET	UNITS/ LAYER	UNITS/ SQFT	WEIGHT/ UNIT	WEIGHT/ LAYER	WEIGHT/ PALLET	
3-PIECE MODULAR		3 x 6 x 2 ³ / ₈	19	1.9	-	169	16	8	3.21	51.33	513.33
		6 x 6 x 2 ³ / ₈	38	3.8	-	160	16	4	6.42	102.67	1026.66
		6 x 9 x 2 ³ / ₈	57	5.7	-	160	16	2.67	9.63	154	1540
TOTAL		114	11.4	10	480	48	-	-	308	3080	
LARGE SQUARE		9 x 9 x 2 ³ / ₈	106	10.6	10	200	20	1.88	14.30	286	2860
CIRCLE KIT		various x 2 ³ / ₈	75	7.5	10	-	-	-	-	208.05	2080.5



HOLLAND STONE		SQFT/ PALLET	SQFT/ LAYER	LAYER/ PALLET	UNITS/ PALLET	UNITS/ LAYER	UNITS/ SQFT	WEIGHT/ UNIT	WEIGHT/ LAYER	WEIGHT/ PALLET	
60MM		4 x 8 x 2 ³ / ₈	120	12	10	540	54	4.5	5.98	323	3230
80MM		4 x 8 x 3 ¹ / ₈	96	12	8	432	54	4.5	6.38	345	3450





LAFITT® GRANA SLAB		SQFT/ PALLET	SQFT/ LAYER	LAYER/ PALLET	UNITS/ PALLET	UNITS/ LAYER	UNITS/ SQFT	WEIGHT/ UNIT	WEIGHT/ LAYER	WEIGHT/ PALLET	
3-PIECE MODULAR		7 ¹ / ₂ x 15 x 2	28	2.33	-	36	3	1.28	18.16	54.5	654
		15 x 15 x 2	56	4.66	-	36	3	0.64	36.33	109	1308
		15 x 22 ¹ / ₂ x 2	56	4.66	-	24	2	0.43	54.5	109	1308
TOTAL		140	11.66	12	96	8	-	-	272.5	3270	



PAVERS

PALLET INFORMATION / ESTIMATING CHART

LAFITT® RUSTIC SLAB		SQFT/ PALLET	SQFT/ LAYER	LAYER/ PALLET	UNITS/ PALLET	UNITS/ LAYER	UNITS/ SQFT	WEIGHT/ UNIT	WEIGHT/ LAYER	WEIGHT/ PALLET
3-PIECE MODULAR		7½ x 15 x 2	28	2.33	–	36	3	1.28	18.16	654
		15 x 15 x 2	56	4.66	–	36	3	0.64	36.33	1308
		15 x 22½ x 2	56	4.66	–	24	2	0.43	54.5	1308
TOTAL		140	11.66	12	96	8	–	–	272.5	3270







MEGA-ARBEL®		SQFT/ PALLET	SQFT/ LAYER	LAYER/ PALLET	UNITS/ PALLET	UNITS/ LAYER	UNITS/ SQFT	WEIGHT/ UNIT	WEIGHT/ LAYER	WEIGHT/ PALLET
60MM		15⅜ x 21 x 2⅜	104.4	8.7	12	72	6	0.69	39.58	2850
80MM		15⅜ x 21 x 3⅛	78.3	8.7	9	54	6	0.69	53.14	2870





MEGA-LAFITT®		SQFT/ PALLET	SQFT/ LAYER	LAYER/ PALLET	UNITS/ PALLET	UNITS/ LAYER	UNITS/ SQFT	WEIGHT/ UNIT	WEIGHT/ LAYER	WEIGHT/ PALLET
3-PIECE MODULAR		5⅛ x 10⅜ x 3⅛	15.45	1.72	–	36	4	2.32	15.44	556
		10⅜ x 10⅜ x 3⅛	30.9	3.43	–	36	4	1.16	30.94	1114
		15⅛ x 10⅜ x 3⅛	46.35	5.15	–	45	5	0.97	37.11	1670
TOTAL		92.7	10.3	9	117	13	–	–	371.11	3340
LG. SQ.		15⅛ x 15⅛ x 3⅛	93	10.33	9	54	6	0.58	61.85	3340




MEGA-LIBRE®		SQFT/ PALLET	SQFT/ LAYER	LAYER/ PALLET	UNITS/ PALLET	UNITS/ LAYER	SQFT/ UNITS	WEIGHT/ UNIT	WEIGHT/ LAYER	WEIGHT/ PALLET
SMALL & LARGE UNIT		15⅜ x 22 x 2⅜	35	3.5	–	20	2	0.57	47.65	953
		15½ x 30 x 2⅜	48	4.8	–	20	2	0.42	65.35	1307
TOTAL		83	8.3	10	40	4	–	–	226	2260

PAVERS

PALLET INFORMATION / ESTIMATING CHART

MELVILLE™ PLANK		SQFT/ PALLET	SQFT/ LAYER	LAYER/ PALLET	UNITS/ PALLET	UNITS/ LAYER	UNITS/ SQFT	WEIGHT/ UNIT	WEIGHT/ LAYER	WEIGHT/ PALLET	
3-PIECE SLIM		5 x 11 ¹³ / ₁₆ x 2 ³ / ₈	29	2.9	-	70	7	2.41	11.25	78.75	282.5
		5 x 15 ³ / ₄ x 2 ³ / ₈	38.5	3.85	-	70	7	1.81	15.30	107.1	1071
		5 x 19 ¹ / ₁₆ x 2 ³ / ₈	47	4.7	-	70	7	1.49	18.45	129.15	1291.5
TOTAL		114.5	11.45	10	210	21	-	-	315	3150	
3-PIECE LARGE		7 ¹ / ₂ x 11 ¹³ / ₁₆ x 2 ³ / ₈	30.35	3.035	-	50	5	1.65	16.9	84.5	845
		7 ¹ / ₂ x 15 ³ / ₄ x 2 ³ / ₈	41	4.1	-	50	5	1.22	22.98	114.92	1149.2
		7 ¹ / ₂ x 19 ¹ / ₁₆ x 2 ³ / ₈	51.35	5.135	-	50	5	0.97	27.72	138.58	1385.8
TOTAL		122.7	12.27	10	150	15	-	-	338	3380	

MODULINE SERIES®		SQFT/ PALLET	SQFT/ LAYER	LAYER/ PALLET	UNITS/ PALLET	UNITS/ LAYER	UNITS/ SQFT	WEIGHT/ UNIT	WEIGHT/ LAYER	WEIGHT/ PALLET	
12 X 24		12 x 24 x 2 ³ / ₈	120	12	10	60	6	0.5	53.83	323	3230
24 X 24		24 x 24 x 2 ³ / ₈	80	8	10	20	2	0.25	108.5	217	2170
12 X 18		12 x 18 x 2 ³ / ₈	120	12	10	80	8	0.66	40.38	323	3230
18 X 18		18 x 18 x 2 ³ / ₈	90	9	10	40	4	0.44	61	244	2440

OLD WORLD PAVER™		SQFT/ PALLET	SQFT/ LAYER	LAYER/ PALLET	UNITS/ PALLET	UNITS/ LAYER	UNITS/ SQFT	WEIGHT/ UNIT	WEIGHT/ LAYER	WEIGHT/ PALLET	
3-PIECE		7 ¹ / ₁₆ x 5 x 3 ¹ / ₈	23.63	2.953	-	88	11	3.73	9.97	109.68	877.5
		10 ¹ / ₄ x 5 x 3 ¹ / ₈	34.36	4.295	-	96	12	2.79	12.86	154.37	1235
		12 ¹³ / ₁₆ x 5 x 3 ¹ / ₈	32.28	4.035	-	72	9	2.23	15.8	142.18	1137.5
TOTAL		90.27	9.027	8	256	32	-	-	406.25	3250	



PERMEABLE PAVERS





PALLET INFORMATION / ESTIMATING CHART

AQUA DUBLIN			SQFT/ PALLET	SQFT/ LAYER	LAYER/ PALLET	UNITS/ PALLET	UNITS/ LAYER	UNITS/ SQFT	WEIGHT/ UNIT	WEIGHT/ LAYER	WEIGHT/ PALLET
3-PIECE		3½ x 6¹¹⁄₁₆ x 3½	20	2.5	–	120	15	6	5.94	89.1	712.8
		6¹¹⁄₁₆ x 6¹¹⁄₁₆ x 3½	21.28	2.66	–	64	8	3	11.64	93.15	745.2
		10¼ x 6¹¹⁄₁₆ x 3½	51.12	6.39	–	104	13	2.03	17.13	222.75	1782
	TOTAL			92.4	11.55	8	288	36	–	–	405
AQUALINE™			SQFT/ PALLET	SQFT/ LAYER	LAYER/ PALLET	UNITS/ PALLET	UNITS/ LAYER	UNITS/ SQFT	WEIGHT/ UNIT	WEIGHT/ LAYER	WEIGHT/ PALLET
80MM		4½ x 9 x 3½	90	11.25	8	320	40	3.55	8.61	344.44	3100
URBANA STONE®			SQFT/ PALLET	SQFT/ LAYER	LAYER/ PALLET	UNITS/ PALLET	UNITS/ LAYER	UNITS/ SQFT	WEIGHT/ UNIT	WEIGHT/ LAYER	WEIGHT/ PALLET
3-PIECE 60MM		8 x 4 x 2¾	19.4	1.94	–	90	9	4.64	5.81	52.3	523
		8 x 8 x 2¾	38.8	3.88	–	90	9	2.32	11.63	104.7	1047
		8 x 12 x 2¾	58.2	5.82	–	90	9	1.55	17.44	157	1570
	TOTAL			116.4	11.64	10	270	27	–	–	314
3-PIECE 80MM		8 x 4 x 3½	17.46	1.94	–	81	9	4.64	7.75	69.78	628
		8 x 8 x 3½	34.92	3.88	–	81	9	2.32	15.52	139.66	1257
		8 x 12 x 3½	52.38	5.82	–	81	9	1.55	23.27	209.44	1885
	TOTAL			104.76	11.64	9	108	27	–	–	418.88
LG. SQ. 60MM		12 x 12 x 2¾	116.25	11.65	10	120	12	1	26.16	314	3140
LG. SQ. 80MM		12 x 12 x 3½	104.85	11.65	9	108	12	1	34.9	418.88	3770



PORCELAIN PAVERS


PALLET INFORMATION / ESTIMATING CHART

 ARDESIE			GROSS WEIGHT / BOX	PIECES / BOX	SQFT / BOX	BOXES / PALLET	SQFT / PALLET	GROSS WEIGHT / PALLET
24 X 24		23.54 x 23.54 x 3/4	72	2	7.75	30	232.5	2160

 BLUE.S			GROSS WEIGHT / BOX	PIECES / BOX	SQFT / BOX	BOXES / PALLET	SQFT / PALLET	GROSS WEIGHT / PALLET
24 X 24		23.54 x 23.54 x 3/4	72	2	7.75	30	232.5	2160
36 X 36		35.35 x 35.35 x 3/4	80	1	8.7	18	156.6	1440
48 X 48		47.17 x 47.17 x 3/4	148.5	1	15.5	18	279	2774.2




 GLOCAL			GROSS WEIGHT / BOX	PIECES / BOX	SQFT / BOX	BOXES / PALLET	SQFT / PALLET	GROSS WEIGHT / PALLET
24 X 24		23.54 x 23.54 x 3/4	72	2	7.75	30	232.5	2160
24 X 48		23.54 x 47.17 x 3/4	74	1	7.75	35	271.25	2621
48 X 48		47.17 x 47.17 x 3/4	148.5	1	15.5	18	279	2774.2






 LAGOON			GROSS WEIGHT / BOX	PIECES / BOX	SQFT / BOX	BOXES / PALLET	SQFT / PALLET	GROSS WEIGHT / PALLET
24 X 48		23.54 x 47.17 x 3/4	74	1	7.75	35	271.25	2621




 NAME			GROSS WEIGHT / BOX	PIECES / BOX	SQ FT / BOX	BOXES / PALLET	SQ FT / PALLET	GROSS WEIGHT / PALLET
24 X 24		23.54 x 23.54 x 3/4	72	2	7.75	30	232.5	2160




PORCELAIN PAVERS



PALLET INFORMATION / ESTIMATING CHART

 NOON			GROSS WEIGHT / BOX	PIECES / BOX	SQFT / BOX	BOXES / PALLET	SQFT / PALLET	GROSS WEIGHT / PALLET
8 X 48		7.80 x 47.17 x 3/4	46	2	5.06	30	151.8	1380
12 X 48		11.73 x 47.17	74	2	7.75	36	279	2664

 QUARZITI 2.0			GROSS WEIGHT / BOX	PIECES / BOX	SQFT / BOX	BOXES / PALLET	SQFT / PALLET	GROSS WEIGHT / PALLET
12 X 24		11.73 x 23.54 x 3/4	54.45	3	5.81	40	232.4	2178
18 X 36		17.64 x 35.35 x 3/4	81.4	2	8.7	27	234.9	2198
24 X 24		23.54 x 23.54 x 3/4	72	2	7.75	30	232.5	2160
24 X 48		23.54 x 47.17 x 3/4	74	1	7.75	35	271.25	2621





 SILVERLAKE			GROSS WEIGHT / BOX	PIECES / BOX	SQFT / BOX	BOXES / PALLET	SQFT / PALLET	GROSS WEIGHT / PALLET
24 X 24		23.54 x 23.54 x 3/4	72	2	7.75	30	232.5	2160
24 X 48		23.54 x 47.17 x 3/4	74	1	7.75	35	271.25	2621











 SUNDECK			GROSS WEIGHT / BOX	PIECES / BOX	SQFT / BOX	BOXES / PALLET	SQFT / PALLET	GROSS WEIGHT / PALLET
12 X 48		11.73 x 47.17	74	2	7.75	36	279	2664
24 X 24		23.54 x 23.54 x 3/4	72	2	7.75	30	232.5	2160

 VERONA			GROSS WEIGHT / BOX	PIECES / BOX	SQFT / BOX	BOXES / PALLET	SQFT / PALLET	GROSS WEIGHT / PALLET
24 X 24		23.54 x 23.54 x 3/4	72	2	7.75	30	232.5	2160

WALLS










PALLET INFORMATION / ESTIMATING CHART




ASHLAR TANDEM™			SQFT/ PALLET	SQFT/ LAYER	LAYER/ PALLET	UNITS/ PALLET	UNITS/ LAYER	UNITS/ SQFT	WEIGHT/ UNIT	WEIGHT/ LAYER	WEIGHT/ PALLET
UNIT 1		7 x 13 ³ / ₁₆ x 2 ⁵ / ₁₆	19.2	3.2	–	30	5	1.56	18.23	91.33	546.82
UNIT 2		7 x 15 ¹³ / ₁₆ x 2 ⁵ / ₁₆	23.55	3.92	–	30	5	1.27	22.36	111.83	671
UNIT 3		7 x 18 ⁷ / ₁₆ x 2 ⁵ / ₁₆	27.35	4.56	–	30	5	1.09	26.04	130.67	781.48
TOTAL			70.1	11.68	6	90	15	–	–	333.83	2003
CAP		15 x 24 x 3 ¹ / ₄	64 LF	8 LF	8	32	4	0.5 LF	95.31	381.25	3050

BELAIR WALL® 2.0			SQFT/ PALLET	SQFT/ LAYER	LAYER/ PALLET	UNITS/ PALLET	UNITS/ LAYER	UNITS/ SQFT	WEIGHT/ UNIT	WEIGHT/ LAYER	WEIGHT/ PALLET
FREESTANDING WALL		6 x 6 x 5	3.75	0.75	–	30	6	8	11.25	67.5	337.5
		6 x 10 x 5	6.25	1.25	–	30	6	4.8	18.75	112.5	562.5
		6 x 16 x 5	20	4	–	60	12	3	30	360	1800
TOTAL			30	6	5	120	24	–	–	540	2700
RETAINING WALL		6 x 6 x 8	3.75	1.25	–	15	5	4	20.4	102	306
		6 x 10 x 8	6.25	2.08	–	15	5	2.4	34.06	170.33	511
		6 x 16 x 8	20	6.66	–	30	10	1.5	54.26	542.66	1628
TOTAL			30	10	3	60	20	–	–	815	2445
CORNER		16 x 7.25 x 6	18.66	9.33	2	28	14	1.5	71.5	1001.5	2003
CAP		3 x 8 / 7 x 13 ¹ / ₂	90 LF	11.25	8	144	18	1.6	24.37	438.75	3510
CAP END		3 x 8 x 13 ¹ / ₂	24 LF	12	2	36	18	1.5	25.33	456	912
WALL END		6 x 8 x 11	14	7	2	42	21	3	43.61	916	1832

WALLS






PALLET INFORMATION / ESTIMATING CHART

 HIGHLAND STONE®			SQFT/ PALLET	SQFT/ LAYER	LAYER/ PALLET	UNITS/ PALLET	UNITS/ LAYER	UNITS/ SQFT	WEIGHT/ UNIT	WEIGHT/ LAYER	WEIGHT/ PALLET
FSW 6 / 12		6 x 6 / 4 x 9	10.67	2.67	-	48	12	4.49	23.2	278.44	1113.75
		6 x 12 / 10 x 9	21.33	5.33	-	48	12	2.25	47.1	565.31	2261.25
TOTAL			32	8	4	96	24	-	-	843.75	3375
FSW 18		6 x 18 / 16 x 9	27	9	3	36	12	1.33	82.22	986.66	2960
SRW 6 / 12		6 x 6 x 12	9	2.25	-	36	9	4	26.58	239.25	957
		6 x 12 x 12	18	4.5	-	36	9	2	53.97	485.75	1943
TOTAL			27	6.75	4	72	18	-	-	725	2900
SRW 18		6 x 18 x 12	27	6.75	4	36	9	1.33	76.66	690	2760
CORNER		6 x 18 x 9	36	9	4	32	8	0.88	95.06	760.5	3042
CAP		3 x 18 / 12 x 13	78.75 LF	11.25 LF	7	63	9	1.25 LF	58.73	528.57	3700

 MELVILLE TANDEM™			SQFT/ PALLET	SQFT/ LAYER	LAYER/ PALLET	UNITS/ PALLET	UNITS/ LAYER	UNITS/ SQFT	WEIGHT/ UNIT	WEIGHT/ LAYER	WEIGHT/ PALLET
UNIT 1		7 x 13 ³ / ₁₆ x 2 ⁵ / ₁₆	19.2	3.2	-	30	5	1.56	18.23	91.33	546.82
UNIT 2		7 x 15 ¹³ / ₁₆ x 2 ⁵ / ₁₆	23.55	3.92	-	30	5	1.27	22.36	111.83	671
UNIT 3		7 x 18 ⁷ / ₁₆ x 2 ⁵ / ₁₆	27.35	4.56	-	30	5	1.09	26.04	130.67	781.48
TOTAL			70.1	11.68	6	90	15	2.31	-	333.83	2003
CAP		15 x 24 x 3 ¹ / ₄	64 LF	8 LF	8	32	4	0.5 LF	95.31	381.25	3050



WALLS

PALLET INFORMATION / ESTIMATING CHART

 WESTON STONE™		SQFT/ PALLET	SQFT/ LAYER	LAYER/ PALLET	UNITS/ PALLET	UNITS/ LAYER	SQFT/ UNITS	WEIGHT/ UNIT	WEIGHT/ LAYER	WEIGHT/ PALLET	
WALL UNITS		4 x 8 x 8	9.33	1.33	-	42	6	4.51	18	109.43	766.04
		4 x 8 x 12	14	2	-	42	6	3	27.36	164.15	1149.06
		4 x 8 x 16	18.66	2.66	-	42	6	2.25	37.3	233.84	1566.9
TOTAL			42	6	7	126	18	-	-	497.42	3482
UNIVERSAL		12 x 8 x 4	33.5	6.7	5	100	20	2.98	28.99	579.8	2899





FIRE FEATURES


PALLET INFORMATION / ESTIMATING CHART


 WESTON STONE™ FIRE PIT		SQFT/ PALLET	SQFT/ LAYER	LAYER/ PALLET	UNITS/ PALLET	UNITS/ LAYER	UNITS/ SQFT	WEIGHT/ UNIT	WEIGHT/ LAYER	WEIGHT/ PALLET	
UNIT		4 x 8 x 8	-	-	-	36	9	-	-	-	1025



ACCESSORIES


PALLET INFORMATION / ESTIMATING CHART

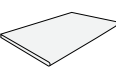
ANGLIA EDGER®		LNFT/ PALLET	LNFT/ LAYER	LAYER/ PALLET	UNITS/ PALLET	UNITS/ LAYER	UNITS/ LNFT	WEIGHT/ UNIT	WEIGHT/ LAYER	WEIGHT/ PALLET	
EDGER UNITS		5 1/4 x 8 x 8	7.9	2.63	-	12	4	1.52	24.29	97.17	291.5
		5 1/4 x 8 x 10 1/2	10.5	3.5	-	12	4	1.14	35.33	141.33	424
		5 1/4 x 8 x 15 3/8	15.6	5.2	-	12	4	0.76	48.58	194.33	583
		5 1/4 x 8 x 18	35.75	11.92	-	24	8	0.67	56.31	450.5	1351.5
TOTAL		69.75	23.25	3	60	20	-	-	883.33	2650	

MARINA™ COPING		SQFT/ PALLET	SQFT/ LAYER	LAYER/ PALLET	UNITS/ PALLET	UNITS/ LAYER	UNITS/ SQFT	WEIGHT/ UNIT	WEIGHT/ LAYER	WEIGHT/ PALLET
60MM		63	21	3	126	42	2	13.96	586.66	1760

MELVILLE™ CURB		LNFT/ PALLET	LNFT/ LAYER	LAYER/ PALLET	UNITS/ PALLET	UNITS/ LAYER	UNITS/ LNFT	WEIGHT/ UNIT	WEIGHT/ LAYER	WEIGHT/ PALLET
CURB		96	24	4	48	12	0.5	51.66	620	2480

LAGUNA™ COPING		SQFT/ PALLET	SQFT/ LAYER	LAYER/ PALLET	UNITS/ PALLET	UNITS/ LAYER	UNITS/ SQFT	WEIGHT/ UNIT	WEIGHT/ LAYER	WEIGHT/ PALLET
60MM		94.4	9.44	10	40	4	0.42	67.75	271	2710
80MM		75.52	9.44	8	32	4	0.42	89.06	356.25	2850

PORCELAIN VENEER		GROSS WEIGHT / BOX	PIECES / BOX	SQ FT / BOX	BOXES / PALLET	SQ FT / PALLET	GROSS WEIGHT / PALLET
4 X 18		35	14	7.1	55	390.5	1900

UNICO		GROSS WEIGHT / BOX	PIECES / BOX	LN FT / BOX	BOXES / PALLET	LN FT / PALLET	GROSS WEIGHT / PALLET
UNICO		52	3	6	40	240	2080

COMPATIBILITY CHART

PAVERS	HERITAGE	NATURAL	METROPOLITAN	PORCELAIN	LEGACY	ENVIRONMENTAL
Aqua Dublin		•	•		•	•
Aqualine™		•	•		•	•
Ardesie		•		•		
Avalon Slate	•	•	•			
Belgian Cobble®	•	•			•	
Blue.s		•		•		
Cambridge Cobble®	•		•		•	
Catalina Grana®		•	•		•	
Dublin Cobble®	•	•			•	
Glocal		•		•		
Holland Stone	•		•		•	
Lafitt® Grana Slab		•	•		•	
Lafitt® Rustic Slab	•	•	•			
Lagoon		•		•		
Mega-Arbel®	•	•	•			
Mega-Lafitt™	•	•	•			
Mega-Libre®	•	•	•			
Melville™ Plank		•	•		•	
Moduline Series®		•	•		•	
Na.me		•		•		
Noon		•		•		
Old World Paver™	•		•		•	
Quarziti 2.0		•		•		
Silverlake		•		•		
Sundeck		•		•		
Urbana® Stone	•	•	•			•
Verona™		•		•		

WALLS	HERITAGE	NATURAL	METROPOLITAN	PORCELAIN	LEGACY	ENVIRONMENTAL
Ashlar Tandem™	•	•	•			
Belair Wall® 2.0	•	•	•			
Castlemanor®	•	•			•	
Highland Stone®	•		•		•	
Melville Tandem™		•	•		•	
Melville™ Wall		•	•		•	
Shelton Wall™	•	•			•	
Sterling™	•		•		•	
Weston Stone™	•	•			•	

FIRE FEATURES	HERITAGE	NATURAL	METROPOLITAN	PORCELAIN	LEGACY	ENVIRONMENTAL
Bordeaux™ Series	•	•	•			
Brighton™ Series	•	•			•	
Bristol™ Series	•	•	•			
Weston Stone™ Kits	•	•			•	

COPING, CURBS, EDGERS & VENEER	HERITAGE	NATURAL	METROPOLITAN	PORCELAIN	LEGACY	ENVIRONMENTAL
Anglia Edger®	•	•	•			
Laguna™ Coping		•	•		•	
Marina™ Coping	•		•		•	
Melville™ Curb		•	•		•	
Porcelain Veneer		•		•		
Unico		•		•		

PRECAUTIONARY STATEMENT AND CALIFORNIA PROPOSITION 65 WARNING

PRODUCT IDENTIFIER (NAME AND CODE)

**Manufactured Concrete Product
IDENTIFICADOR DEL PRODUCTO
(NOMBRE Y CODIGO)**

Producto de Concreto Fabricado

SUPPLIER/PROVEEDOR

**Oldcastle APG, Inc./
Oldcastle Lawn & Garden, Inc.
Three Glenlake Parkway, FL 12
Atlanta, GA 30328
800-899-8455**

PRECAUTIONARY STATEMENTS (GHS-US)

Do not eat, drink or smoke when using this product. Wash hands thoroughly after handling. Contaminated work clothing must not be allowed out of the workplace. Obtain special instructions before use. Do not handle until all safety precautions have been read and understood. Wear proper protective gloves/protective clothing/eye protection/face protection. Use only outdoors or in a well-ventilated area. Do not breathe dust. If exposed or concerned: Get medical advice/attention. If on skin: Wash with plenty of water. Take off contaminated clothing and wash it before reuse. If skin irritation or rash occurs: Get medical advice/attention. If in eyes: Rinse cautiously with water for several minutes. Remove contact lenses, if present and easy to do. Continue rinsing. If eye irritation persists: Get medical advice/attention. If inhaled: Remove person to fresh air and keep comfortable for breathing. Call a poison center/doctor if you feel unwell. Dispose of unused or unwanted concrete products in accordance with all local, regional, national and international regulations.

ANUNCIOS DE PRECAUCION (GHS-US)

No comer, beber o fumar mientras se maneja este producto. Lávese bien las manos después del manejo de este producto. No se permite sacar la ropa de trabajo contaminada fuera del trabajo. Obtenga instrucciones especiales antes de uso. No usar antes de haber leído y comprendido todas las precauciones de seguridad. Usar guantes protectores, calzado de protección, protección respiratoria, ropa de protección, protección para los ojos y cara cuando usted este usando este producto. Utilizar únicamente en exteriores o en lugares bien ventilados. No respire el polvo. Si se expone o tiene preguntas: consulte a un médico. Contacto con la piel: Lavarse con abundante agua. Quitarse la ropa contaminada y lavarla antes de usarla nuevamente. Si se produce irritación de la piel o sarpullido: Consulte a un médico. Contacto con los ojos: Enjuagarse cuidadosamente con agua durante varios minutos. Si lleva y es fácil de hacer, quítese los lentes de contacto. Continúe con el enjuague. Si la irritación ocular persiste: Consulte a un médico. Si se inhala: Trasladar a la persona afectada al aire libre y mantenerla en posición cómoda para respirar. Si no se siente bien, llame a un centro de envenenamiento o a un médico. Deshágase de los productos de concreto no utilizados o no deseados de acuerdo con todas las normas locales, regionales, nacionales e internacionales.



SIGNAL WORD (GHS-US)

**Danger
PALABRA DE ADVERTENCIA (GHS-US)
Peligro**

HAZARD STATEMENTS (GHS-US)

May cause skin irritation. May cause serious eye irritation. May cause an allergic skin reaction. Respirable dust may contain crystalline silica, known to cause cancer. May cause respiratory irritation. Causes damage to lungs through prolonged or repeated exposure.

ANUNCIOS DE PELIGROS (GHS-US)

Puede causar irritación de la piel. Puede provocar irritación ocular grave. Puede causar una reacción alérgica en la piel. El polvo que se respira puede contener sílice cristalina, conocido por causar cáncer. Puede causar irritación respiratoria. Provoca daños en los pulmones después de exposición prolongada o repetida.

⚠ WARNING: This product can expose you to chemicals including Crystalline Silica, which is known to the State of California to cause cancer, and Cadmium, which is known in the State of California to cause birth defects or other reproductive harm. For more information, go to www.P65Warnings.ca.gov

⚠ ADVERTENCIA: Este producto puede exponerle a productos químicos incluyendo sílice, cristalino (partículas aerotransportadas de tamaño respirable), que es conocido por el estado de California para causar cáncer. Para más información vaya a www.P65Warnings.ca.gov

PEACE OF MIND, GUARANTEED

LIFETIME TRANSFERABLE LIMITED WARRANTY




















Oldcastle® APG, Inc. ("Belgard") is proud to inform you that all of our interlocking concrete paver and retaining walls ("Products") meet and/or exceed the requirements of ASTM C-936 and ASTM C-1372. Belgard® guarantees its Products against these standards for the lifetime of the Product defined by ICPI. This guarantee does not apply to splitting, chipping or other breakage that could be caused by impact, abrasion or overloading. This warranty is transferable. The original proof of purchase is required.







This warranty is only valid if the material is installed under the guidelines of the ICPI (www.ICPI.org), The NCMA (www.ncma.org) or the Belgard Installation Guideline Manual. Improper installation voids this warranty. This warranty is for residential applications only and does not apply to commercial applications. It is recommended that the job be installed by a Belgard Contractor Program participant who guarantees their workmanship for a minimum of 3 years from the date of install. For warranty service, contact Belgard at 1-877-BELGARD. A service representative will investigate your claim within 10 business days. If the Belgard product fails to meet the specifications, Belgard will replace the defective product at no charge. Color matching cannot be guaranteed. Belgard will not be responsible for any replacement labor, consequential damages or incidental damages. This warranty gives you specific legal rights, and you may also have other rights which vary from state to state. Some states do not allow for the exclusion or limitation of incidental or consequential damages, so the above limitation or exclusion may not apply to you.

For specific information regarding warranty coverage and exclusions in regards to the Elements™ and Porcelain Paver products, please visit: Belgard.com/Warranty.










PRODUCT INDEX

PAVERS

 Aqua Dublin.....	70
 Aqualine™.....	71
 Ardesie.....	74
 Avalon Slate.....	52
 Belgian Cobble®.....	62
 Blue.s.....	76
 Cambridge Cobble®.....	66
 Catalina Grana®.....	44
 Dublin Cobble®.....	64
 Glocal.....	78
 Holland Stone.....	68
 Lafitt® Grana Slab.....	46
 Lafitt® Rustic Slab.....	54
 Lagoon.....	80
 Mega-Arbel®.....	56
 Mega-Lafitt®.....	58
 Mega-Libre®.....	60
 Melville™ Plank.....	48
 Moduline Series®.....	50

 Na.me.....	82
 Noon.....	84
 Old World Paver™.....	69
 Quarziti 2.0.....	86
 Silverlake.....	88
 Sundeck.....	90
 Urbana Stone®.....	72
 Verona™.....	92







WALLS

 Ashlar Tandem™.....	100
 Belair Wall® 2.0.....	102
 Castlemanor®.....	104
 Highland Stone®.....	110
 Melville Tandem™.....	96
 Melville™ Wall.....	98
 Shelton Wall™.....	106
 Sterling®.....	112
 Weston Stone™.....	108

FIRE FEATURES

 Bordeaux™ Series.....	116
 Brighton™ Series.....	120
 Bristol™ Series.....	118
 Weston Stone™ Fire Pit Kit.....	122
 Weston Stone™ Kits.....	123

ACCESSORIES

 Anglia Edger®.....	128
 Laguna™ Coping.....	126
 Marina™ Coping.....	129
 Melville™ Curb.....	127
 Unico.....	130
 Porcelain Veneer.....	132

COLLECTIONS LEGEND

	Metropolitan Collection
	Natural Collection
	Heritage Collection
	Legacy Collection
	Environmental Collection
	Porcelain Collection



SIERRA STOCKTON

4202 Gibraltar Court
Stockton, CA 95206
Ph: 209-983-1609

STAY CONNECTED



OutdoorLivingbyBelgard



BelgardOutdoorLiving



BelgardHardscapes



Belgard



Belgard



Belgard.com/Blog

