



# THE OUTDOOR PLUS

USA MANUFACTURER OF FIRE & WATER PRODUCTS



**FIRE & WATER  
PRODUCTS CATALOG**

701 S DUPONT AVE. ONTARIO, CA  
THEOUTDOORPLUS.COM  
SALES@THEOUTDOORPLUS.COM



# About Us

The Outdoor Plus is a USA manufacturer of outdoor fire and water goods for home & commercial spaces. T.O.P's goal is provide T.O.P's clients the highest quality of hand-crafted products. We are constantly bringing fresh ideas to life to bring something new & exciting to the market. From new fire pit designs, innovative material finishes, improving the function of existing products and ease of use, we are constantly striving to make your experience with us and T.O.P's products the best it can be.

Our products are 100% made in the USA and everything we do is done in-house. We are able to cut, weld, mold, finish, pack and ship all of T.O.P's products all in-house. By being vertically integrated, we can provide a more consistent control of speed, quality & price that gets passed down onto you.

We have over 25 years of Professional experience designing, building and installing unique fire and water features. From T.O.P's President to the Head of Manufacturing, the Director of Sales and Marketing, we have all made a career of aiding home owners and businesses bring their vision of the perfect backyard experience come to life.



# Photography Program

- » Here at TOP FIRES® we are always looking for the best images that represents T.O.P's products and the lifestyle around it.
- » Finished an installation that uses T.O.P's products that you are proud of? Send us your images!  
Most digital cameras or high end smart phones will work!
- » If your images are approved, you may receive up to **\$150 in credit** for any future purchases.
- » Send Pictures with name, company name, phone number & Sales Order # to SALES@THEOUTDOORPLUS.COM

*Help us promote your work with T.O.P's amazing products.  
We look forward to your submissions!*

## **IMAGES REQUIREMENTS:**

- » Must be high resolution.
- » Larger than 2000 x 2000 pixels.
- » Minimum 200 PPI.





# Table of Contents

## **TABLE OF CONTENTS**

### **◆ 4 Bowls & Fire Pit Collections**

- 5 What's Included In Your Bowl?
- 6 Cazo Collection
- 16 Sedona Collection
- 27 Luna Collection
- 30 Maya Collection
- 45 Avalon Collection
- 53 Roma Collection
- 55 Remi Collection
- 56 Nile Collection

### **◆ 57 Corten Steel Planters**

### **◆ 60 Fire Pits & Tables**

### **◆ 125 READY-TO-FINISH FIRE PITS**

- 129 Ready-To-Finish Fire Places

### **◆ 130 Propane Tank Enclosures**

### **◆ 131 SCUPPERS**

### **◆ 135 Fire Towers**

### **◆ 138 Self Contained Fire & Water Fountains**

- 145 Self-Contained Unit Replacement Parts

### **◆ 146 Gas Fire Torches**

- 147 Torch Heads
- 148 Torch Kits & Accessories
- 150 Torch Head Styles & Columns

### **◆ 153 Water Over Fire Pit Insert**

### **◆ 155 Ornaments & Sculptures**

### **◆ 161 Fire Pit Add Ons**

- 161 Fire Pit Glass & Lava Rock

- 162 Fire Pit Lids
- 162 Access Doors
- 163 Wind Guards & Flame Guards
- 164 Canvas Covers

### **◆ 166 Custom Fire & Water Features**

### **◆ 168 Warranty & Freight Policies**

### **◆ 169 Color & Material Swatches**

### **◆ 171 CORTEN STEEL - HOW TO MAINTAIN IT**

### **◆ 172 COPPER & POWDER COAT MAINTENANCE**

### **◆ 173 Clearance From Combustibles Information**





# THE OUTDOOR PLUS

USA MANUFACTURER OF FIRE & WATER PRODUCTS

Bowls & Fire Pit Collections

48" x 20" Linear Maya Fire Bowls in Limestone Finish — Courtesy of Melos Pool and Outdoors. Palm Desert, CA. USA

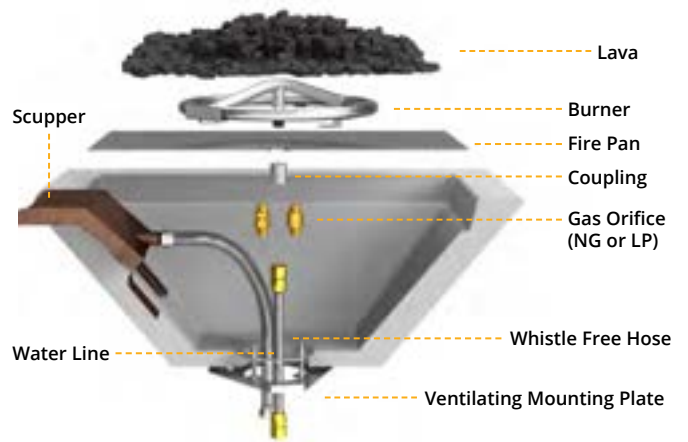


# WHAT'S INCLUDED IN YOUR BOWL?

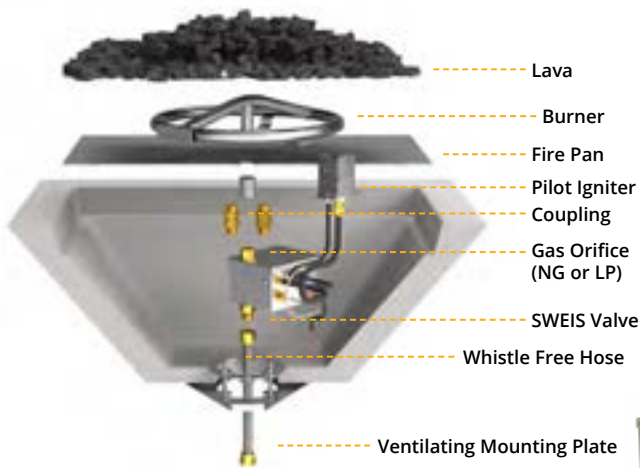
## MATCH LIT FIRE BOWLS



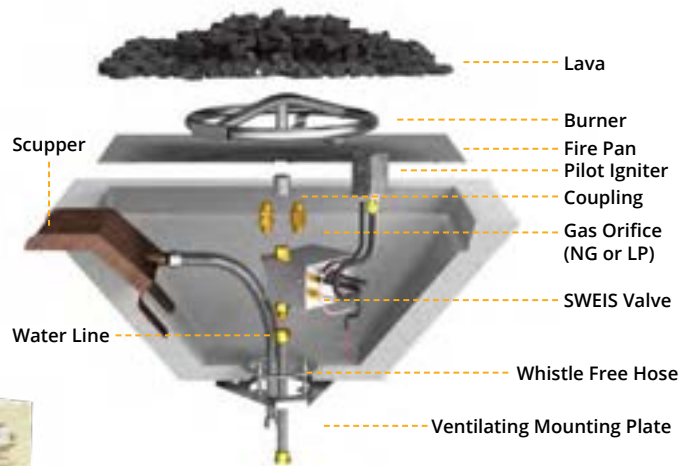
## MATCH LIT FIRE & WATER BOWLS



## LOW VOLTAGE FIRE BOWLS



## LOW VOLTAGE FIRE & WATER BOWLS



Every Electronic Ignition System Uses a Low Voltage Transformer

### Liquid Propane

Liquid Propane applications require a Brass Air Mixer Orifice. This orifice integrates air into the propane for a cleaner burning flame. This prevents soot from being created and staining the unit and other surroundings.

### Natural Gas

Natural Gas applications come with a brass orifice mounted directly underneath the burner. Key Valves must be mounted within arms reach of the burner.

### Mounting Brackets

All fire bowls come shipped with a mounting bracket. This mounting bracket provides ventilation and a secure mount.

### Propane & Glass

It is not recommended to use any sort of fire glass or glass pebbles in Liquid Propane applications. Propane is 1.5x heavier than air and sinks, decorative glass is dense and may not allow the propane to properly rise. Propane may collect and pool under the surface of the glass or inside the enclosure creating a potentially dangerous situation.



**NOTE: Key Valves are sold separately & may be installed onto the face of the bowl. To have your bowls shipped like this for an additional fee, add OPT-KVI to your order (Includes Key Valve, Whistle Free Hose & Installation)**

**NOTE: Some bowls do not include mounting brackets.**

**WARRANTY IS VOID IF THE MOUNTING BRACKET IS NOT PROPERLY INSTALLED**



24" ASH

## Cazo Planter Bowl - GFRC Concrete

Includes: Bowl Only (Soil and plants not included.) (3" Opening)

### 24" Bowl OPT-24RP

- » Size: 24"
- » Height: 9"
- » Base: 9"
- » Soil Usage: 1 ft<sup>3</sup>

### 31" Bowl OPT-31RP

- » Size: 31"
- » Height: 10"
- » Base: 10"
- » Soil Usage: 2 ft<sup>3</sup>

### 36" Bowl OPT-36RP

- » Size: 36"
- » Height: 12"
- » Base: 14"
- » Soil Usage: 3.5 ft<sup>3</sup>

### 48" Bowl OPT-48RP

- » Size: 48"
- » Height: 16"
- » Base: 20"
- » Soil Usage: 8.75 ft<sup>3</sup>



32" EBONY

## Cazo Planter Bowl - GFRC Wood Grain

Includes: Bowl Only  
(Soil and plants not included.) (3" Opening)

### 24" Bowl OPT-24RWGPO

- » Size: 24"
- » Height: 8"
- » Base: 12"
- » Soil Usage: 3.5 ft<sup>3</sup>

### 32" Bowl OPT-32RWGPO

- » Size: 32"
- » Height: 11"
- » Base: 12"
- » Soil Usage: 2.5 ft<sup>3</sup>



30" COPPER

## Cazo Planter Bowl - Hammered Patina Copper

Includes: Bowl Only  
(Soil and plants not included.) (3" Opening)

### 24" Bowl OPT-R24CPO

- » Size: 24"
- » Height: 10"
- » Base: 10"
- » Soil Usage: 1.25 ft<sup>3</sup>

### 30" Bowl OPT-R30CPO

- » Size: 30"
- » Height: 12"
- » Base: 15"
- » Soil Usage: 3 ft<sup>3</sup>

### 36" Bowl OPT-R36CPO

- » Size: 36"
- » Height: 12"
- » Base: 15"
- » Soil Usage: 3.75 ft<sup>3</sup>



30" GRAY

## Cazo Planter Bowl - Metal Powder Coat

Includes: Bowl Only  
(Soil and plants not included.)

### 24" Bowl OPT-R24PCPO

- » Size: 24"
- » Height: 10"
- » Base: 10"
- » Soil Usage: 1.5 ft<sup>3</sup>

### 30" Bowl OPT-R30PCPO

- » Size: 30"
- » Height: 12"
- » Base: 16"
- » Soil Usage: 3 ft<sup>3</sup>

### 36" Bowl OPT-R36PCPO

- » Size: 36"
- » Height: 12"
- » Base: 20"
- » Soil Usage: 4.5 ft<sup>3</sup>

# CAZO PLANTER & WATER BOWLS

## Cazo Planter & Water Bowl - GFRC Concrete

Includes: Bowl, Copper Scupper (¾" Inlet) (3" Opening)  
(Soil and plants not included)



24" BROWN

### 24" Bowl OPT-24RPW

- » Size: 24"
- » Height: 9"
- » Base: 9"
- » Scupper: 8"
- » Soil Usage: 1.25 ft<sup>3</sup>
- » GPM: 7-10

### 31" Bowl OPT-31RPW

- » Size: 31"
- » Height: 10"
- » Base: 10"
- » Scupper: 8"
- » Soil Usage: 2 ft<sup>3</sup>
- » GPM: 7-10

### 36" Bowl OPT-36RPW

- » Size: 36"
- » Height: 12"
- » Base: 14"
- » Scupper: 8"
- » Soil Usage: 3.75 ft<sup>3</sup>
- » GPM: 7-10

### 48" Bowl OPT-48RPW

- » Size: 48"
- » Height: 16"
- » Base: 20"
- » Scupper: 8"
- » Soil Usage: 8.75 ft<sup>3</sup>
- » GPM: 7-10.



24" IVORY

## Cazo Planter & Water Bowl - GFRC Wood Grain

Includes: Bowl, Copper Scupper (¾" Inlet) (3" Opening)  
(Soil and plants not included)

### 24" Bowl OPT-24RWGPW

- » Size: 24"
- » Height: 8"
- » Base: 12"
- » Soil Usage: 1.25 ft<sup>3</sup>
- » Scupper: 8"
- » GPM: 7-10

### 32" Bowl OPT-32RWGPW

- » Size: 32"
- » Height: 10"
- » Base: 12"
- » Soil Usage: 2.25 ft<sup>3</sup>
- » Scupper: 8"
- » GPM: 7-10

## Cazo Planter & Water Bowl - Hammered Patina Copper

Includes: Bowl, Copper Scupper (¾" Inlet) (3" Opening)  
(Soil and plants not included)



24" COPPER

### 24" Bowl OPT-R24CPW

- » Size: 24"
- » Height: 10"
- » Base: 10"
- » Soil Usage: 1.5 ft<sup>3</sup>
- » Scupper: 8"
- » GPM: 7-10

### 30" Bowl OPT-R30CPW

- » Size: 30"
- » Height: 12"
- » Base: 15"
- » Soil Usage: 3 ft<sup>3</sup>
- » Scupper: 8"
- » GPM: 7-10

### 36" Bowl OPT-R36CPW

- » Size: 36"
- » Height: 12"
- » Base: 15"
- » Soil Usage: 3.75 ft<sup>3</sup>
- » Scupper: 10"
- » GPM: 10

## Cazo Planter & Water Bowl - Metal Powder Coat

Includes: Bowl, Copper Scupper (¾" Inlet)  
(Soil and plants not included)



24" WHITE

### 24" Bowl OPT-R24PCPW

- » Size: 24"
- » Height: 10"
- » Base: 10"
- » Soil Usage: 1.5 ft<sup>3</sup>
- » Scupper: 8"
- » GPM: 7-10

### 30" Bowl OPT-R30PCPW

- » Size: 30"
- » Height: 12"
- » Base: 16"
- » Soil Usage: 3 ft<sup>3</sup>
- » Scupper: 8"
- » GPM: 7-10

### 36" Bowl OPT-R36PCPW

- » Size: 36"
- » Height: 12"
- » Base: 20"
- » Soil Usage: 3.75 ft<sup>3</sup>
- » Scupper: 10"
- » GPM: 7-10

## Cazo Water Bowl - GFRC Concrete

Includes: Bowl, Copper Spillway, & Smooth Flow Water Fitting (1 1/2" Inlet)

### 24" Bowl OPT-24RWO

- » Size: 24"
- » Height: 9"
- » Base: 9"
- » Scupper: 8"
- » GPM: 7-10

### 36" Bowl OPT-36RWO

- » Size: 36"
- » Height: 12"
- » Base: 14"
- » Scupper: 8"
- » GPM: 7-10

### 31" Bowl OPT-31RWO

- » Size: 31"
- » Height: 10"
- » Base: 10"
- » Scupper: 8"
- » GPM: 7-10

### 48" Bowl OPT-48RWO

- » Size: 48"
- » Height: 16"
- » Base: 20"
- » Scupper: 8"
- » GPM: 7-10

### Optional Accessories

Unit	Canvas Cover
24" Cazo	OPT-BCVR-24R-9H
31" Cazo	OPT-BCVR-31R-10H
36" Cazo	OPT-BCVR-36R-12H
48" Cazo	OPT-BCVR-48R-16H



24" NATURAL GRAY



32" IVORY

## Cazo Water Bowl - GFRC Wood Grain

Includes: Bowl, Copper Spillway, & Smooth Flow Water Fitting (1 1/2" Inlet)

### 24" Bowl OPT-24RWGWO

- » Size: 24"
- » Height: 8"
- » Base: 12"
- » Scupper: 8"
- » GPM: 7-10

### 32" Bowl OPT-32RWGWO

- » Size: 32"
- » Height: 10"
- » Base: 12"
- » Scupper: 8"
- » GPM: 7-10

### Optional Accessories

Unit	Canvas Cover
24" Cazo	OPT-BCVR-24R-10H
31" Cazo	OPT-BCVR-32R-12H
36" Cazo	OPT-BCVR-36R-12H

## Cazo Water Bowl - Hammered Patina Copper

Includes: Bowl, Copper Spillway  
(1 1/2" Water Inlet)

### 24" Bowl OPT-R24CPWO

- » Size: 24"
- » Height: 10"
- » Base: 10"
- » Scupper: 8"
- » GPM: 7-10

### 30" Bowl OPT-R30CPWO

- » Size: 30"
- » Height: 12"
- » Base: 15"
- » Scupper: 8"
- » GPM: 7-10

### 36" Bowl OPT-R36CPWO

- » Size: 36"
- » Height: 12"
- » Base: 15"
- » Scupper: 12"
- » GPM: 10

### Optional Accessories

Unit	Canvas Cover
24" Cazo	OPT-BCVR-24R-10H
31" Cazo	OPT-BCVR-32R-12H
36" Cazo	OPT-BCVR-36R-12H



24" COPPER

## Cazo Water Bowl - Metal Powder Coat

Includes: Bowl, Copper Spillway,  
(1 1/2" Water Inlet)

### 24" Bowl OPT-R24PCWO

- » Size: 24"
- » Height: 10"
- » Base: 10"
- » Scupper: 8"
- » GPM: 7-10

### 30" Bowl OPT-R30PCWO

- » Size: 30"
- » Height: 12"
- » Base: 16"
- » Scupper: 8"
- » GPM: 7-10

### 36" Bowl OPT-R36PCWO

- » Size: 36"
- » Height: 12"
- » Base: 20"
- » Scupper: 10"
- » GPM: 7-10



24" SILVER VEIN



### All Water Bowls Include The Easy Flow Fitting

All Water Bowls come with easy-flow water fitting that accommodates a 1 1/2" water line

### Optional Accessories

Unit	Canvas Cover
24" Cazo	OPT-BCVR-24R-10H
31" Cazo	OPT-BCVR-32R-12H
36" Cazo	OPT-BCVR-36R-12H



# CAZO FIRE BOWLS



24" GRAY

## Cazo Fire Bowl - GFRC Concrete

Includes: Bowl, Fire Pan, Burner, Whistle Free Hose, Gas Orifice, Mounting Bracket, Lava Rock. (3" Opening)

### 24" Bowl

OPT-24RFO  
OPT-24RFOE12V

- » Size: 24"
- » Height: 9"
- » Base: 9"
- » Burner: 8"
- » BTU: 45K
- » Sugg. Glass: 40 lbs.

### 31" Bowl

OPT-31RFO  
OPT-31RFOE12V

- » Size: 31"
- » Height: 10"
- » Base: 10"
- » Burner: 12"
- » BTU: 65K
- » Sugg. Glass: 55lbs.

### 36" Bowl

OPT-36RFO  
OPT-36RFOE12V

- » Size: 36"
- » Height: 12"
- » Base: 14"
- » Burner: 12"
- » BTU: 65K
- » Sugg. Glass: 95 lbs.

### 48" Bowl

OPT-48RFO  
OPT-48RFOE12V

- » Size: 48"
- » Height: 16"
- » Base: 20"
- » Burner: 18"
- » BTU: 160K
- » Sugg. Glass: 200 lbs.

### Bullet Burner Upgrades

Unit	Stainless Steel Bullet Burner
24" Cazo	OPT-B8SS
31" & 36" Cazo	OPT-B12SS
48" Cazo	OPT-B18SS

### Optional Accessories

Unit	Canvas Cover	Unit	Canvas Cover
24" Cazo	OPT-BCVR-24R-9H	36" Cazo	OPT-BCVR-36R-12H
31" Cazo	OPT-BCVR-31R-10H	48" Cazo	OPT-CVR-48R-16H

## Cazo Fire Bowl - Woodgrain Concrete

Includes: Bowl, Fire Pan, Burner, Whistle Free Hose, Gas Orifice, Mounting Bracket, Lava Rock. (3" Opening)

### 24" Bowl

OPT-24RWGFO  
OPT-24RWGFOE12V

- » Size: 24"
- » Height: 8"
- » Base: 12"
- » Burner: 8"
- » BTU: 45K
- » Sugg. Glass: 20 lbs.

### 32" Bowl

OPT-32RWGFO  
OPT-32RWGFOE12V

- » Size: 32"
- » Height: 10"
- » Base: 12"
- » Burner: 8"
- » BTU: 45K
- » Sugg. Glass: 20 lbs.

### Bullet Burner Upgrades


Unit	Stainless Steel Bullet Burner
24" Cazo	OPT-BRDSS8
32" Cazo	OPT-BRDSS8

### Optional Accessories

Unit	Canvas Cover
24" Cazo	OPT-BCVR-24R-8H
32" Cazo	OPT-BCVR-32R-10H



32" OAK



### GFRC WOOD GRAIN COLOR OPTIONS

When ordering, specify the color by adding the color code to the end of the Part #.  
**Example:** Coronado Fire Pit in Ivory = OPT-COR48-IVY

When ordering, specify the concrete color by adding the color code to the end of the Part #. Example: 27" Brown Sedona Water Bowl = OPT-27RWO-BRN  
Metallic Finishes and Rustic Finishes are available at an extra charge

<b>Black</b> -BLK	<b>Ash</b> -ASH	<b>Natural Gray</b> -NGY	<b>Gray</b> -GRY	<b>White Limestone</b> -LIM	<b>Chocolate</b> -CHC	<b>Chestnut</b> -CST	<b>Brown</b> -BRN	<b>Vanilla</b> -VAN
<b>Rustic Gray</b> -RGR	<b>Moss Stone</b> -RMS	<b>Rustic White</b> -RWH	<b>Coffee</b> -RCF	<b>Slate</b> -MSL	<b>Silver</b> -MSV	<b>Pearl</b> -MPR	<b>Bronze</b> -MBR	<b>Copper</b> -MCP

The Outdoor Plus individually handcrafts all products shown here. Finishes are subject to slight texture/color variations.

**Proudly Made In The USA**



24" COPPER

## Cazo Fire Bowl - Hammered Patina Copper

Includes: Bowl, Fire Pan, Burner, Whistle Free Hose, Gas Orifice, Mounting Bracket, Lava Rock. (3" Opening)

### 24" Bowl

OPT-101-24NWF  
OPT-101-24NWF12V

- » Size: 24"
- » Height: 10"
- » Base: 10"
- » Burner: 8"
- » BTU: 45K
- » Sugg. Glass: 20 lbs.

### 30" Bowl

OPT-102-30NWF  
OPT-102-30NWF12V

- » Size: 30"
- » Height: 12"
- » Base: 15"
- » Burner: 8"
- » BTU: 45K
- » Sugg. Glass: 35 lbs.

### 36" Bowl

OPT-102-36NWF  
OPT-102-36NWF12V

- » Size: 36"
- » Height: 12"
- » Base: 15"
- » Burner: 12"
- » BTU: 65K
- » Sugg. Glass: 50 lbs.

### Bullet Burner Upgrades

Unit	Stainless Steel Bullet Burner
24" Cazo	OPT-BRDSS8
30" Cazo	OPT-BRDSS8
36" Cazo	OPT-BRDSS12

### Optional Accessories

Unit	Canvas Cover
24" Cazo	OPT-BCVR-24R-10H
32" Cazo	OPT-BCVR-32R-12H
36" Cazo	OPT-BCVR-36R-12H



24" COPPER VEIN

## Cazo Fire Bowl - Metal Powder Coat

Includes: Bowl, Fire Pan, Burner, Whistle Free Hose, Gas Orifice, Mounting Bracket, Lava Rock.

### 24" Bowl

OPT-R24PCFO  
OPT-R24PCFOE12V

- » Size: 24"
- » Height: 10"
- » Base: 10"
- » Burner: 8"
- » BTU: 45K
- » Sugg. Glass: 20 lbs.

### 30" Bowl

OPT-R30PCFO  
OPT-R30PCFOE12V

- » Size: 30"
- » Height: 12"
- » Base: 16"
- » Burner: 12"
- » BTU: 65K
- » Sugg. Glass: 35 lbs.

### 36" Bowl

OPT-R36PCFO  
OPT-R36PCFOE12V

- » Size: 36"
- » Height: 12"
- » Base: 20"
- » Burner: 12"
- » BTU: 65K
- » Sugg. Glass: 50 lbs.

### Bullet Burner Upgrades

Unit	Stainless Steel Bullet Burner
24" Cazo	OPT-BRDSS8
30" & 36" Cazo	OPT-BRDSS12

### Optional Accessories

Unit	Canvas Cover
24" Cazo	OPT-BCVR-24R-10H
32" Cazo	OPT-BCVR-32R-12H
36" Cazo	OPT-BCVR-36R-12H



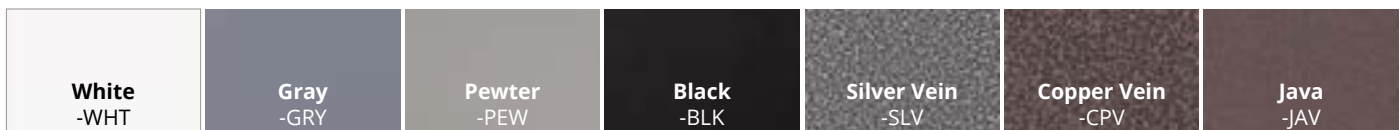
### Key Valve Upgrade

OPT-KVI

Installed Onto Bowl: Key Valve, Installation Bracket, & Gas Hoses

## POWDER COAT COLOR OPTIONS

When ordering, specify the concrete color by adding the color code to the end of the Part #. **Example:** 27" Brown Sedona Water Bowl = OPT-27RWO-BRN





# CAZO FIRE BOWLS - CONCRETE

## Cazo Fire & Water Bowl - GFRC Concrete

Includes: Bowl, Copper Scupper (3/4" Inlet) Fire Pan, Burner, Whistle Free Hose, Gas Orifice, Mounting Bracket, Lava Rock. (3" Opening)



24" BLACK

**24" Bowl**  
OPT-24RWF  
OPT-24RWFWE12V

- » Size: 24"
- » Height: 9"
- » Base: 9"
- » Burner: 8"
- » BTU: 45K
- » Sugg. Glass: 40 lbs.
- » GPM: 7-10.

**31" Bowl**  
OPT-31RWF  
OPT-31RWFWE12V

- » Size: 31"
- » Height: 10"
- » Base: 10"
- » Burner: 12"
- » BTU: 65K
- » Sugg. Glass: 55lbs.
- » GPM: 7-10.

**36" Bowl**  
OPT-36RWF  
OPT-36RWFWE12V

- » Size: 36"
- » Height: 12"
- » Base: 14"
- » Burner: 12"
- » BTU: 65K
- » Sugg. Glass: 95 lbs.
- » GPM: 7-10.

**48" Bowl**  
OPT-48RWF  
OPT-48RWFWE12V

- » Size: 48"
- » Height: 16"
- » Base: 20"
- » Burner: 18"
- » BTU: 160K
- » Sugg. Glass: 200 lbs.
- » GPM: 7-10.

### Bullet Burner Upgrades

Unit	Stainless Steel Bullet Burner
24" Cazo	OPT-BRDSS8
31" & 36" Cazo	OPT-BRDSS12
48" Cazo	OPT-BRDSS18

### Optional Accessories

Unit	Canvas Cover	Unit	Canvas Cover
24" Cazo	OPT-BCVR-24R-9H	36" Cazo	OPT-BCVR-36R-12H
31" Cazo	OPT-BCVR-31R-10H	48" Cazo	OPT-CVR-48R-16H

## Cazo Fire & Water Bowl - Wood Grain Concrete

Includes: Bowl, Copper Scupper (3/4" Inlet) Fire Pan, Burner, Whistle Free Hose, Gas Orifice, Mounting Bracket, Lava Rock. (3" Opening)

**24" Bowl**  
OPT-24RWGFW  
OPT-24RWGFWE12V

- » Size: 24"
- » Height: 8"
- » Base: 12"
- » Burner: 8"
- » BTU: 45K
- » Sugg. Glass: 20 lbs.
- » Scupper: 8"
- » GPM: 7-10

**32" Bowl**  
OPT-32RWGFW  
OPT-32RWGFWE12V

- » Size: 32"
- » Height: 10"
- » Base: 12"
- » Burner: 8"
- » BTU: 45K
- » Sugg. Glass: 20 lbs.
- » Scupper: 8"
- » GPM: 7-10

### Bullet Burner Upgrades

Unit	Stainless Steel Bullet Burner
24" Cazo	OPT-BRDSS8
32" Cazo	OPT-BRDSS8

### Optional Accessories

Unit	Canvas Cover
24" Cazo	OPT-BCVR-24R-8H
32" Cazo	OPT-BCVR-32R-10H



32" EBONY



### All Water Bowls Include The Easy Flow Fitting


All Water Bowls come with easy-flow water fitting that accommodates a 1 1/2" water line




### Key Valve Upgrade

OPT-KVI

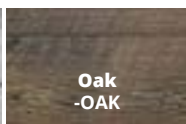
Installed Onto Bowl: Key Valve, Installation Bracket, & Gas Hoses



**Ebony**  
-EBN



**Ivory**  
-IVY



**Oak**  
-OAK

### GFRC WOOD GRAIN COLOR OPTIONS

When ordering, specify the color by adding the color code to the end of the Part #.  
**Example:** Coronado Fire Pit in Ivory = OPT-COR48-IVY

# CAZO FIRE BOWLS - HAMMERED COPPER & POWDER COAT

## Cazo Fire & Water Bowl - Hammered Patina Copper

Includes: Bowl, Copper Scupper (3/4" Inlet) Fire Pan, Burner, Whistle Free Hose, Gas Orifice, Mounting Bracket, Lava Rock. (3" Opening)



24" COPPER

### 24" Bowl

OPT-101-24NWCB  
OPT-101-24NWCBE12V

- » Size: 24"
- » Height: 10"
- » Base: 10"
- » Burner: 8"
- » BTU: 45K
- » Sugg. Glass: 20 lbs.
- » Scupper: 8"
- » GPM: 7-10

### 30" Bowl

OPT-102-30NWCB  
OPT-102-30NWCBE12V

- » Size: 30"
- » Height: 12"
- » Base: 15"
- » Burner: 8"
- » BTU: 45K
- » Sugg. Glass: 35 lbs.
- » Scupper: 8"
- » GPM: 7-10

### 36" Bowl

OPT-102-36NWCB  
OPT-102-36NWCBE12V

- » Size: 36"
- » Height: 12"
- » Base: 15"
- » Burner: 12"
- » BTU: 65K
- » Sugg. Glass: 50 lbs.
- » Scupper: 8"
- » GPM: 7-10

### Bullet Burner Upgrades

Unit	Stainless Steel Bullet Burner
24 & 30" Cazo	OPT-BRDSS8
36" Cazo	OPT-BRDSS12

### Optional Accessories

Unit	Canvas Cover
24" Cazo	OPT-BCVR-24R-10H
30" Cazo	OPT-BCVR-30R-12H
36" Cazo	OPT-BCVR-36R-12H

## Cazo Fire & Water Bowl - Metal Powder Coat

Includes: Bowl, Copper Scupper (3/4" Inlet) Fire Pan, Burner, Whistle Free Hose, Gas Orifice, Mounting Bracket, Lava Rock.



24" GRAY

### 24" Bowl

OPT-R24PCFW  
OPT-R24PCFWE12V

- » Size: 24"
- » Height: 10"
- » Base: 10"
- » Burner: 8"
- » BTU: 45K
- » Sugg. Glass: 20 lbs.
- » Scupper: 8"
- » GPM: 7-10

### 30" Bowl

OPT-R30PCFW  
OPT-R30PCFWE12V

- » Size: 30"
- » Height: 12"
- » Base: 16"
- » Burner: 12"
- » BTU: 65K
- » Sugg. Glass: 35 lbs.
- » Scupper: 8"
- » GPM: 7-10

### 36" Bowl

OPT-R36PCFW  
OPT-R36PCFWE12V

- » Size: 36"
- » Height: 12"
- » Base: 20"
- » Burner: 12"
- » BTU: 65K
- » Sugg. Glass: 50 lbs.
- » Scupper: 10"
- » GPM: 7-10

### Bullet Burner Upgrades

Unit	Stainless Steel Bullet Burner
24" Cazo	OPT-BRDSS8
30" & 36" Cazo	OPT-BRDSS12

### Optional Accessories

Unit	Canvas Cover
24" Cazo	OPT-BCVR-24R-10H
32" Cazo	OPT-BCVR-32R-12H
36" Cazo	OPT-BCVR-36R-12H



### All Water Bowls Include The Easy Flow Fitting

All Water Bowls come with easy-flow water fitting that accommodates a 1 1/2" water line



### Key Valve Upgrade

OPT-KVI

Installed Onto Bowl: Key Valve, Installation Bracket, & Gas Hoses



31" Cazo Fire Bowls in Brown Finish  
Courtesy of Gold Medal Pools, Frisco, TX



31" Cazo Fire Bowls in Brown Finish — Courtesy of Horner Xpress



# CAZO BOWLS - CONCRETE & HAMMERED COPPER



48" GRAY

## 48" Cazo GFRC Fire & Water Bowl 360° Spill

Includes: Bowl, Fire Pan, Burner, Whistle Free Hose, Gas Orifice, Mounting Bracket, Lava Rock. (1 1/2" Water Inlet)

OPT-48CZFW360  
OPT-48CZFW360E12V

- » Size: 48"
- » Height: 17"
- » Base: 20"
- » Burner: 8"
- » BTU: 45K
- » Sugg. Glass: 25 lbs.
- » GPM: 40

### Bullet Burner Upgrades

Unit	Stainless Steel Bullet Burner
48" Cazo	OPT-BRDSS8

### Optional Accessories

Unit	Canvas Cover
48" Cazo	OPT-CVR-48R-17H



## Cazo Fire & Water Bowl Copper 4 - Way Spill

Includes: Bowl, Fire Pan, Burner, Whistle Free Hose, Gas Orifice, Lava Rock. (1 1/2" Water Inlet)

**30" Bowl**  
OPT-4W30  
OPT-4W30E12V

- » Size: 30"
- » Height: 12"
- » Base: 16"
- » Burner: 12"
- » BTU: 65K
- » Sugg. Glass: 40 lbs.
- » Scupper: 8"
- » GPM: 30
- » Water Inlet: 1 1/2"

**36" Bowl**  
OPT-4W36  
OPT-4W36E12V

- » Size: 36"
- » Height: 12"
- » Base: 20"
- » Burner: 12"
- » BTU: 65K
- » Sugg. Glass: 55 lbs.
- » Scupper: 8"
- » GPM: 30
- » Water Inlet: 1 1/2"

### Bullet Burner Upgrades

Unit	Stainless Steel Bullet Burner
30" Cazo	OPT-BRDSS12
36" Cazo	OPT-BRDSS12

### Optional Accessories

Unit	Canvas Cover
30" Cazo	OPT-BCVR-30R-12H
36" Cazo	OPT-BCVR-36R-12H

## Cazo Fire & Water Bowl Copper 360° Spill

Includes: Bowl, Fire Pan, Burner, Whistle Free Hose, Gas Orifice, Lava Rock. (1 1/2" Water Inlet)

**30" Bowl**  
OPT-30FW360  
OPT-30FW360E12V

- » Size: 30"
- » Height: 13.5"
- » Base: 16"
- » Burner: 6"
- » BTU: 35K
- » Sugg. Glass: 35 lbs.
- » GPM: 15
- » Water Inlet: 1 1/2"

**36" Bowl**  
OPT-36FW360  
OPT-36FW360E12V

- » Size: 36"
- » Height: 13.5"
- » Base: 20"
- » Burner: 8"
- » BTU: 45K
- » Sugg. Glass: 35 lbs.
- » GPM: 15
- » Water Inlet: 1 1/2"

### Bullet Burner Upgrades

Unit	Stainless Steel Bullet Burner
30" Cazo	OPT-BRDSS6
36" Cazo	OPT-BRDSS8

### Optional Accessories

Unit	Canvas Cover
30" Cazo	OPT-BCVR-30R-14H
36" Cazo	OPT-BCVR-36R-14H



30" Cazo Fire & Water Bowl, 4-Way Spill - OPT-4W30  
Courtesy of Pool Logic Design & Construction, CA



36" Cazo Fire & Water Bowl, 360° Spill - OPT-36FW360

# CAZO FIRE PITS

## Cazo Fire Pit - Narrow Ledge - GFRC Concrete & Metal Powder Coat

Cannot Store Propane Tank

### 48" Cazo

OPT-CZNL48	Match Lit Ignition
OPT-CZNL48FSML	Flame Sense
OPT-CZNL48EKIT	Plug & Play
OPT-CZNLPC48	Powder Coat

- » Diameter: 48"
- » Height: 17"
- » Base Diameter: 20"
- » Burn Area Diameter: 40"
- » Weight: 260 lbs.
- » BTU: 190K
- » Sugg. Fire Glass: 150 lbs.

### 60" Cazo

OPT-CZNL60	Match Lit Ignition
OPT-CZNL60FSML	Flame Sense
OPT-CZNL60EKIT	Plug & Play
OPT-CZNLPC60	Powder Coat

- » Diameter: 60"
- » Height: 21"
- » Base Diameter: 28"
- » Burn Area Diameter: 50"
- » Weight: 315 lbs.
- » BTU: 330K
- » Sugg. Fire Glass: 200 lbs.



48" CHESTNUT  
POLISHED LAVA UPGRADE SOLD SEPARATELY

### Optional Accessories

Unit	Canvas Cover	Stainless Lid
48" Cazo	OPT-CVR-48R-17H	OPT-44RC
60" Cazo	OPT-CVR-60R-21H	OPT-54RC

### Bullet Burner Upgrades

Unit	Stainless Steel Bullet Burner
48" Cazo	OPT-BRDSS24
60" Cazo	OPT-BRDSS30

**Note: Also available in Powder Coat**

## Cazo Fire Pit - Wide Ledge - GFRC Concrete & Metal Powder Coat

Cannot Store Propane Tank

### 48" Cazo

OPT-CZ48	Match Lit Ignition
OPT-CZ48FSML	Flame Sense
OPT-CZ48EKIT	Plug & Play
OPT-CZPC48	Powder Coat

- » Diameter: 48"
- » Height: 17"
- » Base Diameter: 20"
- » Burn Area Diameter: 29"
- » Weight: 260 lbs.
- » BTU: 65K
- » Sugg. Fire Glass: 75 lbs.

### 60" Cazo

OPT-CZ60	Match Lit Ignition
OPT-CZ60FSML	Flame Sense
OPT-CZ60EKIT	Plug & Play
OPT-CZPC60	Powder Coat

- » Diameter: 60"
- » Height: 20"
- » Base Diameter: 28"
- » Burn Area Diameter: 40"
- » Weight: 315 lbs.
- » BTU: 160K
- » Sugg. Fire Glass: 125 lbs.



60" GRAY

### Optional Accessories

Unit	Canvas Cover	Stainless Lid
48" Cazo	OPT-CVR-48R-17H	OPT-33RC
60" Cazo	OPT-CVR-60R-20H	OPT-44RC

### Bullet Burner Upgrades

Unit	Stainless Steel Bullet Burner
48" Cazo	OPT-BRDSS12
60" Cazo	OPT-BRDSS18

**Note: Also available in Powder Coat**



24" Cazo Fire Bowl

Courtesy of Pool Logic Design & Construction, California



# CAZO FIRE PITS - COPPER & STAINLESS STEEL

## 48" Cazo Copper Fire Pit - Narrow Ledge

Does not include door for propane tank storage

OPT-RHC48 Match Lit Ignition  
 OPT-RHC48FSML Flame Sense  
 OPT-RHC48EKIT Plug & Play

- » Diameter: 48
- » Base Diameter: 18"
- » Height: 15"
- » Burning Area: 40"
- » Weight: 185 lbs.
- » BTU: 160K
- » Sugg. Fire Glass: 150 lbs.
- » Material: Copper
- » Finish: Patina Copper

### Optional Accessories

Canvas Cover	OPT-CVR-48R-15H
Stainless Steel Lid	OPT-42RC

### Bullet Burner Upgrades

Unit	Stainless Steel Bullet Burner
48" Cazo	OPT-BRDSS18



## 48" Cazo Copper Fire Pit - Wide Ledge

Does not include door for propane tank storage

OPT-RS48 Match Lit Ignition  
 OPT-RS48FSML Flame Sense  
 OPT-RS48EKIT Plug & Play

- » Diameter: 48"
- » Base Diameter: 18"
- » Height: 15"
- » Burning Area: 24"
- » Weight: 185 lbs.
- » BTU: 65K
- » Sugg. Fire Glass: 50 lbs.
- » Material: Copper
- » Finish: Patina Copper

### Optional Accessories

Canvas Cover	OPT-CVR-48R-15H
Stainless Steel Lid	OPT-26RC

### Bullet Burner Upgrades

Unit	Stainless Steel Bullet Burner
48" Cazo	OPT-BRDSS12



## 48" Cazo SS Fire Pit - Narrow Ledge

Cannot store propane tank.

OPT-SS48FP Match Lit Ignition  
 OPT-SS48FPFSML Flame Sense  
 OPT-SS48FPEKIT Plug & Play

- » Diameter: 48"
- » Height: 15"
- » Burning Area: 42"
- » Base Diameter: 24"
- » Weight: 155 Lbs.
- » BTU: 160K
- » Sugg. Fire Glass: 100 lbs.

### Bullet Burner Upgrades

Unit	Stainless Steel Bullet Burner
48" Cazo	OPT-BRDSS24

### Optional Accessories

Canvas Cover	OPT-CVR-48R-15H
Stainless Steel Lid	OPT-44RC



# SEDONA PLANTER BOWLS



27" ASH

## Planter Bowl - GFRC Concrete

Includes: Bowl Only  
(Soil and plants not included.) (3" Opening)

**27" Bowl**  
OPT-27RP

- » Size: 27"
- » Height: 10"
- » Base: 12"
- » Soil Usage: 2 ft<sup>3</sup>

**33" Bowl**  
OPT-33RP

- » Size: 33"
- » Height: 11"
- » Base: 18"
- » Soil Usage: 3 ft<sup>3</sup>



27" IVORY

## Sedona Planter Bowl - Wood Grain Concrete

Includes: Bowl Only  
(Soil and plants not included.) (3" Opening)

**27" Bowl**  
OPT-27RWGPO

- » Size: 27"
- » Height: 10"
- » Base: 12"
- » Soil Usage: 2 ft<sup>3</sup>



## Sedona Planter Bowl - Hammered Patina Copper

Includes: Bowl Only  
(Soil and plants not included.) (3" Opening)

**27" Bowl**  
OPT-27RCRPO

- » Size: 27"
- » Height: 10"
- » Base: 12"
- » Soil Usage: 2 ft<sup>3</sup>



27" GRAY

## Sedona Planter Bowl - Metal Powder Coat

Includes: Bowl Only  
(Soil and plants not included.)

**27" Bowl**  
OPT-27RPCPO

- » Size: 27"
- » Height: 10"
- » Base: 12"
- » Soil Usage: 2 ft<sup>3</sup>

**36" Bowl**  
OPT-36RPCPO

- » Size: 36"
- » Height: 13"
- » Base: 18"
- » Soil Usage: 4.5 ft<sup>3</sup>

**48" Bowl**  
OPT-48RPCPO

- » Size: 48"
- » Height: 16"
- » Base: 24"
- » Soil Usage: 6.5 ft<sup>3</sup>



# SEDONA PLANTER & WATER BOWLS



27" CHOCOLATE

## Sedona Planter & Water Bowl - GFRC Concrete

Includes: Bowl, Copper Scupper (¾" Inlet) (3" Opening)  
(Soil and plants not included)

### 27" Bowl OPT-27RPW

- » Size: 27"
- » Height: 10"
- » Base: 12"
- » Scupper: 8"
- » Soil Usage: 2 ft<sup>3</sup>
- » GPM: 7-10

### 33" Bowl OPT-33RPW

- » Size: 33"
- » Height: 11"
- » Base: 18"
- » Scupper: 8"
- » Soil Usage: 3 ft<sup>3</sup>
- » GPM: 7-10



27" IVORY

## Sedona Planter & Water Bowl - Woodgrain Concrete

Includes: Bowl, Copper Scupper (¾" Inlet) (3" Opening)  
(Soil and plants not included)

### 27" Bowl OPT-27RWGWP

- » Size: 27"
- » Height: 10"
- » Base: 12"
- » Soil Usage: 2 ft<sup>3</sup>
- » Scupper: 8"
- » GPM: 7-10



## Sedona Planter & Water Bowl - Hammered Patina Copper

Includes: Bowl, Copper Scupper (¾" Inlet) (3" Opening)  
(Soil and plants not included)

### 27" Bowl OPT-27RCPRPW

- » Size: 27"
- » Height: 10"
- » Base: 12"
- » Soil Usage: 2 ft<sup>3</sup>
- » Scupper: 8"
- » GPM: 7-10



27" WHITE

## Sedona Planter & Water Bowl - Metal Powder Coat

Includes: Bowl, Copper Scupper (¾" Inlet)  
(Soil and plants not included)

### 27" Bowl OPT-27RPCPW

- » Size: 27"
- » Height: 10"
- » Base: 12"
- » Soil Usage: 2 ft<sup>3</sup>
- » Scupper: 8"
- » GPM: 7-10

### 36" Bowl OPT-36RPCPW

- » Size: 36"
- » Height: 13"
- » Base: 18"
- » Soil Usage: 4.5 ft<sup>3</sup>
- » Scupper: 8"
- » GPM: 7-10

### 48" Bowl OPT-48RPCPW

- » Size: 48"
- » Height: 16"
- » Base: 24"
- » Soil Usage: 6.5 ft<sup>3</sup>
- » Scupper: 8"
- » GPM: 7-10



### All Water Bowls Include The Easy Flow Fitting

All Water Bowls come with easy-flow water fitting that accommodates a 1 ½" water line

# SEDONA WATER BOWLS



27" BROWN

## Sedona Water Bowl - GFRC Concrete

Includes: Bowl, Copper Spillway, & Smooth Flow Water Fitting (1 1/2" Inlet)

**27" Bowl**  
OPT-27RWO

- » Size: 27"
- » Height: 10"
- » Base: 12"
- » Scupper: 8"
- » GPM: 7-10

**33" Bowl**  
OPT-33RWO

- » Size: 33"
- » Height: 11"
- » Base: 18"
- » Scupper: 8"
- » GPM: 7-10



27" OAK

## Sedona Water Bowl - GFRC Wood Grain

Includes: Bowl, Copper Spillway, & Smooth Flow Water Fitting (1 1/2" Inlet)

**27" Bowl**  
OPT-27RWGWO

- » Size: 27"
- » Height: 10"
- » Base: 12"
- » Scupper: 8"
- » GPM: 7-10

### Optional Accessories

Unit	Canvas Cover
27" Sedona	OPT-BCVR-27R-10H



## Sedona Water Bowl - Hammered Patina Copper

Includes: Bowl, Copper Spillway  
(1 1/2" Water Inlet)

**27" Bowl**  
OPT-27RCPRWO

- » Size: 27"
- » Height: 10"
- » Base: 12"
- » Scupper: 8"
- » GPM: 7-10

## Sedona Water Bowl - Metal Powder Coat

Includes: Bowl, Copper Spillway,  
(1 1/2" Water Inlet)

**27" Bowl**  
OPT-27RPCWO

- » Size: 27"
- » Height: 10"
- » Base: 12"
- » Scupper: 8"
- » GPM: 7-10

**36" Bowl**  
OPT-36RPCWO

- » Size: 36"
- » Height: 13"
- » Base: 18"
- » Scupper: 8"
- » GPM: 7-10

**48" Bowl**  
OPT-48RPCWO

- » Size: 48"
- » Height: 16"
- » Base: 24"
- » Scupper: 8"
- » GPM: 7-10



27" BLACK



### All Water Bowls Include The Easy Flow Fitting

All Water Bowls come with easy-flow water fitting that accommodates a 1 1/2" water line



# SEDONA FIRE BOWLS



27" LIMESTONE

## Sedona Fire Bowl - GFRC Concrete

Includes: Bowl, Fire Pan, Burner, Whistle Free Hose, Gas Orifice, Mounting Bracket, Lava Rock. (3" Opening)

### 27" Bowl

OPT-27RFO  
OPT-27RFOE12V

- » Size: 27"
- » Height: 10"
- » Base: 12"
- » Burner: 8"
- » BTU: 45K
- » Sugg. Glass: 50 lbs.

### 33" Bowl

OPT-33RFO  
OPT-33RFOE12V

- » Size: 33"
- » Height: 11"
- » Base: 18"
- » Burner: 12"
- » BTU: 65K
- » Sugg. Glass: 75lbs.

### Bullet Burner Upgrades

Unit	Stainless Steel Bullet Burner
27" Sedona	OPT-BRDSS8
33" Sedona	OPT-BRDSS12

### Optional Accessories

Unit	Canvas Cover
27" Sedona	OPT-BCVR-27R-10H
33" Sedona	OPT-BCVR-33R-11H

## Sedona Fire Bowl - Wood Grain Concrete

Includes: Bowl, Fire Pan, Burner, Whistle Free Hose, Gas Orifice, Mounting Bracket, Lava Rock. (3" Opening)

### 27" Bowl

OPT-27RWGFO  
OPT-27RWGFOE12V

- » Size: 27"
- » Height: 10"
- » Base: 12"
- » Burner: 8"
- » BTU: 45K
- » Sugg. Glass: 20 lbs.



27" IVORY

### Optional Accessories

Unit	Canvas Cover
27" Sedona	OPT-BCVR-27R-10H

### Bullet Burner Upgrades


Unit	Stainless Steel Bullet Burner
27" Sedona	OPT-BRDSS8



### Key Valve Upgrade

OPT-KVI

Installed Onto Bowl: Key Valve, Installation Bracket, & Gas Hoses



### GFRC WOOD GRAIN COLOR OPTIONS

When ordering, specify the color by adding the color code to the end of the Part #.

**Example:** Coronado Fire Pit in Ivory = OPT-COR48-IVY

When ordering, specify the concrete color by adding the color code to the end of the Part #. Example: 27" Brown Sedona Water Bowl = OPT-27RWO-BRN  
Metallic Finishes and Rustic Finishes are available at an extra charge

<b>Black</b> -BLK	<b>Ash</b> -ASH	<b>Natural Gray</b> -NGY	<b>Gray</b> -GRY	<b>White Limestone</b> -LIM	<b>Chocolate</b> -CHC	<b>Chestnut</b> -CST	<b>Brown</b> -BRN	<b>Vanilla</b> -VAN
<b>Rustic Gray</b> -RGR	<b>Moss Stone</b> -RMS	<b>Rustic White</b> -RWH	<b>Coffee</b> -RCF	<b>Slate</b> -MSL	<b>Silver</b> -MSV	<b>Pearl</b> -MPR	<b>Bronze</b> -MBR	<b>Copper</b> -MCP

The Outdoor Plus individually handcrafts all products shown here. Finishes are subject to slight texture/color variations.

**Proudly Made In The USA**

## Sedona Fire Bowl - Hammered Patina Copper

Includes: Bowl, Fire Pan, Burner, Whistle Free Hose, Gas Orifice, Mounting Bracket, Lava Rock. (3" Opening)



**27" Bowl**  
OPT-27RCRFO  
OPT-27RCRFOE12V

- » Size: 27"
- » Height: 10"
- » Base: 12"
- » Burner: 8"
- » BTU: 45K
- » Sugg. Glass: 20 lbs.

### Optional Accessories

Unit	Canvas Cover
27" Sedona	OPT-BCVR-27R-10H

### Bullet Burner Upgrades

Unit	Stainless Steel Bullet Burner
27" Sedona	OPT-BRDSS8

## Sedona Fire Bowl - Metal Powder Coat

Includes: Bowl, Fire Pan, Burner, Whistle Free Hose, Gas Orifice, Mounting Bracket, Lava Rock.

**27" Bowl**  
OPT-27RPCFO  
OPT-27RPCFOE12V

- » Size: 27"
- » Height: 10"
- » Base: 12"
- » Burner: 8"
- » BTU: 45K
- » Sugg. Glass: 20 lbs.

**36" Bowl**  
OPT-36RPCFO  
OPT-36RPCFOE12V

- » Size: 36"
- » Height: 13"
- » Base: 18"
- » Burner: 12"
- » BTU: 65K
- » Sugg. Glass: 20 lbs.

**48" Bowl**  
OPT-48RPCFO  
OPT-48RPCFOE12V

- » Size: 48"
- » Height: 16"
- » Base: 24"
- » Burner: 18"
- » BTU: 160K
- » Sugg. Glass: 20 lbs.

### Optional Accessories

Unit	Canvas Cover
27" Sedona	OPT-BCVR-27R-10H
36" Sedona	OPT-BCVR-36R-13H
48" Sedona	OPT-BCVR-48R-15H

### Bullet Burner Upgrades

Unit	Stainless Steel Bullet Burner
27" Sedona	OPT-BRDSS8
36" Sedona	OPT-BRDSS12
48" Sedona	OPT-BRDSS18



27" COPPER VEIN



36" GRAY



### Key Valve Upgrade

OPT-KVI

Installed Onto Bowl: Key Valve, Installation Bracket, & Gas Hoses

### POWDER COAT COLOR OPTIONS

When ordering, specify the concrete color by adding the color code to the end of the Part #. **Example:** 27" Brown Sedona Water Bowl = OPT-27RWO-BRN

White -WHT	Gray -GRY	Pewter -PEW	Black -BLK	Silver Vein -SLV	Copper Vein -CPV	Java -JAV
---------------	--------------	----------------	---------------	---------------------	---------------------	--------------



# SEDONA FIRE & WATER BOWLS

## Sedona Fire & Water Bowl - GFRC Concrete

Includes: Bowl, Copper Scupper (3/4" Inlet) Fire Pan, Burner, Whistle Free Hose, Gas Orifice, Mounting Bracket, Lava Rock. (3" Opening)



27" CHESTNUT

**27" Bowl**  
OPT-27RFW  
OPT-27RFWE12V

- » Size: 27"
- » Height: 10"
- » Base: 12"
- » Burner: 8"
- » BTU: 45K
- » Sugg. Glass: 50 lbs.
- » GPM: 7-10

**33" Bowl**  
OPT-33RFW  
OPT-33RFWE12V

- » Size: 33"
- » Height: 11"
- » Base: 18"
- » Burner: 12"
- » BTU: 65K
- » Sugg. Glass: 75lbs.
- » GPM: 7-10

### Optional Accessories

Unit	Canvas Cover
27" Sedona	OPT-BCVR-27R-10H
33" Sedona	OPT-VCVR-33R-11H

### Bullet Burner Upgrades

Unit	Stainless Steel Bullet Burner
27" Sedona	OPT-BRDSS8
33" Sedona	OPT-BRDSS12

## Sedona Fire & Water Bowl - Wood Grain Concrete

Includes: Bowl, Copper Scupper (3/4" Inlet) Fire Pan, Burner, Whistle Free Hose, Gas Orifice, Mounting Bracket, Lava Rock. (3" Opening)

**27" Bowl**  
OPT-27RWGFW  
OPT-27RWGFWE12V

- » Size: 27"
- » Height: 10"
- » Base: 12"
- » Burner: 8"
- » BTU: 45K
- » Sugg. Glass: 20 lbs.
- » Scupper: 8"
- » GPM: 7-10

### Optional Accessories

Unit	Canvas Cover
27" Sedona	OPT-BCVR-27R-10H

### Bullet Burner Upgrades

Unit	Stainless Steel Bullet Burner
27" Sedona	OPT-BRDSS8



27" EBONY



### All Water Bowls Include The Easy Flow Fitting

All Water Bowls come with easy-flow water fitting that accommodates a 1/2" water line



### Key Valve Upgrade

OPT-KVI

Installed Onto Bowl: Key Valve, Installation Bracket, & Gas Hoses



### GFRC WOOD GRAIN COLOR OPTIONS

When ordering, specify the color by adding the color code to the end of the Part #.  
**Example:** Coronado Fire Pit in Ivory = OPT-COR48-IVY

When ordering, specify the concrete color by adding the color code to the end of the Part #. Example: 27" Brown Sedona Water Bowl = OPT-27RWO-BRN  
Metallic Finishes and Rustic Finishes are available at an extra charge

<b>Black</b> -BLK	<b>Ash</b> -ASH	<b>Natural Gray</b> -NGY	<b>Gray</b> -GRY	<b>White Limestone</b> -LIM	<b>Chocolate</b> -CHC	<b>Chestnut</b> -CST	<b>Brown</b> -BRN	<b>Vanilla</b> -VAN
<b>Rustic Gray</b> -RGR	<b>Moss Stone</b> -RMS	<b>Rustic White</b> -RWH	<b>Coffee</b> -RCF	<b>Slate</b> -MSL	<b>Silver</b> -MSV	<b>Pearl</b> -MPR	<b>Bronze</b> -MBR	<b>Copper</b> -MCP

The Outdoor Plus individually handcrafts all products shown here. Finishes are subject to slight texture/color variations.

**Proudly Made In The USA**

# SEDONA FIRE & WATER BOWLS

## Sedona Fire & Water Bowl - Hammered Patina Copper

Includes: Bowl, Copper Scupper (3/4" Inlet) Fire Pan, Burner, Whistle Free Hose, Gas Orifice, Mounting Bracket, Lava Rock. (3" Opening)

**27" Bowl**  
OPT-27RCPRFW  
OPT-27RCPRFWE12V

- » Size: 27"
- » Height: 10"
- » Base: 12"
- » Burner: 8"
- » BTU: 45K
- » Sugg. Glass: 20 lbs.
- » Scupper: 8"
- » GPM: 7-10

Optional Accessories	
Unit	Canvas Cover
27" Sedona	OPT-BCVR-27R-10H

Bullet Burner Upgrades	
Unit	Stainless Steel Bullet Burner
27" Sedona	OPT-BRDSS8



## Sedona Fire & Water Bowl - Metal Powder Coat

Includes: Bowl, Copper Scupper (3/4" Inlet) Fire Pan, Burner, Whistle Free Hose, Gas Orifice, Mounting Bracket, Lava Rock.

**27" Bowl**  
OPT-27RPCFW  
OPT-27RPCFWE12V

- » Size: 27"
- » Height: 10"
- » Base: 12"
- » Burner: 8"
- » BTU: 45K
- » Sugg. Glass: 20 lbs.
- » Scupper: 8"
- » GPM: 7-10

**36" Bowl**  
OPT-36RPCFW  
OPT-36RPCFWE12V

- » Size: 36"
- » Height: 13"
- » Base: 18"
- » Burner: 12"
- » BTU: 65K
- » Sugg. Glass: 20 lbs.
- » Scupper: 8"
- » GPM: 7-10

**48" Bowl**  
OPT-48RPCFW  
OPT-48RPCFWE12V

- » Size: 48"
- » Height: 16"
- » Base: 24"
- » Burner: 18"
- » BTU: 160K
- » Sugg. Glass: 20 lbs.
- » Scupper: 8"
- » GPM: 7-10



27" LIMESTONE

Optional Accessories	
Unit	Canvas Cover
27" Sedona	OPT-BCVR-27R-10H
36" Sedona	OPT-BCVR-36R-13H

Bullet Burner Upgrades	
Unit	Stainless Steel Bullet Burner
27" Sedona	OPT-BRDSS8
36" Sedona	OPT-BRDSS12



### All Water Bowls Include The Easy Flow Fitting

All Water Bowls come with easy-flow water fitting that accommodates a 1 1/2" water line

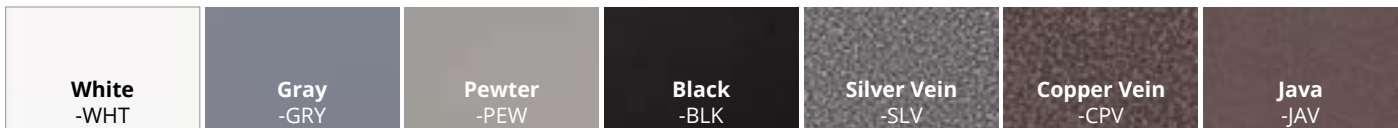


### Key Valve Upgrade

OPT-KVI  
Installed Onto Bowl: Key Valve, Installation Bracket, & Gas Hoses

### POWDER COAT COLOR OPTIONS

When ordering, specify the concrete color by adding the color code to the end of the Part #. **Example:** 27" Brown Sedona Water Bowl = OPT-27RWO-BRN





# SEDONA FIRE & WATER BOWLS

## Sedona GFRC Fire & Water Bowl — 4-Way Spill

Includes: Bowl, Fire Pan, Burner, Whistle Free Hose, Gas Orifice, Mounting Bracket, Lava Rock. (1 1/2" Water Inlet)

### 46" Bowl

OPT-46RFW4W  
OPT-46RFW4WE12V

- » Size: 46"
- » Height: 16"
- » Base: 24"
- » Burner: 18"
- » BTU: 160K
- » Sugg. Glass: 50 lbs.
- » GPM: 40

### 60" Bowl

OPT-60RFW4W  
OPT-60RFW4WE12V

- » Size: 60"
- » Height: 15"
- » Base: 38"
- » Burner: 18"
- » BTU: 160K
- » Sugg. Glass: 50 lbs.
- » GPM: 40

### Optional Accessories

Unit	Canvas Cover
46" Sedona	OPT-BCVR-46R-16H
60" Sedona	OPT-BCVR-60R-15H

### Bullet Burner Upgrades

Unit	Stainless Steel Bullet Burner
46" Sedona	OPT-BRDSS18
60" Sedona	OPT-BRDSS18



46" BLACK

## 38" Sedona GFRC Fire & Water Bowl — 360° Spill

Includes: Bowl, Fire Pan, Burner, Whistle Free Hose, Gas Orifice, Mounting Bracket, Lava Rock. (1 1/2" Water Inlet)

*Note: Water pumps not included - sold separately.*

OPT-38FW360  
OPT-38FW360E12V

- » Size: 38"
- » Height: 16"
- » Base: 18"
- » Burner: 8"
- » BTU: 45K
- » Sugg. Glass: 16lbs.
- » GPM: 40

### Optional Accessories

Unit	Canvas Cover
38" Sedona	OPT-BCVR-38R-16H

### Bullet Burner Upgrades

Unit	Stainless Steel Bullet Burner
38" Sedona	OPT-BRDSS8



38" GRAY



### All Water Bowls Include The Easy Flow Fitting

All Water Bowls come with easy-flow water fitting that accommodates a 1 1/2" water line



### Key Valve Upgrade

OPT-KVI  
Installed Onto Bowl: Key Valve, Installation Bracket, & Gas Hoses

When ordering, specify the concrete color by adding the color code to the end of the Part #. Example: 27" Brown Sedona Water Bowl = OPT-27RWO-BRN  
Metallic Finishes and Rustic Finishes are available at an extra charge

<b>Black</b> -BLK	<b>Ash</b> -ASH	<b>Natural Gray</b> -NGY	<b>Gray</b> -GRY	<b>White Limestone</b> -LIM	<b>Chocolate</b> -CHC	<b>Chestnut</b> -CST	<b>Brown</b> -BRN	<b>Vanilla</b> -VAN
<b>Rustic Gray</b> -RGR	<b>Moss Stone</b> -RMS	<b>Rustic White</b> -RWH	<b>Coffee</b> -RCF	<b>Slate</b> -MSL	<b>Silver</b> -MSV	<b>Pearl</b> -MPR	<b>Bronze</b> -MBR	<b>Copper</b> -MCP

The Outdoor Plus individually handcrafts all products shown here. Finishes are subject to slight texture/color variations.

**Proudly Made In The USA**



## Sedona Fire & Water Bowl Copper Gravity Spill

Includes: Bowl, Copper Scupper (3/4" Inlet) Fire Pan, Burner, Whistle Free Hose, Gas Orifice, Mounting Bracket, Lava Rock. (3" Opening)

**27" Bowl**  
OPT-27RCPRFWGS  
OPT-27RCPRFWGSE12V

- » Size: 27"
- » Height: 10"
- » Base: 12"
- » Burner: 8"
- » BTU: 45K
- » Sugg. Glass: 20 lbs.
- » Scupper: 8"
- » GPM: 7-10

### Bullet Burner Upgrades

Unit	Stainless Steel Bullet Burner
27" Sedona	OPT-BRDSS8

### Optional Accessories

Unit	Canvas Cover
27" Sedona	OPT-BCVR-27R-10H



### All Water Bowls Include The Easy Flow Fitting

All Water Bowls come with easy-flow water fitting that accommodates a 1 1/2" water line



### Key Valve Upgrade

OPT-KVI

Installed Onto Bowl: Key Valve, Installation Bracket, & Gas Hoses

## Sedona Fire Bowl with Round Legs - Metal Powder Coat

Includes: Bowl, Fire Pan, Burner, Whistle Free Hose, Gas Orifice, Mounting Bracket, Lava Rock.

**36" Bowl**  
OPT-36RPCRLFO  
OPT-36RPCRLFOE12V

- » Size: 36"
- » Height: 15.5"
- » Base: 18"
- » Burner: 12"
- » BTU: 65K
- » Sugg. Glass: 20 lbs.

### Optional Accessories

Unit	Canvas Cover
36" Sedona	OPT-BCVR-36R-15H

### Bullet Burner Upgrades

Unit	Stainless Steel Bullet Burner
36" Sedona	OPT-BRDSS12







27" Sedona Fire Bowl in Copper Vein Finish



# SEDONA FIRE PITS

## Sedona GFRC Fire Pit - Wide Ledge

Cannot Store Propane Tank

OPT-SEDWL48 Match Lit Ignition  
 OPT-SEDWL48FSML Flame Sense  
 OPT-SEDWL48EKIT Plug & Play

OPT-SEDWL60 Match Lit Ignition  
 OPT-SEDWL60FSML Flame Sense  
 OPT-SEDWL60EKIT Plug & Play

- » Diameter: 48"
- » Height: 15"
- » Base Diameter: 27
- » Burn Area Diameter: 29"
- » Weight: 215 lbs.
- » BTU: 160K
- » Sugg. Fire Glass: 100 lbs.

- » Diameter: 60"
- » Height: 15"
- » Base Diameter: 38"
- » Burn Area Diameter: 40"
- » Weight: 300 lbs.
- » BTU: 190K
- » Sugg. Fire Glass: 150 lbs.

### Optional Accessories

Unit	Canvas Cover	Stainless Lid
48" Sedona	OPT-CVR-48R-15H	OPT-33RC
60" Sedona	OPT-CVR-60R-15H	OPT-44RC

### Bullet Burner Upgrades

Unit	Stainless Steel Bullet Burner
48" Sedona	OPT-BRDSS18
60" Sedona	OPT-BRDSS24



48" BROWN

## Sedona GFRC Fire Pit - Narrow Ledge

Cannot Store Propane Tank

OPT-SED48 Match Lit Ignition  
 OPT-SED48FSML Flame Sense  
 OPT-SED48EKIT Plug & Play

OPT-SED60 Match Lit Ignition  
 OPT-SED60FSML Flame Sense  
 OPT-SED60EKIT Plug & Play

- » Diameter: 48"
- » Height: 15"
- » Base Diameter: 27
- » Burn Area Diameter: 40"
- » Weight: 215 lbs.
- » BTU: 160K
- » Sugg. Fire Glass: 150 lbs.

- » Diameter: 60"
- » Height: 15"
- » Base Diameter: 38"
- » Burn Area Diameter: 54"
- » Weight: 300 lbs.
- » BTU: 190K
- » Sugg. Fire Glass: 200 lbs.

### Optional Accessories


Unit	Canvas Cover	Stainless Lid
48" Sedona	OPT-CVR-48R-15H	OPT-44RC
60" Sedona	OPT-CVR-60R-15H	OPT-58RC

### Bullet Burner Upgrades

Unit	Stainless Steel Bullet Burner
48" Sedona	OPT-BRDSS18
60" Sedona	OPT-BRDSS24



48" CHESTNUT



# LUNA CONCRETE BOWLS



30" LIMESTONE



38" NATURAL GRAY

## Luna GFRc Planter Bowl

Includes: Bowl Only  
(Soil and plants not included.) (3" Opening)

**30" Bowl**  
OPT-LUNPO30

- » Size: 30"
- » Height: 15"
- » Base: 14"
- » Soil Usage: 4 ft<sup>3</sup>

**38" Bowl**  
OPT-LUNPO38

- » Size: 38"
- » Height: 16"
- » Base: 20"
- » Soil Usage: 6.5 ft<sup>3</sup>

## Luna GFRc Planter & Water Bowl

Includes: Bowl, Copper Scupper (¾" Inlet) (3" Opening)  
(Soil and plants not included)

**30" Bowl**  
OPT-LUNPW30

- » Size: 30"
- » Height: 15"
- » Base: 14"
- » Soil Usage: 4 ft<sup>3</sup>
- » Scupper: 8"
- » GPM: 7-10

**38" Bowl**  
OPT-LUNPW38

- » Size: 38"
- » Height: 16"
- » Base: 20"
- » Soil Usage: 6.5 ft<sup>3</sup>
- » Scupper: 8"
- » GPM: 7-10



### All Water Bowls Include The Easy Flow Fitting

All Water Bowls come with easy-flow water fitting that accommodates a 1 ½" water line



### Key Valve Upgrade

OPT-KVI

Installed Onto Bowl: Key Valve, Installation Bracket, & Gas Hoses

### Optional Luna Canvas Cover

30" Cover - OPT-BCVR-30R-15H  
38" Cover - OPT-BCVR-38R-16H



# LUNA CONCRETE BOWLS



30" LIMESTONE

## Luna GFRG Water Bowl

Includes: Bowl, Copper Spillway, & Smooth Flow Water Fitting (1 1/2" Inlet)

### 30" Bowl

OPT-LUNWO30

- » Size: 30"
- » Height: 15"
- » Base: 14"
- » GPM: 7-10

### 38" Bowl

OPT-LUNWO38

- » Size: 38"
- » Height: 16"
- » Base: 22"
- » GPM: 7-10

### Optional Accessories

Unit	Canvas Cover
30" Luna	OPT-BCVR-30R-15H
38" Luna	OPT-BCVR-38R-16H



30" BROWN

## Luna GFRG Fire Bowl

Includes: Bowl, Fire Pan, Burner, Whistle Free Hose, Gas Orifice, Lava Rock. (3" Opening)

### 30" Bowl

OPT-LUNFO30  
OPT-LUNFO30E12V

- » Size: 30"
- » Height: 15"
- » Base: 14"
- » Burner: 8"
- » BTU: 45K
- » Sugg. Glass: 50lbs.

### 38" Bowl

OPT-LUNFO38  
OPT-LUNFO38E12V

- » Size: 38"
- » Height: 16"
- » Base: 22"
- » Burner: 12"
- » BTU: 65K
- » Sugg. Glass: 100 lbs.

### Bullet Burner Upgrades

Unit	Stainless Steel Bullet Burner
30" Luna	OPT-BRDSS8
38" Luna	OPT-BRDSS12

### Optional Accessories

Unit	Canvas Cover
30" Luna	OPT-BCVR-30R-15H
38" Luna	OPT-BCVR-38R-16H



30" CHESTNUT

## Luna GFRG Fire & Water Bowl

Includes: Bowl, Copper Scupper (3/4" Inlet) Fire Pan, Burner, Whistle Free Hose, Gas Orifice, Lava Rock. (3" Opening)

### 30" Bowl

OPT-LUNFW30  
OPT-LUNFW30E12V

- » Size: 30"
- » Height: 15"
- » Base: 14"
- » Burner: 8"
- » BTU: 45K
- » Sugg. Glass: 50lbs.
- » GPM: 7-10

### 38" Bowl

OPT-LUNFW38  
OPT-LUNFW38E12V

- » Size: 38"
- » Height: 16"
- » Base: 22"
- » Burner: 12"
- » BTU: 65K
- » Sugg. Glass: 100 lbs.
- » GPM: 7-10

### Bullet Burner Upgrades

Unit	Stainless Steel Bullet Burner
30" Luna	OPT-BRDSS8
38" Luna	OPT-BRDSS12

### Optional Accessories

Unit	Canvas Cover
30" Luna	OPT-BCVR-30R-15H
38" Luna	OPT-BCVR-38R-16H

When ordering, specify the concrete color by adding the color code to the end of the Part #. Example: 27" Brown Sedona Water Bowl = OPT-27RWO-BRN  
Metallic Finishes and Rustic Finishes are available at an extra charge

<b>Black</b> -BLK	<b>Ash</b> -ASH	<b>Natural Gray</b> -NGY	<b>Gray</b> -GRY	<b>White Limestone</b> -LIM	<b>Chocolate</b> -CHC	<b>Chestnut</b> -CST	<b>Brown</b> -BRN	<b>Vanilla</b> -VAN
<b>Rustic Gray</b> -RGR	<b>Moss Stone</b> -RMS	<b>Rustic White</b> -RWH	<b>Coffee</b> -RCF	<b>Slate</b> -MSL	<b>Silver</b> -MSV	<b>Pearl</b> -MPR	<b>Bronze</b> -MBR	<b>Copper</b> -MCP

# LUNA FIRE PITS

## Luna Fire Pit - GFRC Concrete

Cannot Store Propane Tank

### 30" Luna

OPT-LUN30 Match Lit Ignition  
 OPT-LUN30FSML Flame Sense  
 OPT-LUN30EKIT Plug & Play

- » Diameter: 30"
- » Height: 14.5"
- » Base Diameter: 13"
- » Burn Area Diameter: 24"
- » Weight: 140 lbs.
- » BTU: 55K
- » Sugg. Fire Glass: 50 lbs.

### 38" Luna

OPT-LUN38 Match Lit Ignition  
 OPT-LUN38FSML Flame Sense  
 OPT-LUN38EKIT Plug & Play

- » Diameter: 38"
- » Height: 16.5"
- » Base Diameter: 16"
- » Burn Area Diameter: 30"
- » Weight: 285 lbs.
- » BTU: 65K
- » Sugg. Fire Glass: 75 lbs.



30" BROWN

### Bullet Burner Upgrades

Unit	Stainless Steel Bullet Burner
30" Luna	OPT-BRDSS10
38" Luna	OPT-BRDSS12


### Optional Accessories

Unit	Canvas Cover	Stainless Lid
30" Luna	OPT-CVR-30R-14H	OPT-28RC
38" Luna	OPT-CVR-38R-16H	OPT-34RC

Metallic Finishes and Rustic Finishes are available at an extra charge

When ordering, specify the concrete color by adding the color code to the end of the Part #. Example: 27" Brown Sedona Water Bowl = OPT-27RWO-BRN

<b>Black</b> -BLK	<b>Ash</b> -ASH	<b>Natural Gray</b> -NGY	<b>Gray</b> -GRY	<b>White Limestone</b> -LIM	<b>Chocolate</b> -CHC	<b>Chestnut</b> -CST	<b>Brown</b> -BRN	<b>Vanilla</b> -VAN
<b>Rustic Gray</b> -RGR	<b>Moss Stone</b> -RMS	<b>Rustic White</b> -RWH	<b>Coffee</b> -RCF	<b>Slate</b> -MSL	<b>Silver</b> -MSV	<b>Pearl</b> -MPR	<b>Bronze</b> -MBR	<b>Copper</b> -MCP



38" Luna Fire Pit in Rustic Brown

# MAYA PLANTER BOWLS



24" LIMESTONE

## Maya Planter Bowl - GFRC Concrete

Includes: Bowl Only (Soil and plants not included.) (3" Opening)

**24" Bowl**  
OPT-24SP

- » Size: 24"
- » Height: 10 ¾"
- » Base: 13"
- » Soil Usage: 2.25 ft<sup>3</sup>

**30" Bowl**  
OPT-30SP

- » Size: 30"
- » Height: 10 ¼"
- » Base: 13"
- » Soil Usage: 3 ft<sup>3</sup>

**36" Bowl**  
OPT-36SP

- » Size: 36"
- » Height: 12"
- » Base: 20"
- » Soil Usage: 5.5 ft<sup>3</sup>



30" OAK

## Maya Planter Bowl - Wood Grain Concrete

Includes: Bowl Only  
(Soil and plants not included.) (3" Opening)

**24" Bowl**  
OPT-24SWGPO

- » Size: 24"
- » Height: 10.5"
- » Base: 13"
- » Soil Usage: 2.25 ft<sup>3</sup>

**30" Bowl**  
OPT-30SWGPO

- » Size: 30"
- » Height: 10.5"
- » Base: 13"
- » Soil Usage: 3 ft<sup>3</sup>



30" HAMMERED COPPER

## Maya Planter Bowl - Hammered Patina Copper

Includes: Bowl Only  
(Soil and plants not included.)

**24" Bowl**  
OPT-24SCPO

- » Size: 24"
- » Height: 10"
- » Base: 12"
- » Soil Usage: 2.25 ft<sup>3</sup>

**30" Bowl**  
OPT-30SCPO

- » Size: 30"
- » Height: 10"
- » Base: 15"
- » Soil Usage: 3 ft<sup>3</sup>

**36" Bowl**  
OPT-36SCPO

- » Size: 36"
- » Height: 12"
- » Base: 18"
- » Soil Usage: 5.5 ft<sup>3</sup>



24" GRAY

## Maya Planter Bowl - Metal Powder Coat

Includes: Bowl Only  
(Soil and plants not included.)

**24" Bowl**  
OPT-24SQPCPO

- » Size: 24"
- » Height: 10"
- » Base: 12"
- » Soil Usage: 2.25 ft<sup>3</sup>

**30" Bowl**  
OPT-30SQPCPO

- » Size: 30"
- » Height: 10"
- » Base: 15"
- » Soil Usage: 3 ft<sup>3</sup>

**36" Bowl**  
OPT-36SQPCPO

- » Size: 36"
- » Height: 12"
- » Base: 18"
- » Soil Usage: 5.5 ft<sup>3</sup>



# MAYA PLANTER & WATER BOWLS



24" CHESTNUT

## Maya Planter & Water Bowl - GFRC Concrete

Includes: Bowl, Copper Scupper (¾" Inlet) (3" Opening)  
(Soil and plants not included)

**24" Bowl**  
OPT-24SPW

- » Size: 24"
- » Height: 10 ¾"
- » Base: 13"
- » Soil Usage: 2.25 ft<sup>3</sup>
- » Scupper: 8"
- » GPM: 7-10

**30" Bowl**  
OPT-30SPW

- » Size: 30"
- » Height: 10 ¼"
- » Base: 13"
- » Soil Usage: 3 ft<sup>3</sup>
- » Scupper: 8"
- » GPM: 7-10

**36" Bowl**  
OPT-36SPW

- » Size: 36"
- » Height: 12"
- » Base: 20"
- » Soil Usage: 5.5 ft<sup>3</sup>
- » Scupper: 12"
- » GPM: 7-10



24" OAK

## Maya Planter & Water Bowl - Wood Grain Concrete

Includes: Bowl, Copper Scupper (¾" Inlet) (3" Opening)  
(Soil and plants not included)

**24" Bowl**  
OPT-24SWGWPW

- » Size: 24"
- » Height: 10.5"
- » Base: 13"
- » Soil Usage: 2.25 ft<sup>3</sup>
- » Scupper: 8"
- » GPM: 7-10

**30" Bowl**  
OPT-30SWGWPW

- » Size: 30"
- » Height: 10.5"
- » Base: 13"
- » Soil Usage: 3 ft<sup>3</sup>
- » Scupper: 8"
- » GPM: 7-10



## Maya Planter & Water Bowl - Hammered Patina Copper

Includes: Bowl, Copper Scupper (¾" Inlet)  
(Soil and plants not included)

**24" Bowl**  
OPT-245PCPW

- » Size: 24"
- » Height: 10"
- » Base: 12"
- » Soil Usage: 2.25 ft<sup>3</sup>
- » Scupper: 8"
- » GPM: 7-10

**30" Bowl**  
OPT-305PCPW

- » Size: 30"
- » Height: 10"
- » Base: 15"
- » Soil Usage: 3 ft<sup>3</sup>
- » Scupper: 8"
- » GPM: 7-10

**36" Bowl**  
OPT-365PCPW

- » Size: 36"
- » Height: 12"
- » Base: 18"
- » Soil Usage: 5.5 ft<sup>3</sup>
- » Scupper: 10"
- » GPM: 7-10



24" WHITE

## Maya Planter & Water Bowl - Metal Powder Coat

Includes: Bowl, Copper Scupper (¾" Inlet)  
(Soil and plants not included)

**24" Bowl**  
OPT-245QPCPW

- » Size: 24"
- » Height: 10"
- » Base: 12"
- » Soil Usage: 2.25 ft<sup>3</sup>
- » Scupper: 8"
- » GPM: 7-10

**30" Bowl**  
OPT-305QPCPW

- » Size: 30"
- » Height: 10"
- » Base: 15"
- » Soil Usage: 3 ft<sup>3</sup>
- » Scupper: 8"
- » GPM: 7-10

**36" Bowl**  
OPT-365QPCPW

- » Size: 36"
- » Height: 12"
- » Base: 18"
- » Soil Usage: 5.5 ft<sup>3</sup>
- » Scupper: 10"
- » GPM: 7-10



### All Water Bowls Include The Easy Flow Fitting

All Water Bowls come with easy-flow water fitting that accommodates a 1 ½" water line

# MAYA WATER BOWLS

## Maya Water Bowl - GFRC Concrete

Includes: Bowl, Copper Spillway, & Smooth Flow Water Fitting (1 1/2" Inlet)

**24" Bowl**  
OPT-24SWO

- » Size: 24"
- » Height: 10 3/4"
- » Base: 13"
- » Scupper: 8"
- » GPM: 7-10

**30" Bowl**  
OPT-30SWO

- » Size: 30"
- » Height: 10 1/4"
- » Base: 13"
- » Scupper: 8"
- » GPM: 7-10

**36" Bowl**  
OPT-36SWO

- » Size: 36"
- » Height: 12"
- » Base: 20"
- » Scupper: 10"
- » GPM: 7-10

## Maya Water Bowl - Wood Grain Concrete

Includes: Bowl, Copper Spillway, & Smooth Flow Water Fitting (1 1/2" Inlet)

**24" Bowl**  
OPT-24SWGWO

- » Size: 24"
- » Height: 10.5"
- » Base: 13"
- » Scupper: 8"
- » GPM: 7-10

**30" Bowl**  
OPT-30SWGWO

- » Size: 30"
- » Height: 10.5"
- » Base: 13"
- » Scupper: 8"
- » GPM: 7-10

## Maya Water Bowl - Hammered Patina Copper

Includes: Bowl, Copper Spillway (1 1/2" Water Inlet)

**24" Bowl**  
OPT-24SCW

- Size: 24"
- Height: 10"
- Base: 12"
- Scupper: 8"
- GPM: 7-10

**30" Bowl**  
OPT-30SCW

- Size: 30"
- Height: 10"
- Base: 15"
- Scupper: 8"
- GPM: 7-10

**36" Bowl**  
OPT-36SCW

- Size: 36"
- Height: 12"
- Base: 18"
- Scupper: 10"
- GPM: 7-10

## Maya Water Bowl - Metal Powder Coat

Includes: Bowl, Copper Spillway, (1 1/2" Water Inlet)

**24" Bowl**  
OPT-24SQPCWO

- » Size: 24"
- » Height: 10"
- » Base: 12"
- » Scupper: 8"
- » GPM: 7-10

**30" Bowl**  
OPT-30SQPCWO

- » Size: 30"
- » Height: 10"
- » Base: 15"
- » Scupper: 8"
- » GPM: 7-10

**36" Bowl**  
OPT-36SQPCWO

- » Size: 36"
- » Height: 12"
- » Base: 18"
- » Scupper: 10"
- » GPM: 7-10




30" BLACK



30" OAK



30" HAMMERED COPPER



24" BLACK



### All Water Bowls Include The Easy Flow Fitting

All Water Bowls come with easy-flow water fitting that accommodates a 1 1/2" water line

# MAYA FIRE BOWLS



30" BROWN

## Maya Fire Bowl - GFRC Concrete

Includes: Bowl, Fire Pan, Burner, Whistle Free Hose, Gas Orifice, Mounting Bracket, Lava Rock. (3" Opening)

**24" Bowl**  
OPT-24SFO  
OPT-24SFOE12V

- » Size: 24"
- » Height: 10 ¾"
- » Base: 13"
- » Burner: 8"
- » BTU: 45K
- » Sugg. Glass: 50 lbs.

**30" Bowl**  
OPT-30SFO  
OPT-30SFOE12V

- » Size: 30"
- » Height: 10 ¼"
- » Base: 13"
- » Burner: 8"
- » BTU: 45K
- » Sugg. Glass: 50 lbs.

**36" Bowl**  
OPT-36SFO  
OPT-36SFOE12V

- » Size: 36"
- » Height: 12"
- » Base: 20"
- » Burner: 12"
- » BTU: 65K
- » Sugg. Glass: 50 lbs.

### Optional Accessories

Unit	Canvas Cover	Unit	Canvas Cover	Unit	Canvas Cover
24" Maya	OPT-BCVR-2424-10H	30" Maya	OPT-BCVR-3030-10H	36" Maya	OPT-BCVR-3636-12H

### Bullet Burner Upgrades

Unit	Stainless Steel Bullet Burner	Unit	Stainless Steel Bullet Burner
24" & 30" Maya	OPT-BRDSS8	36" Maya	OPT-BRDSS12



30" EBONY

## Maya Fire Bowl - Wood Grain Concrete

Includes: Bowl, Fire Pan, Burner, Whistle Free Hose, Gas Orifice, Mounting Bracket, Lava Rock. (3" Opening)

**24" Bowl**  
OPT-24SWGFO  
OPT-24SWGFOE12V

- » Size: 24"
- » Height: 10.5"
- » Base: 13"
- » Burner: 8"
- » BTU: 45K
- » Sugg. Glass: 20 lbs.

**30" Bowl**  
OPT-30SWGFO  
OPT-30SWGFOE12V

- » Size: 30"
- » Height: 10.5"
- » Base: 13"
- » Burner: 8"
- » BTU: 45K
- » Sugg. Glass: 20 lbs.

### Optional Accessories

Unit	Canvas Cover	Unit	Canvas Cover
24" Maya	OPT-BCVR-2424-10H	30" Maya	OPT-BCVR-3030-10H

### Bullet Burner Upgrades


Unit	Stainless Steel Bullet Burner
24" Maya	OPT-BRDSS8
30" Maya	OPT-BRDSS8



### Key Valve Upgrade

OPT-KVI

Installed Onto Bowl: Key Valve, Installation Bracket, & Gas Hoses



## GFRC WOOD GRAIN COLOR OPTIONS

When ordering, specify the color by adding the color code to the end of the Part #.  
**Example:** Coronado Fire Pit in Ivory = OPT-COR48-IVY

When ordering, specify the concrete color by adding the color code to the end of the Part #. Example: 27" Brown Sedona Water Bowl = OPT-27RWO-BRN  
Metallic Finishes and Rustic Finishes are available at an extra charge

<b>Black</b> -BLK	<b>Ash</b> -ASH	<b>Natural Gray</b> -NGY	<b>Gray</b> -GRY	<b>White Limestone</b> -LIM	<b>Chocolate</b> -CHC	<b>Chestnut</b> -CST	<b>Brown</b> -BRN	<b>Vanilla</b> -VAN
<b>Rustic Gray</b> -RGR	<b>Moss Stone</b> -RMS	<b>Rustic White</b> -RWH	<b>Coffee</b> -RCF	<b>Slate</b> -MSL	<b>Silver</b> -MSV	<b>Pearl</b> -MPR	<b>Bronze</b> -MBR	<b>Copper</b> -MCP



# MAYA FIRE BOWLS

## Maya Fire Bowl - Hammered Patina Copper

Includes: Bowl, Fire Pan, Burner, Whistle Free Hose, Gas Orifice, Mounting Bracket, Lava Rock.

### 24" Bowl

OPT-103-SQ24  
OPT-103-SQ24E12V

Size: 24"  
Height: 10"  
Base: 12"  
Burner: 8"  
BTU: 45K  
Sugg. Glass: 45 lbs.

### 30" Bowl

OPT-103-SQ30  
OPT-103-SQ30E12V

Size: 30"  
Height: 10"  
Base: 15"  
Burner: 12"  
BTU: 65K  
Sugg. Glass: 60 lbs.

### 36" Bowl

OPT-103-SQ36  
OPT-103-SQ36E12V

Size: 36"  
Height: 12"  
Base: 18"  
Burner: 12"  
BTU: 65K  
Sugg. Glass: 90 lbs.

### Optional Accessories

Unit	Canvas Cover	Unit	Canvas Cover	Unit	Canvas Cover
24" Maya	OPT-BCVR-2424-10H	30" Maya	OPT-BCVR-3030-10H	36" Maya	OPT-BCVR-3636-12H

### Bullet Burner Upgrades

Unit	Stainless Steel Bullet Burner Unit	Stainless Steel Bullet Burner
24" Maya	OPT-BRDSS8	30" & 36" Maya OPT-BRDSS12

## Maya Fire Bowl - Metal Powder Coat

Includes: Bowl, Fire Pan, Burner, Whistle Free Hose, Gas Orifice, Mounting Bracket, Lava Rock.

### 24" Bowl

OPT-24SQPCFO  
OPT-24SQPCFOE12V

» Size: 24"  
» Height: 10"  
» Base: 12"  
» Burner: 8"  
» BTU: 45K  
» Sugg. Glass: 45 lbs.

### 30" Bowl

OPT-30SQPCFO  
OPT-30SQPCFOE12V

» Size: 30"  
» Height: 10"  
» Base: 15"  
» Burner: 12"  
» BTU: 65K  
» Sugg. Glass: 60 lbs.

### 36" Bowl

OPT-36SQPCFO  
OPT-36SQPCFOE12V

» Size: 36"  
» Height: 12"  
» Base: 18"  
» Burner: 12"  
» BTU: 65K  
» Sugg. Glass: 90 lbs.

### Optional Accessories

Unit	Canvas Cover	Unit	Canvas Cover	Unit	Canvas Cover
24" Maya	OPT-BCVR-2424-10H	30" Maya	OPT-BCVR-3030-10H	36" Maya	OPT-BCVR-3636-12H

### Bullet Burner Upgrades

Unit	Stainless Steel Bullet Burner
24" Maya	OPT-BRDSS8
30" & 36" Maya	OPT-BRDSS12

## POWDER COAT COLOR OPTIONS

When ordering, specify the concrete color by adding the color code to the end of the Part #. **Example:** 27" Brown Sedona Water Bowl = OPT-27RWO-BRN

<b>White</b> -WHT	<b>Gray</b> -GRY	<b>Pewter</b> -PEW	<b>Black</b> -BLK	<b>Silver Vein</b> -SLV	<b>Copper Vein</b> -CPV	<b>Java</b> -JAV
----------------------	---------------------	-----------------------	----------------------	----------------------------	----------------------------	---------------------



24" WHITE



Maya 30" Black Fire Bowl - Photo Courtesy of Watercrest Pools. N. Richland Hills, TX

# MAYA FIRE & WATER BOWLS



30" NATURAL GRAY

## Maya Fire & Water Bowl - GFRC Concrete

Includes: Bowl, Copper Scupper (3/4" Inlet) Fire Pan, Burner, Whistle Free Hose, Gas Orifice, Mounting Bracket, Lava Rock. (3" Opening)

**24" Bowl**  
OPT-24SFW  
OPT-24SFW12V

- » Size: 24"
- » Height: 10 3/4"
- » Base: 13"
- » Burner: 8"
- » BTU: 45K
- » Sugg. Glass: 50 lbs.
- » Scupper: 8"
- » GPM: 7-10

**30" Bowl**  
OPT-30SFW  
OPT-30SFW12V

- » Size: 30"
- » Height: 10 1/4"
- » Base: 13"
- » Burner: 8"
- » BTU: 45K
- » Sugg. Glass: 50 lbs.
- » Scupper: 8"
- » GPM: 7-10

**36" Bowl**  
OPT-36SFW  
OPT-36SFW12V

- » Size: 36"
- » Height: 12"
- » Base: 20"
- » Burner: 12"
- » BTU: 65K
- » Sugg. Glass: 50 lbs.
- » Scupper: 10"
- » GPM: 7-10

### Bullet Burner Upgrades

Unit	Stainless Steel Bullet Burner
24" & 30" Maya	OPT-BRDSS8
36" Maya	OPT-BRDSS12

### Optional Accessories

Unit	Canvas Cover
24" Maya	OPT-BCVR-2424-10H
30" Maya	OPT-BCVR-3030-10H
36" Maya	OPT-BCVR-3636-12H

## Maya Fire & Water Bowl - Wood Grain Concrete

Includes: Bowl, Copper Scupper (3/4" Inlet) Fire Pan, Burner, Whistle Free Hose, Gas Orifice, Mounting Bracket, Lava Rock. (3" Opening)

**24" Bowl**  
OPT-24SWGFW  
OPT-24SWGFW12V

- » Size: 24"
- » Height: 10.5"
- » Base: 13"
- » Burner: 8"
- » BTU: 45K
- » Sugg. Glass: 20 lbs.
- » Scupper: 8"
- » GPM: 7-10

**30" Bowl**  
OPT-30SWGFW  
OPT-30SWGFW12V

- » Size: 30"
- » Height: 10.5"
- » Base: 13"
- » Burner: 8"
- » BTU: 45K
- » Sugg. Glass: 20 lbs.
- » Scupper: 8"
- » GPM: 7-10

### Optional Accessories

Unit	Canvas Cover
24" Maya	OPT-BCVR-2424-10H
30" Maya	OPT-BCVR-3030-10H

### Bullet Burner Upgrades

Unit	Stainless Steel Bullet Burner
24" Maya	OPT-BRDSS8
30" Maya	OPT-BRDSS8



30" IVORY



### All Water Bowls Include The Easy Flow Fitting

All Water Bowls come with easy-flow water fitting that accommodates a 1 1/2" water line



### Key Valve Upgrade

OPT-KVI

Installed Onto Bowl: Key Valve, Installation Bracket, & Gas Hoses

When ordering, specify the concrete color by adding the color code to the end of the Part #. Example: 27" Brown Sedona Water Bowl = OPT-27RWO-BRN  
Metallic Finishes and Rustic Finishes are available at an extra charge

<b>Black</b> -BLK	<b>Ash</b> -ASH	<b>Natural Gray</b> -NGY	<b>Gray</b> -GRY	<b>White Limestone</b> -LIM	<b>Chocolate</b> -CHC	<b>Chestnut</b> -CST	<b>Brown</b> -BRN	<b>Vanilla</b> -VAN
<b>Rustic Gray</b> -RGR	<b>Moss Stone</b> -RMS	<b>Rustic White</b> -RWH	<b>Coffee</b> -RCF	<b>Slate</b> -MSL	<b>Silver</b> -MSV	<b>Pearl</b> -MPR	<b>Bronze</b> -MBR	<b>Copper</b> -MCP

The Outdoor Plus individually handcrafts all products shown here. Finishes are subject to slight texture/color variations.

**Proudly Made In The USA**

# MAYA FIRE & WATER BOWLS

## Maya Fire & Water Bowl Hammered Patina Copper

Includes: Bowl, Copper Scupper (¾" Inlet) Fire Pan, Burner, Whistle Free Hose, Gas Orifice, Mounting Bracket, Lava Rock.



**24" Bowl**  
OPT-24SCFW  
OPT-24SCFWE12V

- » Size: 24"
- » Height: 10"
- » Base: 12"
- » Burner: 8"
- » BTU: 45K
- » Sugg. Glass: 45 lbs.
- » Scupper: 8"
- GPM: 7-10

**30" Bowl**  
OPT-30SCFW  
OPT-30SCFWE12V

- » Size: 30"
- » Height: 10"
- » Base: 15"
- » Burner: 12"
- » BTU: 65K
- » Sugg. Glass: 60 lbs.
- » Scupper: 8"
- GPM: 7-10

**36" Bowl**  
OPT-36SCFW  
OPT-36SCFWE12V

- » Size: 36"
- » Height: 12"
- » Base: 18"
- » Burner: 12"
- » BTU: 65K
- » Sugg. Glass: 90 lbs.
- » Scupper: 10"
- GPM: 7-10

### Bullet Burner Upgrades

Unit	Stainless Steel Bullet Burner
24" Maya	OPT-BRDSS8
30" & 36" Maya	OPT-BRDSS12

### Optional Accessories

Unit	Canvas Cover
24" Maya	OPT-BCVR-2424-10H
30" Maya	OPT-BCVR-3030-10H
36" Maya	OPT-BCVR-3636-12H

## Maya Fire & Water Bowl - Metal Powder Coat

Includes: Bowl, Copper Scupper (¾" Inlet) Fire Pan, Burner, Whistle Free Hose, Gas Orifice, Mounting Bracket, Lava Rock.



24" COPPER  
VEIN

**24" Bowl**  
OPT-24SQPCFW  
OPT-24SQPCFWE12V

- » Size: 24"
- » Height: 10"
- » Base: 12"
- » Burner: 8"
- » BTU: 45K
- » Sugg. Glass: 45 lbs.
- » Scupper: 8"
- GPM: 7-10

**30" Bowl**  
OPT-30SQPCFW  
OPT-30SQPCFWE12V

- » Size: 30"
- » Height: 10"
- » Base: 15"
- » Burner: 12"
- » BTU: 65K
- » Sugg. Glass: 60 lbs.
- » Scupper: 8"
- GPM: 7-10

**36" Bowl**  
OPT-36SQPCFW  
OPT-36SQPCFWE12V

- » Size: 36"
- » Height: 12"
- » Base: 18"
- » Burner: 12"
- » BTU: 65K
- » Sugg. Glass: 90 lbs.
- » Scupper: 10"
- GPM: 7-10

### Bullet Burner Upgrades

Unit	Stainless Steel Bullet Burner
24" Maya	OPT-BRDSS8
30" & 36" Maya	OPT-BRDSS12

### Optional Accessories

Unit	Canvas Cover
24" Maya	OPT-BCVR-2424-10H
30" Maya	OPT-BCVR-3030-10H
36" Maya	OPT-BCVR-3636-12H



### All Water Bowls Include The Easy Flow Fitting

All Water Bowls come with easy-flow water fitting that accommodates a 1 ½" water line



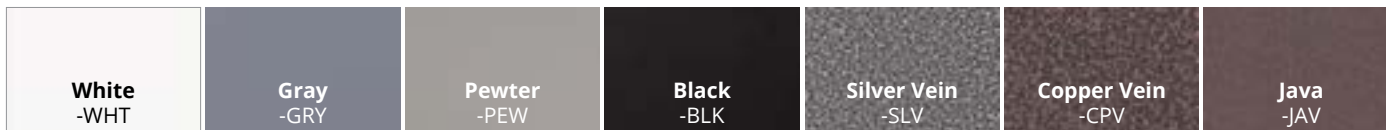
### Key Valve Upgrade

OPT-KVI

Installed Onto Bowl: Key Valve, Installation Bracket, & Gas Hoses

### POWDER COAT COLOR OPTIONS

When ordering, specify the concrete color by adding the color code to the end of the Part #. **Example:** 27" Brown Sedona Water Bowl = OPT-27RWO-BRN





# MAYA FIRE & WATER BOWLS



30" BROWN

## Maya Fire & Wide Spill Water Bowl GFRC Concrete

Includes: Bowl, Copper Scupper (¾" Inlet) Fire Pan, Burner, Whistle Free Hose, Gas Orifice, Mounting Bracket, Lava Rock. (3" Opening)

### 24" Bowl

OPT-24SFWWS  
OPT-24SFWWSE12V

- » Size: 24"
- » Height: 10 ¾"
- » Base: 13"
- » Burner: 8"
- » BTU: 45K
- » Sugg. Glass: 50 lbs.
- » Scupper: 12"
- » GPM: 15

### 30" Bowl

OPT-30SFWWS  
OPT-30SFWWSE12V

- » Size: 30"
- » Height: 10 ¼"
- » Base: 13"
- » Burner: 8"
- » BTU: 45K
- » Sugg. Glass: 50 lbs.
- » Scupper: 16"
- » GPM: 15

### 36" Bowl

OPT-36SFWWS  
OPT-36SFWWSE12V

- » Size: 36"
- » Height: 12"
- » Base: 20"
- » Burner: 12"
- » BTU: 65K
- » Sugg. Glass: 50 lbs.
- » Scupper: 20"
- » GPM: 15

### Bullet Burner Upgrades

Unit	Stainless Steel Bullet Burner
24" & 30" Maya	OPT-BRDSS8
36" Maya	OPT-BRDSS12

### Optional Accessories

Unit	Canvas Cover
24" Maya	OPT-BCVR-2424-10H
30" Maya	OPT-BCVR-3030-10H
36" Maya	OPT-BCVR-3636-12H

## Maya Fire & Wide Spill Water Bowl - Wood Grain Concrete

Includes: Bowl, Copper Scupper (¾" Inlet) Fire Pan, Burner, Whistle Free Hose, Gas Orifice, Mounting Bracket, Lava Rock. (3" Opening)

### 24" Bowl

OPT-24SWGFWWS  
OPT-24SWGFWWSE12V

- » Size: 24"
- » Height: 10.5"
- » Base: 13"
- » Burner: 8"
- » BTU: 45K
- » Sugg. Glass: 20 lbs.
- » Scupper: 12"
- » GPM: 15

### 30" Bowl

OPT-30SWGFWWS  
OPT-30SWGFWWSE12V

- » Size: 30"
- » Height: 10.5"
- » Base: 13"
- » Burner: 8"
- » BTU: 45K
- » Sugg. Glass: 20 lbs.
- » Scupper: 16"
- » GPM: 15



24" IVORY

### Bullet Burner Upgrades

Unit	Stainless Steel Bullet Burner
24" Maya	OPT-BRDSS8
30" Maya	OPT-BRDSS8

### Optional Accessories

Unit	Canvas Cover
24" Maya	OPT-BCVR-2424-10H
30" Maya	OPT-BCVR-3030-10H



### All Water Bowls Include The Easy Flow Fitting

All Water Bowls come with easy-flow water fitting that accommodates a 1 ½" water line



### Key Valve Upgrade

OPT-KVI

Installed Onto Bowl: Key Valve, Installation Bracket, & Gas Hoses



### GFRC WOOD GRAIN COLOR OPTIONS

When ordering, specify the color by adding the color code to the end of the Part #.

**Example:** Coronado Fire Pit in Ivory = OPT-COR48-IVY

When ordering, specify the concrete color by adding the color code to the end of the Part #. Example: 27" Brown Sedona Water Bowl = OPT-27RWO-BRN  
Metallic Finishes and Rustic Finishes are available at an extra charge

<b>Black</b> -BLK	<b>Ash</b> -ASH	<b>Natural Gray</b> -NGY	<b>Gray</b> -GRY	<b>White Limestone</b> -LIM	<b>Chocolate</b> -CHC	<b>Chestnut</b> -CST	<b>Brown</b> -BRN	<b>Vanilla</b> -VAN
<b>Rustic Gray</b> -RGR	<b>Moss Stone</b> -RMS	<b>Rustic White</b> -RWH	<b>Coffee</b> -RCF	<b>Slate</b> -MSL	<b>Silver</b> -MSV	<b>Pearl</b> -MPR	<b>Bronze</b> -MBR	<b>Copper</b> -MCP

The Outdoor Plus individually handcrafts all products shown here. Finishes are subject to slight texture/color variations.

**Proudly Made In The USA**

# MAYA FIRE & WATER BOWLS



24" COPPER VEIN

## Maya Fire & Water Bowl - Wave Scupper Metal Powder Coat

Includes: Bowl, Scupper (¾" Inlet) Fire Pan, Burner, Whistle Free Hose, Gas Orifice, Mounting Bracket, Lava Rock.

**24" Bowl**  
OPT-24SQPCFWVV

- » Size: 24"
- » Height: 10"
- » Base: 12"
- » Burner: 8"
- » BTU: 45K
- » Sugg. Glass: 45 lbs.
- » Scupper: 12.5"
- » GPM: 7-10

**30" Bowl**  
OPT-30SQPCFWVV

- » Size: 30"
- » Height: 10"
- » Base: 15"
- » Burner: 12"
- » BTU: 65K
- » Sugg. Glass: 60 lbs.
- » Scupper: 12.5"
- » GPM: 7-10

**36" Bowl**  
OPT-36SQPCFWVV

- » Size: 36"
- » Height: 12"
- » Base: 18"
- » Burner: 12"
- » BTU: 65K
- » Sugg. Glass: 90 lbs.
- » Scupper: 12.5"
- » GPM: 7-10

### Bullet Burner Upgrades

Unit	Stainless Steel Bullet Burner
24" Maya	OPT-BRDSS8
30" & 36" Maya	OPT-BRDSS12

### Optional Accessories

Unit	Canvas Cover
24" Maya	OPT-BCVR-2424-10H
30" Maya	OPT-BCVR-3030-10H
36" Maya	OPT-BCVR-3636-12H



24" COPPER

## Maya Copper Water Bowl - Wide Spill

Includes: Bowl, Copper Spillway (1 ½" Water Inlet)

**24" Bowl**  
OPT-24SCXW

- Size: 24"
- Height: 10"
- Base: 12"
- Scupper: 20"
- GPM: 15

**30" Bowl**  
OPT-30SCXW

- Size: 30"
- Height: 10"
- Base: 15"
- Scupper: 24"
- GPM: 15

**36" Bowl**  
OPT-36SCXW

- Size: 36"
- Height: 12"
- Base: 18"
- Scupper: 30"
- GPM: 15



30" Maya Wide Spill Water Bowl  
Black

## Maya Water Bowl - Wide Spill Metal Collection

Includes: Bowl, Copper Spillway (1 ½" Water Inlet)

**24" Bowl**  
OPT-24SQPCWS

- Size: 24"
- Height: 10"
- Base: 12"
- Scupper: 20"
- GPM: 15

**30" Bowl**  
OPT-30SQPCWS

- Size: 30"
- Height: 10"
- Base: 15"
- Scupper: 24"
- GPM: 15

**36" Bowl**  
OPT-36SQPCWS

- Size: 36"
- Height: 12"
- Base: 18"
- Scupper: 30"
- GPM: 15

**Note: Available only in Powder Coat & Stainless Steel**

### Optional Maya Canvas Cover

- 24" Cover - OPT-BCVR-2424-10H
- 30" Cover - OPT-BCVR-3030-10H
- 36" Cover - OPT-BCVR-3636-12H

# MAYA FIRE & WATER BOWLS - COPPER



## Maya Copper Fire & Water Bowl - Gravity Spill

Includes: Bowl, Fire Pan, Burner, Whistle Free Hose, Gas Orifice, Mounting Bracket, Lava Rock. (1 1/2" Water Inlet)

### 24" Bowl

OPT-SQ24FANDW  
OPT-SQ24FANDWE12V

- » Size: 24"
- » Height: 10"
- » Base: 12"
- » Burner: 8"
- » BTU: 45K
- » Sugg. Glass: 45 lbs.
- » Scupper: 8"
- » GPM: 7-10

### 30" Bowl

OPT-SQ30FANDW  
OPT-SQ30FANDWE12V

- » Size: 30"
- » Height: 10"
- » Base: 15"
- » Burner: 8"
- » BTU: 45K
- » Sugg. Glass: 45 lbs.
- » Scupper: 8"
- » GPM: 7-10

### 36" Bowl

OPT-SQ36FANDW  
OPT-SQ36FANDWE12V

- » Size: 36"
- » Height: 12"
- » Base: 18"
- » Burner: 12"
- » BTU: 65K
- » Sugg. Glass: 60 lbs.
- » Scupper: 10"
- » GPM: 7-10

### Bullet Burner Upgrades

Unit	Stainless Steel Bullet Burner
24 & 30" Maya	OPT-BRDSS8
36" Maya	OPT-BRDSS12

### Optional Accessories

Unit	Canvas Cover
30" Maya	OPT-BCVR-3030-10H
36" Maya	OPT-BCVR-3636-12H



## Maya Copper Fire & Water Bowl - Wide Gravity Spill

Includes: Bowl, Fire Pan, Burner, Whistle Free Hose, Gas Orifice, Mounting Bracket, Lava Rock. (1 1/2" Water Inlet)

### 30" Bowl

OPT-SQ30FWWS  
OPT-SQ30FWWSE12V

- » Size: 30"
- » Height: 10"
- » Base: 15"
- » Burner: 10"
- » BTU: 65K
- » Sugg. Glass: 45 lbs.
- » Scupper: 8"
- » GPM: 15

### 36" Bowl

OPT-SQ36FWWS  
OPT-SQ36FWWSE12V

- » Size: 36"
- » Height: 12"
- » Base: 18"
- » Burner: 10"
- » BTU: 65K
- » Sugg. Glass: 60 lbs.
- » Scupper: 10"
- » GPM: 15

### Optional Accessories

Unit	Canvas Cover
30" Maya	OPT-BCVR-3030-10H
36" Maya	OPT-BCVR-3636-12H

### Bullet Burner Upgrades

Unit	Stainless Steel Bullet Burner
30" Maya	OPT-BRDSS10
36" Maya	OPT-BRDSS10

**Note: Also Available in Powder Coat!**



30" Maya Copper  
4-Way Fire & Water Bowl



# MAYA FIRE & WATER BOWLS - COPPER



## Maya Copper 4-Way Fire & Water Bowl

Includes: Bowl, Fire Pan, Burner, Whistle Free Hose, Gas Orifice, Mounting Bracket, Lava Rock. (1 1/2" Water Inlet)

### 30" Bowl

OPT-30FW4W  
OPT-30FW4WE12V

- » Size: 30"
- » Height: 10"
- » Base: 15"
- » Burner: 8"
- » BTU: 45K
- » Sugg. Glass: 60 lbs.
- » Scupper: 8"
- » GPM: 15

### 36" Bowl

OPT-36FW4W  
OPT-36FW4WE12V


- » Size: 36"
- » Height: 12"
- » Base: 18"
- » Burner: 12"
- » BTU: 65K
- » Sugg. Glass: 90 lbs.
- » Scupper: 10"
- » GPM: 15

### Optional Accessories

Unit	Canvas Cover
30" Maya	OPT-BCVR-3030-10H
36" Maya	OPT-BCVR-3636-12H

### Bullet Burner Upgrades

Unit	Stainless Steel Bullet Burner
30" Maya	OPT-BRDSS8
36" Maya	OPT-BRDSS12



30" Maya Copper  
4-Way Fire & Water Bowl

# MAYA FIRE & WATER BOWLS - CONCRETE



48" LIMESTONE

## Bullet Burner Upgrades

Unit	Stainless Steel Bullet Burner
48" Linear Maya	OPT-B30SST
60" Linear Maya	OPT-B42SST
72" Linear Maya	OPT-B54SST

## Optional Accessories

Unit	20" Width Canvas Cover	30" Width Canvas Cover
48" Linear Maya	OPT-CVR-4820-12H	OPT-CVR-4830-12H
60" Linear Maya	OPT-CVR-6020-12H	OPT-CVR-6030-12H
72" Linear Maya	OPT-CVR-7220-12H	OPT-CVR-7230-12H

## Linear Maya Fire Bowl - GFRC

Includes: Bowl, Fire Pan, Burner, Whistle Free Hose, Gas Orifice, Lava Rock.

### 48" Bowl

OPT-4820MFO  
OPT-4820MFOE12V

- » Size: 48" x 20"
- » Height: 12"
- » Base: 38" x 10"
- » Burner: 30" Linear
- » BTU: 50K
- » Sugg. Glass: 60 lbs.

### 60" Bowl

OPT-6020MFO  
OPT-6020MFOE12V

- » Size: 60" x 20"
- » Height: 12"
- » Base: 50" x 10"
- » Burner: 42" Linear
- » BTU: 70K
- » Sugg. Glass: 95 lbs.

### 72" Bowl

OPT-7220MFO  
OPT-7220MFOE12V

- » Size: 72" x 20"
- » Height: 12"
- » Base: 62" x 10"
- » Burner: 54" Linear
- » BTU: 90K
- » Sugg. Glass: 110 lbs.

### 48" x 30" Bowl

OPT-4830MFO  
OPT-4830MFOE12V

- » Size: 48" x 30"
- » Height: 12"
- » Base: 38" x 20"
- » Burner: 30" Linear
- » BTU: 50K
- » Sugg. Glass: 70lbs.

### 60" x 30" Bowl

OPT-6030MFO  
OPT-6030MFOE12V

- » Size: 60" x 30"
- » Height: 12"
- » Base: 50" x 20"
- » Burner: 42" Linear
- » BTU: 70K
- » Sugg. Glass: 95 lbs.

### 72" x 30" Bowl

OPT-7230MFO  
OPT-7230MFOE12V

- » Size: 72" x 30"
- » Height: 12"
- » Base: 62" x 20"
- » Burner: 54" Linear
- » BTU: 90K
- » Sugg. Glass: 110 lbs.



48" LIMESTONE

## Bullet Burner Upgrades

Unit	Stainless Steel Bullet Burner
48" Linear Maya	OPT-B30SST
60" Linear Maya	OPT-B42SST
72" Linear Maya	OPT-B54SST

## Optional Accessories

Unit	20" Width Canvas Cover	30" Width Canvas Cover
48" Linear Maya	OPT-CVR-4820-12H	OPT-CVR-4830-12H
60" Linear Maya	OPT-CVR-6020-12H	OPT-CVR-6030-12H
72" Linear Maya	OPT-CVR-7220-12H	OPT-CVR-7230-12H

## Linear Maya Fire & Water - GFRC

Includes: Bowl, Copper Scupper (¾" Inlet) Fire Pan, Burner, Whistle Free Hose, Gas Orifice, Lava Rock.

### 48" Bowl

OPT-4820MFW  
OPT-4820MFW12V

- » Size: 48" x 20"
- » Height: 12"
- » Base: 38" x 10"
- » Burner: 30" Linear
- » BTU: 50K
- » Sugg. Glass: 60 lbs.
- » Scupper 36"
- » GPM: 20

### 60" Bowl

OPT-6020MFW  
OPT-6020MFW12V

- » Size: 60" x 20"
- » Height: 12"
- » Base: 50" x 10"
- » Burner: 42" Linear
- » BTU: 70K
- » Sugg. Glass: 95 lbs.
- » GPM: 20

### 72" Bowl

OPT-7220MFW  
OPT-7220MFW12V

- » Size: 72" x 20"
- » Height: 12"
- » Base: 62" x 10"
- » Burner: 54" Linear
- » BTU: 90K
- » Sugg. Glass: 110 lbs.
- » GPM: 20

### 48" x 30" Bowl

OPT-4830MFW  
OPT-4830MFW12V

- » Size: 48" x 30"
- » Height: 12"
- » Base: 38" x 20"
- » Burner: 30" Linear
- » BTU: 50K
- » Sugg. Glass: 60 lbs.
- » Scupper 36"
- » GPM: 20

### 60" x 30" Bowl


OPT-6330MFW  
OPT-6330MFW12V

- » Size: 60" x 30"
- » Height: 12"
- » Base: 50" x 20"
- » Burner: 42" Linear
- » BTU: 70K
- » Sugg. Glass: 95 lbs.
- » Scupper 48"
- » GPM: 20

### 72" x 30" Bowl


OPT-7230MFW  
OPT-7230MFW12V

- » Size: 72" x 30"
- » Height: 12"
- » Base: 62" x 20"
- » Burner: 54" Linear
- » BTU: 90K
- » Sugg. Glass: 110 lbs.
- » Scupper 60"
- » GPM: 20



**All Water Bowls Include The Easy Flow Fitting**

All Water Bowls come with easy-flow water fitting that accommodates a 1 ½" water line



**Key Valve Upgrade**  
OPT-KVI

Installed Onto Bowl: Key Valve, Installation Bracket, & Gas Hoses







# MAYA FIRE & WATER BOWLS - COPPER, POWDER COAT, & SS

## Linear Maya Fire Bowl - Metal Collection

Includes: Bowl, Fire Pan, Burner, Whistle Free Hose, Gas Orifice, Mounting Bracket, Lava Rock.

**48" x 20" Bowl**  
OPT-4820MCF0  
OPT-4820MCF0E12V

- » Size: 48" x 20"
- » Height: 12"
- » Base: 38" x 10"
- » Burner: 30" Linear
- » BTU: 50K
- » Sugg. Glass: 70lbs.

**60" x 20" Bowl**  
OPT-6020MCF0  
OPT-6020MCF0E12V

- » Size: 60" x 20"
- » Height: 12"
- » Base: 50" x 10"
- » Burner: 42" Linear
- » BTU: 70K
- » Sugg. Glass: 95 lbs.

**72" x 20" Bowl**  
OPT-7220MCF0  
OPT-7220MCF0E12V

- » Size: 72" x 20"
- » Height: 12"
- » Base: 62" x 10"
- » Burner: 54" Linear
- » BTU: 90K
- » Sugg. Glass: 110 lbs.



*Note: Also Available in Hammered Copper, Stainless Steel & Powder Coat*

**48" x 30" Bowl**  
OPT-4830MCF0  
OPT-4830MCF0E12V

- » Size: 48" x 30"
- » Height: 12"
- » Base: 38" x 20"
- » Burner: 30" Linear
- » BTU: 50K
- » Sugg. Glass: 70lbs.

**60" x 30" Bowl**  
OPT-6030MCF0  
OPT-6030MCF0E12V

- » Size: 60" x 30"
- » Height: 12"
- » Base: 50" x 20"
- » Burner: 42" Linear
- » BTU: 70K
- » Sugg. Glass: 95 lbs.

**72" x 30" Bowl**  
OPT-7230MCF0  
OPT-7230MCF0E12V

- » Size: 72" x 30"
- » Height: 12"
- » Base: 62" x 20"
- » Burner: 54" Linear
- » BTU: 90K
- » Sugg. Glass: 110 lbs.

### Bullet Burner Upgrades

Unit	Stainless Steel Bullet Burner	Stainless Steel Bullet Burner
48" Linear Maya	OPT-B30SST	72" Linear Maya
60" Linear Maya	OPT-B42SST	OPT-B54SST

### Optional Accessories

Unit	20" Width Canvas Cover	30" Width Canvas Cover
48" Linear Maya	OPT-CVR-4820-12H	OPT-CVR-4830-12H
60" Linear Maya	OPT-CVR-6020-12H	OPT-CVR-6030-12H
72" Linear Maya	OPT-CVR-7220-12H	OPT-CVR-7230-12H

## Linear Maya Fire & Water Bowl - Metal Collection

Includes: Bowl, Copper Scupper (3/4" Inlet) Fire Pan, Burner, Whistle Free Hose, Gas Orifice, Mounting Bracket, Lava Rock.

**48" x 20" Bowl**  
OPT-4820MCFW  
OPT-4820MCFWE12V

- » Size: 48" x 20"
- » Height: 12"
- » Base: 38" x 10"
- » Burner: 30" Linear
- » BTU: 50K
- » Sugg. Glass: 70 lbs.
- » GPM: 15

**60" x 20" Bowl**  
OPT-6020MCFW  
OPT-6020MCFWE12V

- » Size: 60" x 20"
- » Height: 12"
- » Base: 50" x 10"
- » Burner: 42" Linear
- » BTU: 70K
- » Sugg. Glass: 95 lbs.
- » GPM: 15

**72" x 20" Bowl**  
OPT-7220MCFW  
OPT-7220MCFWE12V

- » Size: 72" x 20"
- » Height: 12"
- » Base: 62" x 10"
- » Burner: 54" Linear
- » BTU: 90K
- » Sugg. Glass: 110 lbs.
- » GPM: 15



*Note: Also Available in Hammered Copper, Stainless Steel & Powder Coat*

**48" x 30" Bowl**  
OPT-4830MCFW  
OPT-4830MCFWE12V

- » Size: 48" x 30"
- » Height: 12"
- » Base: 38" x 20"
- » Burner: 30" Linear
- » BTU: 50K
- » Sugg. Glass: 70lbs.

**60" x 30" Bowl**  
OPT-6030MCFW  
OPT-6030MCFWE12V

- » Size: 60" x 30"
- » Height: 12"
- » Base: 50" x 20"
- » Burner: 42" Linear
- » BTU: 70K
- » Sugg. Glass: 95 lbs.

**72" x 30" Bowl**  
OPT-7230MCFW  
OPT-7230MCFWE12V

- » Size: 72" x 30"
- » Height: 12"
- » Base: 62" x 20"
- » Burner: 54" Linear
- » BTU: 90K
- » Sugg. Glass: 110 lbs.

### Bullet Burner Upgrades

Unit	Stainless Steel Bullet Burner
48" Linear Maya	OPT-B30SST
60" Linear Maya	OPT-B42SST
72" Linear Maya	OPT-B54SST

### Optional Accessories

Unit	20" Width Canvas Cover	30" Width Canvas Cover
48" Linear Maya	OPT-CVR-4820-12H	OPT-CVR-4830-12H
60" Linear Maya	OPT-CVR-6020-12H	OPT-CVR-6030-12H
72" Linear Maya	OPT-CVR-7220-12H	OPT-CVR-7230-12H



### All Water Bowls Include The Easy Flow Fitting

All Water Bowls come with easy-flow water fitting that accommodates a 1/2" water line



### Key Valve Upgrade

OPT-KVI

Installed Onto Bowl: Key Valve, Installation Bracket, & Gas Hoses





# AVALON CONCRETE BOWLS



24" BLACK

## Avalon Planter Bowl - GFRC Concrete

Includes: Bowl Only  
(Soil and plants not included.) (3" Opening)

**24" Bowl**  
OPT-AVLPO24

- » Size: 24"
- » Height: 10"
- » Base: 13"
- » Soil Usage: 1.5 ft<sup>3</sup>

**30" Bowl**  
OPT-AVLPO30

- » Size: 30"
- » Height: 12"
- » Base: 18"
- » Soil Usage: 2.5 ft<sup>3</sup>

**36" Bowl**  
OPT-AVLPO36

- » Size: 36"
- » Height: 12"
- » Base: 20"
- » Soil Usage: 3.5 ft<sup>3</sup>



24" LIMESTONE

## Avalon Planter & Water Bowl - GFRC Concrete

Includes: Bowl, Copper Scupper (¾" Inlet) (3" Opening)  
(Soil and plants not included)

**24" Bowl**  
OPT-AVLPW24

- » Size: 24"
- » Height: 10"
- » Base: 13"
- » Soil Usage: 1.5 ft<sup>3</sup>
- » Scupper: 8"
- » GPM: 7-10

**30" Bowl**  
OPT-AVLPW30

- » Size: 30"
- » Height: 12"
- » Base: 18"
- » Soil Usage: 2.5 ft<sup>3</sup>
- » Scupper: 8"
- » GPM: 7-10

**36" Bowl**  
OPT-AVLPW36

- » Size: 36"
- » Height: 12"
- » Base: 20"
- » Soil Usage: 3.5 ft<sup>3</sup>
- » Scupper: 12"
- » GPM: 7-10



24" BROWN

## Avalon Water Bowl - GFRC Concrete

Includes: Bowl, Copper Spillway, &  
Smooth Flow Water Fitting (1 ½" Inlet)

**24" Bowl**  
OPT-AVLWO24

- » Size: 24"
- » Height: 10"
- » Base: 13"
- » Scupper: 8"
- » GPM: 7-10

**30" Bowl**  
OPT-AVLWO30

- » Size: 30"
- » Height: 12"
- » Base: 18"
- » Scupper: 8"
- » GPM: 7-10

**36" Bowl**  
OPT-AVLWO36

- » Size: 36"
- » Height: 12"
- » Base: 20"
- » Scupper: 10"
- » GPM: 7-10



### All Water Bowls Include The Easy Flow Fitting

All Water Bowls come with easy-flow water fitting that accommodates a 1 ½" water line



### Key Valve Upgrade

OPT-KVI

Installed Onto Bowl: Key Valve, Installation Bracket, & Gas Hoses

### Optional Avalon Canvas Cover

24" Cover - OPT-BCVR-2424-10H  
30" Cover - OPT-BCVR-3030-12H  
36" Cover - OPT-BCVR-3636-12H



# AVALON CONCRETE BOWLS



30" NATURAL GRAY

## Avalon Fire Bowl - GFRC Concrete

Includes: Bowl, Fire Pan, Burner, Whistle Free Hose, Gas Orifice, Mounting Bracket, Lava Rock. (3" Opening)

### 24" Bowl

OPT-AVLFO24  
OPT-AVLFO24E12V

- » Size: 24"
- » Height: 10"
- » Base: 13"
- » Burner: 8"
- » BTU: 45K
- » Sugg. Glass: 40 lbs.

### 30" Bowl

OPT-AVLFO30  
OPT-AVLFO30E12V

- » Size: 30"
- » Height: 12"
- » Base: 18"
- » Burner: 8"
- » BTU: 45K
- » Sugg. Glass: 55 lbs.

### 36" Bowl

OPT-AVLFO36  
OPT-AVLFO36E12V

- » Size: 36"
- » Height: 12"
- » Base: 20"
- » Burner: 12"
- » BTU: 65K
- » Sugg. Glass: 95 lbs.

### Bullet Burner Upgrades

Unit	Stainless Steel Bullet Burner
24" Avalon	OPT-BRDSS8
30" Avalon	OPT-BRDSS8
36" Avalon	OPT-BRDSS12

### Optional Accessories

Unit	Canvas Cover
24" Avalon	OPT-BCVR-2424-10H
30" Avalon	OPT-BCVR-3030-12H
36" Avalon	OPT-BCVR-3636-12H



30" LIMESTONE

## Avalon Fire & Water Bowl - GFRC Concrete

Includes: Bowl, Copper Scupper (¾" Inlet) Fire Pan, Burner, Whistle Free Hose, Gas Orifice, Mounting Bracket, Lava Rock. (3" Opening)

### 24" Bowl

OPT-AVLFW24  
OPT-AVLFW24E12V

- » Size: 24"
- » Height: 10"
- » Base: 13"
- » Burner: 8"
- » BTU: 45K
- » Sugg. Glass: 40 lbs.
- » Scupper: 8"
- » GPM: 7-10

### 30" Bowl

OPT-AVLFW30  
OPT-AVLFW30E12V

- » Size: 30"
- » Height: 12"
- » Base: 18"
- » Burner: 12"
- » BTU: 65K
- » Sugg. Glass: 55 lbs.
- » Scupper: 8"
- » GPM: 7-10

### 36" Bowl

OPT-AVLFW36  
OPT-AVLFW36E12V

- » Size: 36"
- » Height: 12"
- » Base: 20"
- » Burner: 12"
- » BTU: 65K
- » Sugg. Glass: 95 lbs.
- » Scupper: 10"
- » GPM: 7-10

### Bullet Burner Upgrades

Unit	Stainless Steel Bullet Burner
24" Avalon	OPT-BRDSS8
30" Avalon	OPT-BRDSS12
36" Avalon	OPT-BRDSS12

### Optional Accessories

Unit	Canvas Cover
24" Avalon	OPT-BCVR-2424-10H
30" Avalon	OPT-BCVR-3030-12H
36" Avalon	OPT-BCVR-3636-12H

When ordering, specify the concrete color by adding the color code to the end of the Part #. Example: 27" Brown Sedona Water Bowl = OPT-27RWO-BRN  
Metallic Finishes and Rustic Finishes are available at an extra charge

<b>Black</b> -BLK	<b>Ash</b> -ASH	<b>Natural Gray</b> -NGY	<b>Gray</b> -GRY	<b>White Limestone</b> -LIM	<b>Chocolate</b> -CHC	<b>Chestnut</b> -CST	<b>Brown</b> -BRN	<b>Vanilla</b> -VAN
<b>Rustic Gray</b> -RGR	<b>Moss Stone</b> -RMS	<b>Rustic White</b> -RWH	<b>Coffee</b> -RCF	<b>Slate</b> -MSL	<b>Silver</b> -MSV	<b>Pearl</b> -MPR	<b>Bronze</b> -MBR	<b>Copper</b> -MCP

# AVALON FIRE & WATER BOWLS - METAL



## Avalon Water Bowl - Hammered Patina Copper & Stainless Steel

Includes: Bowl, Copper Spillway, (1 1/2" Water Inlet)

### 24" Bowl

OPT-24AVSSWO - Stainless  
OPT-24AVCPWO - Copper

- » Size: 24"
- » Height: 10"
- » Base: 12"
- » Scupper: 8"
- » GPM: 7-10

### 30" Bowl

OPT-30AVSSWO - Stainless  
OPT-30AVCPWO - Copper

- » Size: 30"
- » Height: 13"
- » Base: 15"
- » Scupper: 8"
- » GPM: 7-10

### 36" Bowl

OPT-36AVSSWO - Stainless  
OPT-36AVCPWO - Copper

- » Size: 36"
- » Height: 13"
- » Base: 18"
- » Scupper: 10"
- » GPM: 20



## Avalon Fire & Water Bowl - Hammered Patina Copper & Stainless Steel

Includes: Bowl, Copper Scupper (3/4" Inlet) Fire Pan, Burner, Whistle Free Hose, Gas Orifice, Mounting Bracket, Lava Rock.

### 24" Bowl

OPT-24AVCPFW - Copper  
OPT-24AVCPFWE12V - Copper  
OPT-24AVSSF - Stainless  
OPT-24AVSSFWE12V - Stainless

- » Size: 24"
- » Height: 10"
- » Base: 12"
- » Burner: 8"
- » BTU: 45K
- » Sugg. Glass: 45 lbs.
- » GPM: 7-10

### 30" Bowl

OPT-30AVCPFW - Copper  
OPT-30AVCPFWE12V - Copper  
OPT-30AVSSF - Stainless  
OPT-30AVSSFWE12V - Stainless

- » Size: 30"
- » Height: 13"
- » Base: 15"
- » Burner: 12"
- » BTU: 65K
- » Sugg. Glass: 60 lbs.
- » GPM: 7-10

### 36" Bowl

OPT-36AVCPFW - Copper  
OPT-36AVCPFWE12V - Copper  
OPT-36AVSSF - Stainless  
OPT-36AVSSFWE12V - Stainless

- » Size: 36"
- » Height: 13"
- » Base: 18"
- » Burner: 12"
- » BTU: 65K
- » Sugg. Glass: 90 lbs.
- » GPM: 7-10

### Bullet Burner Upgrades

Unit	Stainless Steel Bullet Burner
24" Avalon	OPT-BRDSS8
30" & 36" Avalon	OPT-BRDSS12

*Note: Burner upgrade available for both Fire Bowl and Fire & Water Bowl*



### All Water Bowls Include The Easy Flow Fitting

All Water Bowls come with easy-flow water fitting that accommodates a 1 1/2" water line



### Key Valve Upgrade

OPT-KVI

Installed Onto Bowl: Key Valve, Installation Bracket, & Gas Hoses

### Optional Avalon Canvas Cover

24" Cover - OPT-BCVR-2424-10H  
30" Cover - OPT-BCVR-3030-13H  
36" Cover - OPT-BCVR-3636-13H

### Optional Avalon Canvas Cover

24" Cover - OPT-BCVR-2424-10H  
30" Cover - OPT-BCVR-3030-13H  
36" Cover - OPT-BCVR-3636-13H



## Avalon Fire Bowl - Copper & Stainless Steel

Includes: Bowl, Fire Pan, Burner, Whistle Free Hose, Gas Orifice, Mounting Bracket, Lava Rock.

### 24" Bowl

OPT-24AVCPF - Copper  
OPT-24AVCPFE12V - Copper  
OPT-24AVSSF - Stainless  
OPT-24AVSSFE12V - Stainless

- » Size: 24"
- » Height: 10"
- » Base: 12"
- » Burner: 8"
- » BTU: 45K
- » Sugg. Glass: 45 lbs.

### 30" Bowl

OPT-30AVCPF - Copper  
OPT-30AVCPFE12V - Copper  
OPT-30AVSSF - Stainless  
OPT-30AVSSFE12V - Stainless

- » Size: 30"
- » Height: 13"
- » Base: 15"
- » Burner: 12"
- » BTU: 65K
- » Sugg. Glass: 60 lbs.

### 36" Bowl

OPT-36AVCPF - Copper  
OPT-36AVCPFE12V - Copper  
OPT-36AVSSF - Stainless  
OPT-36AVSSFE12V - Stainless

- » Size: 36"
- » Height: 13"
- » Base: 18"
- » Burner: 12"
- » BTU: 65K
- » Sugg. Glass: 90 lbs.



# AVALON FIRE & WATER BOWLS - COPPER & STAINLESS STEEL



## Avalon Fire & Water Bowl - Twin Spill

Includes: Bowl, Copper Scupper (3/4" Inlet) Fire Pan, Burner, Whistle Free Hose, Gas Orifice, Mounting Bracket, Lava Rock.

### 24" Bowl

OPT-24AVCPFWTS - Copper  
 OPT-24AVCPFWTSE12V - Copper  
 OPT-24AVSSFWTS - Stainless  
 OPT-24AVSSFWTSE12V - Stainless

- » Size: 24"
- » Height: 10"
- » Base: 12"
- » Burner: 8"
- » BTU: 45K
- » Sugg. Glass: 45 lbs.
- » GPM: 7-10

### 30" Bowl

OPT-30AVCPFWTS - Copper  
 OPT-30AVCPFWTSE12V - Copper  
 OPT-30AVSSFWTS - Stainless  
 OPT-30AVSSFWTSE12V - Stainless

- » Size: 30"
- » Height: 13"
- » Base: 15"
- » Burner: 12"
- » BTU: 65K
- » Sugg. Glass: 60 lbs.
- » GPM: 7-10

### 36" Bowl

OPT-36AVCPFWTS - Copper  
 OPT-36AVCPFWTSE12V - Copper  
 OPT-36AVSSFWTS - Stainless  
 OPT-36AVSSFWTSE12V - Stainless

- » Size: 36"
- » Height: 13"
- » Base: 18"
- » Burner: 12"
- » BTU: 65K
- » Sugg. Glass: 90 lbs.
- » GPM: 7-10

### Bullet Burner Upgrades

Unit	Stainless Steel Bullet Burner
24" Avalon	OPT-BRDSS8
30" & 36" Avalon	OPT-BRDSS12

*Note: Burner upgrade available for both Fire Bowl and Fire & Water Bowl*



## Avalon Fire & Water Bowl - Wide Spill

Includes: Bowl, Copper Scupper (3/4" Inlet) Fire Pan, Burner, Whistle Free Hose, Gas Orifice, Mounting Bracket, Lava Rock.

### 24" Bowl

OPT-24AVCPFWWS - Copper  
 OPT-24AVCPFWWSE12V - Copper  
 OPT-24AVSSFWWS - Stainless  
 OPT-24AVSSFWWSE12V - Stainless

- » Size: 24"
- » Height: 10"
- » Base: 12"
- » Burner: 8"
- » BTU: 45K
- » Sugg. Glass: 45 lbs.
- » GPM: 7-10

### 30" Bowl

OPT-30AVCPFWWS - Copper  
 OPT-30AVCPFWWSE12V - Copper  
 OPT-30AVSSFWWS - Stainless  
 OPT-30AVSSFWWSE12V - Stainless

- » Size: 30"
- » Height: 13"
- » Base: 15"
- » Burner: 12"
- » BTU: 65K
- » Sugg. Glass: 60 lbs.
- » GPM: 7-10

### 36" Bowl

OPT-36AVCPFWWS - Copper  
 OPT-36AVCPFWWSE12V - Copper  
 OPT-36AVSSFWWS - Stainless  
 OPT-36AVSSFWWSE12V - Stainless

- » Size: 36"
- » Height: 13"
- » Base: 18"
- » Burner: 12"
- » BTU: 65K
- » Sugg. Glass: 90 lbs.
- » GPM: 7-10

### Bullet Burner Upgrades

Unit	Stainless Steel Bullet Burner
24" Avalon	OPT-BRDSS8
30" & 36" Avalon	OPT-BRDSS12

*Note: Burner upgrade available for both Fire Bowl and Fire & Water Bowl*

# AVALON FIRE PITS

## Avalon Wide Ledge Fire Pit - GFRC Concrete

### 42" Avalon Wide Ledge Fire Pit

OPT-AVWLP4242	Match Lit Ignition
OPT-AVWLP4242FSML	Flame Sense
OPT-AVWLP4242EKIT	Plug & Play

- » Dimensions: 42" x 42"
- » Height: 18"
- » Burning Area: 21.75" x 21.75"
- » Base: 17.75" x 17.75"
- » BTU: 65K
- » Sugg. Fire Glass: 50 lbs.

### Bullet Burner Upgrades

Unit	Stainless Steel Bullet Burner
42" Avalon Wide Ledge	OPT-B12RDSS

### Optional Accessories

Canvas Cover	OPT-CVR-4242-18H
Stainless Steel Lid	OPT-24SC



BLACK CONCRETE FINISH

## Avalon Tall Fire Pit - Metal Powder Coat

Features access door for propane tank storage.

### 30" Avalon Tall Fire Pit

OPT-AVTFPCPR3030	Hammered Copper
OPT-AVTFPCS3030	Corten Steel
OPT-AVTFPSS3030	Stainless Steel
OPT-AVTFPPC3030	Powder Coat

- » Dimensions: 30" x 30"
- » Height: 24"
- » Burning Area: 18" x 18"
- » Base: 20" x 20"
- » BTU: 45K
- » Sugg. Fire Glass: 50 lbs.

### Optional Accessories

Unit	Canvas Cover
30" Avalon	OPT-CVR-3030-24H
36" Avalon	OPT-CVR-3636-24H

### 36" Avalon Tall Fire Pit

OPT-AVTFPCPR3636	Hammered Copper
OPT-AVTFPCS3636	Corten Steel
OPT-AVTFPSS3636	Stainless Steel
OPT-AVTFPPC3636	Powder Coat

- » Dimensions: 36" x 36"
- » Height: 24"
- » Burning Area: 22" x 22"
- » Base: 24" x 24"
- » BTU: 65K
- » Sugg. Fire Glass: 50 lbs.

### Bullet Burner Upgrades

Unit	Stainless Steel Bullet Burner
30" Avalon	OPT-BRDSS8
36" Avalon	OPT-BRDSS12



30" JAVA POWDER COAT FINISH

## POWDER COAT COLOR OPTIONS

When ordering, specify the concrete color by adding the color code to the end of the Part #. **Example:** 27" Brown Sedona Water Bowl = OPT-27RWO-BRN

White -WHT	Gray -GRY	Pewter -PEW	Black -BLK	Silver Vein -SLV	Copper Vein -CPV	Java -JAV
---------------	--------------	----------------	---------------	---------------------	---------------------	--------------

When ordering, specify the concrete color by adding the color code to the end of the Part #. Example: 27" Brown Sedona Water Bowl = OPT-27RWO-BRN  
Metallic Finishes and Rustic Finishes are available at an extra charge

Black -BLK	Ash -ASH	Natural Gray -NGY	Gray -GRY	White Limestone -LIM	Chocolate -CHC	Chestnut -CST	Brown -BRN	Vanilla -VAN
Rustic Gray -RGR	Moss Stone -RMS	Rustic White -RWH	Coffee -RCF	Slate -MSL	Silver -MSV	Pearl -MPR	Bronze -MBR	Copper -MCP

# LINEAR AVALON FIRE PITS - METAL



## Linear Avalon Fire Pit - Metal Collection - 15" Tall

Does not include door for propane tank storage.

### 48" x 28" Avalon Fire Pit

OPT-AVLCPR4815 Hammered Copper  
OPT-AVLCS4815 Corten Steel  
OPT-AVLSS4815 Stainless Steel  
OPT-AVLPC4815 Powder Coat

- » Dimensions: 48" x 28"
- » Height: 15"
- » Burning Area: 30" x 10"
- » Weight: 85 lbs.
- » BTU: 40K
- » Sugg. Fire Glass: 50 lbs.

### 60" x 28" Avalon Fire Pit

OPT-AVLCPR6015 Hammered Copper  
OPT-AVLCS6015 Corten Steel  
OPT-AVLSS6015 Stainless Steel  
OPT-AVLPC6015 Powder Coat

- » Dimensions: 60" x 28"
- » Height: 15"
- » Burning Area: 42" x 10"
- » Weight: 105 lbs.
- » BTU: 60K
- » Sugg. Fire Glass: 50 lbs.

### 72" x 28" Avalon Fire Pit

OPT-AVLCPR7215 Hammered Copper  
OPT-AVLCS7215 Corten Steel  
OPT-AVLSS7215 Stainless Steel  
OPT-AVLPC7215 Powder Coat

- » Dimensions: 72" x 28"
- » Height: 15"
- » Burning Area: 54" x 10"
- » Weight: 130 lbs.
- » BTU: 80K
- » Sugg. Fire Glass: 50 lbs.

### 84" x 28" Avalon Fire Pit

OPT-AVLCPR8415 Hammered Copper  
OPT-AVLCS8415 Corten Steel  
OPT-AVLSS8415 Stainless Steel  
OPT-AVLPC8415 Powder Coat

- » Dimensions: 84" x 28"
- » Height: 15"
- » Burning Area: 66" x 10"
- » Weight: 155 lbs.
- » BTU: 100K
- » Sugg. Fire Glass: 75 lbs.

## Linear Avalon Fire Pit - Metal Collection - 24" Tall

Includes access door for 20 lbs propane tank storage



### 48" x 28" Avalon Fire Pit

OPT-AVLCPR4824 Hammered Copper  
OPT-AVLCS4824 Corten Steel  
OPT-AVLSS4824 Stainless Steel  
OPT-AVLPC4824 Powder Coat

- » Dimensions: 48" x 28"
- » Height: 24"
- » Burning Area: 30" x 10"
- » Weight: 85 lbs.
- » BTU: 40K
- » Sugg. Fire Glass: 50 lbs.

### 60" x 28" Avalon Fire Pit

OPT-AVLCPR6024 Hammered Copper  
OPT-AVLCS6024 Corten Steel  
OPT-AVLSS6024 Stainless Steel  
OPT-AVLPC6024 Powder Coat

- » Dimensions: 60" x 28"
- » Height: 24"
- » Burning Area: 42" x 10"
- » Weight: 105 lbs.
- » BTU: 60K
- » Sugg. Fire Glass: 50 lbs.

### 72" x 28" Avalon Fire Pit

OPT-AVLCPR7224 Hammered Copper  
OPT-AVLCS7224 Corten Steel  
OPT-AVLSS7224 Stainless Steel  
OPT-AVLPC7224 Powder Coat

- » Dimensions: 72" x 28"
- » Height: 24"
- » Burning Area: 54" x 10"
- » Weight: 130 lbs.
- » BTU: 80K
- » Sugg. Fire Glass: 50 lbs.

### 84" x 28" Avalon Fire Pit

OPT-AVLCPR8424 Hammered Copper  
OPT-AVLCS8424 Corten Steel  
OPT-AVLSS8424 Stainless Steel  
OPT-AVLPC8424 Powder Coat

- » Dimensions: 84" x 28"
- » Height: 24"
- » Burning Area: 66" x 10"
- » Weight: 155 lbs.
- » BTU: 100K
- » Sugg. Fire Glass: 75 lbs.

### Optional Accessories

Unit	Canvas Cover-15"	Canvas Cover-24"	Stainless Lid	Glass Wind Guard
48" Linear Avalon	OPT-CVR-4828-15H	OPT-CVR-4828-24H	OPT-RC1232	OPT-WG-3414
60" Linear Avalon	OPT-CVR-6028-15H	OPT-CVR-6028-24H	OPT-RC1244	OPT-WG-4614
72" Linear Avalon	OPT-CVR-7228-15H	OPT-CVR-7228-24H	OPT-RC1256	OPT-WG-5814
84" Linear Avalon	OPT-CVR-8428-15H	OPT-CVR-8428-24H	OPT-RC1268	OPT-WG-7014

### Bullet Burner Upgrades

Unit	Stainless Steel Bullet Burner
48" Linear Avalon	OPT-B24SST
60" Linear Avalon	OPT-B36SST
72" Linear Avalon	OPT-B48SST
84" Linear Avalon	OPT-B60SST



# MODERNO FIRE PITS



## Moderno Fire Pit - Metal Powder Coat

Does not include door for propane tank storage

### 48" Moderno

OPT-MODPC4828	Match Lit Ignition
OPT-MODPC4828FSML	Flame Sense
OPT-MODPC4828EKIT	Plug & Play

- » Dimensions: 48" x 28"
- » Height: 14"
- » Burning Area: 30" x 10"
- » Base: 36" x 17"
- » BTU: 45K
- » Sugg. Fire Glass: 50 lbs.

### 60" Moderno

OPT-MODPC6028	Match Lit Ignition
OPT-MODPC6028FSML	Flame Sense
OPT-MODPC6028EKIT	Plug & Play

- » Dimensions: 60" x 28"
- » Height: 14"
- » Burning Area: 42" x 10"
- » Base: 48" x 17"
- » BTU: 45K
- » Sugg. Fire Glass: 50 lbs.

### 72" Moderno

OPT-MODPC7228	Match Lit Ignition
OPT-MODPC7228FSML	Flame Sense
OPT-MODPC7228EKIT	Plug & Play

- » Dimensions: 72" x 28"
- » Height: 14"
- » Burning Area: 54" x 10"
- » Base: 60" x 17"
- » BTU: 45K
- » Sugg. Fire Glass: 50 lbs.

### 84" Moderno

OPT-MODPC8428	Match Lit Ignition
OPT-MODPC8428FSML	Flame Sense
OPT-MODPC8428EKIT	Plug & Play

- » Dimensions: 84" x 28"
- » Height: 14"
- » Burning Area: 66" x 10"
- » Base: 72" x 17"
- » BTU: 45K
- » Sugg. Fire Glass: 50 lbs.

### 96" Moderno

OPT-MODPC9628	Match Lit Ignition
OPT-MODPC9628FSML	Flame Sense
OPT-MODPC9628EKIT	Plug & Play

- » Dimensions: 96" x 28"
- » Height: 14"
- » Burning Area: 78" x 10"
- » Base: 84" x 17"
- » BTU: 45K
- » Sugg. Fire Glass: 50 lbs.

### 108" Moderno

OPT-MODPC10828	Match Lit Ignition
OPT-MODPC10828FSML	Flame Sense
OPT-MODPC10828EKIT	Plug & Play

- » Dimensions: 108" x 28"
- » Height: 14"
- » Burning Area: 90" x 10"
- » Base: 96" x 17"
- » BTU: 45K
- » Sugg. Fire Glass: 50 lbs.

### Optional Accessories

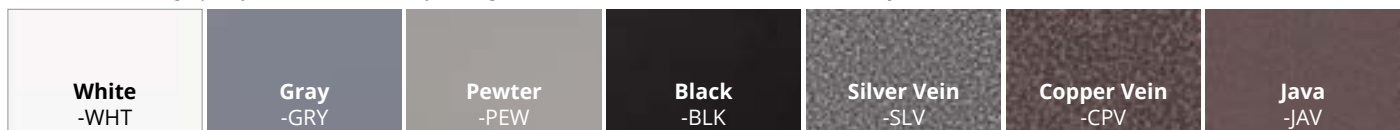
Unit	Canvas Cover	Stainless Lid	Glass Wind Guard
48" Avalon Chico	OPT-CVR-4828-14H	OPT-RC1232	OPT-WG-3414
60" Avalon Chico	OPT-CVR-6028-14H	OPT-RC1244	OPT-WG-4614
72" Avalon Chico	OPT-CVR-7228-14H	OPT-RC1256	OPT-WG-5814
84" Avalon Chico	OPT-CVR-8428-14H	OPT-RC1268	OPT-WG-7014
96" Avalon Chico	OPT-CVR-9628-14H	OPT-RC1280	OPT-WG-8214
108" Avalon Chico	OPT-CVR-10828-14H	OPT-RC1292	OPT-WG-9414

### Bullet Burner Upgrades

Unit	Stainless Steel Bullet Burner
48" Avalon Chico	OPT-B24SST
60" Avalon Chico	OPT-B30SST
72" Avalon Chico	OPT-B42SST
84" Avalon Chico	OPT-B60SST
96" Avalon Chico	OPT-B72SST
108" Avalon Chico	OPT-B84SST

### POWDER COAT COLOR OPTIONS

When ordering, specify the concrete color by adding the color code to the end of the Part #. **Example:** 27" Brown Sedona Water Bowl = OPT-27RWO-BRN



# ROMA CONCRETE BOWLS



24" VANILLA

## Roma GFRC Planter Bowl

Includes: Bowl Only  
(Soil and plants not included.) (3" Opening)

**24" Bowl**  
OPT-ROMPO24

- » Size: 24"
- » Height: 10"
- » Base: 9"
- » Soil Usage: 1.25 ft<sup>3</sup>

**36" Bowl**  
OPT-ROMPO36

- » Size: 36"
- » Height: 16"
- » Base: 18"
- » Soil Usage: 2.5 ft<sup>3</sup>

## Roma GFRC Planter & Water Bowl

Includes: Bowl, Copper Scupper (¾" Inlet) (3" Opening)  
(Soil and plants not included)

**24" Bowl**  
OPT-ROMPW24

- » Size: 24"
- » Height: 10"
- » Base: 9"
- » Soil Usage: 1.25 ft<sup>3</sup>
- » Scupper: 8"
- » GPM: 7-10

**36" Bowl**  
OPT-ROMPW36

- » Size: 36"
- » Height: 16"
- » Base: 18"
- » Soil Usage: 2.5 ft<sup>3</sup>
- » Scupper: 8"
- » GPM: 7-10



36" CHOCOLATE

## Roma GFRC Water Bowl

Includes: Bowl, Copper Spillway, &  
Smooth Flow Water Fitting (1 ½" Inlet)

**24" Bowl**  
OPT-ROMWO24

- » Size: 24"
- » Height: 10"
- » Base: 9"
- » Scupper: 8"
- » GPM: 7-10

**36" Bowl**  
OPT-ROMWO36

- » Size: 36"
- » Height: 16"
- » Base: 18"
- » Scupper: 8"
- » GPM: 7-10

When ordering, specify the concrete color by adding the color code to the end of the Part #. Example: 27" Brown Sedona Water Bowl = OPT-27RWO-BRN  
Metallic Finishes and Rustic Finishes are available at an extra charge

<b>Black</b> -BLK	<b>Ash</b> -ASH	<b>Natural Gray</b> -NGY	<b>Gray</b> -GRY	<b>White Limestone</b> -LIM	<b>Chocolate</b> -CHC	<b>Chestnut</b> -CST	<b>Brown</b> -BRN	<b>Vanilla</b> -VAN
<b>Rustic Gray</b> -RGR	<b>Moss Stone</b> -RMS	<b>Rustic White</b> -RWH	<b>Coffee</b> -RCF	<b>Slate</b> -MSL	<b>Silver</b> -MSV	<b>Pearl</b> -MPR	<b>Bronze</b> -MBR	<b>Copper</b> -MCP



### All Water Bowls Include The Easy Flow Fitting

All Water Bowls come with easy-flow water fitting that accommodates a 1 ½" water line



### Key Valve Upgrade

OPT-KVI

Installed Onto Bowl: Key Valve, Installation Bracket, & Gas Hoses

### Optional Roma Canvas Cover

24" Cover - OPT-BCVR-24R-10H  
37" Cover - OPT-BCVR-36R-16H

# ROMA CONCRETE BOWLS



36" BROWN

## Roma GFRC Fire Bowl

Includes: Bowl, Fire Pan, Burner, Whistle Free Hose, Gas Orifice, Mounting Bracket, Lava Rock. (3" Opening)

### 24" Bowl

OPT-ROMFO24  
OPT-ROMFO24E12V

- » Size: 24"
- » Height: 10"
- » Base: 9"
- » Burner: 8"
- » BTU: 45K
- » Sugg. Glass: 40 lbs.

### 36" Bowl

OPT-ROMFO36  
OPT-ROMFO36E12V

- » Size: 36"
- » Height: 16"
- » Base: 18"
- » Burner: 12"
- » BTU: 45K
- » Sugg. Glass: 55 lbs.

### Bullet Burner Upgrades

Unit	Stainless Steel Bullet Burner
24" Roma	OPT-BRDSS8
36" Roma	OPT-BRDSS12

### Optional Accessories

Unit	Canvas Cover
24" Roma	OPT-BCVR-24R-10H
36" Roma	OPT-BCVR-36R-16H



36" NATURAL GRAY

## Roma GFRC Fire & Water Bowl

Includes: Bowl, Copper Scupper (¾" Inlet) Fire Pan, Burner, Whistle Free Hose, Gas Orifice, Mounting Bracket, Lava Rock. (3" Opening)

### 24" Bowl

OPT-ROMFW24  
OPT-ROMFW24E12V

- » Size: 24"
- » Height: 10"
- » Base: 9"
- » Burner: 8"
- » BTU: 45K
- » Sugg. Glass: 40 lbs.
- » Scupper: 8"
- » GPM: 7-10

### 36" Bowl

OPT-ROMFW36  
OPT-ROMFW36E12V

- » Size: 36"
- » Height: 16"
- » Base: 18"
- » Burner: 12"
- » BTU: 65K
- » Sugg. Glass: 55 lbs.
- » Scupper: 8"
- » GPM: 7-10

### Bullet Burner Upgrades

Unit	Stainless Steel Bullet Burner
24" Roma	OPT-BRDSS8
36" Roma	OPT-BRDSS12

### Optional Accessories

Unit	Canvas Cover
24" Roma	OPT-BCVR-24R-10H
36" Roma	OPT-BCVR-36R-16H

When ordering, specify the concrete color by adding the color code to the end of the Part #. Example: 27" Brown Sedona Water Bowl = OPT-27RWO-BRN  
Metallic Finishes and Rustic Finishes are available at an extra charge

<b>Black</b> -BLK	<b>Ash</b> -ASH	<b>Natural Gray</b> -NGY	<b>Gray</b> -GRY	<b>White Limestone</b> -LIM	<b>Chocolate</b> -CHC	<b>Chestnut</b> -CST	<b>Brown</b> -BRN	<b>Vanilla</b> -VAN
<b>Rustic Gray</b> -RGR	<b>Moss Stone</b> -RMS	<b>Rustic White</b> -RWH	<b>Coffee</b> -RCF	<b>Slate</b> -MSL	<b>Silver</b> -MSV	<b>Pearl</b> -MPR	<b>Bronze</b> -MBR	<b>Copper</b> -MCP



# 31" REMI COPPER BOWL



## Remi Planter Bowl

Includes: Bowl Only  
(Soil and plants not included.)

OPT-31RCPO

- » Size: 31"
- » Height: 11"
- » Base: 13"
- » Soil Usage: 2.5 ft<sup>3</sup>



## Remi Planter & Water Bowl

Includes: Bowl, Copper Scupper (3/4" Inlet)  
(Soil and plants not included)

OPT-31RCPW

- » Size: 31"
- » Height: 11"
- » Base: 13"
- » Soil Usage: 2.5 ft<sup>3</sup>
- » Scupper: 10"
- » GPM: 7-10

## Remi Water Bowl

Includes: Bowl, Copper Spillway,  
(1 1/2" Water Inlet)

OPT-31RCWO

- » Size: 31"
- » Height: 11"
- » Base: 13"
- » Scupper: 10"
- » GPM: 7-10



## Remi Fire Bowl

Includes: Bowl, Fire Pan, Burner, Whistle  
Free Hose, Gas Orifice, Mounting Bracket,  
Lava Rock.

OPT-31RCFO  
OPT-31RCFOE12V

- » Size: 31"
- » Height: 11"
- » Base: 13"
- » Burner: 12"
- » BTU: 45K
- » Sugg. Glass: 75 lbs.

### Bullet Burner Upgrades

Unit	Stainless Steel Bullet Burner
31" Remi	OPT-BRDSS12



## Remi Fire & Water Bowl

Includes: Bowl, Copper Scupper (3/4" Inlet)  
Fire Pan, Burner, Whistle Free Hose, Gas  
Orifice, Mounting Bracket, Lava Rock.

OPT-31RCFW  
OPT-31RCFWE12V

- » Size: 31"
- » Height: 11"
- » Base: 13"
- » Burner: 12"
- » BTU: 45K
- » Sugg. Glass: 75 lbs.
- » Scupper: 10"
- » GPM: 7-10



## Fire & Water Bowl - Gravity Spill

Includes: Bowl, Fire Pan, Burner, Whistle  
Free Hose, Gas Orifice, Mounting Bracket,  
Lava Rock. (1 1/2" Water Inlet)

OPT-31RCFWGS  
OPT-31RCFWGSE12V

- » Size: 31"
- » Height: 11.5"
- » Base: 13"
- » Burner: 12"
- » BTU: 45K
- » Sugg. Glass: 75 lbs.
- » Scupper: 10"
- » GPM: 7-10



### All Water Bowls Include The Easy Flow Fitting

All Water Bowls come with easy-flow  
water fitting that accommodates a 1 1/2"  
water line



### Key Valve Upgrade

OPT-KVI

Installed Onto Bowl: Key Valve,  
Installation Bracket, & Gas Hoses

### Optional Remi Canvas Cover

31" Cover - OPT-BCVR-31R-11H

# NILE FIRE & WATER BOWL - METAL COLLECTION

## Nile Fire & Water Bowl - Metal Collection

Includes: Bowl, Copper Scupper (3/4" Inlet) Fire Pan, Burner, Whistle Free Hose, Gas Orifice, Mounting Bracket, Lava Rock.

### 24" Bowl

OPT-24NLCPF    Hammered Copper  
 OPT-24NLSSF    Stainless Steel  
 OPT-24NLPFCF    Powder Coat

- » Width: 24"
- » Length: 32"
- » Height: 14"
- » Base: 14" x 9"
- » Burner: 12"
- » BTU: 20K
- » GPM: 20

### 30" Bowl

OPT-30NLCPF    Hammered Copper  
 OPT-30NLSSF    Stainless Steel  
 OPT-30NLPFCF    Powder Coat

- » Width: 30"
- » Length: 40"
- » Height: 14"
- » Base: 16" x 12"
- » Burner: 18"
- » BTU: 30K
- » GPM: 20



*Note: Available only in Hammered Copper, Powder Coat & Stainless Steel*

### 36" Bowl

OPT-36NLCPF    Hammered Copper  
 OPT-36NLSSF    Stainless Steel  
 OPT-36NLPFCF    Powder Coat

- » Width: 36"
- » Length: 48"
- » Height: 14"
- » Base: 18" x 15"
- » Burner: 24"
- » BTU: 40K
- » GPM: 20

### Optional Accessories

Unit	Canvas Cover
24" Nile	OPT-BCVR-3224-14H
30" Nile	OPT-BCVR-4030-14H
36" Nile	OPT-BCVR-4836-14H

### Bullet Burner Upgrades

Unit	Stainless Steel Bullet Burner
24" Nile	OPT-B12SST
30" Nile	OPT-B18SST
36" Nile	OPT-B24SST



30" NILE FIRE & WATER BOWL



# THE OUTDOOR PLUS

USA MANUFACTURER OF FIRE & WATER PRODUCTS



Corten Steel Planters





## Rectangular Tuscon Planter

SKU	SIZE	BASE	HEIGHT	SOIL USAGE
OPT-PTSR4824	48" X 24"	40" X 16"	24"	14.5 ft. <sup>3</sup>



## Vertical Tuscon Planter

SKU	SIZE	BASE	HEIGHT	SOIL USAGE
OPT-PTST2634	26" x 26"	16" X 16"	34"	12.5 ft. <sup>3</sup>
OPT-PTST3034	30" X 30"	20" X 20"	34"	16 ft. <sup>3</sup>



## Tuscon Planter

SKU	SIZE	BASE	HEIGHT	SOIL USAGE
OPT-PTSS24	24" X 24"	14" X 14"	14"	3.5 ft. <sup>3</sup>
OPT-PTSS30	30" x 30"	18" x 18"	18"	6.75 ft. <sup>3</sup>





## Sierra Planter - 20" Tall

SKU	DIAMETER	BASE	HEIGHT	SOIL USAGE
OPT-PSR3020	30"	18"	20"	5.5 ft <sup>3</sup>
OPT-PSR4820	46"	30"	20"	13.5 ft <sup>3</sup>

## Sierra Planter - 30" Tall

SKU	DIAMETER	BASE	HEIGHT	SOIL USAGE
OPT-PSR3030	30"	18"	30"	8 ft <sup>3</sup>
OPT-PSR4830	46"	30"	30"	20 ft <sup>3</sup>



## Moderna Rectangular Planter

SKU	SIZE	HEIGHT	SOIL USAGE
OPT-PMDR4824	48" X 24"	14"	9.25 ft <sup>3</sup>
OPT-PMDR6024	60" X 24"	14"	11.75 ft <sup>3</sup>



## Moderna Square Planter

SKU	SIZE	HEIGHT	SOIL USAGE
OPT-PMD2014	20" X 20"	14"	3.25 ft <sup>3</sup>
OPT-PMD2414	24" X 24"	14"	4.75 ft <sup>3</sup>
OPT-PMD3020	30" X 30"	20"	10.5 ft <sup>3</sup>





# THE OUTDOOR PLUS

USA MANUFACTURER OF FIRE & WATER PRODUCTS

Fire Pits & Tables Collections



## 32" Florence Fire Pit - Concrete

Includes Stainless Steel Door For Short 11lb. Propane Tank ONLY.

OPT-FL3218 Match Lit  
OPT-FL3218FSML Flame Sense  
OPT-FL3218EKIT Plug & Play

- » Diameter: 32"
- » Height: 18"
- » Burn Area Diameter: 24"
- » Weight: 280 lbs.
- » BTU: 65K
- » Sugg. Fire Glass: 40 lbs.

### Optional Accessories

Unit	Canvas Cover	Stainless Lid
32" Florence	OPT-CVR-32R-18H	OPT-28RC

### Bullet Burner Upgrades

Unit	Stainless Steel Bullet Burner
32" Florence	OPT-BRDSS12



BROWN FINISH SHOWN

## 42" Florence Fire Pit - Concrete

Cannot Store Propane Tank

OPT-FL42 Match Lit  
OPT-FL42FSML Flame Sense  
OPT-FL42EKIT Plug & Play

- » Diameter: 42"
- » Height: 12"
- » Burn Area Diameter: 25"
- » Weight: 315 lbs.
- » BTU: 65K
- » Sugg. Fire Glass: 50 lbs.

### Bullet Burner Upgrades

Unit	Stainless Steel Bullet Burner
42" Florence	OPT-BRDSS12

### Optional Accessories

Unit	Canvas Cover	Stainless Lid
42" Florence	OPT-CVR-42R-12H	OPT-29RC



LIMESTONE FINISH SHOWN

## 42" Florence Fire Table - 24" Tall - Concrete

Includes Stainless Steel Door For Propane Tank Storage.

OPT-FL4224 Match Lit  
OPT-FL4224FSML Flame Sense  
OPT-FL4224EKIT Plug & Play

- » Diameter: 42"
- » Height: 24"
- » Burn Area Diameter: 25"
- » Weight: 425 lbs.
- » BTU: 65K
- » Sugg. Fire Glass: 55 lbs.



### Bullet Burner Upgrades

Unit	Stainless Steel Bullet Burner
42" Florence	OPT-BRDSS12

### Optional Accessories

Unit	Canvas Cover	Stainless Lid
42" Florence	OPT-CVR-42R-24H	OPT-29RC



CHOCOLATE FINISH SHOWN

# FIRE PITS & FIRE TABLES

All fire pits include: Fire Pan, Burner, Key Valve, Key, Gas Hoses, Lava Rock.  
For Match Lit w/ Flame Sense add "-FSML" to part #. For Plug & Play Ignition, add "-EKIT"

## 46" Florence Fire Pit - Concrete

Includes Stainless Steel Door For Propane Tank Storage.

OPT-FL4620 Match Lit  
OPT-FL4620FSML Flame Sense  
OPT-FL4620EKIT Plug & Play

- » Diameter: 46"
- » Height: 20"
- » Burn Area Diameter: 21"
- » Weight: 360 lbs.
- » BTU: 65K
- » Sugg. Fire Glass: 40 lbs.



### Bullet Burner Upgrades

Unit	Stainless Steel Bullet Burner
46" Florence	OPT-BRDSS12

### Optional Accessories

Unit	Canvas Cover	Stainless Lid
46" Florence	OPT-CVR-48R-20H	OPT-25RC



ASH FINISH SHOWN



72" FLORENCE IN RUSTIC COFFEE FINISH

## 54" Florence GFRC Fire Pit

Includes SS Door For Propane Tank Storage.

OPT-FL54 Match Lit  
OPT-FL54FSML Flame Sense  
OPT-FL54EKIT Plug & Play

- » Diameter: 54"
- » Height: 20"
- » Burn Area Diameter: 30"
- » Weight: 490 lbs.
- » BTU: 65K
- » Sugg. Fire Glass: 100 lbs.



### Bullet Burner Upgrades

Unit	Stainless Steel Bullet Burner
54" Florence	OPT-BRDSS12

### Optional Accessories

Canvas Cover	OPT-CVR-54R-20H
Stainless Steel Lid	OPT-34RC

## 72" Florence GFRC Fire Pit

\*Shown On This Page

Includes SS Door For Propane Tank Storage.

OPT-FL72 Match Lit  
OPT-FL72FSML Flame Sense  
OPT-FL72EKIT Plug & Play

- » Diameter: 72"
- » Height: 20"
- » Burn Area Diameter: 48"
- » Weight: 675 lbs.
- » BTU: 160K
- » Sugg. Fire Glass: 100 lbs.



### Bullet Burner Upgrades

Unit	Stainless Steel Bullet Burner
72" Florence	OPT-BRDSS18

### Optional Accessories

Canvas Cover	OPT-CVR-72R-20H
Stainless Steel Lid	OPT-52RC

## Tempe Fire Pit - Concrete

Cannot Store Propane Tank

### 48" Tempe

OPT-TEM48	Match Lit Ignition
OPT-TEM48FSML	Flame Sense
OPT-TEM48EKIT	Plug & Play

- » Diameter: 48"
- » Height: 16"
- » Burn Area Diameter: 28"
- » Weight: 370 lbs.
- » BTU: 65K
- » Sugg. Fire Glass: 50 lbs.

#### Optional Accessories

Unit	Canvas Cover	Stainless Lid
48" Tempe	OPT-CVR-48R-16H	OPT-32RC

#### Bullet Burner Upgrades

Unit	Stainless Steel Bullet Burner
48" Tempe	OPT-BRDSS12



VANILLA GFRC



STAINLESS STEEL

## Tempe - Metal Collection

Cannot Store Propane Tank

### 48" Tempe

OPT-TEMCP48	Hammered Copper
OPT-TEMCS48	Corten Steel
OPT-TEMSS48	Stainless Steel
OPT-TEMPC48	Powder Coat

- » Diameter: 48"
- » Height: 16"
- » Burn Area Diameter: 28"
- » Weight: 370 lbs.
- » BTU: 65K
- » Sugg. Fire Glass: 50 lbs.

#### Bullet Burner Upgrades

Unit	Stainless Steel Bullet Burner
48" Tempe	OPT-BRDSS12

#### Optional Accessories

Unit	Canvas Cover	Stainless Lid
48" Tempe	OPT-CVR-48R-16H	OPT-32RC



BLACK & WHITE POWDER COAT

## Tempe Fire Pit - B & W Collection

### 48" Tempe - White Top & Black Powder Coat Metal Base

OPT-TEMPC48-BWC	Match Lit Ignition
OPT-TEMPC48FSML-BWC	Flame Sense
OPT-TEMPC48EKIT-BWC	Plug & Play

- » Diameter: 48"
- » Height: 16"
- » Burn Area Diameter: 28"
- » BTU: 65K
- » Sugg. Fire Glass: 50 lbs.

#### Bullet Burner Upgrades

Unit	Stainless Steel Bullet Burner
48" Tempe	OPT-BRDSS12

#### Optional Accessories

Unit	Canvas Cover	Stainless Lid
48" Tempe	OPT-CVR-48R-16H	OPT-32RC



# FIRE PITS & FIRE TABLES

All fire pits include: Fire Pan, Burner, Key Valve, Key, Gas Hoses, Lava Rock.  
 For Match Lit w/ Flame Sense add "-FSML" to part #. For Plug & Play Ignition, add "-EKIT"



54" ASH FINISH

## Regal Concrete Fire Pit

Cannot Store Propane Tank

### 48" Regal

OPT-RGL48 Match Lit  
 OPT-RGL48FSML Flame Sense  
 OPT-RGL48EKIT Plug & Play

- » Dimensions: 48" x 24"
- » Height: 13"
- » Burning Area: 34" x 10" x 2"
- » Weight: 195 lbs.
- » BTU: 40K
- » Sugg. Fire Glass: 50 lbs.

### 54" Regal

OPT-RGL54 Match Lit  
 OPT-RGL54FSML Flame Sense  
 OPT-RGL54EKIT Plug & Play

- » Dimensions: 54" x 24"
- » Height: 13"
- » Burning Area: 40" x 10" x 2"
- » Weight: 215 lbs.
- » BTU: 50K
- » Sugg. Fire Glass 50 lbs.

### 60" Regal

OPT-RGL60 Match Lit  
 OPT-RGL60FSML Flame Sense  
 OPT-RGL60EKIT Plug & Play

- » Dimensions: 60" x 24"
- » Height: 13"
- » Burning Area: 48" x 10" x 2"
- » Weight: 400 lbs.
- » BTU: 100K
- » Sugg. Fire Glass: 75 lbs.

### Optional Accessories

Unit	Canvas Cover	Stainless Lid	Glass Wind Guard
48" Regal	OPT-CVR-4824-13H	OPT-RC1236	OPT-WG-3814
54" Regal	OPT-CVR-5424-13H	OPT-RC1242	OPT-WG-4414
60" Regal	OPT-CVR-6024-13H	OPT-RC1250	OPT-WG-5214

### Bullet Burner Upgrades

Unit	Stainless Steel Bullet Burner
48" Regal	OPT-B24SST
54" Regal	OPT-B30SST
60" Regal	OPT-B36SST



48" REGAL SHOWN

## Regal Metal Collection

Cannot Store Propane Tank

### 48" Regal

OPT-RGLCPR48	Hammered Copper
OPT-RGLCS48	Corten Steel
OPT-RGLSS48	Stainless Steel
OPT-RGLPC48	Powder Coat

- » Dimensions: 48" x 24"
- » Height: 13"
- » Burning Area: 34" x 10" x 2"
- » Weight: 195 lbs.
- » BTU: 40K
- » Sugg. Fire Glass: 50 lbs.



54" BLACK POWDER COAT

### 54" Regal

OPT-RGLCPR54	Hammered Copper
OPT-RGLCS54	Corten Steel
OPT-RGLSS54	Stainless Steel
OPT-RGLPC54	Powder Coat

- » Dimensions: 54" x 24"
- » Height: 13"
- » Burning Area: 40" x 10" x 2"
- » Weight: 215 lbs.
- » BTU: 50K
- » Sugg. Fire Glass 50 lbs.



54" STAINLESS STEEL

### 60" Regal

OPT-RGLCPR60	Hammered Copper
OPT-RGLCS60	Corten Steel
OPT-RGLSS60	Stainless Steel
OPT-RGLPC60	Powder Coat

- » Dimensions: 60" x 24"
- » Height: 13"
- » Burning Area: 48" x 10" x 2"
- » Weight: 400 lbs.
- » BTU: 60K
- » Sugg. Fire Glass: 75 lbs.



54" CORTEN STEEL

### Bullet Burner Upgrades

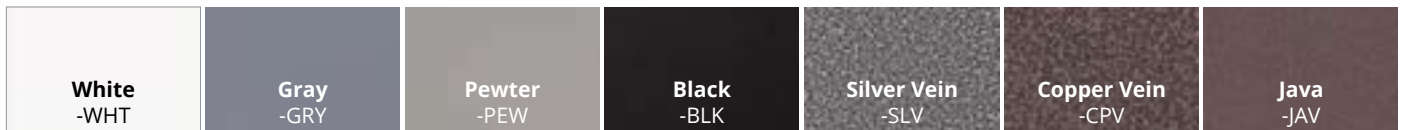
Unit	Stainless Steel Bullet Burner
48" Regal	OPT-B24SST
54" Regal	OPT-B30SST
60" Regal	OPT-B36SST

### Optional Accessories

Unit	Canvas Cover	Stainless Lid	Glass Wind Guard
48" Regal	OPT-CVR-4824-13H	OPT-RC1236	OPT-WG-3814
54" Regal	OPT-CVR-5424-13H	OPT-RC1242	OPT-WG-4414
60" Regal	OPT-CVR-6024-13H	OPT-RC1250	OPT-WG-5214

### POWDER COAT COLOR OPTIONS

When ordering, specify the powder coat color by adding the color code to the end of the Part #. **Example:** White Coronado Fire Pit = OPT-CORPC48-WHT



# FIRE PITS & FIRE TABLES

All fire pits include: Fire Pan, Burner, Key Valve, Key, Gas Hoses, Lava Rock.  
 For Match Lit w/ Flame Sense add "-FSML" to part #. For Plug & Play Ignition, add "-EKIT"



STAINLESS STEEL



HAMMERED COPPER

## Carmen GRFC & Metal Collection



### 72" Carmen - 16" Tall

Cannot Store Propane Tank

OPT-CRM7216	Match Lit
OPT-CRM7216FSML	Flame Sense
OPT-CRM7216EKIT	Plug & Play
OPT-CRMPCR7216	Hammered Copper
OPT-CRMCS7216	Corten Steel
OPT-CRMSS7216	Stainless Steel
OPT-CRMPC7216	Powder Coat

- » Dimensions: 72" x 16"
- » Height: 16"
- » Burn Area: 54" x 8" x 2"
- » Weight: 465 lbs.
- » BTU: 40K
- » Sugg. Fire Glass: 75 lbs.

### 72" Carmen - 24" Tall

Includes Stainless Steel Door For Propane Tank Storage.

OPT-CRM7224	Match Lit
OPT-CRM7224FSML	Flame Sense
OPT-CRM7224EKIT	Plug & Play
OPT-CRMPCR7224	Hammered Copper
OPT-CRMCS7224	Corten Steel
OPT-CRMSS7224	Stainless Steel
OPT-CRMPC7224	Powder Coat

- » Dimensions: 72" x 16"
- » Height: 24"
- » Burn Area: 54" x 8" x 2"
- » Weight: 610 lbs.
- » BTU: 40K
- » Sugg. Fire Glass: 75 lbs.

### Bullet Burner Upgrades

Unit	Stainless Steel Bullet Burner
72" Carmen	OPT-B24SST

### Optional Accessories

Canvas Cover 16" Tall	OPT-CVR-7216-16H
Canvas Cover 24" Tall	OPT-CVR-7216-24H
Stainless Steel Lid	OPT-RC1056
Glass Wind Guard	OPT-WG-5812



CORTEN STEEL



GRAY POWDER COAT - 16" TALL



72" X 16" X 16" IN NATURAL GRAY FINISH



# FIRE PITS & FIRE TABLES

All fire pits include: Fire Pan, Burner, Key Valve, Key, Gas Hoses, Lava Rock.  
For Match Lit w/ Flame Sense add "-FSML" to part #. For Plug & Play Ignition, add "-EKIT"

## Eaves Metal Collection

Eaves Fire Pits cannot store propane tank.

### 48" x 10" Eaves

OPT-LBTCPR48	Hammered Copper
OPT-LBTCS48	Corten Steel
OPT-LBTSS48	Stainless Steel
OPT-LBTPC48	Powder Coat

- » Dimensions: 48" x 10"
- » Height: 10"
- » Burn Area: 44" x 6"
- » BTU: 60K
- » Sugg. Fire Glass: 30 lbs.

### 60" x 10" Eaves

OPT-LBTCPR60	Hammered Copper
OPT-LBTCS60	Corten Steel
OPT-LBTSS60	Stainless Steel
OPT-LBTPC60	Powder Coat

- » Dimensions: 60" x 10"
- » Height: 10"
- » Burning Area: 56" x 6"
- » BTU: 80K
- » Sugg. Fire Glass: 50 lbs.



48" HAMMERED COPPER

### 72" x 10" Eaves

OPT-LBTCPR72	Hammered Copper
OPT-LBTCS72	Corten Steel
OPT-LBTSS72	Stainless Steel
OPT-LBTPC72	Powder Coat

- » Dimensions: 72" x 10"
- » Height: 10"
- » Burn Area: 68" x 6"
- » BTU: 100K
- » Sugg. Fire Glass: 50 lbs.



60" CORTEN STEEL

### Bullet Burner Upgrades

Unit	Stainless Steel Bullet Burner
48" Eaves	OPT-B36SST
60" Eaves	OPT-B48SST
72" Eaves	OPT-B60SST

### Optional Accessories

Unit	Canvas Cover	Stainless Lid
48" Eaves	OPT-CVR-4810-10H	OPT-RC1250
60" Eaves	OPT-CVR-6010-10H	OPT-RC1262
72" Eaves	OPT-CVR-7210-10H	OPT-RC1274



60" SILVER VEIN POWDER COAT

## Eaves & Carmen

- 48" x 10" Eaves (left)
- 72" x 16" Carmen (middle)
- 72" x 24" Carmen (right)



## Redan Fire Pit - Concrete

Includes Stainless Steel Door For Propane Tank Storage.



### 36" x 36" Redan

OPT-RDN36	Match Lit
OPT-RDN36FSML	Flame Sense
OPT-RDN36EKIT	Plug & Play

- » Dimensions: 36" x 36"
- » Base Dimensions: 24 x 24"
- » Height: 24"
- » Burning Area: 19.5" x 19.5"
- » Weight: 330 lbs.
- » BTU: 45K
- » Sugg. Fire Glass: 75 lbs.

### 50" x 50" Redan

OPT-RDN50	Match Lit
OPT-RDN50FSML	Flame Sense
OPT-RDN50EKIT	Plug & Play

- » Dimensions: 50" x 50"
- » Base Dimensions: 36" x 36"
- » Height: 24"
- » Burning Area: 29" x 29"
- » Weight: 455 lbs.
- » BTU: 65K
- » Sugg. Fire Glass: 100 lbs.

### Bullet Burner Upgrades

Unit	Stainless Steel Bullet Burner
36" Redan	OPT-BRDSS8
50" Redan	OPT-BRDSS12

### Optional Accessories

Unit	Canvas Cover	Stainless Lid	Glass Wind Guard
36" Redan	OPT-CVR-3636-24H	OPT-28SC	OPT-WG-2424
50" Redan	OPT-CVR-5050-24H	OPT-30SC	OPT-WG-3232



50" GRAY FINISH



48" HAMMERED COPPER



48" SILVER VEIN

## Redan Fire Pit - Metal Collection

Includes access door for 20lb propane tank storage.



### 36" x 36" Redan Fire Pit

OPT-SQ36CPM	Match Lit Ignition
OPT-SQ36CPMFSML	Flame Sense
OPT-SQPC36	Powder Coat

- » Dimensions: 36" x 36"
- » Height: 24"
- » Base: 30" x 30"
- » Burning Area: 20" x 20" x 2"
- » Weight: 120 lbs.
- » BTU: 65K
- » Sugg. Fire Glass: 50 lbs.

### 48" x 48" Redan Fire Pit

OPT-SQ48CPM	Match Lit Ignition
OPT-SQ48CPMFSML	Flame Sense
OPT-SQPC48	Powder Coat

- » Dimensions: 48" x 48"
- » Height: 24"
- » Base: 36" x 36"
- » Burning Area: 24" x 24" x 2"
- » Weight: 155 lbs.
- » BTU: 190K
- » Sugg. Fire Glass: 75 lbs.

### Bullet Burner Upgrades

Unit	Stainless Steel Bullet Burner
36" Redan	OPT-BRDSS12
48" Redan	OPT-BRDSS18

### Optional Accessories

Unit	Canvas Cover	Stainless Lid	Glass Wind Guard
36" Redan	OPT-CVR-3636-24H	OPT-22SC	OPT-WG-2424
48" Redan	OPT-CVR-4848-24H	OPT-26SC	OPT-WG-2828

Metallic Finishes and Rustic Finishes are available at an extra charge

When ordering, specify the concrete color by adding the color code to the end of the Part #. Example: 27" Brown Sedona Water Bowl = OPT-27RWO-BRN

<b>Black</b> -BLK	<b>Ash</b> -ASH	<b>Natural Gray</b> -NGY	<b>Gray</b> -GRY	<b>White Limestone</b> -LIM	<b>Chocolate</b> -CHC	<b>Chestnut</b> -CST	<b>Brown</b> -BRN	<b>Vanilla</b> -VAN
<b>Rustic Gray</b> -RGR	<b>Moss Stone</b> -RMS	<b>Rustic White</b> -RWH	<b>Coffee</b> -RCF	<b>Slate</b> -MSL	<b>Silver</b> -MSV	<b>Pearl</b> -MPR	<b>Bronze</b> -MBR	<b>Copper</b> -MCP

## Quad GFRC Fire Pit

Cannot Store Propane Tank

OPT-QD36	Match Lit	OPT-QD42	Match Lit
OPT-QD36FSML	Flame Sense	OPT-QD42FSEN	Flame Sense
OPT-QD36EKIT	Plug & Play	OPT-QD42EKIT	Plug & Play

- » Dimensions: 36" x 36"
- » Height: 12"
- » Burning Area: 28" x 28"
- » Weight: 180 lbs.
- » BTU: 65K
- » Sugg. Fire Glass: 75 lbs.

- » Dimensions: 42" x 42"
- » Height: 12"
- » Burning Area: 34" x 34"
- » Weight: 215 lbs.
- » BTU: 65K
- » Sugg. Fire Glass: 125 lbs.

### Bullet Burner Upgrades

Unit	Stainless Steel Bullet Burner
36" & 42" Quad	OPT-BRDSS12

### Optional Accessories

Unit	Canvas Cover	Stainless Lid	Glass Wind Guard
36" Quad	OPT-CVR-3636-12H	OPT-30SC	OPT-WG-3232
42" Quad	OPT-CVR-4242-12H	OPT-36SC	OPT-WG-3838



36" BROWN CONCRETE FINISH

## Quad Fire Pit Metal Collection

Cannot store propane tank.

### 36" Quad Fire Pit

OPT-QDCPR36	Hammered Copper
OPT-QDCS36	Corten Steel
OPT-QDSS36	Stainless Steel
OPT-QDPC36	Powder Coat

- » Dimensions: 36" x 36"
- » Height: 15"
- » Burning Area: 18" x 18" x 2"
- » Weight: 90 lbs.
- » BTU: 65K
- » Sugg. Fire Glass: 50 lbs.

### 42" Quad Fire Pit

OPT-QDCPR42	Hammered Copper
OPT-QDCS42	Corten Steel
OPT-QDSS42	Stainless Steel
OPT-QDPC42	Powder Coat

- » Dimensions: 42" x 42"
- » Height: 15"
- » Burning Area: 24" x 24" x 2"
- » Weight: 105 lbs.
- » BTU: 160K
- » Sugg. Fire Glass: 75 lbs.

### Bullet Burner Upgrades

Unit	Stainless Steel Bullet Burner
36" Quad	OPT-BRDSS12
42" Quad	OPT-BRDSS18

### Optional Accessories

Unit	Canvas Cover	Stainless Lid	Glass Wind Guard
36" Quad	OPT-CVR-3636-15H	OPT-20SC	OPT-WG-2222
42" Quad	OPT-CVR-4242-15H	OPT-26SC	OPT-WG-2828



42" BLACK POWDER COAT FINISH



42" STAINLESS STEEL



42" HAMMERED COPPER



## Pismo Fire Pit - Concrete

Includes Stainless Steel Door For Propane Tank Storage.

OPT-2448	Match Lit	OPT-2460	Match Lit
OPT-2448FSML	Flame Sense	OPT-2460FSEN	Flame Sense
OPT-2448EKIT	Plug & Play	OPT-2460EKIT	Plug & Play

- |                             |                             |
|-----------------------------|-----------------------------|
| » Dimension: 48" x 24"      | » Dimension: 60" x 24"      |
| » Height: 24"               | » Height: 24"               |
| » Burning Area: 31" x 11"   | » Burning Area: 38" x 11"   |
| » Toe Kick: 2" x 2"         | » Toe Kick: 2" x 2"         |
| » Weight: 315 lbs.          | » Weight: 395 lbs.          |
| » BTU: 40K                  | » BTU: 60K                  |
| » Sugg. Fire Glass: 50 lbs. | » Sugg. Fire Glass: 50 lbs. |



48" BROWN CONCRETE FINISH

### Bullet Burner Upgrades

Unit	Stainless Steel Bullet Burner
48" Pismo	OPT-B24SST
60" Pismo	OPT-B36SST

### Optional Accessories

Unit	Canvas Cover	Stainless Lid	Glass Wind Guard
48" Pismo	OPT-CVR-4824-24H	OPT-RC1232	OPT-WG-3414
60" Pismo	OPT-CVR-6024-24H	OPT-RC1239	OPT-WG-4614



60" HAMMERED COPPER



48" STAINLESS STEEL

## Pismo Fire Pit - Metal Collection

Includes access door for 20 lbs propane tank storage



### 48" x 24" Pismo

OPT-CPRT4824	Hammered Copper
OPT-R4824CS	Corten Steel
OPT-R4824SS	Stainless Steel
OPT-R4824PCR	Powder Coat

- » Dimensions: 48" x 24"
- » Height: 24"
- » Burning Area: 36" x 12" x 2"
- » Weight: 135 lbs.
- » BTU: 50K
- » Sugg. Fire Glass: 50 lbs.

### 60" x 24" Pismo

OPT-CPRT6024	Hammered Copper
OPT-R6024CS	Corten Steel
OPT-R6024SS	Stainless Steel
OPT-R6024PCR	Powder Coat

- » Dimensions: 60" x 24"
- » Height: 24"
- » Burning Area: 48" x 12" x 2"
- » Weight: 180 lbs.
- » BTU: 70K
- » Sugg. Fire Glass: 75 lbs.

### 72" x 24" Pismo

OPT-CPRT7224	Hammered Copper
OPT-R7224CS	Corten Steel
OPT-R7224SS	Stainless Steel
OPT-R7224PCR	Powder Coat

- » Dimensions: 72" x 24"
- » Height: 24"
- » Burning Area: 60" x 12" x 2"
- » Weight: 215 lbs.
- » BTU: 90K
- » Sugg. Fire Glass: 75 lbs.

### 84" x 24" Pismo

OPT-CPRT8424	Hammered Copper
OPT-R8424CS	Corten Steel
OPT-R8424SS	Stainless Steel
OPT-R8424PCR	Powder Coat

- » Dimensions: 84" x 24"
- » Height: 24"
- » Burning Area: 72" x 12" x 2"
- » Weight: 260 lbs.
- » BTU: 110K
- » Sugg. Fire Glass: 100 lbs.

### Optional Accessories

Unit	Canvas Cover	Stainless Lid	Glass Wind Guard
48" Pismo	OPT-CVR-4824-24H	OPT-RC1438	OPT-WG-4016
60" Pismo	OPT-CVR-6024-24H	OPT-RC1450	OPT-WG-5216
72" Pismo	OPT-CVR-7224-24H	OPT-RC1462	OPT-WG-6416
84" Pismo	OPT-CVR-8424-24H	OPT-RC1474	OPT-WG-7616

### Bullet Burner Upgrades

Unit	Stainless Steel Bullet Burner
48" Pismo	OPT-B30SST
60" Pismo	OPT-B42SST
72" Pismo	OPT-B54SST
84" Pismo	OPT-B66SST

# FIRE PITS & FIRE TABLES

All fire pits include: Fire Pan, Burner, Key Valve, Key, Gas Hoses, Lava Rock.  
For Match Lit w/ Flame Sense add "-FSML" to part #. For Plug & Play Ignition, add "-EKIT"



48" PISMO FIRE PIT - WHITE POWDER COAT FINISH



48" PISMO FIRE PIT - CORTEN STEEL



# FIRE PITS & FIRE TABLES

All fire pits include: Fire Pan, Burner, Key Valve, Key, Gas Hoses, Lava Rock.  
For Match Lit w/ Flame Sense add "-FSML" to part #. For Plug & Play Ignition, add "-EKIT"

## 36" Cabo GFR Square Fire Pit

OPT-CBSQ36 Match Lit  
OPT-CBSQ36FSML Flame Sense  
OPT-CBSQ36EKIT Plug & Play

- » Dimensions: 36" x 36" x 16"
- » Base: 24" x 24"
- » Burn Area: 20" x 20" x 2"
- » Weight: 245 lbs.
- » BTU: 45K
- » Sugg. Fire Glass: 50 lbs.

## 48" Cabo GFR Square Fire Pit

OPT-CBSQ48 Match Lit  
OPT-CBSQ48FSML Flame Sense  
OPT-CBSQ48EKIT Plug & Play

- » Dimensions: 48" x 48" x 16"
- » Base: 36" x 36"
- » Burn Area: 28" x 28" x 2"
- » Weight: 355 lbs.
- » BTU: 65K
- » Sugg. Fire Glass: 75 lbs.

### Bullet Burner Upgrades

Unit	Stainless Steel Bullet Burner
36" Cabo	OPT-BRDSS8
48" Cabo	OPT-BRDSS12

### Optional Accessories For 36" Unit

Canvas Cover	OPT-CVR-3636-16H
Stainless Steel Lid	OPT-22SC
Glass Wind Guard	OPT-WG-2424

### Optional Accessories For 48" Unit

Canvas Cover	OPT-CVR-4848-16H
Stainless Steel Lid	OPT-30SC
Glass Wind Guard	OPT-WG-3232



36" CABO IN HAMMERED COPPER (LEFT)  
48" CABO IN CORTEN STEEL (MIDDLE)  
60" CABO IN STAINLESS STEEL (RIGHT)

## Square Cabo - Metal Collection

Eaves Fire Pits cannot store propane tank.

### 36" Cabo Square Fire Pit

OPT-CBSQ36CPR Hammered Copper  
OPT-CBSQ36CS Corten Steel  
OPT-CBSQ36SS Stainless Steel  
OPT-CBSQ36PC Powder Coat

- » Dimensions: 36" x 36"
- » Height: 16"
- » Base: 24" x 24"
- » Burn Area: 20" x 20"
- » Weight: 90 lbs.
- » BTU: 65K
- » Sugg. Fire Glass: 50 lbs.

### 48" Cabo Square Fire Pit

OPT-CBSQ48CPR Hammered Copper  
OPT-CBSQ48CS Corten Steel  
OPT-CBSQ48SS Stainless Steel  
OPT-CBSQ48PC Powder Coat

- » Dimensions: 48" x 48"
- » Height: 16"
- » Base: 36" x 36"
- » Burn Area: 28" x 28"
- » Weight: 125 lbs.
- » BTU: 160K
- » Sugg. Fire Glass: 75 lbs.

### 60" Cabo Square Fire Pit

OPT-CBSQ60CPR Hammered Copper  
OPT-CBSQ60CS Corten Steel  
OPT-CBSQ60SS Stainless Steel  
OPT-CBSQ60PC Powder Coat

- » Dimensions: 60" x 60"
- » Height: 16"
- » Base: 48" x 48"
- » Burn Area: 40" x 40"
- » Weight: 180 lbs.
- » BTU: 190K
- » Sugg. Fire Glass: 75 lbs.

### Optional Accessories

Unit	Canvas Cover	Stainless Lid	Glass Wind Guard
36" Square Cabo	OPT-CVR-3636-16H	OPT-22SC	OPT-WG-2424
48" Square Cabo	OPT-CVR-4848-16H	OPT-30SC	OPT-WG-3232
60" Square Cabo	OPT-CVR-6060-16H	OPT-42SC	OPT-WG-4444

### Bullet Burner Upgrades

Unit	Stainless Steel Bullet Burner
36" Cabo	OPT-BRDSS12
48" Cabo	OPT-BRDSS18
60" Cabo	OPT-BRDSS24



# Cabo Linear Fire Pit - Concrete

OPT-CBLN56 Match Lit  
 OPT-CBLN56FSML Flame Sense  
 OPT-CBLN56EKIT Plug & Play

- » Dimensions: 56" x 38"
- » Height: 16"
- » Base: 44" x 26"
- » Burn Area: 36" x 16"
- » Weight: 245 lbs.
- » BTU: 50K
- » Sugg. Fire Glass: 75 lbs.

OPT-CBLN66 Match Lit  
 OPT-CBLN66FSML Flame Sense  
 OPT-CBLN66EKIT Plug & Play

- » Dimensions: 66" x 38"
- » Height: 16"
- » Base: 54" x 26"
- » Burn Area: 36" x 16"
- » Weight: 330 lbs.
- » BTU: 50K
- » Sugg. Fire Glass: 75 lbs.

OPT-CBLN90 Match Lit  
 OPT-CBLN90FSML Flame Sense  
 OPT-CBLN90EKIT Plug & Play

- » Dimensions: 90" x 38"
- » Height: 16"
- » Base: 78" x 26"
- » Burn Area: 66" x 14"
- » Weight: 435 lbs.
- » BTU: 100K
- » Sugg. Fire Glass: 125 lbs.

## Optional Accessories

Unit	Canvas Cover	Stainless Lid	Glass Wind Guard
56" Linear Cabo	OPT-CVR-5638-16H	OPT-RC1838	OPT-WG-4020
66" Linear Cabo	OPT-CVR-6638-16H	OPT-RC1838	OPT-WG-4020
90" Linear Cabo	OPT-CVR-9038-16H	OPT-RC1668	OPT-WG-7018

## Bullet Burner Upgrades

Unit	Stainless Steel Bullet Burner
56" Cabo	OPT-B30SST
66" Cabo	OPT-B30SST
90" Cabo	OPT-B60SST



56" MODEL SHOWN - GRAY FINISH

56" X 38" CABO IN CORTEN STEEL (LEFT)  
66" X 38" CABO IN CORTEN STEEL (MIDDLE)  
90" X 38" CABO IN BLACK POWDER COAT (RIGHT)



## Linear Cabo Metal Collection

Eaves Fire Pits cannot store propane tank.

### 56" X 38" Cabo Fire Pit

OPT-CBLN56CPR Hammered Copper  
OPT-CBLN56CS Corten Steel  
OPT-CBLN56SS Stainless Steel  
OPT-CBLN56PC Powder Coat

- » Dimensions: 56" x 38"
- » Height: 16"
- » Base: 44" x 26"
- » Burn Area: 36" x 16"
- » Weight: 245 lbs.
- » BTU: 40K
- » Sugg. Fire Glass: 75 lbs.

### 66" X 38" Cabo Fire Pit

OPT-CBLN66CPR Hammered Copper  
OPT-CBLN66CS Corten Steel  
OPT-CBLN66SS Stainless Steel  
OPT-CBLN66PC Powder Coat

- » Dimensions: 66" x 38"
- » Height: 16"
- » Base: 54" x 26"
- » Burn Area: 36" x 16"
- » Weight: 330 lbs.
- » BTU: 40K
- » Sugg. Fire Glass: 75 lbs.

### 90" X 38" Cabo Fire Pit

OPT-CBLN90CPR Hammered Copper  
OPT-CBLN90CS Corten Steel  
OPT-CBLN90SS Stainless Steel  
OPT-CBLN90PC Powder Coat

- » Dimensions: 90" x 38"
- » Height: 16"
- » Base: 78" x 26"
- » Burn Area: 66" x 16"
- » Weight: 435 lbs.
- » BTU: 90K
- » Sugg. Fire Glass: 125 lbs.

### Optional Accessories

Unit	Canvas Cover	Stainless Lid	Glass Wind Guard
56" Linear Cabo	OPT-CVR-5638-16H	OPT-RC1838	OPT-WG-4020
66" Linear Cabo	OPT-CVR-6638-16H	OPT-RC1838	OPT-WG-4020
90" Linear Cabo	OPT-CVR-9038-16H	OPT-RC1868	OPT-WG-7020

### Bullet Burner Upgrades

Unit	Stainless Steel Bullet Burner
56" Cabo	OPT-B24SST
66" Cabo	OPT-B24SST
90" Cabo	OPT-B54SST







48" CORONADO - IVORY FINISH

## Coronado Fire Pit - Wood Grain

Cannot store propane tank.


MODEL	48" X 28" UNIT	60" X 28" UNIT	72" X 28" UNIT	84" X 28" UNIT	96" X 28" UNIT	108" X 28" UNIT	120" X 28" UNIT
<b>PART # - MATCH-LIT</b>	OPT-COR48	OPT-COR60	OPT-COR72	OPT-COR84	OPT-COR96	OPT-COR108	OPT-COR120
<b>PART # - FLAME SENSE</b>	OPT-COR48FSML	OPT-COR60FSML	OPT-COR72FSML	OPT-COR84FSML	OPT-COR96FSML	OPT-COR108FSML	OPT-COR120FSML
<b>PART # - PLUG &amp; PLAY</b>	OPT-COR48EKIT	OPT-COR60EKIT	OPT-COR72EKIT	OPT-COR84EKIT	OPT-COR96EKIT	OPT-COR108EKIT	OPT-COR120EKIT
<b>HEIGHT</b>	15"	15"	15"	15"	15"	15"	15"
<b>BURN AREA</b>	30" x 10"	42" x 10"	54" x 10"	66" x 10"	78" x 10"	90" x 10"	102" x 10"
<b>TOE KICK</b>	3" x 2"	3" x 2"	3" x 2"	3" x 2"	3" x 2"	3" x 2"	3" x 2"
<b>WEIGHT</b>	235 lbs	375 lbs.	455 lbs.	610 lbs.	690 lbs.	765 lbs.	835 lbs.
<b>BTU</b>	40K	50K	70K	90K	100K	120K	140K
<b>GLASS</b>	50 lbs	50 lbs	75 lbs	100 lbs	100 lbs	125 lbs	125 lbs

### Optional Accessories

<b>CANVAS COVER</b>	OPT-CVR-4828-15H	OPT-CVR-6028-15H	OPT-CVR-7228-15H	OPT-CVR-8428-15H	OPT-CVR-9628-15H	OPT-CVR-10828-15H	OPT-CVR-12028-15H
<b>STAINLESS COVER</b>	OPT-RC1232	OPT-RC1244	OPT-RC1256	OPT-RC1268	OPT-RC1280	OPT-RC1292	OPT-RC12104
<b>GLASS WIND GUARD</b>	OPT-WG-3414	OPT-WG-4614	OPT-WG-5814	OPT-WG-7014	OPT-WG-8214	OPT-WG-9414	OPT-WG-10614

### Bullet Burner Upgrades

<b>Stainless Steel Bullet Burner</b>	OPT-B24SST	OPT-B30SST	OPT-B42SST	OPT-B54SST	OPT-B60SST	OPT-B72SST	OPT-B84SST
--------------------------------------	------------	------------	------------	------------	------------	------------	------------



### GFRC WOOD GRAIN COLOR OPTIONS

When ordering, specify the color by adding the color code to the end of the Part #.  
**Example:** Coronado Fire Pit in Ivory = OPT-COR48-IVY



## Coronado Metal Collection

Cannot store propane tank.  
Powder coated units have a visible stainless steel lip around the burn area



CORTEN STEEL

### 48" x 28" Coronado Fire Pit

OPT-CORCPR48 Hammered Copper  
OPT-CORCS48 Corten Steel  
OPT-CORSS48 Stainless Steel  
OPT-CORPC48 Powder Coat

- » Dimensions: 48" x 28"
- » Height: 15"
- » Base: 38" x 18"
- » Burning Area: 30" x 10" x 2"
- » Weight: 175 lbs.
- » BTU: 40K
- » Sugg. Fire Glass: 50 lbs.

### 60" x 28" Coronado Fire Pit

OPT-CORCPR60 Hammered Copper  
OPT-CORCS60 Corten Steel  
OPT-CORSS60 Stainless Steel  
OPT-CORPC60 Powder Coat

- » Dimensions: 60" x 28"
- » Height: 15"
- » Base: 50" x 18"
- » Burning Area: 42" x 10" x 2"
- » Weight: 195 lbs.
- » BTU: 50K
- » Sugg. Fire Glass: 50 lbs.



STAINLESS STEEL

### 72" x 28" Coronado Fire Pit

OPT-CORCPR72 Hammered Copper  
OPT-CORCS72 Corten Steel  
OPT-CORSS72 Stainless Steel  
OPT-CORPC72 Powder Coat

- » Dimensions: 72" x 28"
- » Height: 15"
- » Base: 62" x 18"
- » Burning Area: 54" x 10" x 2"
- » Weight: 220 lbs.
- » BTU: 70K
- » Sugg. Fire Glass: 75 lbs.

### 84" x 28" Coronado Fire Pit

OPT-CORCPR84 Hammered Copper  
OPT-CORCS84 Corten Steel  
OPT-CORSS84 Stainless Steel  
OPT-CORPC84 Powder Coat

- » Dimensions: 84" x 28"
- » Height: 15"
- » Base: 74" x 18"
- » Burning Area: 66" x 10" x 2"
- » Weight: 245 lbs.
- » BTU: 90K
- » Sugg. Fire Glass: 75 lbs.



BLACK POWDER COAT

### 96" x 28" Coronado Fire Pit

OPT-CORCPR96 Hammered Copper  
OPT-CORCS96 Corten Steel  
OPT-CORSS96 Stainless Steel  
OPT-CORPC96 Powder Coat

- » Dimensions: 96" x 28"
- » Height: 15"
- » Base: 86" x 18"
- » Burning Area: 78" x 10" x 2"
- » Weight: 270 lbs.
- » BTU: 100K
- » Sugg. Fire Glass: 100 lbs.

### 108" x 28" Coronado Fire Pit

OPT-CORCPR108 Hammered Copper  
OPT-CORCS108 Corten Steel  
OPT-CORSS108 Stainless Steel  
OPT-CORPC108 Powder Coat

- » Dimensions: 108" x 28"
- » Height: 15"
- » Base: 98" x 18"
- » Burning Area: 90" x 10" x 2"
- » Weight: 320 lbs.
- » BTU: 120K
- » Sugg. Fire Glass: 100 lbs.

### Bullet Burner Upgrades

Unit	Stainless Steel Bullet Burner Unit	Unit	Stainless Steel Bullet Burner
48" Coronado	OPT-B24SST	84" Coronado	OPT-B54SST
60" Coronado	OPT-B30SST	96" Coronado	OPT-B60SST
72" Coronado	OPT-B42SST	108" Coronado	OPT-B72SST

### Optional Accessories

Unit	Canvas Cover	Stainless Lid	Glass Wind Guard
48" Coronado	OPT-CVR-4828-15H	OPT-RC1232	OPT-WG-3414
60" Coronado	OPT-CVR-6028-15H	OPT-RC1244	OPT-WG-4614
72" Coronado	OPT-CVR-7228-15H	OPT-RC1256	OPT-WG-5814
84" Coronado	OPT-CVR-8428-15H	OPT-RC1268	OPT-WG-7014
96" Coronado	OPT-CVR-9628-15H	OPT-RC1280	OPT-WG-8214
108" Coronado	OPT-CVR-10828-15H	OPT-RC1292	OPT-WG-9414



108" HAMMERED COPPER

# FIRE PITS & FIRE TABLES

All fire pits include: Fire Pan, Burner, Key Valve, Key, Gas Hoses, Lava Rock.  
For Match Lit w/ Flame Sense add "-FSML" to part #. For Plug & Play Ignition, add "-EKIT"



84" CATALINA - OAK FINISH

Photo from Hyatt Place - National Harbor, Maryland, United States 20745

## Catalina Fire Pit - Wood Grain

Includes access door for propane tank storage.


MODEL	48" X 28" UNIT	60" X 28" UNIT	72" X 28" UNIT	84" X 28" UNIT	96" X 28" UNIT	108" X 28" UNIT	120" X 28" UNIT
<b>PART # - MATCH-LIT</b>	OPT-CTL48	OPT-CTL60	OPT-CTL72	OPT-CTL84	OPT-CTL96	OPT-CTL108	OPT-CTL120
<b>PART # - FLAME SENSE</b>	OPT-CTL48FSML	OPT-CTL60FSML	OPT-CTL72FSML	OPT-CTL84FSML	OPT-CTL96FSML	OPT-CTL108FSML	OPT-CTL120FSML
<b>PART # - PLUG &amp; PLAY</b>	OPT-CTL48EKIT	OPT-CTL60EKIT	OPT-CTL72EKIT	OPT-CTL84EKIT	OPT-CTL96EKIT	OPT-CTL108EKIT	OPT-CTL120EKIT
<b>HEIGHT</b>	24"	24"	24"	24"	24"	24"	24"
<b>BURN AREA</b>	30" x 10"	42" x 10"	54" x 10"	66" x 10"	78" x 10"	90" x 10"	102" x 10"
<b>TOE KICK</b>	3" x 2"	3" x 2"	3" x 2"	3" x 2"	3" x 2"	3" x 2"	3" x 2"
<b>WEIGHT</b>	375 lbs.	455 lbs.	610 lbs.	690 lbs.	765 lbs.	835 lbs.	910 lbs.
<b>BTU</b>	40K	50K	70K	90K	100K	120K	140K
<b>GLASS</b>	50 lbs	50 lbs	75 lbs	100 lbs	100 lbs	125 lbs	125 lbs

### Optional Accessories


<b>CANVAS COVER</b>	OPT-CVR-4828-24H	OPT-CVR-6028-24H	OPT-CVR-7228-24H	OPT-CVR-8428-24H	OPT-CVR-9628-24H	OPT-CVR-10828-24H	OPT-CVR-12028-24H
<b>STAINLESS COVER</b>	OPT-RC1232	OPT-RC1244	OPT-RC1256	OPT-RC1268	OPT-RC1280	OPT-RC1292	OPT-RC12104
<b>GLASS WIND GUARD</b>	OPT-WG-3414	OPT-WG-4614	OPT-WG-5814	OPT-WG-7014	OPT-WG-8214	OPT-WG-9414	OPT-WG-10614

### Bullet Burner Upgrades

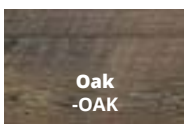
<b>Stainless Steel Bullet Burner</b>	OPT-B24SST	OPT-B30SST	OPT-B42SST	OPT-B54SST	OPT-B60SST	OPT-B72SST	OPT-B84SST
--------------------------------------	------------	------------	------------	------------	------------	------------	------------



**Ebony**  
-EBN



**Ivory**  
-IVY



**Oak**  
-OAK

### GFRC WOOD GRAIN COLOR OPTIONS

When ordering, specify the color by adding the color code to the end of the Part #.  
**Example:** Coronado Fire Pit in Ivory = OPT-COR48-IVY

The Outdoor Plus individually handcrafts all products shown here. Finishes are subject to slight texture/color variations.

**Proudly Made In The USA** 77



72" IVORY SHOWN

## Big Sur Wood Grain Fire Pit

Includes access door for 20 lbs propane tank storage



### 60" x 28" Big Sur Fire Pit

OPT-BGSR60 Match Lit  
OPT-BGSR60FSML Flame Sense  
OPT-BGSR60EKIT Plug & Play

- » Dimensions: 60" x 28"
- » Height: 24"
- » Burning Area: 42" x 10"
- » Weight: 345 lbs.
- » BTU: 90K
- » Sugg. Fire Glass: 50 lbs.

### 72" x 28" Big Sur Fire Pit

OPT-BGSR72 Match Lit  
OPT-BGSR72FSML Flame Sense  
OPT-BGSR72EKIT Plug & Play

- » Dimensions: 72" x 28"
- » Height: 24"
- » Burning Area: 54" x 10"
- » Weight: 425 lbs.
- » BTU: 100K
- » Sugg. Fire Glass: 75 lbs.

### Bullet Burner Upgrades

Unit	Stainless Steel Bullet Burner
60" Big Sur	OPT-LBS36SST
72" Big Sur	OPT-LBS48SST

### Optional Accessories

Unit	Canvas Cover
60" Big Sur	OPT-CVR-BS6028-24H
72" Big Sur	OPT-CVR-BS7228-24H

## Billow Fire Pit - Metal Collection

Includes access door for 20 lbs propane tank storage

### 60" Billow

OPT-BLWCPR60 Hammered Copper  
OPT-BLWSS60 Stainless Steel  
OPT-BLWCS60 Corten Steel  
OPT-BLWPC60 Powder Coat

- » Dimensions: 60" x 24"
- » Height: 24"
- » Burning Area: 48" x 12" x 2"
- » Weight: 195 lbs.
- » BTU: 90K
- » Sugg. Fire Glass: 50 lbs.

### Bullet Burner Upgrades

Unit	Stainless Steel Bullet Burner
60" Billow	OPT-LBS36SST
72" Billow	OPT-LBS54SST



72" CORTEN STEEL

### 72" Billow

OPT-BLWCPR72 Hammered Copper  
OPT-BLWSS72 Stainless Steel  
OPT-BLWCS72 Corten Steel  
OPT-BLWPC72 Powder Coat

- » Dimensions: 72" x 24"
- » Height: 24"
- » Burning Area: 60" x 12" x 2"
- » Weight: 230 lbs.
- » BTU: 110K
- » Sugg. Fire Glass: 75 lbs.



60" STAINLESS STEEL



60" COPPER VEIN

### Optional Accessories

Unit	Canvas Cover
60" Billow	OPT-BILCVR-6024-24H
72" Billow	OPT-BILCVR-7224-24H



# FIRE PITS & FIRE TABLES

All fire pits include: Fire Pan, Burner, Key Valve, Key, Gas Hoses, Lava Rock.  
For Match Lit w/ Flame Sense add "-FSML" to part #. For Plug & Play Ignition, add "-EKIT"



72" HAMMERED COPPER



CORTEN STEEL



STAINLESS STEEL



POWDER COAT SILVER VEIN

## Mesa Fire Pit - Metal Collection

Includes access door for 20 lbs propane tank storage

### 48" x 24" Mesa

OPT-CPRTT4824	Hammered Copper
OPT-CSTT4824	Corten Steel
OPT-SSTT4824	Stainless Steel
OPT-PCTT4824	Powder Coat

- » Dimensions: 48" x 24"
- » Height: 24"
- » Base: 36" x 18"
- » Burning Area: 36" x 12" x 2"
- » Weight: 120 lbs.
- » BTU: 50K
- » Sugg. Fire Glass: 50 lbs.

### 60" x 24" Mesa

OPT-CPRTT6024	Hammered Copper
OPT-CSTT6024	Corten Steel
OPT-SSTT6024	Stainless Steel
OPT-PCTT6024	Powder Coat

- » Dimensions: 60" x 24"
- » Height: 24"
- » Base: 48" x 18"
- » Burning Area: 48" x 12" x 2"
- » Weight: 180 lbs.
- » BTU: 70K
- » Sugg. Fire Glass: 75 lbs.

### 72" x 24" Mesa

OPT-CPRTT7224	Hammered Copper
OPT-CSTT7224	Corten Steel
OPT-SSTT7224	Stainless Steel
OPT-PCTT7224	Powder Coat

- » Dimensions: 72" x 24"
- » Height: 24"
- » Base: 60" x 18"
- » Burning Area: 60" x 12" x 2"
- » Weight: 240 lbs.
- » BTU: 90K
- » Sugg. Fire Glass: 75 lbs.

### 84" x 24" Mesa

OPT-CPRTT8424	Hammered Copper
OPT-CSTT8424	Corten Steel
OPT-SSTT8424	Stainless Steel
OPT-PCTT8424	Powder Coat

- » Dimensions: 84" x 24"
- » Height: 24"
- » Base: 72" x 18"
- » Burning Area: 72" x 12" x 2"
- » Weight: 315 lbs.
- » BTU: 110K
- » Sugg. Fire Glass: 50 lbs.

### Optional Accessories

Unit	Canvas Cover	Stainless Lid	Glass Wind Guard
48" Mesa	OPT-CVR-4824-24H	OPT-RC1438	OPT-WG-4016
60" Mesa	OPT-CVR-6024-24H	OPT-RC1450	OPT-WG-5216
72" Mesa	OPT-CVR-7224-24H	OPT-RC1462	OPT-WG-6416
84" Mesa	OPT-CVR-8424-24H	OPT-RC1474	OPT-WG-7616

### Bullet Burner Upgrades

Unit	Stainless Steel Bullet Burner
48" Mesa	OPT-B30SST
60" Mesa	OPT-B42SST
72" Mesa	OPT-B54SST
84" Mesa	OPT-B66SST





CORTEN STEEL



STAINLESS STEEL



HAMMERED COPPER



SILVER VEIN POWDER COAT

## Forma Fire Pit - Metal Collection

Includes door for propane tank storage.  
Powder coated units have a visible stainless steel lip around the burn area

### 30" Forma Fire Pit

OPT-3030SQ CPR Hammered Copper  
OPT-3030SQ CS Corten Steel  
OPT-3030SQ SS Stainless Steel  
OPT-30PCSQ Powder Coat

- » Dimensions: 30" x 30"
- » Height: 24"
- » Burning Area: 18" x 18" x 2"
- » Weight: 70 lbs.
- » BTU: 45K
- » Sugg. Fire Glass: 25 lbs.

### 36" Forma Fire Pit

OPT-3636SQ CPR Hammered Copper  
OPT-3636SQ CS Corten Steel  
OPT-3636SQ SS Stainless Steel  
OPT-36PCSQ Powder Coat

- » Dimensions: 36" x 36"
- » Height: 24"
- » Burning Area: 24" x 24" x 2"
- » Weight: 90 lbs.
- » BTU: 65K
- » Sugg. Fire Glass: 50 lbs.

### 42" Forma Fire Pit

OPT-4242SQ CPR Hammered Copper  
OPT-4242SQ CS Corten Steel  
OPT-4242SQ SS Stainless Steel  
OPT-42PCSQ Powder Coat

- » Dimensions: 42" x 42"
- » Height: 24"
- » Burning Area: 30" x 30" x 2"
- » Weight: 105 lbs.
- » BTU: 65K
- » Sugg. Fire Glass: 94 lbs.

### 48" Forma Fire Pit

OPT-4848SQ CPR Hammered Copper  
OPT-4848SQ CS Corten Steel  
OPT-4848SQ SS Stainless Steel  
OPT-48PCSQ Powder Coat

- » Dimensions: 48" x 48"
- » Height: 24"
- » Burning Area: 36" x 36" x 2"
- » Weight: 155 lbs.
- » BTU: 160K
- » Sugg. Fire Glass: 135 lbs.

### 60" Forma Fire Pit

OPT-6060SQ CPR Hammered Copper  
OPT-6060SQ CS Corten Steel  
OPT-6060SQ SS Stainless Steel  
OPT-60PCSQ Powder Coat

- » Dimensions: 60" x 60"
- » Height: 24"
- » Burning Area: 48" x 48" x 2"
- » Weight: 215 lbs.
- » BTU: 160K
- » Sugg. Fire Glass: 239 lbs.

### Bullet Burner Upgrades

Unit	Stainless Steel Bullet Burner
30" Forma	OPT-BRDSS8
36" Forma	OPT-BRDSS12
42" Forma	OPT-BRDSS12
48" Forma	OPT-BRDSS18
60" Forma	OPT-BRDSS18

## Optional Accessories

Unit	Canvas Cover	Stainless Lid	Glass Wind Guard
30" Forma	OPT-CVR-3030-24H	OPT-20SC	OPT-WG-2222
36" Forma	OPT-CVR-3636-24H	OPT-26SC	OPT-WG-2828
42" Forma	OPT-CVR-4242-24H	OPT-32SC	OPT-WG-3434
48" Forma	OPT-CVR-4848-24H	OPT-38SC	OPT-WG-4040
60" Forma	OPT-CVR-6060-24H	OPT-50SC	OPT-WG-5252



## POWDER COAT COLOR OPTIONS

When ordering, specify the powder coat color by adding the color code to the end of the Part #. **Example:** White Coronado Fire Pit = OPT-CORPC48-WHT

White -WHT	Gray -GRY	Pewter -PEW	Black -BLK
Silver Vein -SLV	Copper Vein -CPV	Java -JAV	

# FIRE PITS & FIRE TABLES

All fire pits include: Fire Pan, Burner, Key Valve, Key, Gas Hoses, Lava Rock.  
For Match Lit w/ Flame Sense add "-FSML" to part #. For Plug & Play Ignition, add "-EKIT"



48" X 24" STAINLESS STEEL



48" X 24" CORTEN STEEL



72" X 24" HAMMERED COPPER



48" X 24" WHITE POWDER COAT

## Bispo Fire Pit - Metal Collection

### 48" x 28" Bispo Fire Pit

OPT-BSPCPR48 Hammered Copper  
OPT-BSPCS48 Corten Steel  
OPT-BSPSS48 Stainless Steel  
OPT-BSPPC48 Powder Coat

- » Dimensions: 48" x 28"
- » Height: 15"
- » Burning Area: 30" x 10"
- » Weight: 120 lbs.
- » BTU: 40K
- » Sugg. Fire Glass: 50 lbs.

### 60" x 28" Bispo Fire Pit

OPT-BSPCPR60 Hammered Copper  
OPT-BSPCS60 Corten Steel  
OPT-BSPSS60 Stainless Steel  
OPT-BSPPC60 Powder Coat

- » Dimensions: 60" x 28"
- » Height: 15"
- » Burning Area: 42" x 10"
- » Weight: 180 lbs.
- » BTU: 60K
- » Sugg. Fire Glass: 75 lbs.

### 72" x 28" Bispo Fire Pit

OPT-BSPCPR72 Hammered Copper  
OPT-BSPCS72 Corten Steel  
OPT-BSPSS72 Stainless Steel  
OPT-BSPPC72 Powder Coat

- » Dimensions: 72" x 28"
- » Height: 15"
- » Burning Area: 54" x 10"
- » Weight: 240 lbs.
- » BTU: 80K
- » Sugg. Fire Glass: 75 lbs.

### 84" x 28" Bispo Fire Pit

OPT-BSPCPR84 Hammered Copper  
OPT-BSPCS84 Corten Steel  
OPT-BSPSS84 Stainless Steel  
OPT-BSPPC84 Powder Coat

- » Dimensions: 84" x 28"
- » Height: 15"
- » Burning Area: 66" x 10"
- » Weight: 315 lbs.
- » BTU: 100K
- » Sugg. Fire Glass: 50 lbs.

### Optional Accessories

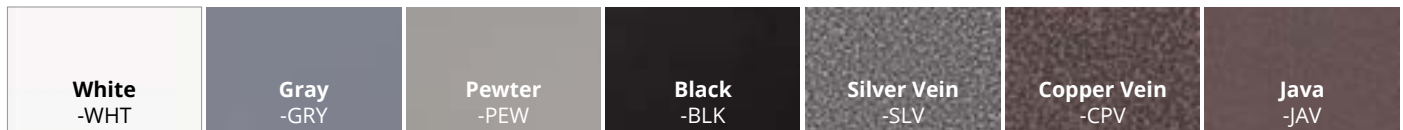
Unit	Canvas Cover	Stainless Lid	Glass Wind Guard
48" Bispo	OPT-BISCVR-4828-15H	OPT-RC1232	OPT-WG-3414
60" Bispo	OPT-BISCVR-6028-15H	OPT-RC1244	OPT-WG-4614
72" Bispo	OPT-BISCVR-7228-15H	OPT-RC1256	OPT-WG-5814
84" Bispo	OPT-BISCVR-8428-15H	OPT-RC1268	OPT-WG-7014

### Bullet Burner Upgrades

Unit	Stainless Steel Bullet Burner
48" Bispo	OPT-B24SST
60" Bispo	OPT-B36SST
72" Bispo	OPT-B48SST
84" Bispo	OPT-B60SST

## POWDER COAT COLOR OPTIONS

When ordering, specify the powder coat color by adding the color code to the end of the Part #. **Example:** White Coronado Fire Pit = OPT-CORPC48-WHT





# FIRE PITS & FIRE TABLES

All fire pits include: Fire Pan, Burner, Key Valve, Key, Gas Hoses, Lava Rock.  
For Match Lit w/ Flame Sense add "-FSML" to part #. For Plug & Play Ignition, add "-EKIT"



48" X 28" CORTEN STEEL



48" X 28" SILVER VEIN POWDER COAT

## La Jolla Fire Pit - Metal Collection

Cannot store propane tank.

All units except corten steel include a visible stainless steel lip as shown in the photos above & below.

### 48" x 28" La Jolla Fire Pit

- OPT-LAJCPR48 Hammered Copper
- OPT-LAJCS48 Corten Steel
- OPT-LAJSS48 Stainless Steel
- OPT-LAJPC48 Powder Coat

- » Dimensions: 48" x 28"
- » Height: 15"
- » Burning Area: 30" x 10" x 2"
- » Weight: 175 lbs.
- » BTU: 40K
- » Sugg. Fire Glass: 50 lbs.

### 60" x 28" La Jolla Fire Pit

- OPT-LAJCPR60 Hammered Copper
- OPT-LAJCS60 Corten Steel
- OPT-LAJSS60 Stainless Steel
- OPT-LAJPC60 Powder Coat

- » Dimensions: 60" x 28"
- » Height: 15"
- » Burning Area: 42" x 10" x 2"
- » Weight: 195 lbs.
- » BTU: 60K
- » Sugg. Fire Glass: 50 lbs.

### 72" x 28" La Jolla Fire Pit

- OPT-LAJCPR72 Hammered Copper
- OPT-LAJCS72 Corten Steel
- OPT-LAJSS72 Stainless Steel
- OPT-LAJPC72 Powder Coat

- » Dimensions: 72" x 28"
- » Height: 15"
- » Burning Area: 54" x 10" x 2"
- » Weight: 220 lbs.
- » BTU: 80K
- » Sugg. Fire Glass: 75 lbs.

### 84" x 28" La Jolla Fire Pit

- OPT-LAJCPR84 Hammered Copper
- OPT-LAJCS84 Corten Steel
- OPT-LAJSS84 Stainless Steel
- OPT-LAJPC84 Powder Coat

- » Dimensions: 84" x 28"
- » Height: 15"
- » Burning Area: 66" x 10" x 2"
- » Weight: 245 lbs.
- » BTU: 100K
- » Sugg. Fire Glass: 75 lbs.

### 96" x 28" La Jolla Fire Pit

- OPT-LAJCPR96 Hammered Copper
- OPT-LAJCS96 Corten Steel
- OPT-LAJSS96 Stainless Steel
- OPT-LAJPC96 Powder Coat

- » Dimensions: 96" x 28"
- » Height: 15"
- » Burning Area: 78" x 10" x 2"
- » Weight: 270 lbs.
- » BTU: 120K
- » Sugg. Fire Glass: 100 lbs.

### Optional Accessories


Unit	Canvas Cover	Stainless Lid	Glass Wind Guard
48" La Jolla	OPT-CVR-4828-15H	OPT-RC1232	OPT-WG-3414
60" La Jolla	OPT-CVR-6028-15H	OPT-RC1244	OPT-WG-4614
72" La Jolla	OPT-CVR-7228-15H	OPT-RC1256	OPT-WG-5814
84" La Jolla	OPT-CVR-8428-15H	OPT-RC1268	OPT-WG-7014
96" La Jolla	OPT-CVR-9628-15H	OPT-RC1280	OPT-WG-8214

### Bullet Burner Upgrades

Unit	Stainless Steel Bullet Burner
48" La Jolla	OPT-B24SST
60" La Jolla	OPT-B36SST
72" La Jolla	OPT-B48SST
84" La Jolla	OPT-B60SST
96" La Jolla	OPT-B72SST

## La Jolla - Stainless Steel

- 48" x 28" La Jolla (left)
- 96" x 28" La Jolla (middle)
- 60" x 28" La Jolla (right)





60" STAINLESS STEEL



60" HAMMERED COPPER



## Unity Fire Pit - Metal Collection - 18" Tall

18" Tall Units: Do not include door for propane tank storage.

### 42" Unity Fire Pit

OPT-UNYCP4218	Hammered Copper
OPT-RCRTN4218	Corten Steel
OPT-UNYSS4218	Stainless Steel
OPT-UNYPC4218	Powder Coat

### 48" Unity Fire Pit

OPT-UNYCP4818	Hammered Copper
OPT-RCRTN4818	Corten Steel
OPT-UNYSS4818	Stainless Steel
OPT-UNYPC4818	Powder Coat

### 60" Unity Fire Pit

OPT-UNYCP6018	Hammered Copper
OPT-RCRTN6018	Corten Steel
OPT-UNYSS6018	Stainless Steel
OPT-UNYPC6018	Powder Coat

### 72" Unity Fire Pit

OPT-UNYCP7218	Hammered Copper
OPT-RCRTN7218	Corten Steel
OPT-UNYSS7218	Stainless Steel
OPT-UNYPC7218	Powder Coat

## Unity Fire Pit - Metal Collection - 24" Tall

24" Tall Units: Includes access door for 20 lbs propane tank storage

### 42" Unity Fire Pit

OPT-UNYCP42	Hammered Copper
OPT-RCRTN42	Corten Steel
OPT-UNYSS42	Stainless Steel
OPT-UNYPC42	Powder Coat

- » Diameter: 42"
- » Height: 18"/24"
- » Burn Area: 19"
- » BTU: 65K
- » Weight: 315 lbs.
- » Sugg. Fire Glass: 50 lbs.

### 48" Unity Fire Pit

OPT-UNYCP48	Hammered Copper
OPT-RCRTN48	Corten Steel
OPT-UNYSS48	Stainless Steel
OPT-UNYPC48	Powder Coat

- » Diameter: 48"
- » Height: 18" / 24"
- » Burning Area: 24"
- » Weight: 155 lbs / 185 lbs
- » BTU: 65K
- » Sugg. Fire Glass: 50 lbs.

### 60" Unity Fire Pit

OPT-UNYCP60	Hammered Copper
OPT-RCRTN60	Corten Steel
OPT-UNYSS60	Stainless Steel
OPT-UNYPC60	Powder Coat

- » Diameter: 60"
- » Height: 18" / 24"
- » Burning Area: 36"
- » Weight: 210 lbs / 250 lbs
- » BTU: 160K
- » Sugg. Fire Glass: 100 lbs.

### 72" Unity Fire Pit

OPT-UNYCP72	Hammered Copper
OPT-RCRTN72	Corten Steel
OPT-UNYSS72	Stainless Steel
OPT-UNYPC72	Powder Coat

- » Diameter: 72"
- » Height: 18" / 24"
- » Burning Area: 42"
- » Weight: 270 lbs / 320 lbs
- » BTU: 190K
- » Sugg. Fire Glass: 200 lbs.

### Optional Accessories

Unit	Canvas Cover - 18"	Canvas Cover - 24"	Stainless Lid
42" Unity	OPT-CVR-42R-18H	OPT-CVR-42R-24H	OPT-21RC
48" Unity	OPT-CVR-48R-18H	OPT-CVR-48R-24H	OPT-26RC
60" Unity	OPT-CVR-60R-18H	OPT-CVR-60R-24H	OPT-38RC
72" Unity	OPT-CVR-72R-18H	OPT-CVR-72R-24H	OPT-50RC

### Bullet Burner Upgrades

Unit	Stainless Steel Bullet Burner
42" Unity	OPT-BRDSS12
48" Unity	OPT-BRDSS12
60" Unity	OPT-BRDSS18
72" Unity	OPT-BRDSS24



42" POWDER COAT GRAY







# FIRE PITS & FIRE TABLES

All fire pits include: Fire Pan, Burner, Key Valve, Key, Gas Hoses, Lava Rock.  
For Match Lit w/ Flame Sense add "-FSML" to part #. For Plug & Play Ignition, add "-EKIT"



30" CORTEN STEEL



42" WHITE POWDER COAT



30" STAINLESS STEEL



## Beverly Fire Pit - Metal Collection

Includes access door for 20 lbs propane tank storage

### 30" Beverly Fire Pit

OPT-30RRCPR Hammered Copper  
OPT-30RRCS Corten Steel  
OPT-30RRSS Stainless Steel  
OPT-30PCB Powder Coat

- » Diameter: 30"
- » Height: 24"
- » Burning Area: 19"
- » Weight: 105 lbs.
- » BTU: 65K
- » Sugg. Fire Glass: 50 lbs.

### 36" Beverly Fire Pit

OPT-36RRCPR Hammered Copper  
OPT-36RRCS Corten Steel  
OPT-36RRSS Stainless Steel  
OPT-36PCB Powder Coat

- » Diameter: 36"
- » Height: 24"
- » Burning Area: 25"
- » Weight: 150 lbs.
- » BTU: 160K
- » Sugg. Fire Glass: 50 lbs.

### 42" Beverly Fire Pit

OPT-42RRCPR Hammered Copper  
OPT-42RRCS Corten Steel  
OPT-42RRSS Stainless Steel  
OPT-42PCB Powder Coat

- » Diameter: 42"
- » Height: 24"
- » Burning Area: 31"
- » Weight: 185 lbs.
- » BTU: 190K
- » Sugg. Fire Glass: 75 lbs.


### Bullet Burner Upgrades

Unit	Stainless Steel Bullet Burner
30" Beverly	OPT-BRDSS12
36" Beverly	OPT-BRDSS18
42" Beverly	OPT-BRDSS24

### Optional Accessories

Unit	Canvas Cover	Stainless Lid
30" Beverly	OPT-CVR-30R-24H	OPT-23RC
36" Beverly	OPT-CVR-36R-24H	OPT-29RC
42" Beverly	OPT-CVR-42R-24H	OPT-35RC





# The Alameda Collection

48" ALAMEDA SHOWN





## Alameda Fire Table - Powder Coat

Includes 2 access doors for LP tank storage.

### 48" x 36" Alameda Fire Table

OPT-ALMPC48	Match Lit
OPT-ALMPC48FSML	Flame Sense
OPT-ALMPC48EKIT	Plug & Play

- » Dimensions: 48" x 36"
- » Base Dimensions: 30" x 20"
- » Height: 30"
- » Burning Area: 24" x 10"
- » BTU: 20K
- » Sugg. Fire Glass: 30 lbs.

### 60" x 36" Alameda Fire Table

OPT-ALMPC60	Match Lit
OPT-ALMPC60FSML	Flame Sense
OPT-ALMPC60EKIT	Plug & Play

- » Dimensions: 60" x 36"
- » Base Dimensions: 52" x 20"
- » Height: 30"
- » Burning Area: 30" x 10"
- » BTU: 40K
- » Sugg. Fire Glass: 30 lbs.



60" X 28" MODEL SHOWN IN GRAY FINISH  
GLASS WIND GUARD NOT INCLUDED.

### 78" x 36" Alameda Fire Table

OPT-ALMPC78	Match Lit
OPT-ALMPC78FSML	Flame Sense
OPT-ALMPC78EKIT	Plug & Play

- » Dimensions: 78" x 36"
- » Base Dimensions: 70" x 24"
- » Height: 30"
- » Burning Area: 48" x 10"
- » BTU: 70K
- » Sugg. Fire Glass: 50 lbs.



### Optional Accessories

Unit	Canvas Cover	Stainless Lid	Glass Wind Guard
48" x 36" Alameda	OPT-CVR-4836-30H	OPT-RC1226	OPT-WG-2814
60" x 36" Alameda	OPT-CVR-6036-30H	OPT-RC1232	OPT-WG-3414
78" x 36" Alameda	OPT-CVR-7836-30H	OPT-RC1250	OPT-WG-5214

### Bullet Burner Upgrades

Unit	Stainless Steel Bullet Burner
48" x 36" Alameda	OPT-B12SST
60" x 36" Alameda	OPT-B24SST
78" x 36" Alameda	OPT-B42SST

## Alameda Fire Table - Corten Steel

Includes 2 access doors for LP tank storage.

### 48" x 36" Alameda Fire Table

OPT-ALMCS48	Match Lit
OPT-ALMCS48FSML	Flame Sense
OPT-ALMCS48EKIT	Plug & Play

- » Dimensions: 48" x 36"
- » Base Dimensions: 30" x 20"
- » Height: 30"
- » Burning Area: 24" x 10"
- » BTU: 20K
- » Sugg. Fire Glass: 30 lbs.

### 60" x 36" Alameda Fire Table

OPT-ALMCS60	Match Lit
OPT-ALMCS60EKIT	Plug & Play
OPT-ALMCS60FSML	Flame Sense

- » Dimensions: 60" x 36"
- » Base Dimensions: 52" x 20"
- » Height: 30"
- » Burning Area: 30" x 10"
- » BTU: 40K
- » Sugg. Fire Glass: 30 lbs.

### 78" x 36" Alameda Fire Table

OPT-ALMCS78	Match Lit
OPT-ALMCS78EKIT	Plug & Play
OPT-ALMCS78FSML	Flame Sense

- » Dimensions: 78" x 36"
- » Base Dimensions: 70" x 24"
- » Height: 30"
- » Burning Area: 48" x 10"
- » BTU: 70K
- » Sugg. Fire Glass: 50 lbs.

### Bullet Burner Upgrades

Unit	Stainless Steel Bullet Burner
48" x 36" Alameda	OPT-B12SST
60" x 36" Alameda	OPT-B24SST
78" x 36" Alameda	OPT-B42SST



### Optional Accessories

Unit	Canvas Cover	Stainless Lid	Glass Wind Guard
48" x 36" Alameda	OPT-CVR-4836-30H	OPT-RC1226	OPT-WG-2814
60" x 36" Alameda	OPT-CVR-6036-30H	OPT-RC1232	OPT-WG-3414
78" x 36" Alameda	OPT-CVR-7836-30H	OPT-RC1250	OPT-WG-5214



60" X 28" MODEL SHOWN IN CORTEN STEEL





78" WOOD GRAIN IVORY FINISH SHOWN



## Alameda Fire Table

Includes 2 access doors for LP tank storage.  
Glass Wind Guard Not Included.

### 60" Wood Grain Concrete Top

OPT-ALMWG60	Match Lit
OPT-ALMWG60FSML	Flame Sense
OPT-ALMWG60EKIT	Plug & Play

### 78" Wood Grain Concrete Top

OPT-ALMWG78	Match Lit
OPT-ALMWG78EKIT	Plug & Play
OPT-ALMWG78FSML	Flame Sense

### Bullet Burner Upgrades

Unit	Stainless Steel Bullet Burner
60" Alameda	OPT-B24SST
78" Alameda	OPT-B42SST

### 60" Smooth Concrete Top

OPT-ALMGFRC60	Match Lit
OPT-ALMGFRC60FSML	Flame Sense
OPT-ALMGFRC60KIT	Plug & Play

### 78" Smooth Concrete Top

OPT-ALMGFRC78	Match Lit
OPT-ALMGFRC78FSML	Flame Sense
OPT-ALMGFRC78KIT	Plug & Play

### Optional Accessories

Unit	Canvas Cover	Stainless Lid	Glass Wind Guard
60" x 36" Alameda	OPT-CVR-6036-30H	OPT-RC1232	OPT-WG-3414
78" x 36" Alameda	OPT-CVR-7836-30H	OPT-RC1250	OPT-WG-5214

- » Dimensions: 60" x 36"
- » Base Dimensions: 52" x 20"
- » Height: 30"
- » Burning Area: 30" x 10"
- » BTU: 40K
- » Sugg. Fire Glass: 30 lbs.

- » Dimensions: 78" x 36"
- » Base Dimensions: 70" x 24"
- » Height: 30"
- » Burning Area: 48" x 10"
- » BTU: 70K
- » Sugg. Fire Glass: 50 lbs.

## Alameda Fire Table - Black & White - GFRC Top & Powder Coat Base

Includes 2 access doors for LP tank storage.

### 48" x 36" Alameda Fire Table

OPT-ALMPC48-BWC	Match Lit
OPT-ALMPC48FSML-BWC	Flame Sense
OPT-ALMPC48EKIT-BWC	Plug & Play

- » Dimensions: 48" x 36"
- » Base Dimensions: 30" x 20"
- » Height: 30"
- » Burning Area: 24" x 10"
- » BTU: 20K
- » Sugg. Fire Glass: 30 lbs.

### 60" x 36" Alameda Fire Table

OPT-ALMPC60-BWC	Match Lit
OPT-ALMPC60FSML-BWC	Flame Sense
OPT-ALMPC60EKIT-BWC	Plug & Play

- » Dimensions: 60" x 36"
- » Base Dimensions: 52" x 20"
- » Height: 30"
- » Burning Area: 30" x 10"
- » BTU: 40K
- » Sugg. Fire Glass: 30 lbs.

### 78" x 36" Alameda Fire Table

OPT-ALMPC78-BWC	Match Lit
OPT-ALMPC78FSML-BWC	Flame Sense
OPT-ALMPC78EKIT-BWC	Plug & Play

- » Dimensions: 78" x 36"
- » Base Dimensions: 70" x 24"
- » Height: 30"
- » Burning Area: 48" x 10"
- » BTU: 70K
- » Sugg. Fire Glass: 50 lbs.



60" X 28" MODEL SHOWN IN BLACK & WHITE

### Optional Accessories

Unit	Canvas Cover	Stainless Lid	Glass Wind Guard
48" x 36" Alameda	OPT-CVR-4836-30H	OPT-RC1226	OPT-WG-2814
60" x 36" Alameda	OPT-CVR-6036-30H	OPT-RC1232	OPT-WG-3414
78" x 36" Alameda	OPT-CVR-7836-30H	OPT-RC1250	OPT-WG-5214

### Bullet Burner Upgrades

Unit	Stainless Steel Bullet Burner
48" x 36" Alameda	OPT-B12SST
60" x 36" Alameda	OPT-B24SST
78" x 36" Alameda	OPT-B42SST

## Mabel Fire Pit - Metal Collection

Includes door for propane tank storage

### 36" Mabel Fire Table

OPT-MABCS36	Corten Steel
OPT-MABSS36	Stainless Steel
OPT-MABPC36	Powder Coat
OPT-MABCPR36	Hammered Copper

- » Diameter: 36"
- » Base Diameter: 24"
- » Height: 20"
- » Burning Area: 19"
- » Weight: 90 lbs.
- » BTU: 65K
- » Sugg. Fire Glass: 30 lbs.

### 60" Mabel Fire Table

OPT-MABCS60	Corten Steel
OPT-MABSS60	Stainless Steel
OPT-MABPC60	Powder Coat
OPT-MABCPR60	Hammered Copper

- » Diameter: 60"
- » Base Diameter: 42"
- » Height: 20"
- » Burning Area: 25"
- » Weight: 175 lbs.
- » BTU: 160K
- » Sugg. Fire Glass: 55 lbs.

### 48" Mabel Fire Table

OPT-MABCS48	Corten Steel
OPT-MABSS48	Stainless Steel
OPT-MABPC48	Powder Coat
OPT-MABCPR48	Hammered Copper

- » Diameter: 48"
- » Base Diameter: 30"
- » Height: 20"
- » Burning Area: 19"
- » Weight: 120 lbs.
- » BTU: 65K
- » Sugg. Fire Glass: 30 lbs.

### Bullet Burner Upgrades

Unit	Stainless Steel Bullet Burner
36" Mabel	OPT-BRDSS12
48" Mabel	OPT-BRDSS12
60" Mabel	OPT-BRDSS18



### Optional Accessories

Unit	Canvas Cover	Stainless Lid
36" Mabel	OPT-CVR36R-20H	OPT-23RC
48" Mabel	OPT-CVR48R-20H	OPT-23RC
60" Mabel	OPT-CVR60R-20H	OPT-29RC



PEWTER POWDER COAT MODEL SHOWN



STAINLESS STEEL MODEL SHOWN



CORTEN STEEL MODEL SHOWN

## Mabel Black & White Fire Table - Powder Coat

Includes door for propane tank storage

### 36" Mabel Fire Table

OPT-MABPC36-BWC	Match Lit
OPT-MABPC36FSML-BWC	Flame Sense
OPT-MABPC36EKIT-BWC	Plug & Play

- » Diameter: 36"
- » Base Diameter: 24"
- » Height: 20"
- » Burning Area: 19"
- » Weight: 90 lbs.
- » BTU: 65K
- » Sugg. Fire Glass: 30 lbs.

### 60" Mabel Fire Table

OPT-MABPC60-BWC	Match Lit
OPT-MABPC60FSML-BWC	Flame Sense
OPT-MABPC60EKIT-BWC	Plug & Play

- » Diameter: 60"
- » Base Diameter: 42"
- » Height: 20"
- » Burning Area: 25"
- » Weight: 175 lbs.
- » BTU: 70K
- » Sugg. Fire Glass: 55 lbs.

### 48" Mabel Fire Table

OPT-MABPC48-BWC	Match Lit
OPT-MABPC48FSML-BWC	Flame Sense
OPT-MABPC48EKIT-BWC	Plug & Play

- » Diameter: 48"
- » Base Diameter: 30"
- » Height: 20"
- » Burning Area: 19"
- » Weight: 120 lbs.
- » BTU: 65K
- » Sugg. Fire Glass: 30 lbs.



### Bullet Burner Upgrades

Unit	Stainless Steel Bullet Burner
36" Mabel	OPT-BRDSS12
48" Mabel	OPT-BRDSS12
60" Mabel	OPT-BRDSS18

### Optional Accessories

Unit	Canvas Cover	Stainless Lid
36" Mabel	OPT-CVR36R-20H	OPT-23RC
48" Mabel	OPT-CVR48R-20H	OPT-23RC
60" Mabel	OPT-CVR60R-20H	OPT-29RC



BLACK & WHITE POWDER COAT MODEL SHOWN

## Salinas Fire Pit - Metal Collection

Features access door for propane tank storage.

### 48" X 28" Salinas Fire Table

OPT-SALCPR48	Hammered Copper
OPT-SALCS48	Corten Steel
OPT-SALSS48	Stainless Steel
OPT-SALPC48	Powder Coat

- » Dimensions: 48" x 28"
- » Height: 21"
- » Overhang: 3"
- » Burning Area: 30" x 10" x 2"
- » BTUs: 40K
- » Suggested Fire Glass: 35 lbs.



BLACK POWDER COAT SHOWN

### 60" X 28" Salinas Fire Table

OPT-SALCPR60	Hammered Copper
OPT-SALCS60	Corten Steel
OPT-SALSS60	Stainless Steel
OPT-SALPC60	Powder Coat

- » Dimensions: 60" x 28"
- » Height: 21"
- » Overhang: 3"
- » Burning Area: 42" x 10" x 2"
- » BTUs: 60K
- » Suggested Fire Glass: 45 lbs.



CORTEN STEEL SHOWN

### Bullet Burner Upgrades

Unit	Stainless Steel Bullet Burner
48" Salinas	OPT-B24SST
60" Salinas	OPT-B36SST

### Optional Accessories

Unit	Canvas Cover	Stainless Lid	Glass Wind Guard
48" Salinas	OPT-CVR-4828-21H	OPT-RC1232	OPT-WG-3414
60" Salinas	OPT-CVR-6028-21H	OPT-RC1244	OPT-WG-4614



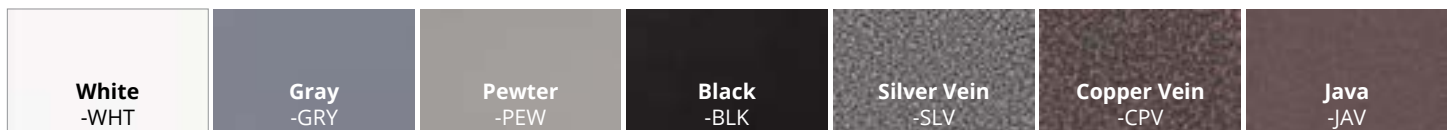
STAINLESS STEEL SHOWN



GRAY POWDER COAT

### POWDER COAT COLOR OPTIONS

When ordering, specify the powder coat color by adding the color code to the end of the Part #. **Example:** White Coronado Fire Pit = OPT-CORPC48-WHT







## Bella Fire Pit - Powder Coat & Stainless Steel

Includes door for propane tank storage

### 36" Bella Fire Table

OPT-BELCPR36	Hammered Copper
OPT-BELCS36	Corten Steel
OPT-BELSS36	Stainless Steel
OPT-BELPC36	Powder Coat Steel

- » Dimensions: 36" x 36"
- » Base Dimensions: 18" x 18"
- » Height: 24"
- » Burning Area: 16"
- » Weight: 90 lbs.
- » BTU: 65K
- » Sugg. Fire Glass: 30 lbs.

### 60" Bella Fire Table

OPT-BELCPR60	Hammered Copper
OPT-BELCS	Corten Steel
OPT-BELSS60	Stainless Steel
OPT-BELPC60	Powder Coat Steel

- » Dimensions: 60" x 60"
- » Base Dimensions: 30" x 30"
- » Height: 24"
- » Burning Area: 30"
- » Weight: 210 lbs.
- » BTU: 160K
- » Sugg. Fire Glass: 30 lbs.



### Bullet Burner Upgrades

Unit	Stainless Steel Bullet Burner
36" Bella	OPT-BRDSS12
42" Bella	OPT-BRDSS18

### Optional Accessories

Unit	Canvas Cover	Stainless Lid	Glass Wind Guard
36" Bella	OPT-CVR-3636-24H	OPT-18SC	OPT-WG-2020
60" Bella	OPT-CVR-6060-24H	OPT-26SC	OPT-WG-2828

## Linear Bella Fire Pit - Metal Collection

Includes door for propane tank storage



### 48 x 30" Bella Fire Table

OPT-BELLCPR4830	Hammered Copper
OPT-BELCS4830	Corten Steel
OPT-BELSS4830	Stainless Steel
OPT-BELLPC4830	Powder Coat Steel

- » Dimensions: 48" x 30"
- » Base Dimensions: 30" x 18"
- » Height: 24"
- » Burning Area: 18" x 8"
- » Weight: 110 lbs.
- » BTU: 20K
- » Sugg. Fire Glass: 30 lbs.

### 60 x 36" Bella Fire Table

OPT-BELLCPR6036	Hammered Copper
OPT-BELCS6036	Corten Steel
OPT-BELSS6036	Stainless Steel
OPT-BELLPC6036	Powder Coat Steel

- » Dimensions: 60" x 36"
- » Base Dimensions: 42" x 18"
- » Height: 24"
- » Burning Area: 30" x 8"
- » Weight: 190 lbs.
- » BTU: 40K
- » Sugg. Fire Glass: 30 lbs.



### 72 x 36" Bella Fire Table

OPT-BELCPR7236	Hammered Copper
OPT-BELCS7236	Corten Steel
OPT-BELSS7236	Stainless Steel
OPT-BELLPC7236	Powder Coat Steel

- » Dimensions: 72" x 36"
- » Base Dimensions: 54" x 18"
- » Height: 30"
- » Burning Area: 42" x 8"
- » Weight: 250lbs.
- » BTU: 60K
- » Sugg. Fire Glass: 30 lbs.

### Bullet Burner Upgrades

Unit	Stainless Steel Bullet Burner
48" x 30" Bella	OPT-B12SST
60" x 36" Bella	OPT-B24SST
72" x 36" Bella	OPT-B36SST

### Optional Accessories

Unit	Canvas Cover	Stainless Lid	Glass Wind Guard
48" x 30" Bella	OPT-CVR4830-24H	OPT-RC1020	OPT-WG-2212
60" x 36" Bella	OPT-CVR6036-24H	OPT-RC1032	OPT-WG-3412
72" x 36" Bella	OPT-CVR7236-24H	OPT-RC1044	OPT-WG-4612

## POWDER COAT COLOR OPTIONS

When ordering, specify the powder coat color by adding the color code to the end of the Part #. **Example:** White Coronado Fire Pit = OPT-CORPC48-WHT

<b>White</b> -WHT	<b>Gray</b> -GRY	<b>Pewter</b> -PEW	<b>Black</b> -BLK	<b>Silver Vein</b> -SLV	<b>Copper Vein</b> -CPV	<b>Java</b> -JAV
----------------------	---------------------	-----------------------	----------------------	----------------------------	----------------------------	---------------------

# FIRE PITS & FIRE TABLES

All fire pits include: Fire Pan, Burner, Key Valve, Key, Gas Hoses, Lava Rock.  
For Match Lit w/ Flame Sense add "-FSML" to part #. For Plug & Play Ignition, add "-EKIT"



## Fremont Fire Pit - Metal Collection - 15" Tall

Does not include door for propane tank storage.

### 48" x 32" Fremont Fire Pit

OPT-FRMCPR4815	Hammered Copper
OPT-FRMC4815	Corten Steel
OPT-FRMSS4815	Stainless Steel
OPT-FRMP4815	Powder Coat

### 60" x 32" Fremont Fire Pit

OPT-FRMCPR6015	Hammered Copper
OPT-FRMC6015	Corten Steel
OPT-FRMSS6015	Stainless Steel
OPT-FRMP6015	Powder Coat

### 72" x 32" Fremont Fire Pit

OPT-FRMCPR7215	Hammered Copper
OPT-FRMC7215	Corten Steel
OPT-FRMSS7215	Stainless Steel
OPT-FRMP7215	Powder Coat

### 84" x 32" Fremont Fire Pit

OPT-FRMCPR8415	Hammered Copper
OPT-FRMC8415	Corten Steel
OPT-FRMSS8415	Stainless Steel
OPT-FRMP8415	Powder Coat

## Fremont Fire Pit - Metal Collection - 24" Tall

Includes access door for 20 lbs propane tank storage

### 48" x 32" Fremont Fire Pit

OPT-FRMCPR4824	Hammered Copper
OPT-FRMC4824	Corten Steel
OPT-FRMSS4824	Stainless Steel
OPT-FRMP4824	Powder Coat

### 60" x 32" Fremont Fire Pit

OPT-FRMCPR6024	Hammered Copper
OPT-FRMC6024	Corten Steel
OPT-FRMSS6024	Stainless Steel
OPT-FRMP6024	Powder Coat

### 72" x 32" Fremont Fire Pit

OPT-FRMCPR7224	Hammered Copper
OPT-FRMC7224	Corten Steel
OPT-FRMSS7224	Stainless Steel
OPT-FRMP7224	Powder Coat

### 84" x 32" Fremont Fire Pit

OPT-FRMCPR8424	Hammered Copper
OPT-FRMC8424	Corten Steel
OPT-FRMSS8424	Stainless Steel
OPT-FRMP8424	Powder Coat

- » Dimensions: 48" x 32"
- » Height: 15" / 24"
- » Base Dimensions: 36" x 20"
- » Burning Area: 30" x 10"
- » Weight: 85 lbs. / 105"lbs
- » BTU: 40K
- » Sugg. Fire Glass: 25 lbs.

- » Dimensions: 60" x 32"
- » Height: 15" / 24"
- » Base Dimensions: 48" x 20"
- » Burning Area: 42" x 10"
- » Weight: 100 lbs. / 120 lbs
- » BTU: 60K
- » Sugg. Fire Glass: lbs.

- » Dimensions: 72" x 32"
- » Height: 15" / 24"
- » Base Dimensions: 60" x 20"
- » Burning Area: 54" x 10"
- » Weight: 115 lbs. / 135 lbs
- » BTU: 80K
- » Sugg. Fire Glass: lbs.

- » Dimensions: 84" x 32"
- » Height: 15" / 24"
- » Base Dimensions: 72" x 20"
- » Burning Area: 66" x 10"
- » Weight: 130 lbs. / 155 lbs
- » BTU: 100K
- » Sugg. Fire Glass: lbs.

### Optional Accessories

Unit	Canvas Cover-15"	Canvas Cover-24"	Stainless Lid	Glass Wind Guard
48" Fremont	OPT-CVR-4832-15H	OPT-CVR-4832-24H	OPT-RC1232	OPT-WG-3414
60" Fremont	OPT-CVR-6032-15H	OPT-CVR-6032-24H	OPT-RC1244	OPT-WG-4614
72" Fremont	OPT-CVR-7232-15H	OPT-CVR-7232-24H	OPT-RC1256	OPT-WG-5814
84" Fremont	OPT-CVR-8432-15H	OPT-CVR-8432-24H	OPT-RC1268	OPT-WG-7014

### Bullet Burner Upgrades

Unit	Stainless Steel Bullet Burner
48" Fremont	OPT-B24SST
60" Fremont	OPT-B36SST
72" Fremont	OPT-B48SST
84" Fremont	OPT-B60SST

## Sonoma Fire Pit - Concrete

Cannot Store Propane Tank

OPT-SONMA38 Match Lit Ignition  
OPT-SONMA38FSML Flame Sense  
OPT-SONMA38EKIT Plug & Play

- » Diameter: 38"
- » Height: 25"
- » Base Diameter: 17.5"
- » Burn Area Diameter: 32"
- » Weight: 285 lbs.
- » BTU: 160K
- » Sugg. Fire Glass: 75 lbs.

### Bullet Burner Upgrades

Unit	Stainless Steel Bullet Burner
38" Sonoma	OPT-BRDSS18

### Optional Accessories

Unit	Canvas Cover	Stainless Lid
Sonoma	OPT-CVR-38R-25H	OPT-36RC



BROWN FINISH SHOWN

## Sienna Fire Pit - Concrete

Cannot store propane tank.

OPT-RF37 Match Lit Ignition  
OPT-RF37FSML Flame Sense  
OPT-RF37EKIT Plug & Play

- » Diameter: 37"
- » Height: 25"
- » Base Diameter: 17.5"
- » Burn Area Diameter: 20"
- » Weight: 285 lbs.
- » BTU: 45K
- » Sugg. Fire Glass: 25 lbs.

### Bullet Burner Upgrades

Unit	Stainless Steel Bullet Burner
37" Sienna	OPT-BRDSS8

### Optional Accessories

Canvas Cover	OPT-CVR-37R-25H
Stainless Steel Lid	OPT-24RC



CHESTNUT FINISH SHOWN



# FIRE PITS

Hoses, Lava Rock.  
For Plug & Play Ignition, add "-EKIT"



60" ASH FINISH

## Del Mar Fire Pit - Concrete

Cannot Store Propane Tank

### 48" Del Mar

OPT-CORGFRC48 Match Lit  
OPT-CORGFRC48FSML Flame Sense  
OPT-CORGFRC48EKIT Plug & Play

- » Dimensions: 48" x 28"
- » Height: 15"
- » Burning Area: 32" x 12"
- » Pan size: 30"x 10"
- » Weight: 375 lbs.
- » BTU: 40K
- » Sugg. Fire Glass: 50 lbs.

### 72" Del Mar

OPT-DEL7228 Match Lit  
OPT-DEL7228FSML Flame Sense  
OPT-DEL7228EKIT Plug & Play

- » Dimensions: 72" x 28"
- » Height: 15"
- » Burning Area: 56" x 12"
- » Pan size: 54"x 10"
- » Weight: 510 lbs.
- » BTU: 70K
- » Sugg. Fire Glass: 75 lbs.

### 60" Del Mar

OPT-DEL6028 Match Lit  
OPT-DEL6028FSML Flame Sense  
OPT-DEL6028EKIT Plug & Play

- » Dimensions: 60" x 28"
- » Height: 15"
- » Burning Area: 44" x 12"
- » Pan size: 42"x 10"
- » Weight: 435 lbs.
- » BTU: 50K
- » Sugg. Fire Glass: 50 lbs.

### 84" Del Mar

OPT-DEL8428 Match Lit  
OPT-DEL8428FSML Flame Sense  
OPT-DEL8428EKIT Plug & Play

- » Dimensions: 84" x 28"
- » Height: 15"
- » Burning Area: 68" x 12"
- » Pan size: 66"x 10"
- » Weight: 650 lbs.
- » BTU: 90K
- » Sugg. Fire Glass: 100 lbs.

### 96" Del Mar

OPT-DEL9628 Match Lit  
OPT-DEL9628FSML Flame Sense  
OPT-DEL9628EKIT Plug & Play

- » Dimensions: 96" x 28"
- » Height: 15"
- » Burning Area: 80" x 12"
- » Pan size: 78"x 10"
- » Weight: 760 lbs.
- » BTU: 240K
- » Sugg. Fire Glass: 100 lbs.

### Bullet Burner Upgrades

Unit	Stainless Steel Bullet Burner
48" Del Mar	OPT-B24SST
60" Del Mar	OPT-B40SST
72" Del Mar	OPT-B48SST
84" Del Mar	OPT-B60SST
96" Del Mar	OPT-B72SST

### Optional Accessories

Unit	Canvas Cover	Stainless Lid	Glass Wind Guard
48" Del Mar	OPT-CVR-4828-15H	OPT-RC1434	OPT-WG-3616
60" Del Mar	OPT-CVR-6028-15H	OPT-RC1446	OPT-WG-4816
72" Del Mar	OPT-CVR-7228-15H	OPT-RC1458	OPT-WG-6016
84" Del Mar	OPT-CVR-8428-15H	OPT-RC1470	OPT-WG-7216
96" Del Mar	OPT-CVR-9628-15H	OPT-RC1482	OPT-WG-8416



96" DEL MAR  
BLACK CONCRETE

## Newport Fire Pit - Concrete & Metal Collection

Includes Stainless Steel Door For Propane Tank Storage.



### 6' Newport Fire Table

OPT-NPTT72	Match Lit Ignition
OPT-NPTT72FSML	Flame Sense
OPT-NPTT72EKIT	Plug & Play
OPT-NPTTCPR72	Hammered Copper
OPT-NPTTCS72	Corten Steel
OPT-NPTTSS72	Stainless Steel
OPT-NPTTPC72	Powder Coat

- » Dimensions: 72" x 36"
- » Height: 30"
- » Burning Area: 48" x 10"
- » Overhang: 12"
- » Weight: 1100 lbs.
- » BTU: 70K
- » Sugg. Fire Glass: 125 lbs.

### 10' Newport Fire Table

OPT-NPTT120	Match Lit Ignition
OPT-NPTT120FSML	Flame Sense
OPT-NPTT120EKIT	Plug & Play
OPT-NPTTCPR120	Hammered Copper
OPT-NPTTCS120	Corten Steel
OPT-NPTTSS120	Stainless Steel
OPT-NPTTPC120	Powder Coat

- » Dimensions: 120" x 48"
- » Height: 30"
- » Burning Area: 78" x 12"
- » Overhang: 12"
- » Weight: 1465 lbs.
- » BTU: 120K
- » Sugg. Fire Glass: 125 lbs.



12' BROWN

### 12' Newport Fire Table

OPT-NPTT144	Match Lit Ignition
OPT-NPTT144FSML	Flame Sense
OPT-NPTT144EKIT	Plug & Play
OPT-NPTTCPR144	Hammered Copper
OPT-NPTTCS144	Corten Steel
OPT-NPTTSS144	Stainless Steel
OPT-NPTTPC144	Powder Coat

- » Dimensions: 144" x 48"
- » Height: 30"
- » Burning Area: 102" x 12"
- » Overhang: 12"
- » Weight: 1750 lbs.
- » BTU: 240K
- » Sugg. Fire Glass: 175 lbs.

### Bullet Burner Upgrades

Unit	Stainless Steel Bullet Burner
6' Newport	OPT-B42SST
10' Newport	OPT-B72SST
12' Newport	OPT-B96SST

### Optional Accessories

Unit	Canvas Cover	Stainless Lid	Glass Wind Guard
6' Newport	OPT-CVR-7236-30H	OPT-RC1250	OPT-WG-5214
10' Newport	OPT-CVR-12048-30H	OPT-RC1480	OPT-WG-8216
12' Newport	OPT-CVR-14448-30H	OPT-RC14104	OPT-WG-10616



CUSTOM NEWPORT SIZE

## Linear Ramona Fire Table - Concrete

Includes Stainless Steel Door For Propane Tank Storage.

OPT-RMNRT60 Match Lit  
OPT-RMNRT60FSML Flame Sense  
OPT-RMNRT60EKIT Plug & Play

- » Dimensions: 60" x 24"
- » Height: 24"
- » Base: 54" x 18"
- » Burn Area: 48" x 12"
- » Weight: 395 lbs.
- » BTU: 60K
- » Sugg. Fire Glass: 50 lbs.



### Bullet Burner Upgrades

Unit	Stainless Steel Bullet Burner
60" Linear Ramona	OPT-B36SST

### Optional Accessories

Canvas Cover	OPT-CVR-6024-24H
Stainless Steel Lid	OPT-RC1652

## Square Ramona Fire Table - Concrete

Includes Stainless Steel Door For Propane Tank Storage.

OPT-RMNSQ36 Match Lit  
OPT-RMNSQ36FSML Flame Sense  
OPT-RMNSQ36EKIT Plug & Play

- » Dimensions: 36" x 36"
- » Height: 24"
- » Base: 30" x 30"
- » Burn Area: 17" x 17"
- » Weight: 355 lbs.
- » BTU: 55K
- » Sugg. Fire Glass: 25 lbs.



### Bullet Burner Upgrades

Unit	Stainless Steel Bullet Burner
36" Square Ramona	OPT-BRDSS10

### Optional Accessories

Canvas Cover	OPT-CVR-3636-24H
Stainless Steel Lid	OPT-24SC

Metallic Finishes and Rustic Finishes are available at an extra charge

When ordering, specify the concrete color by adding the color code to the end of the Part #. Example: 27" Brown Sedona Water Bowl = OPT-27RWO-BRN

<b>Black</b> -BLK	<b>Ash</b> -ASH	<b>Natural Gray</b> -NGY	<b>Gray</b> -GRY	<b>White Limestone</b> -LIM	<b>Chocolate</b> -CHC	<b>Chestnut</b> -CST	<b>Brown</b> -BRN	<b>Vanilla</b> -VAN
<b>Rustic Gray</b> -RGR	<b>Moss Stone</b> -RMS	<b>Rustic White</b> -RWH	<b>Coffee</b> -RCF	<b>Slate</b> -MSL	<b>Silver</b> -MSV	<b>Pearl</b> -MPR	<b>Bronze</b> -MBR	<b>Copper</b> -MCP



## Angelus Fire Pit - Concrete & Metal Colection

Includes Stainless Steel Door For Propane Tank Storage.

OPT-AGLGF60 Match Lit  
OPT-AGLGF60FSML Flame Sense  
OPT-AGLGF60EKIT Plug & Play

- » Dimensions: 60" x 36"
- » Height: 24"
- » Base: 50" x 24"
- » Burn Area: 38"x12"
- » Weight: 395 lbs.
- » BTU: 70K
- » Sugg. Fire Glass: 75 lbs.



### Bullet Burner Upgrades

Unit	Stainless Steel Bullet Burner
60" Angelus	OPT-B42SST

### Optional Accessories

Canvas Cover	OPT-CVR-6036-24H
Stainless Steel Lid	OPT-RC1250
Glass Wind Guard	OPT-WG-5214

## Balboa Fire Table - Concrete - 15" Tall

Cannot Store Propane Tank

OPT-BAL48 Match Lit  
OPT-BAL48FSML Flame Sense  
OPT-BAL48EKIT Plug & Play

- » Dimensions: 48" x 48"
- » Height: 15"
- » Base: 30" x 30"
- » Burn Area: 19"
- » Weight: 315 lbs.
- » BTU: 65K
- » Sugg. Fire Glass: 25 lbs.



### Bullet Burner Upgrades

Unit	Stainless Steel Bullet Burner
48" Balboa	OPT-BRDSS12

### Optional Accessories

Unit	Canvas Cover	Stainless Lid
48" Balboa	OPT-CVR-4848-15H	OPT-28RC

Metallic Finishes and Rustic Finishes are available at an extra charge

When ordering, specify the concrete color by adding the color code to the end of the Part #. Example: 27" Brown Sedona Water Bowl = OPT-27RWO-BRN

<b>Black</b> -BLK	<b>Ash</b> -ASH	<b>Natural Gray</b> -NGY	<b>Gray</b> -GRY	<b>White Limestone</b> -LIM	<b>Chocolate</b> -CHC	<b>Chestnut</b> -CST	<b>Brown</b> -BRN	<b>Vanilla</b> -VAN
<b>Rustic Gray</b> -RGR	<b>Moss Stone</b> -RMS	<b>Rustic White</b> -RWH	<b>Coffee</b> -RCF	<b>Slate</b> -MSL	<b>Silver</b> -MSV	<b>Pearl</b> -MPR	<b>Bronze</b> -MBR	<b>Copper</b> -MCP



## Uxmal Fire Pit - GFRC & Metal

OPT-UXM30	Match Lit
OPT-UXM30E12V	12V Electronic Ignition
OPT-UXM CPR30	Hammered Copper
OPT-UXMCS30	Corten Steel
OPT-UXMSS30	Stainless Steel
OPT-UXMPC30	Powder Coat

- » Dimensions: 33" x 33"
- » Height: 22"
- » Base: 27" x 27"
- » Burn Area: 27.5"
- » BTU: 65K
- » Sugg. Fire Glass: 50 lbs.

### Bullet Burner Upgrades

<b>Unit</b>	<b>Stainless Steel Bullet Burner</b>
Copa	OPT-B12RDSS

### Optional Accessories

<b>Canvas Cover</b>	OPT-CVR-3333-22H
<b>Stainless Steel Lid</b>	OPT-29RC



## Lucia Fire Pit - Concrete

OPT-LUC30	Match Lit
OPT-LUC30E12V	12V Electronic Ignition

- » Dimensions: 31" Diameter
- » Height: 20"
- » Burn Area: 20" Diameter
- » Base: 20" Diameter
- » Burn Area: 20" Diameter
- » BTU: 65K
- » Sugg. Fire Glass: 50 lbs.

### Bullet Burner Upgrades

<b>Unit</b>	<b>Stainless Steel Bullet Burner</b>
Lucia	OPT-B12RDSS

### Optional Accessories

<b>Canvas Cover</b>	OPT-BCVR-31R-20H
<b>Stainless Steel Lid</b>	OPT-22RC

Metallic Finishes and Rustic Finishes are available at an extra charge

When ordering, specify the concrete color by adding the color code to the end of the Part #. Example: 27" Brown Sedona Water Bowl = OPT-27RWO-BRN

<b>Black</b> -BLK	<b>Ash</b> -ASH	<b>Natural Gray</b> -NGY	<b>Gray</b> -GRY	<b>White Limestone</b> -LIM	<b>Chocolate</b> -CHC	<b>Chestnut</b> -CST	<b>Brown</b> -BRN	<b>Vanilla</b> -VAN
<b>Rustic Gray</b> -RGR	<b>Moss Stone</b> -RMS	<b>Rustic White</b> -RWH	<b>Coffee</b> -RCF	<b>Slate</b> -MSL	<b>Silver</b> -MSV	<b>Pearl</b> -MPR	<b>Bronze</b> -MBR	<b>Copper</b> -MCP



## Copa Fire Pit - Concrete

OPT-COPA32 Match Lit  
OPT-COPA32E12V 12V Electronic Ignition

- » Dimensions: 33" Diameter
- » Height: 22"
- » Burn Area: 27.5"
- » Base: 27" Diameter
- » BTU: 65K
- » Sugg. Fire Glass: 50 lbs.

### Bullet Burner Upgrades

Unit	Stainless Steel Bullet Burner
33" Copa	OPT-B12RDSS

### Optional Accessories

Canvas Cover	OPT-BCVR-33R-22H
Stainless Steel Lid	OPT-29RC

## Concrete Fire Pillars



### Baston Fire Pillar With Door

OPT-BSTON20AD Match Lit  
OPT-BSTON20ADFSML Flame Sense  
OPT-BSTON20ADEKIT Plug & Play

### Baston Fire Pillar No Door

OPT-BSTON20 Match Lit  
OPT-BSTON20FSML Flame Sense  
OPT-BSTON20EKIT Plug & Play

- » Dimensions: 20" x 20"
- » Height: 33"
- » Base: 15"
- » Burn Area: 13"
- » Weight: 145 lbs.
- » BTU: 45K
- » Sugg. Fire Glass: 25 lbs.



### Bullet Burner Upgrades

Unit	Stainless Steel Bullet Burner
Baston	OPT-BRDSS8

### Optional Accessories

Canvas Cover	OPT-CVR-2020-33H
--------------	------------------

Access door for propane tank optional



### Castillo Fire Pillar With Door

OPT-CSTO22AD Match Lit  
OPT-CSTO22ADFSML Flame Sense  
OPT-CSTO22ADEKIT Plug & Play

### Castillo Fire Pillar No Door

OPT-CSTO22 Match Lit  
OPT-CSTO22FSML Flame Sense  
OPT-CSTO22EKIT Plug & Play

- » Diameter: 22"
- » Height: 33"
- » Base: 13"
- » Burn Area: 15"
- » Weight: 125 lbs.
- » BTU: 35K
- » Sugg. Fire Glass: 25 lbs.



### Bullet Burner Upgrades

Unit	Stainless Steel Bullet Burner
Castillo	OPT-BRDSS6

### Optional Accessories

Canvas Cover	OPT-CVR-22R-33H
--------------	-----------------

Access door for propane tank optional

Metallic Finishes and Rustic Finishes are available at an extra charge

When ordering, specify the concrete color by adding the color code to the end of the Part #. Example: 27" Brown Sedona Water Bowl = OPT-27RWO-BRN

<b>Black</b> -BLK	<b>Ash</b> -ASH	<b>Natural Gray</b> -NGY	<b>Gray</b> -GRY	<b>White Limestone</b> -LIM	<b>Chocolate</b> -CHC	<b>Chestnut</b> -CST	<b>Brown</b> -BRN	<b>Vanilla</b> -VAN
<b>Rustic Gray</b> -RGR	<b>Moss Stone</b> -RMS	<b>Rustic White</b> -RWH	<b>Coffee</b> -RCF	<b>Slate</b> -MSL	<b>Silver</b> -MSV	<b>Pearl</b> -MPR	<b>Bronze</b> -MBR	<b>Copper</b> -MCP



# FIRE PITS & FIRE TABLES

All fire pits include: Fire Pan, Burner, Key Valve, Key, Gas Hoses, Lava Rock.  
For Match Lit w/ Flame Sense add "-FSML" to part #. For Plug & Play Ignition, add "-EKIT"



EBONY SHOWN

## Plymouth Wood Grain Fire Pit - 16" Tall - Concrete

Does not include door for propane tank storage.

### 48" x 28" Plymouth Fire Pit

OPT-PLM4828LW Match Lit Ignition  
OPT-PLM4828LWFMSML Flame Sense  
OPT-PLM4828LWEKIT Plug & Play

### 60" x 28" Plymouth Fire Pit

OPT-PLM6028LW Match Lit Ignition  
OPT-PLM6028LWFMSML Flame Sense  
OPT-PLM6028LWEKIT Plug & Play

### 72" x 28" Plymouth Fire Pit

OPT-PLM7228LW Match Lit Ignition  
OPT-PLM7228LWFMSML Flame Sense  
OPT-PLM7228LWEKIT Plug & Play

### 84" x 28" Plymouth Fire Pit

OPT-PLM8428LW Match Lit Ignition  
OPT-PLM8428LWFMSML Flame Sense  
OPT-PLM8428LWEKIT Plug & Play

## Plymouth Wood Grain Fire Pit - 24" Tall - Concrete

Includes access door for 20 lbs propane tank storage

### 48" x 28" Plymouth Fire Pit

OPT-PLM4828 Match Lit Ignition  
OPT-PLM4828FSML Flame Sense  
OPT-PLM4828EKIT Plug & Play

### 60" x 28" Plymouth Fire Pit

OPT-PLM6028 Match Lit Ignition  
OPT-PLM6028FSML Flame Sense  
OPT-PLM6028EKIT Plug & Play

### 72" x 28" Plymouth Fire Pit

OPT-PLM7228 Match Lit Ignition  
OPT-PLM7228FSML Flame Sense  
OPT-PLM7228EKIT Plug & Play

### 84" x 28" Plymouth Fire Pit

OPT-PLM8428 Match Lit Ignition  
OPT-PLM8428FSML Flame Sense  
OPT-PLM8428EKIT Plug & Play

- » Dimensions: 48" x 28"
- » Height: 16" / 24"
- » Base Dimensions: 38" x 18"
- » Burn Area: 30" x 10"
- » BTUs: 40K
- » Sugg. Fire Glass: 35 lbs.

- » Dimensions: 60" x 28"
- » Height: 16" / 24"
- » Base Dimensions: 50" x 18"
- » Burn Area: 42" x 10"
- » BTUs: 50K
- » Sugg. Fire Glass: 35 lbs.

- » Dimensions: 72" x 28"
- » Height: 16" / 24"
- » Base Dimensions: 62" x 18"
- » Burn Area: 54" x 10"
- » BTUs: 60K
- » Sugg. Fire Glass: 35 lbs.

- » Dimensions: 84" x 28"
- » Height: 16" / 24"
- » Base Dimensions: 74" x 18"
- » Burn Area: 66" x 10"
- » BTUs: 70K
- » Sugg. Fire Glass: 35 lbs.

### Optional Accessories

Unit	Canvas Cover	Stainless Lid	Glass Wind Guard
48" Plymouth	OPT-CVR-4828	OPT-RC1232	OPT-WG-3414
60" Plymouth	OPT-CVR-6028	OPT-RC1244	OPT-WG-4614
72" Plymouth	OPT-CVR-7228	OPT-RC1256	OPT-WG-5814
84" Plymouth	OPT-CVR-8428	OPT-RC1268	OPT-WG-7014

### Bullet Burner Upgrades

Unit	Stainless Steel Bullet Burner
48" Plymouth	OPT-B24SST
60" Plymouth	OPT-B30SST
72" Plymouth	OPT-B36SST
84" Plymouth	OPT-B42SST



48" PLYMOUTH - EBONY FINISH

## Square Plymouth Fire Pit - 16" Tall - Concrete

Does not include door for propane tank storage.

### 36" x 36" Plymouth Fire Pit

OPT-PLMS36LW Match Lit Ignition  
OPT-PLMS36LWFSML Flame Sense  
OPT-PLMS36LWEKIT Plug & Play

### 48" x 48" Plymouth Fire Pit

OPT-PLMS48LW Match Lit Ignition  
OPT-PLMS48LWFSML Flame Sense  
OPT-PLMS48LWEKIT Plug & Play



## Square Plymouth Fire Pit - 24" Tall - Concrete

Includes access door for 20 lbs propane tank storage

### 36" x 36" Plymouth Fire Pit

OPT-PLMS36 Match Lit Ignition  
OPT-PLMS36FSML Flame Sense  
OPT-PLMS36EKIT Plug & Play

### 48" x 48" Plymouth Fire Pit

OPT-PLMS48 Match Lit Ignition  
OPT-PLMS48FSML Flame Sense  
OPT-PLMS48EKIT Plug & Play

- » Dimensions: 36" x 36"
- » Height: 16" / 24"
- » Burn Area: 18"
- » BTUs: 65K
- » Sugg. Fire Glass: 35 lbs.

- » Dimensions: 48" x 48"
- » Height: 16" / 24"
- » Burn Area: 24"
- » BTUs: 65K
- » Sugg. Fire Glass: 35 lbs.

### Bullet Burner Upgrades

Unit	Stainless Steel Bullet Burner
36" Plymouth	OPT-BRDSS12
48" Plymouth	OPT-BRDSS18



### Optional Accessories

Unit	Canvas Cover - 16"	Canvas Cover - 24"	Stainless Lid	Glass Wind Guard
36" Plymouth	OPT-CVR-3636-16H	OPT-CVR-3636-24H	OPT-20SC	OPT-WG2222
48" Plymouth	OPT-CVR-4848-16H	OPT-CVR-4848-24H	OPT-26SC	OPT-WG2828

## Palo Fire Pit Wood Grain - Concrete

Does not include door for propane tank storage.

### 48" Palo Fire Pit

OPT-PAL48 Match Lit  
OPT-PAL48FSML Flame Sense  
OPT-PAL48EKIT Plug & Play

- » Dimensions: 48" x 29"
- » Height: 17"
- » Burning Area: 20" x 8" x 2"
- » Weight: 355 lbs.
- » BTU: 20K
- » Sugg. Fire Glass: 20 lbs.

### 60" Palo Fire Pit

OPT-PAL60 Match Lit  
OPT-PAL60FSML Flame Sense  
OPT-PAL60EKIT Plug & Play

- » Dimensions: 60" x 29"
- » Height: 17"
- » Burning Area: 32" x 8" x 2"
- » Weight: 495 lbs.
- » BTU: 40K
- » Sugg. Fire Glass: 30 lbs.



48" OAK FINISH SHOWN

### Bullet Burner Upgrades

Unit	Stainless Steel Bullet Burner
48" Palo	OPT-B12SST
60" Palo	OPT-B24SST

### Optional Accessories

Unit	Canvas Cover	Stainless Lid	Glass Wind Guard
48" Palo	OPT-CVR-4828-17H	OPT-RC1022	OPT-WG-2412
60" Palo	OPT-CVR-6028-17H	OPT-RC1034	OPT-WG-3612



### GFRC WOOD GRAIN COLOR OPTIONS

When ordering, specify the color by adding the color code to the end of the Part #.  
**Example:** Coronado Fire Pit in Ivory = OPT-COR48-IVY

# FIRE PITS & FIRE TABLES

All fire pits include: Fire Pan, Burner, Key Valve, Key, Gas Hoses, Lava Rock.  
For Match Lit w/ Flame Sense add "-FSML" to part #. For Plug & Play Ignition, add "-EKIT"



OAK FINISH SHOWN



IVORY FINISH SHOWN

## Carson Wood Grain Fire Pit - 16" Tall - Concrete

Does not include door for propane tank storage.

### 48" x 36" Carson Fire Pit

OPT-CRS4836LW Match Lit Ignition  
OPT-CRS4836LWFMSML Flame Sense  
OPT-CRS4836LWEKIT Plug & Play

### 60" x 36" Carson Fire Pit

OPT-CRS6036LW Match Lit Ignition  
OPT-CRS6036LWFMSML Flame Sense  
OPT-CRS6036LWEKIT Plug & Play

### 72" x 36" Carson Fire Pit

OPT-CRS7236LW Match Lit Ignition  
OPT-CRS7236LWFMSML Flame Sense  
OPT-CRS7236LWEKIT Plug & Play

### 84" x 36" Carson Fire Pit

OPT-CRS8436LW Match Lit Ignition  
OPT-CRS8436LWFMSML Flame Sense  
OPT-CRS8436LWEKIT Plug & Play

## Carson Wood Grain Fire Pit - 24" Tall - Concrete

Includes access door for 20 lbs propane tank storage

### 48" x 36" Carson Fire Pit

OPT-CRS4836 Match Lit Ignition  
OPT-CRS4836FSML Flame Sense  
OPT-CRS4836EKIT Plug & Play

- » Dimensions: 48" x 36"
- » Height: 16" / 24"
- » Base Dimensions: 32" x 18"
- » Overhang: 4"
- » Burning Area: 30" x 8"
- » BTUs: 40K
- » Suggested Fire Glass: 25 lbs.

### 60" x 36" Carson Fire Pit

OPT-CRS6036 Match Lit Ignition  
OPT-CRS6036FSML Flame Sense  
OPT-CRS6036EKIT Plug & Play

- » Dimensions: 60" x 36"
- » Height: 16" / 24"
- » Base Dimensions: 44" x 18"
- » Overhang: 4"
- » Burning Area: 42" x 8"
- » BTUs: 60K
- » Suggested Fire Glass: 35 lbs.

### 72" x 36" Carson Fire Pit

OPT-CRS7236 Match Lit Ignition  
OPT-CRS7236FSML Flame Sense  
OPT-CRS7236EKIT Plug & Play

- » Dimensions: 72" x 36"
- » Height: 16" / 24"
- » Base Dimensions: 42" x 18"
- » Overhang: 4"
- » Burning Area: 54" x 8"
- » BTUs: 80K
- » Suggested Fire Glass: 50 lbs.

### 84" x 36" Carson Fire Pit

OPT-CRS8436 Match Lit Ignition  
OPT-CRS8436FSML Flame Sense  
OPT-CRS8436EKIT Plug & Play


- » Dimensions: 84" x 36"
- » Height: 16" / 24"
- » Base Dimensions: 68" x 18"
- » Overhang: 4"
- » Burning Area: 66" x 8"
- » BTUs: 140K
- » Suggested Fire Glass: 60 lbs.

### Optional Accessories

Unit	Canvas Cover -16"	Canvas Cover -24"	Stainless Lid	Glass Wind Guard
48" Carson	OPT-CVR-4836-16H	OPT-CVR-4836-24H	OPT-1032	OPT-WG-3412
60" Carson	OPT-CVR-6036-16H	OPT-CVR-6036-24H	OPT-1044	OPT-WG-4612
72" Carson	OPT-CVR-7236-16H	OPT-CVR-7236-24H	OPT-1056	OPT-WG-5812
84" Carson	OPT-CVR-8436-16H	OPT-CVR-8436-24H	OPT-1068	OPT-WG-7012

### Bullet Burner Upgrades

Unit	Stainless Steel Bullet Burner
48" Carson	OPT-B24SST
60" Carson	OPT-B36SST
72" Carson	OPT-B48SST
84" Carson	OPT-B60SST



### GFRC WOOD GRAIN COLOR OPTIONS

When ordering, specify the color by adding the color code to the end of the Part #.

**Example:** Coronado Fire Pit in Ivory = OPT-COR48-IVY



## Alberta Wood Grain Fire Pit - Concrete

Includes access door for 20 lbs propane tank storage

- OPT-ALB36 Match Lit
- OPT-ALB36FSML Flame Sense
- OPT-ALB36EKIT Plug & Play

- » Dimensions: 36" x 24"
- » Base: 24" x 18"
- » Height: 23"
- » Burning Area: 20" x 8" x 2"
- » Weight: 150 lbs.
- » BTU: 30K
- » Sugg. Fire Glass: 25 lbs.



OAK FINISH SHOWN

### Bullet Burner Upgrades

Unit	Stainless Steel Bullet Burner
36" Alberta	OPT-B18SST

### Optional Accessories

Canvas Cover	OPT-CVR-3624-23H
Stainless Steel Lid	OPT-RC1022
Glass Wind Guard	OPT-WG-2412



### GFRC WOOD GRAIN COLOR OPTIONS

When ordering, specify the color by adding the color code to the end of the Part #.  
**Example:** Coronado Fire Pit in Ivory = OPT-COR48-IVY

## Alberta Black & White Fire Pit

### GFRC Top & Powder Coat Base

Features access door for propane tank storage.

**\*Propane Tank not included**

### 36" Alberta

- OPT-ALBPC36-BWC Match Lit Ignition
- OPT-ALBPC36FSML-BWC Flame Sense
- OPT-ALBPC36EKIT-BWC Plug & Play

- » Dimensions: 36" x 30"
- » Height: 24"
- » Burning Area: 18" x 8"
- » BTU: 20K
- » Sugg. Fire Glass: 50 lbs.

### 48" Alberta

- OPT-ALBPC48-BWC Match Lit Ignition
- OPT-ALBPC48FSML-BWC Flame Sense
- OPT-ALBPC48EKIT-BWC Plug & Play

- » Dimensions: 48" x 30"
- » Height: 24"
- » Burning Area: 30" x 8"
- » BTU: 40K
- » Sugg. Fire Glass: 50 lbs.

### 60" Alberta

- OPT-ALBPC60-BWC Match Lit Ignition
- OPT-ALBPC60FSML-BWC Flame Sense
- OPT-ALBPC60EKIT-BWC Plug & Play

- » Dimensions: 60" x 30"
- » Height: 24"
- » Burning Area: 42" x 8"
- » BTU: 60K
- » Sugg. Fire Glass: 100 lbs.

### 72" Alberta

- OPT-ALBPC72-BWC Match Lit Ignition
- OPT-ALBPC72FSML-BWC Flame Sense
- OPT-ALBPC72EKIT-BWC Plug & Play

- » Dimensions: 72" x 30"
- » Height: 24"
- » Burning Area: 54" x 8"
- » BTU: 90K
- » Sugg. Fire Glass: 100 lbs.



### Bullet Burner Upgrades

Unit	Stainless Steel Bullet Burner
36" Alberta	OPT-B12SST
48" Alberta	OPT-B24SST
60" Alberta	OPT-B36SST
72" Alberta	OPT-B54SST

### Optional Accessories

Unit	Canvas Cover	Stainless Lid
36" Alberta	OPT-CVR-3630-24H	OPT-RC1020
48" Alberta	OPT-CVR-4830-24H	OPT-RC1032
60" Alberta	OPT-CVR-6030-24H	OPT-RC1044
72" Alberta	OPT-CVR-7230-24H	OPT-RC1052

## Tacoma Fire Table - Wood Grain Top & Powder Coat Base

Includes access door for 20lb propane tank storage.

OPT-TACW4830 Match Lit  
OPT-TACW4830FSML Flame Sense  
OPT-TACW4830EKIT Plug & Play

- » Dimensions: 48" x 30"
- » Height: 24"
- » Base Dimensions: 33" x 18"
- » Overhang: 4"
- » Burning Area: 30" x 8"
- » BTUs: 40K
- » Suggested Fire Glass: 25 lbs.



### Bullet Burner Upgrades

Unit	Stainless Steel Bullet Burner
48" Tacoma	OPT-B24SST

### Optional Accessories

Canvas Cover	OPT-CVR-4830-24H
Stainless Steel Lid	OPT-RC1032
Glass Wind Guard	OPT-WG-3412



### GFRC WOOD GRAIN COLOR OPTIONS

When ordering, specify the color by adding the color code to the end of the Part #.  
Example: Coronado Fire Pit in Ivory = OPT-COR48-IVY

## Tacoma Black & White Fire Table White Top & Black Powder Coat Base

Includes access door for 20lb propane tank storage.

OPT-TACPC4830-BWC Match Lit  
OPT-TACPC4830FSML-BWC Flame Sense  
OPT-TACPC4830EKIT-BWC Plug & Play

- » Dimensions: 48" x 30"
- » Height: 24"
- » Base Dimensions: 33" x 18"
- » Overhang: 4"
- » Burning Area: 30" x 8"
- » BTUs: 40K
- » Suggested Fire Glass: 25 lbs.



### Bullet Burner Upgrades

Unit	Stainless Steel Bullet Burner
48" Tacoma	OPT-B24SST

### Optional Accessories

Canvas Cover	OPT-CVR-4830-24H
Stainless Steel Lid	OPT-RC1032
Glass Wind Guard	OPT-WG-3412

## Tacoma Slate Fire Table - GFRC Top & Metal Powder Coat Base

Includes access door for 20lb propane tank storage.

OPT-TACS4830 Match Lit  
OPT-TACS4830FSML Flame Sense  
OPT-TACS4830EKIT Plug & Play

- » Dimensions: 48" x 30"
- » Height: 24"
- » Base Dimensions: 33" x 18"
- » Overhang: 4"
- » Burning Area: 30" x 8"
- » BTUs: 40K
- » Suggested Fire Glass: 25 lbs.



### Bullet Burner Upgrades

Unit	Stainless Steel Bullet Burner
48" Tacoma	OPT-B24SST

### Optional Accessories

Canvas Cover	OPT-CVR-4830-24H
Stainless Steel Lid	OPT-RC1032
Glass Wind Guard	OPT-WG-3412

## Merona Fire Table - SS Top & Metal Base

Includes access door for 20 lbs propane tank storage

TOP-MC4622	Match Lit
TOP-MC4622FSML	Flame Sense
TOP-MC4622EKIT	Plug & Play
TOP-MCCPR4622	Hammered Copper
TOP-MCCS4622	Corten Steel
TOP-MCSS4622	Stainless Steel

- » Dimensions: 46" x 22"
- » Height: 24"
- » Burning Area: 30" x 8"
- » Weight: 195 Lbs.
- » BTU: 40K
- » Sugg. Fire Glass: 25 lbs.
- » Material: Metal Body / Stainless Steel Top
- » Finish: Metal Base / Brushed Stainless Steel



### Optional Accessories

<b>Canvas Cover</b>	OPT-CVR-4622-24H
<b>Stainless Steel Lid</b>	OPT-RC1032
<b>Glass Wind Guard</b>	OPT-WG-3412

### Bullet Burner Upgrades

<b>Unit</b>	<b>Stainless Steel Bullet Burner</b>
46" Merona	OPT-B24SST



## Merona Fire Table - Black & White White Top & Black Powder Coat Base

Includes access door for 20 lbs propane tank storage

TOP-MC4622-BWC	Match Lit
TOP-MC4622FSML-BWC	Flame Sense
TOP-MC4622EKIT-BWC	Plug & Play

- » Dimensions: 46" x 22"
- » Height: 24"
- » Burning Area: 30" x 8"
- » Weight: 195 Lbs.
- » BTU: 40K
- » Sugg. Fire Glass: 25 lbs.



### Optional Accessories

<b>Canvas Cover</b>	OPT-CVR-4622-24H
<b>Stainless Steel Lid</b>	OPT-RC1032
<b>Glass Wind Guard</b>	OPT-WG-3412

### Bullet Burner Upgrades

<b>Unit</b>	<b>Stainless Steel Bullet Burner</b>
46" Merona	OPT-B24SST

### POWDER COAT COLOR OPTIONS

When ordering, specify the powder coat color by adding the color code to the end of the Part #. **Example:** White Coronado Fire Pit = OPT-CORPC48-WHT

<b>White</b> -WHT	<b>Gray</b> -GRY	<b>Pewter</b> -PEW	<b>Black</b> -BLK	<b>Silver Vein</b> -SLV	<b>Copper Vein</b> -CPV	<b>Java</b> -JAV
----------------------	---------------------	-----------------------	----------------------	----------------------------	----------------------------	---------------------





## Vista Fire Pit - Metal Collection

Includes door for propane tank storage

OPT-FPT2500	Hammered Copper
OPT-FPTCS2500	Corten Steel
OPT-FPTSS2500	Stainless Steel
OPT-FPTPC2500	Powder Coat

- » Dimensions: 24" x 24"
- » Base Dimensions: 16" x 16"
- » Height: 24"
- » Burning Area: 16" x 16" x 2"
- » Weight: 165 lbs.
- » BTU: 45K
- » Sugg. Fire Glass: 25 lbs.
- » Material: Copper
- » Finish: Patina Copper



### Optional Accessories

<b>Canvas Cover</b>	OPT-CVR-2424-24H
<b>Stainless Steel Lid</b>	OPT-18SC

### Bullet Burner Upgrades

<b>Unit</b>	<b>Stainless Steel Bullet Burner</b>
24" Vista	OPT-BRDSS8



## Martillo Fire Pit - Metal Collection

Includes door for propane tank storage

OPT-48RM	Hammered Copper
OPT-48RMCS	Corten Steel
OPT-48RMSS	Stainless Steel
OPT-48RMPC	Powder Coat

- » Diameter: 48"
- » Height: 24"
- » Base Diameter: 30"
- » Burning Area: 24"
- » Weight: 105 lbs.
- » BTU: 65K
- » Sugg. Fire Glass: 50 lbs.
- » Material: Copper



### Optional Accessories

<b>Canvas Cover</b>	OPT-CVR-48R-24H
<b>Stainless Steel Lid</b>	OPT-26RC

### Bullet Burner Upgrades

<b>Unit</b>	<b>Stainless Steel Bullet Burner</b>
48" Martillo	OPT-BRDSS12



## Heikō Fire Pit - GFRC Concrete

Does not include door for propane tank storage.

OPT-5844HK	Match Lit
OPT-5844HKE12V	Low Voltage
OPT-5844HK110V	Plug & Play

- » Dimensions: 58.5" x 44.5"
- » Height: 15"
- » Base Dimensions: 52.5" x 38.5"
- » Burning Area: 32.5" x 19.75"
- » BTU: 95K
- » Sugg. Fire Glass: 50 lbs.

### Optional Accessories

<b>Canvas Cover</b>	OPT-HKCVR-15H
<b>Stainless Steel Lid</b>	OPT-HK3421RC

### Bullet Burner Upgrades

<b>Unit</b>	<b>Stainless Steel Bullet Burner</b>
58" Heikō	OPT-B25SSH

## Fresno Fire Pit - Wood Grain Top & Powder Coat Base

Includes door for propane tank storage

### 43" Fresno Fire Table

OPT-FRS43	Match Lit Ignition
OPT-FRS43FSML	Flame Sense
OPT-FRS43EKIT	Plug & Play

- » Diameter: 43"
- » Base Diameter: 24"
- » Height: 24"
- » Burning Area: 19"
- » Weight: 285 lbs.
- » BTU: 65K
- » Sugg. Fire Glass: 30 lbs.

### 60" Fresno Fire Table

OPT-FRS60	Match Lit Ignition
OPT-FRS60FSML	Flame Sense
OPT-FRS60EKIT	Plug & Play

- » Diameter" 60"
- » Base Diameter: 24"
- » Height: 24"
- » Burning Area: 31"
- » Weight: 285 lbs.
- » BTU: 190K
- » Sugg. Fire Glass: 30 lbs.

### Bullet Burner Upgrades

Unit	Stainless Steel Bullet Burner
43" Fresno	OPT-BRDSS12
60" Fresno	OPT-BRDSS24

### Optional Accessories

Unit	Canvas Cover	Stainless Lid
43" Fresno	OPT-CVR-43R-24H	OPT-23RC
60" Fresno	OPT-CVR-60R-24H	OPT-35RC



Ivory Top & Black Base  
OPT-FRS43-IVYBLK



Ivory Top & Java Base  
OPT-FRS43-IVYJAV



Oak Top & Java Base  
OPT-FRS43-OAKJAV



Oak Top & Black Base  
OPT-FRS43-OAKBLK



## Sequoia Wood Grain Fire Pit - 16" Tall

Does not include door for propane tank storage.

### 42" Sequoia Fire Pit

OPT-SEQ42LW	Match Lit Ignition
OPT-SEQ42LWFSML	Flame Sense
OPT-SEQ42LWEKIT	Plug & Play

- » Diameter: 42"
- » Height: 16"
- » Burn Area: 19"
- » BTUs: 65K
- » Sugg. Fire Glass: 30 lbs.

### 60" Sequoia Fire Pit

OPT-SEQ60LW	Match Lit Ignition
OPT-SEQ60LWFSML	Flame Sense
OPT-SEQ60LWEKIT	Plug & Play

- » Diameter: 60"
- » Height: 16"
- » Burn Area: 31"
- » BTUs: 160K
- » Sugg. Fire Glass: 30 lbs.

### Optional Accessories

Unit	Canvas Cover	Stainless Lid
42" Sequoia	OPT-CVR-42R-16H	OPT-23RC
60" Sequoia	OPT-CVR-60R-16H	OPT-35RC

### Bullet Burner Upgrades

Unit	Stainless Steel Bullet Burner
42" Sequoia	OPT-BRDSS12
60" Sequoia	OPT-BRDSS18

## Sequoia Wood Grain Fire Pit - 24" Tall

Includes access door for 20lb propane tank storage.

### 42" Sequoia Fire Pit

OPT-SEQ42	Match Lit Ignition
OPT-SEQ42FSML	Flame Sense
OPT-SEQ42EKIT	Plug & Play

- » Diameter: 42"
- » Height: 24"
- » Burn Area: 19"
- » BTUs: 65K
- » Sugg. Fire Glass: 30 lbs.

### 60" Sequoia Fire Pit

OPT-SEQ60	Match Lit Ignition
OPT-SEQ60FSML	Flame Sense
OPT-SEQ60EKIT	Plug & Play

- » Diameter: 60"
- » Height: 24"
- » Burn Area: 31"
- » BTUs: 160K
- » Sugg. Fire Glass: 30 lbs.







42" (16" - TALL) OAK FINISH







120" IVORY SHOWN

## Laguna Wood Grain Fire Pit - Concrete

Includes access door for 20lb propane tank storage.

### 120" x 60" Laguna Fire Table

OPT-LGNGF120 Match Lit  
OPT-LGNGF120FSML Flame Sense  
OPT-LGNGF120EKIT Plug & Play

- » Dimensions: 120" x 60"
- » Height: 42"
- » Burning Area: 78" x 12"
- » Overhang: 12"
- » Weight: 1465 lbs.
- » BTU: 110K
- » Sugg. Fire Glass: 125 lbs.

### 144" x 60" Laguna Fire Table

OPT-LGNGF144 Match Lit  
OPT-LGNGF144FSML Flame Sense  
OPT-LGNGF144EKIT Plug & Play

- » Dimensions: 144" x 60"
- » Height: 42"
- » Burning Area: 102" x 12"
- » Overhang: 12"
- » Weight: 1750 lbs.
- » BTU: 150K
- » Sugg. Fire Glass: 175 lbs.



### Bullet Burner Upgrades

Unit	Stainless Steel Bullet Burner
120" Laguna	OPT-B66SST
144" Laguna	OPT-B90SST

### Optional Accessories

Unit	Canvas Cover	Stainless Lid	Glass Wind Guard
120" Laguna	OPT-CVR-12060-42H	OPT-RC1682	OPT-WG-8216
144" Laguna	OPT-CVR-14460-42H	OPT-RC16106	OPT-WG-10616

## The Grove Wood Grain Fire Table - Concrete

Includes access door for 20lb propane tank storage.

OPT-GRVWG60 Match Lit  
OPT-GRVWG60FSML Flame Sense  
OPT-GRVWG60EKIT Plug & Play

- » Dimensions: 60" x 28"
- » Height: 24"
- » Base Dimensions: 48" x 22"
- » Burning Area: 30" x 10"
- » Weight: 235 lbs.
- » BTU: 40K
- » Sugg. Fire Glass: 50 lbs.




### Bullet Burner Upgrades

Unit	Stainless Steel Bullet Burner
60" Grove	OPT-B24SST

### Optional Accessories

Canvas Cover	OPT-CVR-6028-24H
Stainless Steel Lid	OPT-RC1232
Glass Wind Guard	OPT-WG-3414



### GFRC WOOD GRAIN COLOR OPTIONS

When ordering, specify the color by adding the color code to the end of the Part #.  
Example: Coronado Fire Pit in Ivory = OPT-COR48-IVY

## Outback Fire Pit

This table features a cut-out design backed by a plate with the same powder coated finish  
Concrete Top, Powder Coated Base.  
Includes door for propane tank storage.

### Cattle Ranch Version

OPT-OBCR6036PC Powder Coat Base  
OPT-OBCR6036CS Corten Steel Base

### Deer Country Version

OPT-OBDC6036PC Powder Coat Base  
OPT-OBDC6036CS Corten Steel Base

- » Dimensions: 60" x 36"
- » Base: 42" x 22"
- » Height: 24"
- » Burning Area: 31" x 11"
- » Weight: 265 lbs.
- » BTU: 70K
- » Sugg. Fire Glass: 20 lbs.



### Bullet Burner Upgrades

Unit	Stainless Steel Bullet Burner
60" Outback	OPT-B18SSH



CATTLE RANCH VERSION WITH  
POWDER COAT BASE / COFFEE TOP SHOWN



DEER COUNTRY VERSION  
CORTEN STEEL BASE / COFFEE TOP SHOWN



CATTLE RANCH VERSION  
WITH BROWN TOP SHOWN



## Outback Fire Pit

This table features a cut-out design backed by a plate with the same powder coated finish  
Concrete Top, Powder Coated Base.  
Includes door for propane tank storage.

### Cattle Ranch Version

OPT-OBRCR46 Match Lit  
OPT-OBRCR46FSML Flame Sense  
OPT-OBRCR46E110 Plug & Play

### Deer Country Version

OPT-OBRDC46 Match Lit  
OPT-OBRDC46FSML Flame Sense  
OPT-OBRDC46E110 Plug & Play

- » Diameter: 46"
- » Base: 28"
- » Height: 24"
- » Burning Area: 21"
- » Weight: 210 lbs.
- » BTU: 65K
- » Sugg. Fire Glass: 20 lbs.



## San Juan Fire Pit - Metal Collection

Features access door for propane tank storage.

**\*Horizontal Propane Tank not included**

### 48" San Juan Fire Pit

OPT-SANJCPR48	Hammered Copper
OPT-SANJCS48	Corten Steel
OPT-SANJSS48	Stainless Steel
OPT-SANJPC48	Powder Coat

- » Dimensions: 48" x 28"
- » Height: 18"
- » Burning Area: 24" x 10"
- » Base: 40" x 20.5"
- » BTU: 70K
- » Sugg. Fire Glass: 50 lbs.

### 72" San Juan Fire Pit

OPT-SANJCPR72	Hammered Copper
OPT-SANJCS72	Corten Steel
OPT-SANJSS72	Stainless Steel
OPT-SANJPC72	Powder Coat

- » Dimensions: 72" x 28"
- » Height: 18"
- » Burning Area: 36" x 10"
- » Base: 64" x 20.5"
- » BTU: 110K
- » Sugg. Fire Glass: 50 lbs.



### 60" San Juan Fire Pit

OPT-SANJCPR60	Hammered Copper
OPT-SANJCS60	Corten Steel
OPT-SANJSS60	Stainless Steel
OPT-SANJPC60	Powder Coat

- » Dimensions: 60" x 28"
- » Height: 18"
- » Burning Area: 30" x 10"
- » Base: 52" x 20.5"
- » BTU: 90K
- » Sugg. Fire Glass: 50 lbs.

### 84" San Juan Fire Pit

OPT-SANJCPR84	Hammered Copper
OPT-SANJCS84	Corten Steel
OPT-SANJSS84	Stainless Steel
OPT-SANJPC84	Powder Coat

- » Dimensions: 84" x 28"
- » Height: 18"
- » Burning Area: 42" x 10"
- » Base: 76" x 20.5"
- » BTU: 130K
- » Sugg. Fire Glass: 100 lbs.

### 96" San Juan Fire Pit

OPT-SANJCPR96	Hammered Copper
OPT-SANJCS96	Corten Steel
OPT-SANJSS96	Stainless Steel
OPT-SANJPC96	Powder Coat

- » Dimensions: 96" x 28"
- » Height: 18"
- » Burning Area: 48" x 10"
- » Base: 88" x 20.5"
- » BTU: 150K
- » Sugg. Fire Glass: 100 lbs.

### Optional Accessories

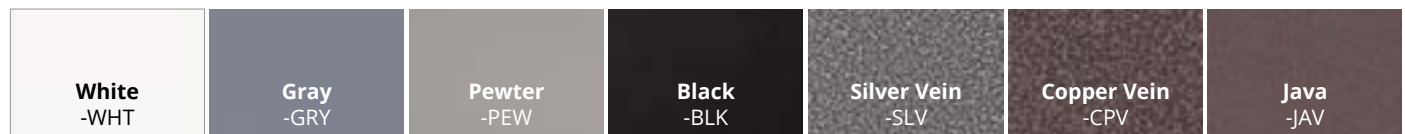
Unit	Canvas Cover
48" San Juan	OPT-CVR-4828-18H
60" San Juan	OPT-CVR-6028-18H
72" San Juan	OPT-CVR-7228-18H
84" San Juan	OPT-CVR-8428-18H
96" San Juan	OPT-CVR-9628-18H

### Bullet Burner Upgrades

Unit	Stainless Steel Bullet Burner	Unit	Stainless Steel Bullet Burner	Unit	Stainless Steel Bullet Burner
48" San Juan	OPT-B18SSH	72" San Juan	OPT-B30SSH	96" San Juan	OPT-B42SSH
60" San Juan	OPT-B24SSH	84" San Juan	OPT-B36SSH		

### POWDER COAT COLOR OPTIONS

When ordering, specify the powder coat color by adding the color code to the end of the Part #. **Example:** White Coronado Fire Pit = OPT-CORPC48-WHT



48" WHITE POWDER COAT SHOWN



## Tidal Fire Pit - Metal Collection

Includes access door for 20 lbs propane tank storage

- OPT-TIDCPR48 Hammered Copper
- OPT-TIDCS48 Corten Steel
- OPT-TIDSS48 Stainless Steel
- OPT-TIDPC48 Powder Coat

- » Dimensions: 48" x 24"
- » Height: 24"
- » Burning Area: 30" x 8"
- » Weight: 100 lbs.
- » BTU: 40K
- » Sugg. Fire Glass: 75 lbs.



### Bullet Burner Upgrades

Unit	Stainless Steel Bullet Burner
48" Tidal	OPT-B24SST

### Optional Accessories

Canvas Cover	OPT-CVR-4824-24H
Stainless Steel Lid	OPT-RC1032
Glass Wind Guard	OPT-WG-2828



## Whitney Fire Pit - Metal Collection

Includes access door for 20 lbs propane tank storage

### 48" Whitney Fire Pit

- OPT-WHTCPR48 Hammered Copper
- OPT-WHTCS48 Corten Steel
- OPT-WHTSS48 Stainless Steel
- OPT-WHTPC48 Powder Coat

- » Outer Dimensions: 48" x 48"
- » Inner Dimensions: 24" x 24"
- » Width: 24"
- » Height: 24"
- » Burning Area: 36" x 36" x 10"
- » BTUs: 95K
- » Sugg. Fire Glass: 100 lbs.

### 60" Whitney Fire Pit

- OPT-WHTCPR60 Hammered Copper
- OPT-WHTCS60 Corten Steel
- OPT-WHTSS60 Stainless Steel
- OPT-WHTPC60 Powder Coat

- » Outer Dimensions: 60" x 60"
- » Inner Dimensions: 36" x 36"
- » Width: 36"
- » Height: 24"
- » Burning Area: 48" x 48" x 10"
- » BTUs: 130K
- » Sugg. Fire Glass: 100 lbs.

### 72" Whitney Fire Pit

- OPT-WHTCPR72 Hammered Copper
- OPT-WHTCS72 Corten Steel
- OPT-WHTSS72 Stainless Steel
- OPT-WHTPC72 Powder Coat

- » Outer Dimensions: 72" x 72"
- » Inner Dimensions: 48" x 48"
- » Width: 48"
- » Height: 24"
- » Burning Area: 60" x 60" x 10"
- » BTUs: 170K
- » Sugg. Fire Glass: 125 lbs.

### Optional Accessories

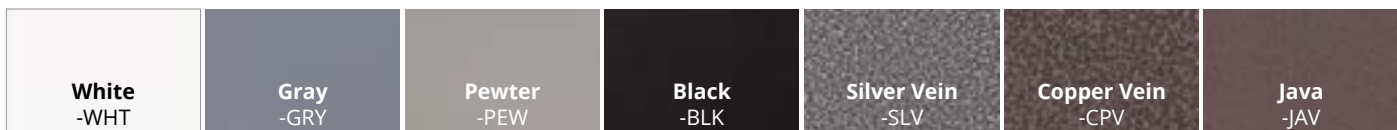
Unit	Canvas Cover	Stainless Lid
48" Whitney	OPT-WHTCVR-484824-24H	OPT-WHTRC-383812
60" Whitney	OPT-WHTCVR-606036-24H	OPT-WHTRC-505012
72" Whitney	OPT-WHTCVR-727248-24H	OPT-WHTRC-626212

### Bullet Burner Upgrades

Unit	Stainless Steel Bullet Burner
48" Whitney	OPT-WHTB2828SST
60" Whitney	OPT-WHTB3939SST
72" Whitney	OPT-WHTB5151SST

## POWDER COAT COLOR OPTIONS

When ordering, specify the powder coat color by adding the color code to the end of the Part #. **Example:** White Coronado Fire Pit = OPT-CORPC48-WHT



## Dana Fire Pit - Powder Coat

Includes access door for 20 lbs propane tank storage

OPT-DANCPR60	Hammered Copper
OPT-DANCS60	Corten Steel
OPT-DANSS60	Stainless Steel
OPT-DANPC60	Powder Coat

- » Dimensions: 60" x 28"
- » Height: 24"
- » Burn Area: 12" x 12"
- » Ice Chest: 13"
- » Weight: 315 lbs.
- » BTU: 45K
- » Sugg. Fire Glass: 50 lbs.
- » Material: Steel
- » Finish: Powder Coat



### Bullet Burner Upgrades

Unit	Stainless Steel Bullet Burner
60" Dana	OPT-BRDSS8

### Optional Accessories

<b>Canvas Cover</b>	OPT-DANCVR-6028-24H
<b>Stainless Steel Lid</b>	OPT-14SC
<b>Glass Wind Guard</b>	OPT-WG-1414

## Alto Fire Pit - Metal Collection

Includes access door for 20 lbs propane tank storage

### 66" x 28" Alto Fire Pit

OPT-ALTCPR66	Hammered Copper
OPT-ALTCS66	Corten Steel
OPT-ALTSS66	Stainless Steel
OPT-ALTPC66	Powder Coat

- » Dimensions: 66" x 28"
- » Height: 24"
- » Burn Area Height: 8"
- » Burning Area: 24" x 10"
- » Weight: 160 lbs.
- » BTU: 30K
- » Sugg. Fire Glass: 25 lbs.

### 78" x 28" Alto Fire Pit

OPT-ALTCPR78	Hammered Copper
OPT-ALTCS78	Corten Steel
OPT-ALTSS78	Stainless Steel
OPT-ALTPC78	Powder Coat

- » Dimensions: 78" x 28"
- » Height: 24"
- » Burn Area Height: 8"
- » Burning Area: 36" x 10"
- » Weight: 185 lbs.
- » BTU: 50K
- » Sugg. Fire Glass: 25 lbs.

### Bullet Burner Upgrades

Unit	Stainless Steel Bullet Burner
66" Alto	OPT-B18SST
78" Alto	OPT-B30SST

### Optional Accessories

Unit	Canvas Cover	Stainless Lid	Glass Wind Guard
66" Alto	OPT-ALTCVR-6628	OPT-RC1226	OPT-WG-2814
78" Alto	OPT-ALTCVR-7828	OPT-RC1238	OPT-WG-4014



## POWDER COAT COLOR OPTIONS

When ordering, specify the powder coat color by adding the color code to the end of the Part #. **Example:** White Coronado Fire Pit = OPT-CORPC48-WHT

<b>White</b> -WHT	<b>Gray</b> -GRY	<b>Pewter</b> -PEW	<b>Black</b> -BLK	<b>Silver Vein</b> -SLV	<b>Copper Vein</b> -CPV	<b>Java</b> -JAV
----------------------	---------------------	-----------------------	----------------------	----------------------------	----------------------------	---------------------



## Imperial Fire Pit - 15" Tall - Metal Collection

Does not include door for propane tank storage.

### 60" x 30" Imperial Fire Pit

OPT-IMCPR6015	Hammered Copper
OPT-IMCS6015	Corten Steel
OPT-IMSS6015	Stainless Steel
OPT-IMPC6015	Powder Coat

### 72" x 30" Imperial Fire Pit

OPT-IMCPR7215	Hammered Copper
OPT-IMCS7215	Corten Steel
OPT-IMSS7215	Stainless Steel
OPT-IMPC7215	Powder Coat

## Imperial Fire Pit - 24" Tall - Metal Collection

Includes access door for 20 lbs propane tank storage

### 60" x 30" Imperial Fire Pit

OPT-IMCPR6024	Hammered Copper
OPT-IMCS6024	Corten Steel
OPT-IMSS6024	Stainless Steel
OPT-IMPC6024	Powder Coat

- » Dimensions: 60" x 30"
- » Height: 15"/24"
- » Burning Area: 30" x 10"
- » Weight: 105/135 lbs.
- » BTU: 40K
- » Sugg. Fire Glass: 50 lbs.

### 72" x 30" Imperial Fire Pit

OPT-IMCPR7224	Hammered Copper
OPT-IMCS7224	Corten Steel
OPT-IMSS7224	Stainless Steel
OPT-IMPC7224	Powder Coat

- » Dimensions: 72" x 30"
- » Height: 15"/24"
- » Burning Area: 42" x 10"
- » Weight: 125/165 lbs.
- » BTU: 60K
- » Sugg. Fire Glass: 50 lbs.

### Bullet Burner Upgrades

Unit	Stainless Steel Bullet Burner
66" Imperial	OPT-B24SST
78" Imperial	OPT-B36SST

### Optional Accessories

Unit	Canvas Cover-15"	Canvas Cover-24"	Stainless Lid	Glass Wind Guard
66" Imperial	OPT-CVR-6030-15H	OPT-CVR-6030-24H	OPT-RC1232	OPT-WG-3414
78" Imperial	OPT-CVR-7230-15H	OPT-CVR-7230-24H	OPT-RC1244	OPT-WG-4614

## Dixie Fire Pit - Metal Collection

Includes access door for 20 lbs propane tank storage

### 60" x 24" Fremont Fire Pit

OPT-DXCPR60	Hammered Copper
OPT-DXCS60	Corten Steel
OPT-DXSS60	Stainless Steel
OPT-DXPC60	Powder Coat

- » Dimensions: 60" x 24"
- » Height: 24"
- » Burning Area: 36" x 8"
- » Weight: 115 lbs.
- » BTU: 50K
- » Sugg. Fire Glass: 50 lbs.

### 72" x 24" Fremont Fire Pit

OPT-DXCPR72	Hammered Copper
OPT-DXCS72	Corten Steel
OPT-DXSS72	Stainless Steel
OPT-DXPC72	Powder Coat

- » Dimensions: 72" x 24"
- » Height: 24"
- » Burning Area: 48" x 8"
- » Weight: 180 lbs.
- » BTU: 60K
- » Sugg. Fire Glass: 50 lbs.

### Optional Accessories

Unit	Canvas Cover	Stainless Lid
60" Dixie	OPT-DXCVR-6024	OPT-DXRC-1038
72" Dixie	OPT-DXCVR-7224	OPT-DXRC-1050

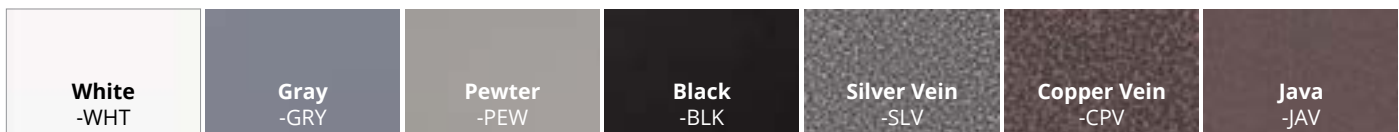
### Bullet Burner Upgrades

Unit	Stainless Steel Bullet Burner
60" Dixie	OPT-B30SST
72" Dixie	OPT-B36SST



## POWDER COAT COLOR OPTIONS

When ordering, specify the powder coat color by adding the color code to the end of the Part #. **Example:** White Coronado Fire Pit = OPT-CORPC48-WHT





## Vallejo Fire Pit - Metal Collection

Includes access door for 20 lbs propane tank storage

### 60" x 36" Vallejo Fire Table

OPT-VALCPR60	Hammered Copper
OPT-VALCS60	Corten Steel
OPT-VALSS60	Stainless Steel
OPT-VALPC60	Powder Coat

- » Dimensions: 60" x 36"
- » Base Dimensions: 48" x 24"
- » Overhang: 6"
- » Height: 24"
- » Burning Area: 30" x 10"
- » Weight: 115 lbs.
- » BTU: 40K
- » Sugg. Fire Glass: 50 lbs.

### 72" x 36" Vallejo Fire Table

OPT-VALCPR72	Hammered Copper
OPT-VALCS72	Corten Steel
OPT-VALSS72	Stainless Steel
OPT-VALPC72	Powder Coat

- » Dimensions: 72" x 36"
- » Base Dimensions: 60" x 24"
- » Overhang: 6"
- » Height: 24"
- » Burning Area: 42" x 10"
- » Weight: 165 lbs.
- » BTU: 60K
- » Sugg. Fire Glass: 50 lbs.



### Optional Accessories

Unit	Canvas Cover	Stainless Lid	Glass Wind Guard
60" Vallejo	OPT-CVR-6036-24H	OPT-RC1232	OPT-WG-3414
72" Vallejo	OPT-CVR-7236-24H	OPT-RC1244	OPT-WG-4614

### Bullet Burner Upgrades

Unit	Stainless Steel Bullet Burner
60" Vallejo	OPT-B24SST
72" Vallejo	OPT-B36SST



## Vernon Fire Pit - Stainless Steel

Cannot store propane tank.

OPT-VRNSS

- » Dimensions: 86" x 24"
- » Height: 27"
- » Burning Area: 30" x 8" x 2"
- » Weight: 185 lbs.
- » BTU: 40K
- » Sugg. Fire Glass: 25 lbs.
- » Material: Stainless Steel
- » Finish: Brushed



### Bullet Burner Upgrades

Unit	Stainless Steel Bullet Burner
86" Vernon	OPT-B24SST

### Optional Accessories

<b>Canvas Cover</b>	OPT-CVR-8624-27H
<b>Stainless Steel Lid</b>	OPT-RC1032
<b>Glass Wind Guard</b>	OPT-WG-3413

## Frisco Fire Pit - Metal Collection

Does not include access door.

### 68" Frisco Fire Table

OPT-FRSCPR68	Hammered Copper
OPT-FRSCS68	Corten Steel
OPT-FRSSS68	Stainless Steel
OPT-FRSPC68	Powder Coat

- » Table Top Diameter: 48"
- » Overall Diameter: 68"
- » Burning Area: 19"
- » Height: 24"
- » Lower Clearance: 20"
- » Weight: 240 lbs.
- » BTU: 65K
- » Sugg. Fire Glass: 30 lbs.

### 80" Frisco Fire Table

OPT-FRSCPR80	Hammered Copper
OPT-FRSCS80	Corten Steel
OPT-FRSSS80	Stainless Steel
OPT-FRSPC80	Powder Coat

- » Table Top Diameter: 60"
- » Overall Diameter: 80"
- » Burning Area: 25"
- » Height: 24"
- » Lower Clearance: 20"
- » Weight: 285 lbs.
- » BTU: 160K
- » Sugg. Fire Glass: 50 lbs.

### Bullet Burner Upgrades

Unit	Stainless Steel Bullet Burner
68" Frisco	OPT-BRDSS12
80" Frisco	OPT-BRDSS18



### Optional Accessories

Unit	Canvas Cover	Stainless Lid
68" Frisco	OPT-CVR-68R-24H	OPT-23RC
80" Frisco	OPT-CVR-80R-24H	OPT-29RC

The Outdoor Plus individually handcrafts all products shown here. Finishes are subject to slight texture/color variations.



## Calabajas Fire Table - Metal Collection

Does not include access door.

### 60" x 28" Calabajas Fire Table

OPT-CLBCPR60	Hammered Copper
OPT-CLBCS60	Corten Steel
OPT-CLBSS60	Stainless Steel
OPT-CLBPC60	Powder Coat

- » Dimensions: 60" x 28"
- » Height: 24"
- » Burning Area: 30" x 10"
- » Weight: 135 lbs.
- » BTU: 40K
- » Sugg. Fire Glass: 25 lbs.

### 72" x 28" Calabajas Fire Table

OPT-CLBCPR72	Hammered Copper
OPT-CLBCS72	Corten Steel
OPT-CLBSS72	Stainless Steel
OPT-CLBPC72	Powder Coat

- » Dimensions: 72" x 28"
- » Height: 24"
- » Burning Area: 42" x 10"
- » Weight: 165 lbs.
- » BTU: 60K
- » Sugg. Fire Glass: 25 lbs.

### 84" x 36" Calabajas Fire Table

OPT-CLBCPR84	Hammered Copper
OPT-CLBCS84	Corten Steel
OPT-CLBSS84	Stainless Steel
OPT-CLBPC84	Powder Coat

- » Dimensions: 84" x 36"
- » Height: 24"
- » Burning Area: 54" x 10"
- » Weight: 200 lbs.
- » BTU: 80K
- » Sugg. Fire Glass: 25 lbs.

### 96" x 36" Calabajas Fire Table

OPT-CLBCPR96	Hammered Copper
OPT-CLBCS96	Corten Steel
OPT-CLBSS96	Stainless Steel
OPT-CLBPC96	Powder Coat

- » Dimensions: 96" x 36"
- » Height: 24"
- » Burning Area: 66" x 10"
- » Weight: 235 lbs.
- » BTU: 100K
- » Sugg. Fire Glass: 25 lbs.

### Optional Accessories

Unit	Canvas Cover	Stainless Lid	Glass Wind Guard
60" Calabajas	OPT-CVR-6028-24H	OPT-RC1232	OPT-WG-3414
72" Calabajas	OPT-CVR-7228-24H	OPT-RC1244	OPT-WG-4614
84" Calabajas	OPT-CVR-8436-24H	OPT-RC1256	OPT-WG-5814
96" Calabajas	OPT-CVR-9636-24H	OPT-RC1268	OPT-WG-7014

### Bullet Burner Upgrades

Unit	Stainless Steel Bullet Burner
60" Calabajas	OPT-B24SST
72" Calabajas	OPT-B36SST
84" Calabajas	OPT-B48SST
96" Calabajas	OPT-B60SST



## Maywood Fire Table - Metal Collection

Includes access door for 20 lbs propane tank storage

### 60" x 28" Maywood Fire Table

OPT-MYWCPR60	Hammered Copper
OPT-MYWCS60	Corten Steel
OPT-MYWSS60	Stainless Steel
OPT-MYWPC60	Powder Coat

- » Dimensions: 60" x 28"
- » Height: 24"
- » Burning Area: 30" x 10"
- » Weight: 145 lbs.
- » BTU: 40K
- » Sugg. Fire Glass: 25 lbs.

### 72" x 28" Maywood Fire Table

OPT-MYWCPR72	Hammered Copper
OPT-MYWCS72	Corten Steel
OPT-MYWSS72	Stainless Steel
OPT-MYWPC72	Powder Coat

- » Dimensions: 72" x 28"
- » Height: 24"
- » Burning Area: 42" x 10"
- » Weight: 175 lbs.
- » BTU: 60K
- » Sugg. Fire Glass: 25 lbs.

### 84" x 36" Maywood Fire Table

OPT-MYWCPR84	Hammered Copper
OPT-MYWCS84	Corten Steel
OPT-MYWSS84	Stainless Steel
OPT-MYWPC84	Powder Coat

- » Dimensions: 84" x 36"
- » Height: 24"
- » Burning Area: 54" x 10"
- » Weight: 210 lbs.
- » BTU: 80K
- » Sugg. Fire Glass: 25 lbs.

### 96" x 36" Maywood Fire Table

OPT-MYWCPR96	Hammered Copper
OPT-MYWCS96	Corten Steel
OPT-MYWSS96	Stainless Steel
OPT-MYWPC96	Powder Coat

- » Dimensions: 96" x 36"
- » Height: 24"
- » Burning Area: 66" x 10"
- » Weight: 245 lbs.
- » BTU: 100K
- » Sugg. Fire Glass: 25 lbs.

### Optional Accessories

Unit	Canvas Cover	Stainless Lid	Glass Wind Guard
60" Maywood	OPT-CVR-6028-24H	OPT-RC1232	OPT-WG-3414
72" Maywood	OPT-CVR-7228-24H	OPT-RC1244	OPT-WG-4614
84" Maywood	OPT-CVR-8436-24H	OPT-RC1256	OPT-WG-5814
96" Maywood	OPT-CVR-9636-24H	OPT-RC1268	OPT-WG-7014

### Bullet Burner Upgrades

Unit	Stainless Steel Bullet Burner
60" Maywood	OPT-B24SST
72" Maywood	OPT-B36SST
84" Maywood	OPT-B48SST
96" Maywood	OPT-B60SST



## Moonstone Fire Pit - Black & White

### Black Top & White Powder Coat Base

Features access door for propane tank storage.

**\*Horizontal Propane Tank not included**

#### 60" Moonstone Fire Pit

OPT-60MST-BWC Match Lit Ignition  
OPT-60MSTFSML-BWC Flame Sense  
OPT-60MSTEKIT-BWC Plug & Play

- » Dimensions: 60" x 30"
- » Height: 16"
- » Burning Area: 30" x 10"
- » BTU: 40K
- » Sugg. Fire Glass: 50 lbs.

#### 84" Moonstone Fire Pit

OPT-84MST-BWC Match Lit Ignition  
OPT-84MSTFSML-BWC Flame Sense  
OPT-84MSTEKIT-BWC Plug & Play

- » Dimensions: 84" x 30"
- » Height: 16"
- » Burning Area: 54" x 10"
- » BTU: 80K
- » Sugg. Fire Glass: 100 lbs.

#### 72" Moonstone Fire Pit

OPT-72MST-BWC Match Lit Ignition  
OPT-72MSTFSML-BWC Flame Sense  
OPT-72MSTEKIT-BWC Plug & Play

- » Dimensions: 72" x 30"
- » Height: 16"
- » Burning Area: 48" x 10"
- » BTU: 60K
- » Sugg. Fire Glass: 50 lbs.

#### 96" Moonstone Fire Pit

OPT-96MST-BWC Match Lit Ignition  
OPT-96MSTFSML-BWC Flame Sense  
OPT-96MSTEKIT-BWC Plug & Play

- » Dimensions: 96" x 30"
- » Height: 16"
- » Burning Area: 66" x 10"
- » BTU: 100K
- » Sugg. Fire Glass: 100 lbs.



#### Bullet Burner Upgrades

Unit	Stainless Steel Bullet Burner
60" Moonstone	OPT-B24SST
72" Moonstone	OPT-B36SST
84" Moonstone	OPT-B48SST
96" Moonstone	OPT-B60SST

#### Optional Accessories

Unit	Canvas Cover	Stainless Lid
60" Moonstone	OPT-CVR-6030-16H	OPT-RC1232
72" Moonstone	OPT-CVR-7230-16H	OPT-RC1250
84" Moonstone	OPT-CVR-8430-16H	OPT-RC1256
96" Moonstone	OPT-CVR-9630-16H	OPT-RC1268



60" MOONSTONE SHOWN



# FIRE PITS & FIRE TABLES

All fire pits include: Fire Pan, Burner, Key Valve, Key, Gas Hoses, Lava Rock.  
For Match Lit w/ Flame Sense add "-FSML" to part #. For Plug & Play Ignition, add "-EKIT"



## Newton Fire Pit - Powder Coat

1/2" Clear Tempered Glass Top.  
Cannot store propane tank storage.

**38" x 34" Newton Table - Floating Appearance**  
OPT-NWT138 Match Lit

**52" x 34" Newton Table - Floating Appearance**  
OPT-NWT152 Match Lit

**66" x 34" Newton Table - Floating Appearance**  
OPT-NWT166 Match Lit

**38" x 34" Newton Table - W/ Chain Support**  
OPT-NWT238 Match Lit

**52" x 34" Newton Table - W/ Chain Support**  
OPT-NWT252 Match Lit

**66" x 34" Newton Table - W/ Chain Support**  
OPT-NWT266 Match Lit

- » Dimensions: 38" x 34"
- » Base: 36" x 28"
- » Height: 22"
- » Burning Area: 18" x 8" x 2"
- » Weight: 120 lbs.
- » BTU: 20K
- » Sugg. Fire Glass: 20 lbs.

- » Dimensions: 52" x 34"
- » Base: 48" x 28"
- » Height: 22"
- » Burning Area: 24" x 8" x 2"
- » Weight: 160 lbs.
- » BTU: 30K
- » Sugg. Fire Glass: 20 lbs.

- » Dimensions: 66" x 34"
- » Base: 60" x 28"
- » Height: 22"
- » Burning Area: 36" x 8" x 2"
- » Weight: 200 lbs.
- » BTU: 40K
- » Sugg. Fire Glass: 30 lbs.

### Optional Accessories

Unit	Canvas Cover	Stainless Lid	Glass Wind Guard
38" Newton	OPT-CVR-3834-22H	OPT-RC1020	OPT-WG-2212
52" Newton	OPT-CVR-5234-22H	OPT-RC1026	OPT-WG-2812
66" Newton	OPT-CVR-6634-22H	OPT-RC1038	OPT-WG-4012

### Bullet Burner Upgrades

Unit	Stainless Steel Bullet Burner
38" Newton	OPT-B12SST
52" Newton	OPT-B18SST
66" Newton	OPT-B24SST





**-NOTE-**  
 Burn Area is off-center in 42" Isla  
 Burn Area is centered for 60" Isla

Only available in Powder Coat



Warning: Do not lay standard Propane Tank on its side  
 You may use a 10lb Propane Tank instead.  
 Horizontal Tank Not Included

For Black & White Version, add  
 "-BWC" to the end of the part  
 number.

Example: OPT-IFPPC60-BWC

## 42" Isla Fire Pit

Includes Stainless Steel Door For Propane Tank Storage.

OPT-IFP42 Match Lit  
 OPT-IFP42EKIT Plug & Play

- » Diameter: 42"
- » Height: 18"
- » Burn Area Diameter: 19"
- » BTU: 65K
- » Sugg. Fire Glass: 50 lbs.

### Bullet Burner Upgrades

Unit	Stainless Steel Bullet Burner
42" Isla	OPT-BRDSS12

### Optional Accessories

Unit	Canvas Cover	Stainless Lid
42" Isla	OPT-CVR-42R-18H	OPT-23RC

## 60" Isla Fire Pit

Includes Stainless Steel Door For Propane Tank Storage.

OPT-IFP60 Match Lit  
 OPT-IFP60EKIT Plug & Play

- » Diameter: 60"
- » Height: 18"
- » Burn Area Diameter: 25"
- » BTU: 160K
- » Sugg. Fire Glass: 50 lbs.

### Bullet Burner Upgrades

Unit	Stainless Steel Bullet Burner
60" Isla	OPT-BRDSS18

### Optional Accessories

Unit	Canvas Cover	Stainless Lid
60" Isla	OPT-CVR-60R-18H	OPT-29RC

## Isla Outdoor Collection

42" Isla Fire Pit & Gravity Lounge Chair

OPT-IFP42-GVYLC Match Lit

60" Isla Fire Pit & Gravity Lounge Chair

OPT-IFP60-GVYLC Match Lit

Gravity Lounge Chair

OPT-GVYLC

Outdoor Collection Includes 4  
 Gravity Lounge Chairs



COLLECTION SHOWN WITH 3 CHAIRS FOR DEMONSTRATION PURPOSES



## Baja Fire Pit - White Top & Black Powder Coat Base

### 42" Baja

OPT-BAJ42-BWC Match Lit  
 OPT-BAJ42FSML-BWC Flame Sense  
 OPT-BAJ42EKIT-BWC Plug & Play

- » Dimensions: 42" x 30"
- » Height: 14"
- » Burn Area: 30" x 10"
- » BTU: 40K
- » Sugg. Fire Glass: 50 lbs.

### 60" Baja

OPT-BAJ60-BWC Match Lit  
 OPT-BAJ60FSML-BWC Flame Sense  
 OPT-BAJ60EKIT-BWC Plug & Play

- » Dimensions: 60" x 30"
- » Height: 14"
- » Burn Area: 42" x 10"
- » BTU: 60K
- » Sugg. Fire Glass: 50 lbs.

### 72" Baja

OPT-BAJ72-BWC Match Lit  
 OPT-BAJ72FSML-BWC Flame Sense  
 OPT-BAJ72EKIT-BWC Plug & Play

- » Dimensions: 72" x 30"
- » Height: 14"
- » Burn Area: 54" x 10"
- » BTU: 80K
- » Sugg. Fire Glass: 75 lbs.

### 84" Baja

OPT-BAJ84-BWC Match Lit  
 OPT-BAJ84FSML-BWC Flame Sense  
 OPT-BAJ84EKIT-BWC Plug & Play

- » Dimensions: 84" x 30"
- » Height: 14"
- » Burn Area: 66" x 10"
- » BTU: 100K
- » Sugg. Fire Glass: 75 lbs.

### Bullet Burner Upgrades

Unit	Stainless Steel Bullet Burner
42" Baja	OPT-B24SSST
60" Baja	OPT-B36SSST
72" Baja	OPT-B48SSST
84" Baja	OPT-B60SSST

### Optional Accessories

Unit	Canvas Cover	Stainless Lid
42" Baja	OPT-CVR-4230-14H	OPT-RC1232
60" Baja	OPT-CVR-6030-14H	OPT-RC1244
72" Baja	OPT-CVR-7230-14H	OPT-RC1256
84" Baja	OPT-CVR-8430-14H	OPT-RC1268



## Gallaway Fire Pit - Black & White

### Black Top & White Powder Coat Base

Includes Stainless Steel Door For Propane Tank Storage.

### 42" Gallaway

OPT-GALPC42-BWC Match Lit  
 OPT-GALPC42FSML-BWC Flame Sense  
 OPT-GALPC42EKIT-BWC Plug & Play

- » Dimensions: 42" x 42"
- » Height: 18"
- » Burn Area: 24" x 15"
- » BTU: 70K
- » Sugg. Fire Glass: 50 lbs.

### 60" Gallaway

OPT-GALPC60-BWC Match Lit  
 OPT-GALPC60FSML-BWC Flame Sense  
 OPT-GALPC60EKIT-BWC Plug & Play

- » Dimensions: 60" x 60"
- » Height: 18"
- » Burn Area: 24" x 15"
- » BTU: 90K
- » Sugg. Fire Glass: 100 lbs.

### Optional Accessories

Unit	Canvas Cover
42" Gallaway	OPT-CVR-4242-18H
60" Gallaway	OPT-CVR-6060-18H

\*Horizontal Propane Tank not included

### Bullet Burner Upgrades

Unit	Stainless Steel Bullet Burner
42" Gallaway	OPT-B18SSH
60" Gallaway	OPT-B24SSH





## Gallaway Fire Pit - Metal Collection



### 42" Gallaway Fire Pit

OPT-GALCPR42	Hammered Copper
OPT-GALCS42	Corten Steel
OPT-GALSS42	Stainless Steel
OPT-GALPC42	Powder Coat

- » Dimensions: 42" x 42"
- » Height: 18"
- » Burn Area: 24" x 15"
- » BTU: 70K
- » Sugg. Fire Glass: 50 lbs.

#### Bullet Burner Upgrades

Unit	Stainless Steel Bullet Burner
42" Gallaway	OPT-18SSH

#### Optional Accessories

Unit	Canvas Cover
42" Gallaway	OPT-CVR-4242-18H

\*Propane Tank not included

### 48" Gallaway Fire Pit

OPT-GALCPR48	Hammered Copper
OPT-GALCS48	Corten Steel
OPT-GALSS48	Stainless Steel
OPT-GALPC48	Powder Coat

- » Dimensions: 48" x 48"
- » Height: 18"
- » Burn Area: 30" x 20"
- » BTU: 70K
- » Sugg. Fire Glass: 50 lbs.

#### Bullet Burner Upgrades

Unit	Stainless Steel Bullet Burner
48" Gallaway	OPT-B18SSH

#### Optional Accessories

Unit	Canvas Cover
48" Gallaway	OPT-CVR-4848-18H

\*Includes door for Propane Tank Storage

### 60" Gallaway Fire Pit

OPT-GALCPR60	Hammered Copper
OPT-GALCS60	Corten Steel
OPT-GALSS60	Stainless Steel
OPT-GALPC60	Powder Coat

- » Dimensions: 60" x 60"
- » Height: 18"
- » Burn Area: 36" x 25"
- » BTU: 90K
- » Sugg. Fire Glass: 100 lbs.

#### Bullet Burner Upgrades

Unit	Stainless Steel Bullet Burner
60" Gallaway	OPT-B24SSH

#### Optional Accessories

Unit	Canvas Cover
60" Gallaway	OPT-CVR-6060-18H

Warning: Do not lay standard Propane Tank on its side  
You may use a 10lb Propane Tank instead.



## Classic Bus Fire Pit Concrete

OPT-BUS4824-BWC Match Lit  
OPT-BUS4824-BWC-12V Low Voltage  
OPT-BUS4824-BWC-EKIT Plug & Play

- » Dimensions: 48" x 24"
- » Height: 24"
- » Burning Area: 28" x 8"
- » BTUs: 30K
- » Suggested Fire Glass: 25 lbs.

### Bullet Burner Upgrades

Unit	Stainless Steel Bullet Burner
Beach Bus	OPT-B18SST

### Optional Accessories

Canvas Cover	OPT-CVR-4824-24H
Stainless Steel Lid	OPT-RC1030





## Amina Fire Pit

### Powder Coat

Includes 110V LED lights.  
Cannot store propane tank storage

#### 48" Amina Fire Pit

OPT-AMI4824 Match Lit  
OPT-AMI4824FSML Flame Sense  
OPT-AMI4824E110 Plug & Play

- » Dimensions: 48" x 24"
- » Height: 15"
- » Burning Area: 30" x 10" x 2"
- » Weight: 130 lbs.
- » BTU: 40K
- » Sugg. Fire Glass: 50 lbs.

#### 60" Amina Fire Pit

OPT-AMI6024 Match Lit  
OPT-AMI6024FSML Flame Sense  
OPT-AMI6024E110 Plug & Play

- » Dimensions: 60" x 24"
- » Height: 15"
- » Burning Area: 42" x 10" x 2"
- » Weight: 165 lbs.
- » BTU: 60K
- » Sugg. Fire Glass: 50 lbs.

#### 72" Amina Fire Pit

OPT-AMI7224 Match Lit  
OPT-AMI7224FSML Flame Sense  
OPT-AMI7224E110 Plug & Play

- » Dimensions: 72" x 24"
- » Height: 15"
- » Burning Area: 54" x 10" x 2"
- » Weight: 200 lbs.
- » BTU: 80K
- » Sugg. Fire Glass: 50 lbs.



### Bullet Burner Upgrades

Unit	Stainless Steel Bullet Burner
48" Amina	OPT-B24SST
60" Amina	OPT-B36SST
72" Amina	OPT-B48SST



## La Pinta Fire Pit

**OPTIONAL:** 110V LED lights.

**OPTIONAL:** Bluetooth Sound System  
Cannot store propane tank storage

OPT-PNT72 Match Lit

- » Overall Dimensions: 72" x 34"
- » Overall Height: 57"
- » Table Dimensions: 72" x 34"
- » Table Base Dimensions: 64" x 30"
- » Table Top Overhang: 6"
- » Table Height: 24"
- » Table Burn Area: 52" x 14"
- » Boat Dimensions: 36" x 12"
- » Boat Height: 33"
- » BTU: 400,000
- » Material: Stainless Steel
- » Boat Finish:





# FIRE PITS & FIRE TABLES

All fire pits include: Fire Pan, Burner, Key Valve, Key, Gas Hoses, Lava Rock.  
For Match Lit w/ Flame Sense add "-FSML" to part #. For Plug & Play Ignition, add "-EKIT"



48" CESTO

## Cesto Fire Pit

### Powder Coat

Features access door for propane tank storage.

#### 48" Cesto Fire Pit

OPT-CSTO48-BWC Match Lit

- » Top Dimensions: 36" Diameter
- » Overall Diameter: 48"
- » Height: 24"
- » Burning Area: 19" Diameter
- » BTU: 65K
- » Sugg. Fire Glass: 50 lbs.

#### 60" Cesto Fire Pit

OPT-CSTO60-BWC Match Lit

- » Top Dimensions: 48" Diameter
- » Overall Diameter: 60"
- » Height: 24"
- » Burning Area: 25" Diameter
- » BTU: 160K
- » Sugg. Fire Glass: 100 lbs.

### Bullet Burner Upgrades

Unit	Stainless Steel Bullet Burner
48" Cesto	OPT-BRDSS12
60" Cesto	OPT-BRDSS18

### Optional Accessories

Unit	Canvas Cover
48" Cesto	OPT-CVR-48R-24H
60" Cesto	OPT-CVR-60R-24H



## Cesto Outdoor Collection

### 48" Cesto Fire Pit & Pointe Lounge Chair

OPT-CSTO48-BWC-GVYLC Match Lit

### 60" Cesto Fire Pit & Pointe Lounge Chair

OPT-CSTO60-BWC-GVYLC Match Lit

Outdoor Collection Includes 4 Gravity Lounge Chairs



# READY-TO-FINISH FIRE PITS

Our Ready-to-Finish Fire Pits are pre-built, fully assembled fire pits with a scratch board finish. This allows you to quickly install a fire pit with your choice of exterior finishing.

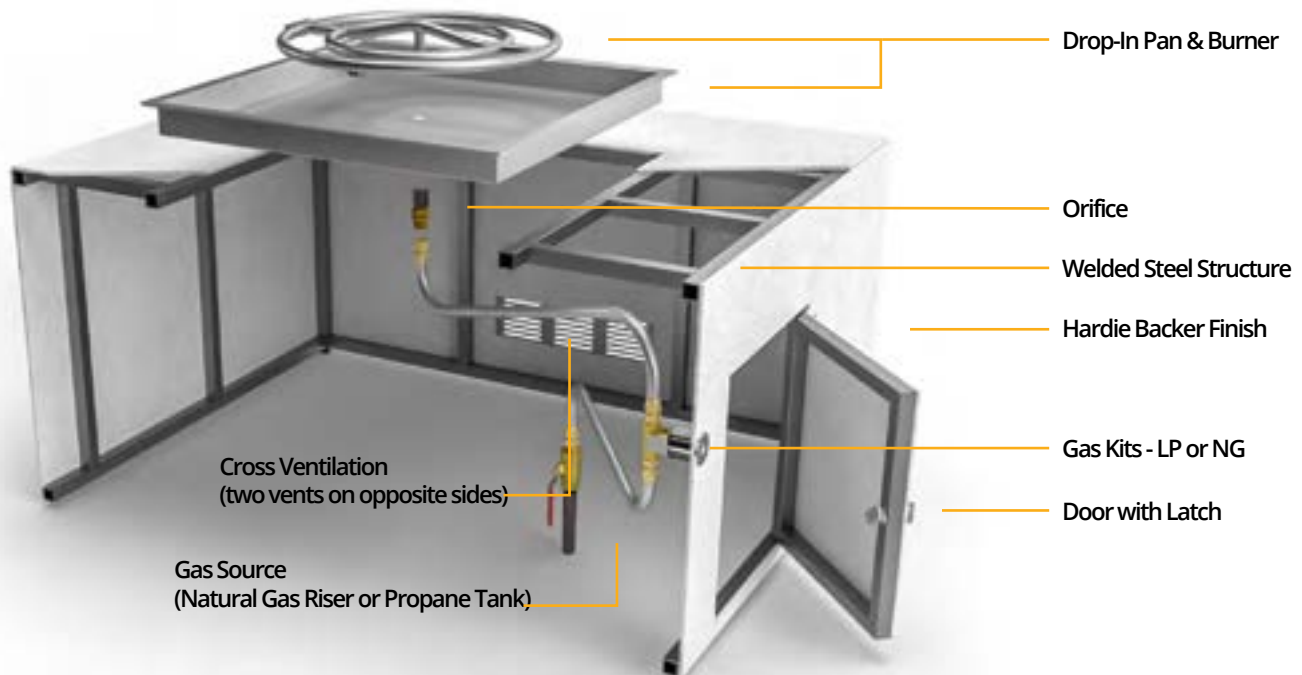
- » Match the fire pit with its surroundings
- » Eliminate the hassle of building a fire pit from scratch
- » Built from strong steel tubing to support almost any stone
- » Plug & Play installation to get in & out quicker
- » Includes all components necessary so you don't have to shop around.
- » Includes proper ventilation for safe operation
- » 24" Tall units include a stainless steel door for propane tank storage.

Everything we do can be customized, RTF Fire Pits are no different. We can change the following:

- » Gas Type - Liquid Propane or Natural Gas
- » Ignition Options - Match Lit, Flame Sense Ignition, Low Voltage or Plug & Play To Low Voltage Ignition
- » Burning Media - Lava Rock or Glass
- » Ornamental Burners and Sculptures



## Component Overview







To add the Flame Sense with Spark Ignition Option, add "-FSML" to the part number.  
To add the Plug & Play to Low Voltage Ignition Option, add "-EKIT" to the end of the part number



## Square Pit Form - 16" Tall



PART #	L	W	H	BURN AREA	BURNER	BTU
OPT-S36PB	36"	36"	16"	18" x 18"	12"	65K
OPT-S48PB	48"	48"	16"	18" x 18"	12"	65K
OPT-S60PB	60"	60"	16"	24" x 24"	12"	65K
OPT-S72PB	72"	72"	16"	30" x 30"	18"	65K
OPT-S84PB	84"	84"	16"	36" x 36"	18"	65K

## Square Pit Form - 24" Tall



PART #	L	W	H	BURN AREA	BURNER	BTU
OPT-S36DRPB	36"	36"	24"	18" x 18"	12"	65K
OPT-S48DRPB	48"	48"	24"	18" x 18"	12"	65K
OPT-S60DRPB	60"	60"	24"	24" x 24"	12"	65K
OPT-S72DRPB	72"	72"	24"	30" x 30"	18"	160K
OPT-S84DRPB	84"	84"	24"	36" x 36"	18"	160K

## Square Table Form - 16" Tall



PART #	L	W	H	BASE	BURN AREA	BURNER	BTU
OPT-ST36PB	36"	36"	16"	20" x 20"	18" x 18"	12"	65K
OPT-ST48PB	48"	48"	16"	32" x 32"	18" x 18"	12"	65K
OPT-ST60PB	60"	60"	16"	44" x 44"	24" x 24"	12"	65K
OPT-ST72PB	72"	72"	16"	56" x 56"	30" x 30"	18"	160K
OPT-ST84PB	84"	84"	16"	68" x 68"	36" x 36"	18"	160K

## Square Table Form - 24" Tall



PART #	L	W	H	BASE	BURN AREA	BURNER	BTU
OPT-ST36DRPB	36"	36"	24"	20" x 20"	18" x 18"	12"	65K
OPT-ST48DRPB	48"	48"	24"	32" x 32"	18" x 18"	12"	65K
OPT-ST60DRPB	60"	60"	24"	44" x 44"	24" x 24"	12"	65K
OPT-ST72DRPB	72"	72"	24"	56" x 56"	30" x 30"	18"	160K
OPT-ST84DRPB	84"	84"	24"	68" x 68"	36" x 36"	18"	160K

## Rectangular Pit Form - 16" Tall



PART #	L	W	H	BURN AREA	BURNER	BTU
OPT-UFRT48PB	48"	24"	16"	36"x7"	30"	50K
OPT-UFRT60PB	60"	24"	16"	36"x7"	30"	50K
OPT-UFRT72PB	72"	24"	16"	36"x7"	30"	50K
OPT-UFRT84PB	84"	24"	16"	48"x7"	42"	70K
OPT-UFRT96PB	96"	24"	16"	48"x7"	42"	70K
OPT-UFRT108PB	108"	24"	16"	60"x7"	54"	90K

## Rectangular Pit Form - 24" Tall



PART #	L	W	H	BURN AREA	BURNER	BTU
OPT-UFRT48DRPB	48"	24"	24"	36"x7"	30"	50K
OPT-UFRT60DRPB	60"	24"	24"	36"x7"	30"	50K
OPT-UFRT72DRPB	72"	24"	24"	36"x7"	30"	50K
OPT-UFRT84DRPB	84"	24"	24"	48"x7"	42"	70K
OPT-UFRT96DRPB	96"	24"	24"	48"x7"	42"	70K
OPT-UFRT108DRPB	108"	24"	24"	60"x7"	54"	90K





To add the Flame Sense with Spark Ignition Option, add **"-FSML"** to the part number.  
 To add the Plug & Play to Low Voltage Ignition Option, add **"-EKIT"** to the end of the part number  
 Natural Gas, add **-NG**. Liquid Propane, add **-LP**



## Rectangular Table Form - 16" Tall

PART #	L	W	H	BURN AREA	BURNER	BTU
OPT-URST4816PB	48"	30"	18"	30"x8"	24"	40K
OPT-URST6016PB	60"	30"	18"	36"x8"	30"	50K
OPT-URST7216PB	72"	30"	18"	36"x8"	30"	50K
OPT-URST8416PB	84"	30"	18"	48"x8"	42"	70K
OPT-URST9616PB	96"	30"	18"	60"x8"	54"	90K
OPT-URST10816PB	108"	30"	18"	72"x8"	60"	100K



## Rectangular Table Form - 24" Tall

PART #	L	W	H	BURN AREA	BURNER	BTU
OPT-URST48DRPB	48"	30"	24"	30"x8"	24"	40K
OPT-URST60DRPB	60"	30"	24"	36"x8"	30"	50K
OPT-URST72DRPB	72"	30"	24"	36"x8"	30"	50K
OPT-URST84DRPB	84"	30"	24"	48"x8"	42"	70K
OPT-URST96DRPB	96"	30"	24"	60"x8"	54"	90K
OPT-URST108DRPB	108"	30"	24"	72"x8"	60"	100K



## Round Pit Form - 16" Tall

PART #	D	H	BURN AREA	BURNER	BTU
OPT-RL48PB	48"	16"	19"	12"	65K
OPT-RL60PB	60"	16"	25"	12"	65K
OPT-RL72PB	72"	16"	31"	18"	160K
OPT-RL84PB	84"	16"	37"	18"	160K



## Round Pit Form With Door - 24" Tall

PART #	OD	H	BURN AREA	BURNER	BTU
OPT-RL48DRPB	48"	24"	19"	12"	65K
OPT-RL60DRPB	60"	24"	25"	12"	65K
OPT-RL72DRPB	72"	24"	31"	18"	160K
OPT-RL84DRPB	84"	24"	37"	18"	160K



## Round Table Form - 16" Tall

PART #	OD	H	BASE	BURN AREA	BURNER	BTU
OPT-RRL48PB	48"	16"	32"	19"	12"	65K
OPT-RRL60PB	60"	16"	44"	25"	12"	65K
OPT-RRL72PB	72"	16"	56"	31"	18"	160K
OPT-RRL84PB	84"	16"	68"	37"	18"	160K



## Round Table Form With Door - 24" Tall

PART #	OD	H	BASE	BURN AREA	BURNER	BTU
OPT-RRL48DRPB	48"	24"	32"	19"	12"	65K
OPT-RRL60DRPB	60"	24"	44"	25"	12"	65K
OPT-RRL72DRPB	72"	24"	56"	31"	18"	160K
OPT-RRL84DRPB	84"	24"	68"	37"	18"	160K

# READY-TO-FINISH FIRE PIT FORMS

All fire pits include: Fire Pan, Burner, Key Valve, Key, Gas Hoses, Lava Rock.

**LIFETIME WARRANTY ON ALL BURNERS**



To add the Flame Sense with Spark Ignition Option, add "-FSML" to the part number.  
To add the Plug & Play to Low Voltage Ignition Option, add "-EKIT" to the end of the part number

Natural Gas, add **-NG**. Liquid Propane, add **-LP**



## Octagon Pit Form - 16" Tall



PART #	L	W	H	BURN AREA	BURNER	BTU
OPT-OCTG36PB	36"	36"	16"	19"	12"	65K
OPT-OCTG48PB	48"	48"	16"	19"	12"	65K
OPT-OCTG60PB	60"	60"	16"	25"	12"	65K
OPT-OCTG72PB	72"	72"	16"	31"	18"	160K
OPT-OCTG84PB	84"	84"	16"	37"	18"	160K

## Octagon Pit Form - 24" Tall



PART #	L	W	H	BURN AREA	BURNER	BTU
OPT-OCTG36DRPB	36"	36"	24"	19"	12"	65K
OPT-OCTG48DRPB	48"	48"	24"	19"	12"	65K
OPT-OCTG60DRPB	60"	60"	24"	25"	12"	65K
OPT-OCTG72DRPB	72"	72"	24"	31"	18"	160K
OPT-OCTG84DRPB	84"	84"	24"	37"	18"	160K

## Coronado Form



PART #	L	W	H	BURN AREA	BURNER	BTU
OPT-UC60PB	60"	28"	15"	36" x 10"	36"	50K
OPT-UC72PB	72"	28"	15"	48" x 10"	42"	70K
OPT-UC84PB	84"	28"	15"	60" x 10"	60"	100K
OPT-UC96PB	96"	28"	15"	72" x 10"	72"	120K
OPT-UC108PB	108"	28"	15"	84" x 10"	84"	140K
OPT-UC120PB	120"	28"	15"	96" x 10"	96"	240K

## Catalina Form



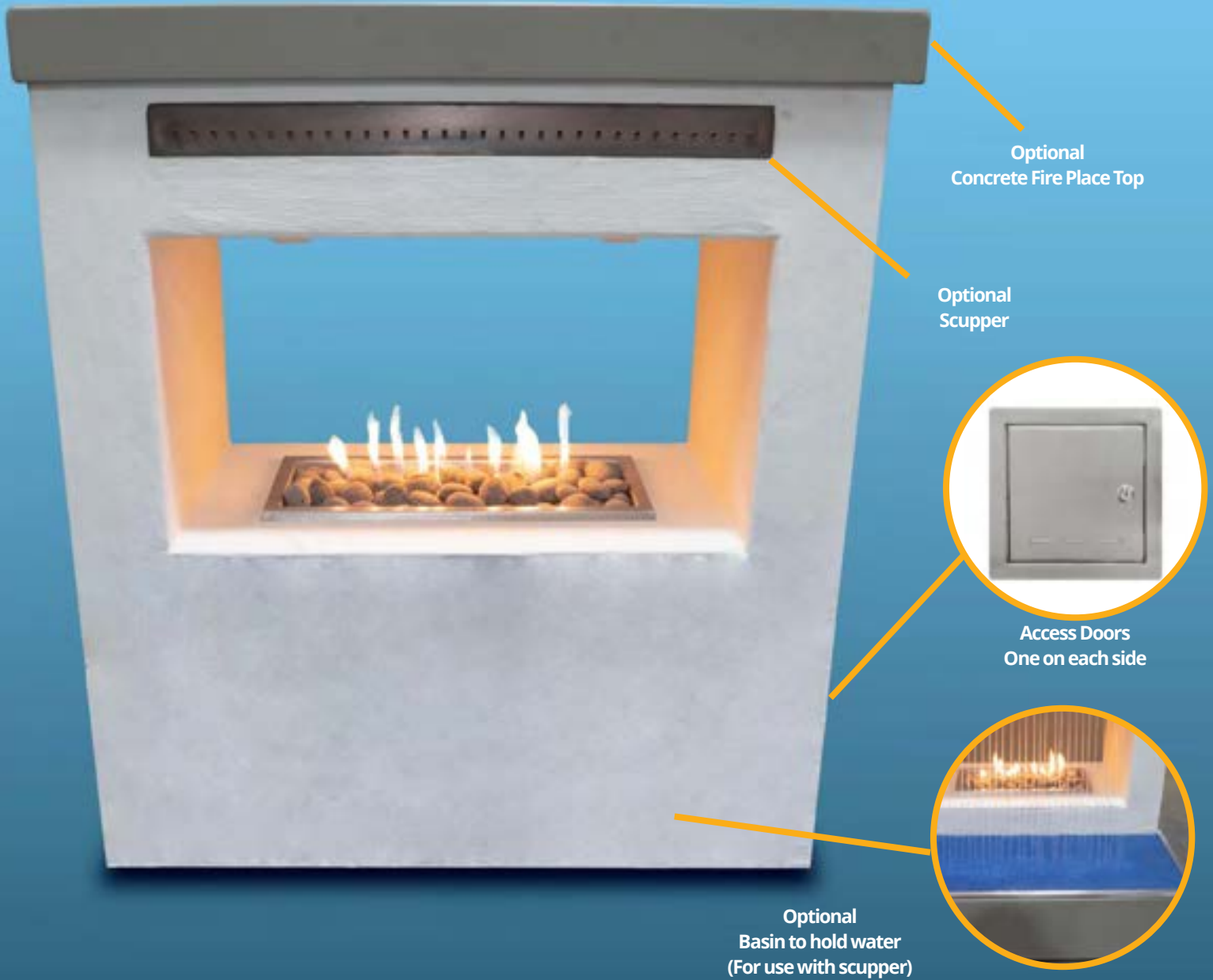
PART #	L	W	H	BURN AREA	BURNER	BTU
OPT-UCTDR60PB	60"	28"	24"	36" x 10"	30"	50K
OPT-UCTDR72PB	72"	28"	24"	48" x 10"	42"	70K
OPT-UCTDR84PB	84"	28"	24"	60" x 10"	54"	90K
OPT-UCTDR96PB	96"	28"	24"	72" x 10"	60"	100K
OPT-UCTDR108PB	108"	28"	24"	84" x 10"	72"	120K
OPT-UCTDR120PB	120"	28"	24"	96" x 10"	84"	140K



Custom RTF Fire Pit Form - 18' - Finished with Tile



RTF Fire Pit Form - 48" Round, 16" Tall  
OPT-RL48PB



Optional  
Concrete Fire Place Top

Optional  
Scupper

Access Doors  
One on each side

Optional  
Basin to hold water  
(For use with scupper)

## Ready To Finish Fireplace - 48" Tall

PART #	L	W	H	INNER LENGTH	INNER HEIGHT	BURN AREA	BURNER	BTU
OPT-RTFFP48	48"	24"	48"	36"	19.5"	23.5" x 19.5"	18"	30K
OPT-RTFFP60	60"	24"	48"	48"	19.5"	29.5" x 19.5"	24"	40K
OPT-RTFFP72	72"	24"	48"	60"	19.5"	35.5" x 19.5"	30"	50K
OPT-RTFFP84	84"	24"	48"	72"	19.5"	41.5" x 19.5"	36"	60K
OPT-RTFFP96	96"	24"	48"	84"	19.5"	47.5" x 19.5"	42"	70K

### Optional Accessories

Unit	Stainless Lid	Glass Wind Guard	Optional Concrete Top	Scupper	Basin
48" Fire Place	OPT-RC2521	OPT-WG-2723	OPT-FPTOP48	OPT-RNS36	OPT-BSIN48
60" Fire Place	OPT-RC3121	OPT-WG-3323	OPT-FPTOP60	OPT-RNS48	OPT-BSIN60
72" Fire Place	OPT-RC3721	OPT-WG-3923	OPT-FPTOP72	OPT-RNS60	OPT-BSIN72
84" Fire Place	OPT-RC4321	OPT-WG-4523	OPT-FPTOP84	OPT-RNS72	OPT-BSIN84
96" Fire Place	OPT-RC4921	OPT-WG-5123	OPT-FPTOP96	OPT-RNS84	OPT-BSIN96

### Bullet Burner Upgrades

Unit	Stainless Steel Bullet Burner
48" Fire Place	OPT-B18SST
60" Fire Place	OPT-B24SST
72" Fire Place	OPT-B30SST
84" Fire Place	OPT-B36SST
96" Fire Place	OPT-B42SST



# FIRE BOWL STANDS AND PROPANE TANK ENCLOSURES



## Concrete Pedestal

OPT-GFRCSTAND

- » Width: 16"
- » Length: 16"
- » Height: 21"
- » 14" x 16" Access Door
- » Bowl Not Included



## Concrete LP Enclosure

OPT-LPHIDEGFRC

- » Width: 16"
- » Length: 16"
- » Height: 21"
- » 14" x 16" Access Door
- » Bowl Not Included



## Copper LP Enclosure

OPT-LPHIDECPR

- » Width: 16"
- » Length: 16"
- » Height: 21"
- » Bowl Not Included
- » Removable Top



## Corten Steel LP Enclosure

OPT-LPHIDECSS

- » Width: 16"
- » Length: 16"
- » Height: 21"
- » Bowl Not Included
- » Removable Top



## Powder Coated LP Enclosure

OPT-LPHIDEPC

- » Width: 16"
- » Length: 16"
- » Height: 21"
- » Bowl Not Included
- » Removable Top



## Stainless Steel LP Enclosure

OPT-LPHIDESS

- » Width: 16"
- » Length: 16"
- » Height: 21"
- » Bowl Not Included
- » Removable Top

When ordering, specify the color by adding the color code to the end of the Part #. **Example:** 27" Brown Sedona Water Bowl = OPT-27RWO-BRN

### POWDER COAT COLOR OPTIONS

White -WHT	Gray -GRY	Pewter -PEW	Black -BLK	Silver Vein -SLV	Copper Vein -CPV	Java -JAV
---------------	--------------	----------------	---------------	---------------------	---------------------	--------------

### CONCRETE COLOR OPTIONS

Black -BLK	Ash -ASH	Natural Gray -NGY	Gray -GRY	White Limestone -LIM	Chocolate -CHC	Chestnut -CST	Brown -BRN	Vanilla -VAN
Rustic Gray -RGR	Moss Stone -RMS	Rustic White -RWH	Coffee -RCF	Slate -MSL	Silver -MSV	Pearl -MPR	Bronze -MBR	Copper -MCP



# THE OUTDOOR PLUS

USA MANUFACTURER OF FIRE & WATER PRODUCTS

Scuppers

# SCUPPERS AND WATER FEATURES

The Outdoor Plus has many styles of scuppers to compliment any style pool & water feature. Each scupper starts as a sheet of high grade copper and then measured, cut and welded all by hand. Each piece is then finished with a dark patina for a luxurious look.

- ◇ Custom Sizes & Styles Available
- ◇ Suitable for Chlorine & Salt Water Pools
- ◇ Manufactured By Hand in the USA
- ◇ Dark Patina Coating Applied by Hand
- ◇ Lacquer Finish to slow down natural patina
- ◇ All Items Include a port for ground wires

» All scuppers utilize a 1½" water inlet.  
 » For scuppers with inlets, 1 inlet is added every 12"



## Radius Style



PART #	W	H	D
OPT-RSE8	8"	4"	8"
OPT-RSE12	12"	4"	8"
OPT-RSE24	24"	4"	8"
OPT-RSE36	36"	4"	8"
OPT-RSE48	48"	4"	8"




## Smooth Flow Radius Style

PART #	W	H	D
OPT-SFR8	8"	4"	7"
OPT-SFR12	12"	4"	7"
OPT-SFR24	24"	4"	7"
OPT-SFR36	36"	4"	7"
OPT-SFR48	48"	4"	7"

## Straight Spillway

DOES NOT UTILIZE A WATER INLET



PART #	W	H	D
OPT-SS6	6"	2"	8"
OPT-SS8	8"	2"	8"
OPT-SS10	10"	2"	8"
OPT-SS12	12"	2"	8"



## Smooth Flow Style

PART #	W	H	D
OPT-SFS8	8"	4"	8"
OPT-SFS12	12"	4"	8"
OPT-SFS24	24"	4"	8"
OPT-SFS36	36"	4"	8"
OPT-SFS48	48"	4"	8"

## U-Shaped Style



PART #	W	H	D
OPT-USS6	6"	6"	10"
OPT-USS8	8"	6"	10"
OPT-USS10	10"	6"	10"
OPT-USS12	12"	6"	10"



## Scoop Style

PART #	W	H	D
OPT-SCS4	4"	4"	4"
OPT-SCS6	6"	6"	4"
OPT-SCS8	8"	8"	4"

## Box Style



PART #	W	H	D
OPT-BX6	6"	6"	8"
OPT-BX8	8"	8"	8"
OPT-BX10	10"	10"	8"
OPT-BX12	12"	12"	8"



## Arch Flow

PART #	W	H	D
OPT-ARF8	8"	5"	8"
OPT-ARF12	12"	5"	8"
OPT-ARF24	24"	5"	8"
OPT-ARF36	36"	5"	8"
OPT-ARF48	48"	5"	8"

## V-Shape Style



PART #	W	H	D
OPT-WS6	6"	5"	12"
OPT-WS8	8"	5"	12"
OPT-WS10	10"	5"	12"
OPT-WS12	12"	5"	12"



## Single V Scupper

PART #	W	H	D
OPT-VSS4	4"	4"	3"
OPT-VSS5	5"	4"	3"
OPT-VSS6	6"	4"	3"
OPT-VSS7	7"	4"	3"
OPT-VSS8	8"	4"	3"

## Rain Fall Style



PART #	W	H	D
OPT-RNS6	6"	4"	3.5"
OPT-RNS8	8"	4"	3.5"
OPT-RNS12	12"	4"	3.5"
OPT-RNS24	24"	4"	3.5"
OPT-RNS36	36"	4"	3.5"



## Cannon Style

PART #	W	H	D
OPT-CS2	2"	6"	12"
OPT-CS3	3"	6"	12"



# SCUPPERS AND WATER FEATURES

## Mini Scuppers Available In Two Options

Threaded Back & Open Back



### Angled Mini Scupper

THREADED BACK	OPEN BACK	W	H	L
OPT-MSAN12T	OPT-MSAN12O	2.5"	2.5"	12"



### Boxed Mini Scupper

THREADED BACK	OPEN BACK	W	H	L
OPT-MSBX12T	OPT-MSBX12O	2.5"	2.5"	12"



### Cannon Mini Scupper

THREADED BACK	OPEN BACK	W	H	L
OPT-MSCN12T	OPT-MSCN12O	3"	3"	12"



### Chamfered Mini Scupper

THREADED BACK	OPEN BACK	W	H	L
OPT-MSCH12T	OPT-MSCH12O	2.5"	2.5"	12"



### Scalloped Mini Scupper

THREADED BACK	OPEN BACK	W	H	L
OPT-MSSC12T	OPT-MSSC12O	2.5"	2.5"	12"



## Cazo Water Bowl - Wall Mounted

Includes Bowl Only (1 1/2" Water Inlet)

PART #	WIDTH	BASE WIDTH	HEIGHT	DEPTH	GPM
OPT-R24CPWMT	24"	10"	10"	15"	12-15
OPT-R30CPWMT	30"	12"	10"	18"	12-15



## Maya Water Bowl - Wall Mounted

Includes Bowl Only (1 1/2" Water Inlet)

PART #	WIDTH	BASE WIDTH	HEIGHT	DEPTH	GPM
OPT-24SCWMT	24"	12"	10"	15"	12-15
OPT-30SCWMT	30"	12"	10"	18"	12-15



## Tsunami Scupper

Scupper is fed water from base.

STAINLESS STEEL	POWDER COAT	WIDTH	BASE	HEIGHT	DEPTH	GPM
OPT-TSUSCPSS30	OPT-TSUSCPPC30	30"	12" x 12"	36"	45.5"	12-15



Inlet on back side of scupper

## Altisimo - Wall Scupper

Scupper uses back water inlet

PART #	WIDTH	SCUPPER LENGTH	HEIGHT	DEPTH	GPM
OPT-8ALTWS	8"	12"	40"	6"	12-15
OPT-12ALTWS	12"	12"	40"	6"	12-15
OPT-16ALTWS	16"	13"	40"	6"	12-15


## Bowl Scupper - Metal

Scupper used to Upgrade Fire Bowl into Fire & Water Bowl. uses back water inlet.

COPPER	STAINLESS STEEL	POWDER COAT	WIDTH	LENGTH 1	LENGTH 2	HEIGHT	GPM
OPT-BSCPCPR8	OPT-BSCPSS8	OPT-BSCPPC8	8"	5.5"	4.5"	5"	12-15
OPT-BSCPCPR10	OPT-BSCPSS10	OPT-BSCPPC10	10"	5.5"	5.5"	5"	12-15
OPT-BSCPCPR12	OPT-BSCPSS12	OPT-BSCPPC12	12"	5.5"	5.5"	5"	12-15
OPT-BSCPCPR16	OPT-BSCPSS16	OPT-BSCPPC16	16"	6.5"	6.5"	5"	12-15



COPPER MODEL SHOWN



ALSO AVAILABLE IN POWDER COAT



STAINLESS STEEL MODEL SHOWN



### POWDER COAT COLOR OPTIONS

When ordering, specify the powder coat color by adding the color code to the end of the Part #. **Example:** White Coronado Fire Pit = OPT-CORPC48-WHT

<b>White</b> -WHT	<b>Gray</b> -GRY	<b>Pewter</b> -PEW	<b>Black</b> -BLK	<b>Silver Vein</b> -SLV	<b>Copper Vein</b> -CPV	<b>Java</b> -JAV
----------------------	---------------------	-----------------------	----------------------	----------------------------	----------------------------	---------------------





# THE OUTDOOR PLUS

USA MANUFACTURER OF FIRE & WATER PRODUCTS



Fire Towers & Self-Contained Fire & Water Fountains



# FIRE TOWERS

T.O.P.'s Fire Tower line is a unique array of products that brings a one of a kind feeling to any backyard or outdoor space. These units are transportable and take up no more than 2' of floor space. Pair them to create a grandiose entry way.

## ◆ Custom Sizes & Styles Available

Have a custom design in mind? We can build it! Call or email us today to inquire

## ◆ Small Foot Print

The towers take up less space than a fire pit, and with its towering size, its sure to give an unforgettable impression.

## ◆ No Assembly Required

All fire towers come with its components assembled and hoses attached. Just connect the unit to gas and you're ready to operate your unit

## ◆ Manufactured By Hand in the USA

Each unit is made individually by hand from raw materials. T.O.P.'s craftsmen maintain high quality production standards to give you the best products



### Granada Fire Tower

OPT-FTWR1 Match Lit  
OPT-FTWR1EKIT Electronic Ignition

- » Dimensions: 22" X 22"
- » Height: 68"
- » Weight: 95 Lbs.
- » BTU: 40K
- » Material: Galvanized Steel
- » Finish: Powder-Coated
- » No Fire Glass Required
- » Items Included: Burner, Key Valve, Key, Gas Hoses.
- » Propane Tank Storage: Yes



### Bastille Corten Tower

OPT-FTWR2 Match Lit  
OPT-FTWR2EKIT Electronic Ignition

- » Dimensions: 24" x 24"
- » Height: 87"
- » Weight: 145 Lbs.
- » BTU: 40K
- » Material: Corten Steel
- » Finish: Weathered Corten Steel
- » No Fire Glass Required
- » Items Included: Burner, Key Valve, Key, Gas Hoses.
- » Propane Tank Storage: Yes



### Bastille Copper Tower

OPT-FTWR3 Match Lit  
OPT-FTWR3EKIT Electronic Ignition

- » Dimensions: 24" x 24"
- » Height: 87"
- » Weight: 128 Lbs.
- » BTU: 40K
- » Material: Copper
- » Finish: Hammered Patina
- » No Fire Glass Required
- » Items Included: Burner, Key Valve, Key, Gas Hoses.
- » Propane Tank Storage: Yes



## High-Rise Fire Tower

**28" x 28" Tower - Stainless Steel**  
 OPT-FTWR528 Match Lit  
 OPT-FTWR528EKIT Electronic Ignition

- » Dimensions: 28" X 28"
- » Height: 72"
- » Weight: 275 Lbs.
- » BTU: 40K

**42" x 42" Tower - Stainless Steel**  
 OPT-FTWR542 Match Lit  
 OPT-FTWR542EKIT Electronic Ignition

- » Dimensions: 42" X 42"
- » Height: 72"
- » Weight: 275 Lbs.
- » BTU: 40K

- » Material: Stainless Steel
- » Finish: Brushed Finish
- » No Fire Glass Required
- » Items Included: Burner, Key Valve, Key, Gas Hoses, Glass Panels.
- » Propane Tank Storage: N/A



## High-Rise Fire Tower

**28" x 28" Tower - Black Powdercoat**  
 OPT-FTWR628 Match Lit  
 OPT-FTWR628EKIT Electronic Ignition

- » Dimensions: 28" X 28"
- » Height: 72"
- » Weight: 275 Lbs.
- » BTU: 40K

**42" x 42" Tower - Black Powdercoat**  
 OPT-FTWR642 Match Lit  
 OPT-FTWR642EKIT Electronic Ignition

- » Dimensions: 42" X 42"
- » Height: 72"
- » Weight: 275 Lbs.
- » BTU: 40K

- » Material: Stainless Steel
- » Finish: Black Powder Coat
- » No Fire Glass Required
- » Items Included: Burner, Key Valve, Key, Gas Hoses, Glass Panels.
- » Propane Tank Storage: N/A

**\*Note: This was a custom design**



## The Hay Stack Fire Tower

**48" x 48" Tower - Black Powdercoat**  
 OPT-FTWR4 Match Lit  
 OPT-FTWR4EKIT Electronic Ignition

- » Dimensions: 48" X 48"
- » Height: 72"
- » Weight: 450 Lbs.
- » BTU: 40K
- » Material: Stainless Steel
- » No Fire Glass Required
- » Items Included: Burner, Key Valve, Key, Gas Hoses, Sculpture
- » Propane Tank Storage: N/A





# THE OUTDOOR PLUS

USA MANUFACTURER OF FIRE & WATER PRODUCTS

Self-Contained Fire & Water Fountains



# SELF CONTAINED FIRE & WATER FOUNTAINS



## 60" Olympian - 4 Way Spill

OPT-OLR60 Match Lit  
OPT-OLR60E Electronic Ignition

- » Overall Diameter: 60"
- » Overall Height: 36"

### Water Tank

- » Diameter: 60"
- » Height: 22"
- » Basin Depth: 12"
- » Tank Includes: LED Lights (X4), 50 Ft<sup>2</sup> Water Filter, 24Hr Circulation Pump, Auto-Fill, Drain Valve.
- » Material: 316 Stainless Steel With Powder Coat Finish

### 4-Way Copper Fire & Water Bowl

- » Diameter: 30"
- » Height: 12"
- » Base Diameter: 16"
- » Ignition: Match Lit / Low Voltage Electronic Ignition
- » BTU: 65K
- » Sugg. Fire Glass: 50 Lbs.
- » Bowl Includes: Fire Pan, Burner, Gas Hose, Lava Rock.
- » Bowl Material: Copper - Hammered Patina Finish
- » LED Lights And Circulation Pump (Each Require 110V To Run)
- » 80 U.S. Gallons Required To Run Properly.

Our Self Contained Units come equipped with all necessary components for plug and play application. All units are ready to be finished with your choice of exterior such as stones, bricks, pavers, veneer, coping, etc. They may also be enjoyed as is. Each unit is constructed from marine grade stainless steel and finished with powder coat. Custom Sizes Available



10' x 2' Self Contained Water Fall over Fire Feature with Planter.  
Riverside Food Lab, Riverside, California.

# SELF CONTAINED FIRE & WATER FOUNTAINS

## 60" Square Olympian - 4 Way Spill

OPT-OLS60S Match Lit  
OPT-OLS60SE Electronic Ignition


» Overall Dimensions: 60" x 60" x 36"

### Water Tank

- » Dimensions: 60" X 60"
- » Height: 22"
- » Basin Depth: 12"
- » Tank Includes: LED Lights (X4), 50 Ft<sup>2</sup> Water Filter, 24Hr Circulation Pump, Auto-Fill, Drain Valve.
- » Material: 316 Stainless Steel With Powder Coat Finish
- » LED Lights And Circulation Pump (Each Require 110V To Run)
- » 95 U.S. Gallons Required To Run Properly

### 4-Way Copper Fire & Water Bowl

- » Size: 30" X 30"
- » Height: 12"
- » Base: 20" X 20"
- » BTU: 65K
- » Sugg. Fire Glass: 30 Lbs.
- » Bowl Includes: Fire Pan, Burner, Gas Hose, Lava Rock.
- » Bowl Material: Copper - Hammered Patina Finish





# SELF CONTAINED UNITS



## 72" Osiris

OPT-OSR60E Low Voltage Electronic Ignition

- » Overall Height: 58"
- » Overall Diameter: 84"

### Water Tank

- » Basin Diameter: 72"
- » Basin Depth: 10"
- » Overhang: 6"
- » Height: 22"
- » Tank Includes: LED Lights (X4), 50 Ft<sup>2</sup> Water Filter, 24Hr Circulation Pump, Auto-Fill, Drain Valve
- » Material: 316 Stainless Steel With Powder Coat Finish

### Copper Fire Bowl

- » Diameter: 24"
- » Height: 12"
- » Ignition: Low Voltage AC Electronic Ignition
- » BTU: 65K
- » No Fire Glass Or Lava Stone Required.
- » Bowl Includes: Fire Pan, Burner, Gas Hose, Lava Rock.
- » Bowl Material: Copper - Hammered Patina Finish
- » LED Lights And Circulation Pump (Each Require 110V To Run)
- » 120 U.S. Gallons Required To Run Properly.



## 60" Olympia with 360° Sedona

OPT-OLYSED60 Match Lit

OPT-OLYSED60E Electronic Ignition

- » Overall Diameter: 60"
- » Overall Height: 38"

### 38" 360° Concrete Fire & Water Bowl

- » Size: 38"
- » Height: 16"
- » Base: 18"
- » BTU: 45K
- » Sugg. Glass: 16lbs.
- » Bowl Includes: Fire Pan, Burner, Gas Hose, Lava Rock.
- » Bowl Material: GFRC Concrete

### Water Tank

- » Diameter: 60"
- » Height: 22"
- » Basin Depth: 12"
- » Tank Includes: LED Lights (X4), 50 Ft<sup>2</sup> Water Filter, 24 hr. Circulation Pump, Auto-Fill, Drain Valve
- » LED Lights And Circulation Pump (Each Require 110V To Run)
- » 95 U.S. Gallons Required To Run Properly.



# SELF CONTAINED FIRE & WATER FOUNTAINS

## 89" Atlas Fire & Water Fountain

OPT-ATL89      Match Lit  
OPT-ATL89E12      Electronic Ignition

- » Overall Height: 76"
- » Overall Diameter: 89"

### Top Basin

- » Basin Inner Diameter: 55"
- » Basin Outer Diameter: 67"
- » Basin Depth: 12"
- » Height: 48"
- » BTU: 55,000
- » Tank Includes: LED Lights, 50 Ft<sup>2</sup> Water Filter, 24Hr Circulation Pump, Auto-Fill, Drain Valve
- » Material: 316 Stainless Steel With Powder Coat Finish

### Lower Basin

- » Basin Inner Diameter: 87"
- » Basin Outer Diameter: 89"
- » Height: 30"
- » Ignition: Match Lit / Low Voltage Electronic Ignition
- » No Fire Glass Or Lava Stone Required.
- » LED Lights And Circulation Pump (Each Require 110V To Run)
- » 120 U.S. Gallons Required To Run Properly.



Fountain shown in Copper Vein Finish  
Globe is done in Acrylic Material

**OPT-ACRGLB**

# SELF CONTAINED UNITS

## 72" Olympia 3-Way Spill

OPT-OLY723W Match Lit  
OPT-OLY723WE Electronic Ignition

- » Overall Height: 58"
- » Overall Diameter: 72"

### Water Tank

- » Basin Diameter: 72"
- » Basin Depth: 10"
- » Overhang: 6"
- » Height: 22"
- » Tank Includes: LED Lights (X4), 50 Ft<sup>2</sup> Water Filter, 24Hr Circulation Pump, Auto-Fill, Drain Valve
- » Material: 316 Stainless Steel With Powder Coat Finish

### Copper Fire Bowl

- » Diameter: 24"
- » Height: 12"
- » Ignition: Match Lit / Low Voltage Electronic Ignition
- » BTU: 65K
- » No Fire Glass Or Lava Stone Required.
- » Bowl Includes: Fire Pan, Burner, Gas Hose, Lava Rock.
- » Bowl Material: Copper - Hammered Patina Finish
- » LED Lights And Circulation Pump (Each Require 110V To Run)
- » 120 U.S. Gallons Required To Run Properly.



Custom Sizes Available



GOT CUSTOM SPILLWAY REQUESTS?  
WE WILL DO IT FOR YOU!



# SELF CONTAINED FIRE & WATER FOUNTAINS

## 60" Round Olympian - 360° Spill



OPT-OLY60 Match Lit  
OPT-OLY60E12 Electronic Ignition

- » Overall Diameter: 60"
- » Overall Height: 36"

### Water Tank

- » Diameter: 60"
- » Height: 22"
- » Basin Depth: 12"
- » Tank Includes: LED Lights (X4), 50 Ft<sup>2</sup> Water Filter, 24Hr Circulation Pump, Auto-Fill, Drain Valve.
- » Material: 316 Stainless Steel With Powder Coat Finish

### 360° Copper Fire & Water Bowl

- » Diameter: 30"
- » Height: 12"
- » Base Diameter: 16"
- » Ignition: Match Lit / Low Voltage Electronic Ignition
- » BTU: 65K
- » Sugg. Fire Glass: 25 Lbs.
- » Bowl Includes: Fire Pan, Burner, Gas Hose, Lava Rock.
- » Bowl Material: Copper - Hammered Patina Finish
- » LED Lights And Circulation Pump (Each Require 110V To Run)
- » 80 U.S. Gallons Required To Run Properly.

## 86" Round Olympian Concrete - 360° Spill

OPT-OLY86-RF Match Lit  
OPT-OLY86E12-RF Electronic Ignition

- » Overall Diameter: 86"
- » Overall Height: 36"

### Water Tank

- » Diameter: 86"
- » Height: 23"
- » Basin Depth: 12"
- » Tank Includes: LED Lights (X4), 50 Ft<sup>2</sup> Water Filter, 24Hr Circulation Pump, Auto-Fill, Drain Valve.
- » Material: 316 Stainless Steel With Powder Coat Finish

### 360° Copper Fire & Water Bowl

- » Diameter: 36"
- » Height: 14"
- » Base Diameter: 20"
- » Ignition: Match Lit / Low Voltage Electronic Ignition
- » BTU: 65K
- » Sugg. Fire Glass: 25 Lbs.
- » Bowl Includes: Fire Pan, Burner, Gas Hose, Lava Rock.
- » Bowl Material: Copper - Hammered Patina Finish
- » LED Lights And Circulation Pump (Each Require 110V To Run)
- » 80 U.S. Gallons Required To Run Properly.



THIS IS THE FRAME USED FOR THE CONCRETE



CONCRETE BASE OPTION SHOWN ABOVE

Metallic Finishes and Rustic Finishes are available at an extra charge

When ordering, specify the concrete color by adding the color code to the end of the Part #. Example: 27" Brown Sedona Water Bowl = OPT-27RWO-BRN

<b>Black</b> -BLK	<b>Ash</b> -ASH	<b>Natural Gray</b> -NGY	<b>Gray</b> -GRY	<b>White Limestone</b> -LIM	<b>Chocolate</b> -CHC	<b>Chestnut</b> -CST	<b>Brown</b> -BRN	<b>Vanilla</b> -VAN
<b>Rustic Gray</b> -RGR	<b>Moss Stone</b> -RMS	<b>Rustic White</b> -RWH	<b>Coffee</b> -RCF	<b>Slate</b> -MSL	<b>Silver</b> -MSV	<b>Pearl</b> -MPR	<b>Bronze</b> -MBR	<b>Copper</b> -MCP



# SELF-CONTAINED UNIT REPLACEMENT PARTS



## Drain Valve

OPT-RP-DRV

- » Used to drain water from water features.
- » Water hose may be connected to be connected to redirect water.
- » Outdoor rated.



## Filter Cartridge

OPT-RP-FCRT

- » Filter cartridge for self-cleaning feature of self-contained water features.
- » Diameter: 4.5"
- » Height: 9.5"



## LED 12V Transformer

OPT-RP-LED12V

- » Transformer for LED Lights on Self-Contained Water Features.
- » L: 2.75 W: 1.5"
- » Height: 9.5"



## 1.5" Union & Slip

OPT-RP-UNT

- » Pump union with 1.5" female buttress thread
- » 1.5" Slip



## LED Housing Unit

OPT-RP-LEDHU

- » Housing Unit For LED Light
- » Unit for use in Self-Contained Water Features



## LED Light Feature

OPT-RP-LEDLF

- » LED Light Feature along with its cable.
- » Feature is to be encased within LED Housing Unit.
- » Feature for use in Self-Contained Water Features



## LED Module

OPT-RP-LEDMD

- » LED Light Module.
- » Module to be connected to 12V Transformer for Self-Contained Water Features



## Water Pump

OPT-RP-WPMP

- » Self-Contained water feature water pump.
- » Pump cycles water within water feature for continuous use.



## Auto Refill

OPT-AUTORF

- » Auto Refill Unit for use in Self-Contained Water Features
- » Maintains water levels



# THE OUTDOOR PLUS

USA MANUFACTURER OF FIRE & WATER PRODUCTS



Gas Fire Torches

# FIRE TORCHES

All Torch Heads, TOP Torches and TopLite Torches are all hand made from stainless steel. They are compatible with either natural gas or liquid propane and operate at 20K BTU/hr. Torches are for outdoor use only and should not be used during rain. Available in match lit ignition options only.

## 2 Types of Bases & Mounting Options



### TOP Torch Base


- » Mounts on 2½ hollow post
- » Built-in needle valve for precise flame adjustment.
- » 3/8" flared gas connection
- » 20K BTUs



### TopLite Torch Base

- » Mounts on ½" NPT gas pipe
- » Speedy Installation
- » On/Off Valve
- » 20K BTUs

All of T.O.P.'s torches are made with 304 Stainless Steel. This protects them from the constant heating & cooling down which can break down other metals. Stainless Steel also prevents corrosion which can be caused by the natural elements.



Each torch has a brushed stainless steel finish





# FIRE TORCH ACCESSORIES

## TOP Torch & Post Complete Kit

The TOP Torch & Post Kit comes with all components needed to install and operate a single TOP Torch. With this kit, there is no need to order all components à la carte!

### Liquid Propane Kits Include

- » Torch Head
- » In Ground Post
- » Anchoring Post
- » LP Regulator (8')
- » Deck Post

### Natural Gas Kits Include

- » Torch Head
- » In Ground Post
- » Anchoring Post
- » SS Whistle Free Hose (1/2")
- » Deck Post



STYLE	LIQUID PROPANE	NATURAL GAS
Ellipse	OPT-TPK1LP	OPT-TPK1NG
Globe	OPT-TPK2LP	OPT-TPK2NG
Trojan	OPT-TPK3LP	OPT-TPK3NG
Vent	OPT-TPK4LP	OPT-TPK4NG
Hercules	OPT-TPK5LP	OPT-TPK5NG
Lantern	OPT-TPK6LP	OPT-TPK6NG
Roman	OPT-TPK7LP	OPT-TPK7NG
Flower	OPT-TPK8LP	OPT-TPK8NG
Basket	OPT-TPK9LP	OPT-TPK9NG
Urn	OPT-TPK10LP	OPT-TPK10NG
Gothic	OPT-TPK11LP	OPT-TPK11NG
Spiral	OPT-TPK12LP	OPT-TPK12NG
Tropical	OPT-TPK13LP	OPT-TPK13NG
Honeycomb	OPT-TPK14LP	OPT-TPK14NG
Havana	OPT-TPK15LP	OPT-TPK15NG
Box Weave	OPT-TPK16LP	OPT-TPK16NG
Coral	OPT-TPK17LP	OPT-TPK17NG
Diamond	OPT-TPK18LP	OPT-TPK18NG
Cubist	OPT-TPK19LP	OPT-TPK19NG
Hawi	OPT-TPK20LP	OPT-TPK20NG
Comet	OPT-TPK21LP	OPT-TPK21NG
Shotgun	OPT-TPK22LP	OPT-TPK22NG
Sunshine	OPT-TPK23LP	OPT-TPK23NG
Cyclone	OPT-TPK24LP	OPT-TPK24NG
Tiki	OPT-TPK25LP	OPT-TPK25NG

## In-Ground Post

OPT-TTBP

- » **ONLY compatible with TOP Torches**
- » NOT compatible with TopLite Torches
- » Finish: Black Powder Coat
- » Diameter: 2 1/2"
- » Total Height: 80"
- » 16" Anchor Post
- » 68" Post



**Tapered** for Easy Assembly  
\*Available in all Powder Coat Variations

**Access Hole**  
**NG** - Lets you install an in-line manual shut off valve  
**LP** - Lets you run an LP regulator hose out and to the propane tank



## Propane Tank Cover

OPT-LPCOVER

- » Black Canvas Cover.
- » For standard 20 lbs LP Tank



## Deck Post Mount

OPT-TTDP

- » **Compatible with In-Ground Post only (Above)**
- » Designed to aid in mounting the post on any hard surface (wood, concrete, etc.)
- » Material: Steel
- » Finish: Black Powder Coat
- » Opening: 2 5/8"
- » Post sold separately
- » Available in all Powder Coat Variations



## Top Torch Column Mount

OPT-TTCM

- » **ONLY compatible with TOP Torches**
- » NOT compatible with TopLite Torches
- » Material: Steel
- » Finish: Black Powder Coat
- » Length/Width: 8"
- » Height: 8"
- » Available in all Powder Coat Variations





## TopLite Torch Stand - Liquid Propane

OPT-TSTNDLP

- » Powder Coated Steel
- » Footprint: 18" x 18"
- » Torch to Torch Distance: 36"
- » Total Height: 78"
- » Gas Connection: 1/2"
- » Includes SS Whistle Free Hose

## TopLite Torch Stand - Natural Gas

OPT-TSTNDNG

- » Powder Coated Steel
- » Footprint: 18" x 18"
- » Torch to Torch Distance: 36"
- » Total Height: 78"
- » Gas Connection: 1/2"
- » Includes LP Regulator

# Torch Styles

## Torch Head Part Numbers

STYLE	ORIGINAL TOP TORCHES	TOP-LITE TORCHES	DIAMETER	HEIGHT	STYLE	ORIGINAL TOP TORCHES	TOP-LITE TORCHES	DIAMETER	HEIGHT
Ellipse	OPT-TT1M	OPT-TCH1SS	3 ¾"	14"	Havana	OPT-TT15M	OPT-TCH15SS	3 ¾"	14"
Globe	OPT-TT2M	OPT-TCH2SS	11"	14"	Woven	OPT-TT16M	OPT-TCH16SS	3 ¾"	14"
Trojan	OPT-TT3M	OPT-TCH3SS	8"	14"	Coral	OPT-TT17M	OPT-TCH17SS	3 ¾"	14"
Vent	OPT-TT4M	OPT-TCH4SS	3 ¾"	14"	Diamond	OPT-TT18M	OPT-TCH18SS	3 ¾"	14"
Hercules	OPT-TT5M	OPT-TCH5SS	8"	14"	Cubist	OPT-TT19M	OPT-TCH19SS	3 ¾"	14"
Lantern	OPT-TT6M	OPT-TCH6SS	8"	14"	Hawi	OPT-TT20M	OPT-TCH20SS	3 ¾"	14"
Roman	OPT-TT7M	OPT-TCH7SS	8"	14"	Comet	OPT-TT21M	OPT-TCH21SS	3 ¾"	14"
Flower	OPT-TT8M	OPT-TCH8SS	10"	14"	Shotgun	OPT-TT22M	OPT-TCH22SS	3 ¾"	14"
Basket	OPT-TT9M	OPT-TCH9SS	8"	14"	Sunshine	OPT-TT23M	OPT-TCH23SS	3 ¾"	14"
Urn	OPT-TT10M	OPT-TCH10SS	9"	14"	Cyclone	OPT-TT24M	OPT-TCH24SS	3 ¾"	14"
Gothic	OPT-TT11M	OPT-TCH11SS	9"	14"	Tiki	OPT-TT25M	OPT-TCH25SS	3 ¾"	14"
Spiral	OPT-TT12M	OPT-TCH12SS	7"	14"	Bull & Star	OPT-TT29M	OPT-TCH29SS	3 ¾"	14"
Tropical	OPT-TT13M	OPT-TCH13SS	3 ¾"	14"	Mosaic	OPT-TT30M	OPT-TCH30SS	3 ¾"	14"
Honeycomb	OPT-TT14M	OPT-TCH14SS	3 ¾"	14"	Mosaic - Wide	OPT-TT31M	OPT-TCH31SS	3 ¾"	14"



### Cone Torch Head - Powder Coat

- » OPT-TT26M
- » Torch Height: 18"
- » All torch heads do not include pole stand
- » Available in powder coat variations



### Cone Torch Head - Copper

- » OPT-TT27M
- » Torch Height: 18"
- » All torch heads do not include pole stand



### Fin Torch Head - Stainless Steel

- » OPT-TT28M
- » Torch Height: 18"
- » All torch heads do not include pole stand
- » Head made in Stainless Steel



### Granada Column Ornament

- » OPT-FTWRTOP
- » Height: 12"
- » Diameter: 22"
- » Base: 6" x 6"
- » Head made in Stainless Steel



### Bastille Corten Steel Column Ornament

- » OPT-FTWRTOP3
- » Height: 36"
- » L: 22" x W: 22"
- » Head made in Corten Steel



### Bastille Hammered Copper Column Ornament

- » OPT-FTWRTOP2
- » Height: 36"
- » L: 22" x W: 22"
- » Head made in Hammered Copper



### Pointe Stainless Steel Column Ornament

- » OPT-FTWRTOP4
- » Height: 36"
- » L: 22" x W: 22"
- » Head made in Stainless Steel





Ellipse



Globe



Trojan



Vent



Hercules



Lantern



Roman



Flower



Basket



Urn



Gothic



Spiral



Tropical



Honeycomb



Havana



Woven





Coral

Diamond

Cubist

Hawi



Comet

Shotgun

Sunshine

Cyclone



Tiki

Bull & Star

Mosaic

Mosaic - Wide

The Outdoor Plus' *Water-Over-Fire Pit Insert* is your solution to creating a unique fire feature. Its simple form allows it to drop into place like any other drop in pan, and its plug & play features allows for easy installation and operation.

The *Water-Over-Fire Kit* features all components necessary for plug & play operation: Burner, Water Ring, Water Lines, Water Drain, Water Pump (110V), Filter & Debris Catcher. 1/2" MIP gas Inlet. All water over fire kits are NG or LP compatible.



PART #	DIAMETER	MINIMUM CUT-OUT	HEIGHT	SUGG. GLASS	BTU
OPT-300-WOFKIT-25	25"	25.5"	18"	35 lbs.	110,000
OPT-300-WOFKIT-31	31"	31.5"	18"	45 lbs.	130,000
OPT-300-WOFKIT-37	37"	37.5"	18"	55 lbs.	160,000

The water reservoirs requires an 18" clearance below.

## UNIT OVERVIEW







# ORNAMENTS & SCULPTURES

Our collection of ornaments are a unique way to add personality to any of your fire features. They are suitable for both fire pits and fireplaces and install easily. Some of T.O.P.'s ornaments replace your unit's burner and other ornaments simply sit on top of the burner. As always, we are able to manufacture custom sizes, shapes and even your custom designs!

## Black Steel Fireplace Waves

Mild Steel Construction. Replaces pre-existing burner



PART #	DIMENSIONS	HEIGHT	INLET	BTU
OPT-WBB24	24" x 6"	18"	1/2"	80K
OPT-WBB30	30" x 6"	18"	1/2"	100K
OPT-WBB36	36" x 6"	18"	1/2"	120K



## Stainless Steel Fireplace Waves

Stainless Steel Construction. Replaces pre-existing burner



PART #	DIMENSIONS	HEIGHT	INLET	BTU
OPT-WBS24	24" x 6"	18"	1/2"	80K
OPT-WBS30	30" x 6"	18"	1/2"	100K
OPT-WBS36	36" x 6"	18"	1/2"	120K



## Stainless Steel Tangled Fireplace Burner

Stainless Steel Construction. Replaces pre-existing burner



PART #	DIMENSIONS	HEIGHT	INLET	BTU
OPT-TNG24	24" x 8"	8"	1/2"	80K
OPT-TNG30	30" x 8"	8"	1/2"	100K





# ORNAMENTS & SCULPTURES

## Fireplace Log And Tray Set

Includes: Steel Logs, Steel Grate, Steel Tray and Burner



PART #	WIDTH	DEPTH	HEIGHT	INLET	BTU
OPT-18SLS	18"	10"	14"	1/2"	90K
OPT-24SLS	24"	10"	14"	1/2"	90K
OPT-30SLS	30"	10"	14"	1/2"	95K
OPT-36SLS	36"	10"	14"	1/2"	100K




## Cat Tail Fireplace Burner

Stainless Steel Construction. Replaces pre-existing burner



PART #	WIDTH	DEPTH	HEIGHT	INLET	BTU
OPT-18WRF18	18"	6"	18"	1/2"	90K
OPT-18WRF24	24"	6"	18"	1/2"	90K
OPT-18WRF30	30"	6"	18"	1/2"	95K
OPT-18WRF36	36"	6"	18"	1/2"	100K



## Mild Steel Hoops

Ornament only. Sets over existing burner



PART #	DIMENSIONS	HEIGHT
OPT-STHP24	24" x 16"	18"
OPT-STHP30	30" x 16"	18"





# ORNAMENTS & SCULPTURES

## Steel Fire Pit Log Pile

Ornament only. Sets over existing burner



PART #	DIAMETER	HEIGHT
OPT-1924	19"	24"



## Steel Upright Logs

Ornament only. Sets over existing burner. Lava not included



PART #	DIMENSIONS	HEIGHT
OPT-STLOG24	24" x 10"	18"
OPT-STLOG30	30" x 10"	18"



## Steel Fire Balls

Ornament only. Sets over existing burner.  
Sold individually.



PART #	DIAMETER	FINISH
OPT-FB4	4"	Steel
OPT-FB6	6"	Steel



# ORNAMENTS & SCULPTURES

## Gas Burning Bush

Stainless Steel Construction. Male Connection



PART #	DIAMETER	HEIGHT	INLET	BTU
OPT-BB	16"	18"	1/2"	65k

## Gas Fire Tree Burner

Stainless Steel Construction. Male Connection



PART #	WIDTH	HEIGHT	INLET	BTU
OPT-3000	24"	24"	1/2"	180k

## Gas Lotus Flower Ornament Burner

Stainless Steel Construction. Male Connection



PART #	DIAMETER	HEIGHT	INLET	BTU
OPT-LF	18"	9"	1/2"	65k

## Gas Fire Globe Burner

Stainless Steel Construction. Male Connection



PART #	DIAMETER	HEIGHT	INLET	BTU
OPT-FG12	12"	12"	1/2"	75K
OPT-FG18	18"	18"	1/2"	125K
OPT-FG24	24"	24"	1/2"	175K

# ORNAMENTS & SCULPTURES

## Bird's Nest

Includes Ornament & SS Burner



Mild Steel



Stainless Steel



PART #	DIAMETER	HEIGHT	BURNER	INLET	BTU
MILD STEEL					
OPT-30BNS	30"	18"	24"	1/2"	150K
OPT-36BNS	36"	18"	24"	1/2"	150K
OPT-48BNS	48"	18"	36"	3/4"	200K
STAINLESS STEEL					
OPT-30BN	30"	18"	24"	1/2"	150K
OPT-36BN	36"	18"	24"	1/2"	150K
OPT-48BN	48"	18"	36"	3/4"	200K

## 1/2" Mild Steel Desert Sticks

Ornament only. Sets over existing burner



PART #	DIAMETER	HEIGHT
OPT-DS	20"	24"



## 1/2" Solid Steel Logs

Ornament only. Sets over existing burner



PART #	DIAMETER	HEIGHT
OPT-SL	18"	20"





## Steel Triangle Sculpture

Ornament only. Sets over existing burner



PART #	DIMENSIONS	HEIGHT
OPT-STTRI24	24" x 14"	22"
OPT-STTRI30	30" x 14"	22"



## Stainless Steel Polished Logs

Ornament only. Sets over existing burner



PART #	DIMENSIONS	HEIGHT
OPT-CS2410	24" x 10"	18"
OPT-CS3010	30" x 10"	18"



## 1/4" Milled Steel Fire Twigs

Ornament only. Sets over existing burner



PART #	DIMENSIONS	HEIGHT
OPT-STWG24	24" x 10"	18"
OPT-STWG30	30" x 10"	18"




## Genesis Ornament

Ornament only. Sets over existing burner


PART #	DIMENSIONS	HEIGHT
OPT-GEN24	24" x 15"	18"
OPT-GEN36	36" x 15"	18"



# FIRE PIT ADD ONS



**Glass comes in 25lb bags. Lava chunks come in 1 cubic foot quantity. Polished lava comes in 1/2 cubic foot quantity.**  
 All options are suitable for any type of fire. We suggest covering the burner a maximum of 1 inch.



## How Much Glass Does My Fire Pit Need?

Use this table to decide how much glass you will need for your fire feature's burning area. These amounts are for units with a burning area depth of about 2".

### Rectangular Burn Area

LENGTH	WIDTH	GLASS	LENGTH	WIDTH	GLASS	LENGTH	WIDTH	GLASS	LENGTH	WIDTH	GLASS
24"	6"	17 lbs.	24"	8"	20 lbs.	24"	12"	34 lbs.	24"	18"	45 lbs.
30"	6"	21 lbs.	30"	8"	25 lbs.	30"	12"	42 lbs.	30"	18"	56 lbs.
36"	6"	25 lbs.	36"	8"	30 lbs.	36"	12"	50 lbs.	36"	18"	67 lbs.
42"	6"	29 lbs.	42"	8"	35 lbs.	42"	12"	58 lbs.	42"	18"	79 lbs.
48"	6"	34 lbs.	48"	8"	40 lbs.	48"	12"	68 lbs.	48"	18"	90 lbs.
60"	6"	42 lbs.	60"	8"	50 lbs.	60"	12"	84 lbs.	60"	18"	112 lbs.
72"	6"	50 lbs.	72"	8"	60 lbs.	72"	12"	100 lbs.	72"	18"	135 lbs.
84"	6"	59 lbs.	84"	8"	70 lbs.	84"	12"	118 lbs.	84"	18"	157 lbs.
96"	6"	67 lbs.	96"	8"	80 lbs.	96"	12"	134 lbs.	96"	18"	180 lbs.

### Round Burn Area

DIAMETER	GLASS
13"	15 lbs.
19"	30 lbs.
25"	50 lbs.
31"	80 lbs.
37"	125 lbs.
48"	192 lbs.
60"	300 lbs.

### Square Burn Area

SIZE	GLASS
16.5"	15 lbs.
18"	30 lbs.
24"	50 lbs.
30"	80 lbs.
36"	125 lbs.
48"	240 lbs.
60"	375 lbs.

# FIRE PIT ADD ONS

## Fire Pit Lids

Fire Pit Covers will protect your fire pit year round from the harsh elements. The covers also create a table top for when the fire pit is not in use for extra food & drink space. *Note: All Fire Pit Lids are flat.*

### Square Cover

304 Stainless Steel, Brushed Finish



DIMENSION	PART #
14" x 14"	OPT-14SC
16" x 16"	OPT-16SC
18" x 18"	OPT-18SC
20" x 20"	OPT-20SC
22" x 22"	OPT-22SC
24" x 24"	OPT-24SC
26" x 26"	OPT-26SC
28" x 28"	OPT-28SC
30" x 30"	OPT-30SC

DIMENSION	PART #
32" x 32"	OPT-32SC
34" x 34"	OPT-34SC
36" x 36"	OPT-36SC
38" x 38"	OPT-38SC
40" x 40"	OPT-40SC
42" x 42"	OPT-42SC
46" x 46"	OPT-46SC
50" x 50"	OPT-50SC

### Rectangular Cover

304 Stainless Steel, Brushed Finish



DIMENSION	PART #
10" x 20"	OPT-RC1020
10" x 22"	OPT-RC1022
10" x 26"	OPT-RC1026
10" x 28"	OPT-RC1028
10" x 32"	OPT-RC1032
10" x 34"	OPT-RC1034
10" x 38"	OPT-RC1038
10" x 40"	OPT-RC1040
10" x 44"	OPT-RC1044
10" x 48"	OPT-RC1048
10" x 52"	OPT-RC1052
10" x 56"	OPT-RC1056
10" x 60"	OPT-RC1060
10" x 64"	OPT-RC1064
10" x 68"	OPT-RC1068
10" x 72"	OPT-RC1072
10" x 76"	OPT-RC1076
10" x 88"	OPT-RC1088
12" x 26"	OPT-RC1226
12" x 32"	OPT-RC1232
12" x 36"	OPT-RC1236
12" x 38"	OPT-RC1238
12" x 42"	OPT-RC1242
12" x 44"	OPT-RC1244
12" x 50"	OPT-RC1250
12" x 56"	OPT-RC1256
12" x 62"	OPT-RC1262
12" x 68"	OPT-RC1268
12" x 74"	OPT-RC1274
12" x 80"	OPT-RC1280
12" x 92"	OPT-RC1292
12" x 104"	OPT-RC12104
14" x 38"	OPT-RC1438
14" x 44"	OPT-RC1444
14" x 50"	OPT-RC1450
14" x 56"	OPT-RC1456
14" x 62"	OPT-RC1462

DIMENSION	PART #
14" x 68"	OPT-RC1468
14" x 74"	OPT-RC1474
14" x 80"	OPT-RC1480
14" x 92"	OPT-RC1492
14" x 104"	OPT-RC14104
16" x 28"	OPT-RC1628
16" x 40"	OPT-RC1640
16" x 52"	OPT-RC1652
16" x 64"	OPT-RC1664
16" x 68"	OPT-RC1668
16" x 76"	OPT-RC1676
16" x 82"	OPT-RC1682
16" x 88"	OPT-RC1688
16" x 106"	OPT-RC16106
18" x 38"	OPT-RC1838
18" x 44"	OPT-RC1844
18" x 54"	OPT-RC1854
18" x 68"	OPT-RC1868

### Round Cover

304 Stainless Steel, Brushed Finish



DIAMETER	PART #
17"	OPT-17RC
21"	OPT-21RC
22"	OPT-22RC
23"	OPT-23RC
24"	OPT-24RC
25"	OPT-25RC
26"	OPT-26RC
27"	OPT-27RC
28"	OPT-28RC

DIAMETER	PART #
29"	OPT-29RC
30"	OPT-30RC
32"	OPT-32RC
33"	OPT-33RC
34"	OPT-34RC
35"	OPT-35RC
38"	OPT-38RC
41"	OPT-41RC
42"	OPT-42RC
44"	OPT-44RC
47"	OPT-47RC
48"	OPT-48RC
50"	OPT-50RC
52"	OPT-52RC
54"	OPT-54RC
58"	OPT-58RC
60"	OPT-60RC

### Cone Cover

Aluminum, Black Powder Coat Finish



DIAMETER	HEIGHT	PART #
17"	3"	OPT-RCB17
23"	3"	OPT-RCB23
29"	4"	OPT-RCB29
35"	5"	OPT-RCB35
41"	6"	OPT-RCB41
47"	7"	OPT-RCB47



### Stainless Steel Access Doors

Access Doors come equipped with a lock latch. Key Included. Brushed Finish.

PART #	DOOR DIMENSIONS	OUTER DIMENSION	DEPTH
OPT-ADSS88	8" x 8"	10" x 10"	1.5"
OPT-ADSS1010	10" x 10"	12" x 12"	1.5"
OPT-ADSS1212	12" x 12"	14" x 14"	1.5"
OPT-ADSS1417	14" x 17"	16" x 19"	1.5"



### Black Cone Cover & Heat Reflector

Includes: Hook with Mounting Bracket and Black Cone Cover

PART #	DIAMETER	HEIGHT
OPT-RCB17HRF	17"	48"
OPT-RCB23HRF	23"	48"
OPT-RCB29HRF	29"	48"
OPT-RCB35HRF	35"	48"
OPT-RCB41HRF	41"	48"
OPT-RCB47HRF	47"	48"



# FIRE PIT ADD ONS

## Glass Wind Guards

Glass Wind Guards provide protection where extra caution is necessary and preserve flames in windy conditions. They are intended to be placed on top of the fire pit, not inside.



## Rectangular Wind Guard

WIND GUARD SIZE	PART #
20" x 40" x 8"	OPT-WG-2040
13" x 22" x 8"	OPT-WG-2213
13" x 24" x 8"	OPT-WG-2413
14" x 24" x 8"	OPT-WG-2414
23" x 27" x 8"	OPT-WG2723
13" x 28" x 8"	OPT-WG-2813
14" x 28" x 8"	OPT-WG-2814
16" x 28" x 8"	OPT-WG-2816
22" x 28" x 8"	OPT-WG-2822
23" x 33" x 8"	OPT-WG-3323
13" x 34" x 8"	OPT-WG-3413
14" x 34" x 8"	OPT-WG-3414
22" x 34" x 8"	OPT-WG-3422
13" x 36" x 8"	OPT-WG-3613
14" x 36" x 8"	OPT-WG-3614
14" x 38" x 8"	OPT-WG-3814
23" x 39" x 8"	OPT-WG-3923
13" x 40" x 8"	OPT-WG-4013
14" x 40" x 8"	OPT-WG-4014
16" x 40" x 8"	OPT-WG-4016
22" x 40" x 8"	OPT-WG-4022
14" x 44" x 8"	OPT-WG-4414
23" x 45" x 8"	OPT-WG-4523
13" x 46" x 8"	OPT-WG-4613

WIND GUARD SIZE	PART #
14" x 46" x 8"	OPT-WG-4614
16" x 46" x 8"	OPT-WG-4616
20" x 46" X 8"	OPT-WG-4620
22" x 46" X 8"	OPT-WG-4622
23" x 51" x 8"	OPT-WG-5123
13" x 52" X 8"	OPT-WG-5213
14" x 52" X 8"	OPT-WG-5214
16" x 52" X 8"	OPT-WG-5216
22" x 52" X 8"	OPT-WG-5222
13" x 58" X 8"	OPT-WG-5813
14" x 58" X 8"	OPT-WG-5814
13" x 64" X 8"	OPT-WG-6413
16" x 64" X 8"	OPT-WG-6416
22" x 64" X 8"	OPT-WG-6422
13" x 70" X 8"	OPT-WG-7013
14" x 70" X 8"	OPT-WG-7014
18" x 70" X 8"	OPT-WG-7018
20" x 70" X 8"	OPT-WG-7020
13" x 76" X 8"	OPT-WG-7613
16" x 76" X 8"	OPT-WG-7616
22" x 76" X 8"	OPT-WG-7622
14" x 82" X 8"	OPT-WG-8214
16" x 82" X 8"	OPT-WG-8216
14" x 94" X 8"	OPT-WG-9414
14" x 106" X 8"	OPT-WG-10614
16" x 106" X 8"	OPT-WG-10616

## Square Wind Guard

WIND GUARD SIZE	PART #
14" x 14" x 8"	OPT-WG-1414
22" x 22" x 8"	OPT-WG-2222
24" x 24" x 8"	OPT-WG-2424
26" x 26" x 8"	OPT-WG-2626
28" x 28" x 8"	OPT-WG-2828
30" x 30" x 8"	OPT-WG-3030
32" x 32" x 8"	OPT-WG-3232

WIND GUARD SIZE	PART #
34" x 34" x 8"	OPT-WG-3434
38" x 38" x 8"	OPT-WG-3838
40" x 40" x 8"	OPT-WG-4040
44" x 44" x 8"	OPT-WG-4444
52" x 52" x 8"	OPT-WG-5252

## What Size Should My Wind Guard Be?

The ideal size of a wind guard should be the size of your burning area **plus 2 inches on each side**. This allows you to still use a steel cover when the unit is not in use & reduces soot build up on the glass.

**Ex:** 24" x 24" burning area should use a 28" x 28" Glass Wind Guard.



## Stainless Steel Flame Guard

The Stainless Steel Flame Guards are all custom and made to order. The perforated material blocks any unwanted debris as well. We can make them in any size & any shape to fit any new or pre-existing fire feature. Email or call today to inquire.



## Mild Steel Flame Guard

Mild Steel Flame Guards are all custom and made to order. We can make them in any size & any shape to fit any new or pre-existing fire feature. Email or call today to inquire.

# ALL AVAILABLE CANVAS COVERS

## Fire Pit & Bowl Canvas Covers

Make sure your fire pit is protected from the elements by acquiring a durable and long-lasting canvas cover. These covers are tougher and more resistant than traditional canvas covers. Canvas Cover include a draw string for a snug and secure fit.

For a cover that will match you product, simply add the height of the product you are purchasing.

**Example: OPT-CVR-3624-23H - "23H" being the height of the product**

### Rectangular Fire Pit Covers

DIMENSION	PART #	HEIGHTS
36" x 24"	OPT-CVR-3624	23"
36" x 30"	OPT-CVR-3630	24"
38" x 34"	OPT-CVR-3834	22"
46" x 22"	OPT-CVR-4622	24"
48" x 10"	OPT-CVR-4810	10"
48" x 20"	OPT-CVR-4820	12"
48" x 24"	OPT-CVR-4824	13", 24"
48" x 28"	OPT-CVR-4828	14", 15", 16", 18", 21", 24"
48" x 29"	OPT-CVR-4829	17"
48" x 30"	OPT-CVR-4830	12", 24"
48" x 32"	OPT-CVR-4832	15", 24"
48" x 36"	OPT-CVR-4836	16", 24", 30", 36"
52" x 34"	OPT-CVR-5234	22"
54" x 24"	OPT-CVR-5424	13"
56" x 38"	OPT-CVR-5638	16"
60" x 10"	OPT-CVR-6010	10"
60" x 20"	OPT-CVR-6020	12"
60" x 24"	OPT-CVR-6024	13", 15", 24"
60" x 28"	OPT-CVR-6028	14", 15", 16", 18", 21", 24"
60" x 29"	OPT-CVR-6029	17"
60" x 30"	OPT-CVR-6030	12", 15", 16", 24"
60" x 32"	OPT-CVR-6032	15", 24"
60" x 36"	OPT-CVR-6036	16", 24", 30"
66" x 34"	OPT-CVR-6634	22"
66" x 38"	OPT-CVR-6638	16"
72" x 10"	OPT-CVR-7210	10"
72" x 16"	OPT-CVR-7216	16", 24"
72" x 20"	OPT-CVR-7220	12"
72" x 24"	OPT-CVR-7224	15", 24"
72" x 28"	OPT-CVR-7228	14", 15", 16", 18", 24"
72" x 30"	OPT-CVR-7230	12", 15", 16", 24"
72" x 32"	OPT-CVR-7232	15", 24"
72" x 36"	OPT-CVR-7236	16", 24", 30"
78" x 36"	OPT-CVR-7836	30"
84" x 24"	OPT-CVR-8424	16", 24"
84" x 28"	OPT-CVR-8428	14", 15", 16", 18", 24"
84" x 30"	OPT-CVR-8430	16"
84" x 32"	OPT-CVR-8432	15", 24"

### Rectangular Fire Pit Covers

DIAMETER	PART #	HEIGHTS
84" x 36"	OPT-CVR-8436	16", 24"
86" x 24"	OPT-CVR-8624	27"
90" x 38"	OPT-CVR-9038	16"
96" x 28"	OPT-CVR-9628	14", 15", 18", 24"
96" x 36"	OPT-CVR-9636	24"
108" x 28"	OPT-CVR-10828	14", 15", 24"
120" x 28"	OPT-CVR-12028	15", 24"
120" x 48"	OPT-CVR-12048	30"
120" x 60"	OPT-CVR-12060	42"
144" x 48"	OPT-CVR-14448	30"
144" x 60"	OPT-CVR-14460	42"

### Round Fire Pit Covers

DIAMETER	PART #	HEIGHTS
22" Round	OPT-CVR-22R	33"
30" Round	OPT-CVR-30R	14", 24"
32" Round	OPT-CVR-32R	18"
36" Round	OPT-CVR-36R	20", 24"
37" Round	OPT-CVR-37R	25"
38" Round	OPT-CVR-38R	16", 25"
42" Round	OPT-CVR-42R	12", 16", 18", 24"
43" Round	OPT-CVR-43R	24"
46" Round	OPT-CVR-46R	24"
48" Round	OPT-CVR-48R	15", 16", 17", 18", 20", 24"
54" Round	OPT-CVR-54R	20"
60" Round	OPT-CVR-60R	15", 16", 18", 20", 21", 24"
68" Round	OPT-CVR-68R	24"
72" Round	OPT-CVR-72R	18", 20", 24"
80" Round	OPT-CVR-80R	24"

### Square Fire Pit Covers

DIMENSION	PART #	HEIGHTS
20" x 20"	OPT-CVR-2020	33"
24" x 24"	OPT-CVR-2424	24"
30" x 30"	OPT-CVR-3030	24"
33" x 33"	OPT-CVR-3333	22"
36" x 36"	OPT-CVR-3636	12", 15", 16", 24"
42" x 42"	OPT-CVR-4242	12", 15", 18", 24"
48" x 48"	OPT-CVR-4848	15", 16", 18", 24"
50" x 50"	OPT-CVR-5050	24"
60" x 60"	OPT-CVR-6060	16", 18", 24"



# ALL AVAILABLE CANVAS COVERS

## Bowl Canvas Covers

For a cover that will match you product, simply add the height of the product you are purchasing.

**Example: OPT-CVR-3624-23H - "23H" being the height of the product**

### Bowl Covers

DIMENSION	PART #	HEIGHTS
24" Round	OPT-BCVR-24R	8", 9", 10",
27" Round	OPT-BCVR-27R	10"
30" Round	OPT-BCVR-30R	12", 14", 15"
31" Round	OPT-BCVR-31R	10", 11", 20"
32" Round	OPT-BCVR-32R	10", 12"
33" Round	OPT-BCVR-33R	11"
36" Round	OPT-BCVR-36R	12", 14" 16"
38" Round	OPT-BCVR-38R	16"
46" Round	OPT-BCVR-46R	16"

DIMENSION	PART #	HEIGHTS
48" Round	OPT-BCVR-48R	16", 17"
60" Round	OPT-BCVR-60R	15"
24" Square	OPT-BCVR-2424	10"
30" Square	OPT-BCVR-3030	10", 12", 13"
36" Square	OPT-BCVR-3636	12", 13"
32" x 24"	OPT-BCVR-3224	14"
40" x 30"	OPT-BCVR-4030	14"
48" x 36"	OPT-BCVR-4836	14"

## Special Canvas Covers

For a cover that will match you product, simply add the height of the product you are purchasing.

**Example: OPT-CVR-3624-23H - "23H" being the height of the product**

### Special Fire Pit Covers

NAME	PART #	HEIGHTS
Whitney Fire Pit	OPT-WHTCVR-484824	24"
Whitney Fire Pit	OPT-WHTCVR-606036	24"
Whitney Fire Pit	OPT-WHTCVR-727248	24"
Dana Fire Pit	OPT-DANCVR-6028	24"
Alto Fire Pit	OPT-ALTCVR-6628	24"
Alto Fire Pit	OPT-ALTCVR-7828	24"
Dixie Fire Pit	OPT-DXCVR-6024	24"
Dixie Fire Pit	OPT-DXCVR-7224	24"



**EVERY COVER IS TIGHTENED WITH A DRAW STRING AND SECURED WITH A TOGGLE SPRING CLASP.**





# CUSTOM FIRE & WATER FEATURES

The Outdoor Plus prides itself in manufacturing everything you see here. With a fully operational manufacturing facility, we are able to custom make practically any fire pit, fire tower, scuppers, pans, burners and more. Whether its a fire pit that needs a few inches adjusted or a completely original product, the possibilities are endless. T.O.P's experienced staff and array of machinery can manufacture what you truly desire.

To inquire, send an email to [sales@theoutdoorplus.com](mailto:sales@theoutdoorplus.com) or go to [theoutdoorplus.com/custom](http://theoutdoorplus.com/custom)



Custom Fire Tower



Custom Arched Pan & Linear Burner



Custom 18' Self Contained Fire & Water Unit



Custom 4' Water & Planter Feature



Custom Fire & Water Feature





Custom Guitar Fire Pit with Musical Cut-Out Details



Custom 18" x 60" Desert Sticks




Custom Fire Pit & Custom Tile Finish



Custom Size Unity Fire Pit



Custom Stainless Steel Tower



Custom Drop In Pan & Burner



Custom Copper Scupper



Custom Curved Burner



# WARRANTY & FREIGHT POLICIES

## PRODUCT WARRANTY

The Outdoor Plus Company (TOP) warranties fire pits against manufacturing defects that prevent safe and correct function as follows:

Warranty periods are as follows:

### **Electronics, Gas Valves, & Pilot Assembly:**

Commercial - 6 Months ; Residential - 1 Year

### **Stainless Steel & Aluminum Pans:**

Commercial - 1 year; Residential - 5 years

### **Burner Ring & Burner Bars:**

Lifetime Warranty

### **Electrodes & Spark Igniters**

Not Warranted (due to lifespan)

- This commences from the date of original sale / shipment from The Outdoor Plus
- The warranty on parts and in-house labor will apply only to claims presented to us by T.O.P's original customer and is in lieu of all other warranties expressed or implied.
- The defective product must be sent back to TOP with a Return Merchandise Authorization (RMA) issued by TOP for that specific product which states the nature of the defect or warranty claim. The original purchase information will be required.
- Product to be returned should be packed carefully. The Outdoor Plus is not responsible for shipping damage on returned items.
- RMA's are only valid for 30 days which states the nature of the defect or warranty claim after the expiration date.
- The RMA number must be indicated on the outside of the return package and a copy of the RMA should be placed in the package with product.
- TOP is not responsible for damaged caused by overheating, modification, abuse, improper storage, installation, or maintenance.
- TOP is not responsible for surface level rust on stainless steel products.
- TOP is not responsible for the actions including negligence of the installer.
- Any labor involving installation or maintenance with the unit is not covered.
- This warranty excludes claims for incidental or consequential damage and indirect collateral expenses arising from product defects or warranty recovery. Product manufactured by TOP including cLCus, UL, or CSA Certified models, cannot be altered or modified in any way.
- TOP is not responsible for local codes and will not accept a return on any product that is not approved for installation. Please check with your local authorities or governing agencies for proper

approvals before purchasing.

## PRODUCT RETURN POLICY

No returns on made-to-order goods.

No returns on custom features, NO EXCEPTIONS.

If a product is delivered incorrectly, it is the recipients responsibility to notify TOP within 48 hours. TOP is not responsible for incorrect or damaged packages and shipments 48 hours after they have been received.

## PRODUCT TESTING PROGRAM

If you believe a unit or component you received is defective, The Outdoor Plus will gladly test any component at T.O.P's facility. TOP will cover shipping back to you.

### DEFECTIVE

If an item is found to be defective it will be repaired or replaced at T.O.P's discretion. TOP will absorb all costs of outgoing freight and replacement costs if product is in warranty.

### NON-DEFECTIVE

If the product is found to be non-defective it will be returned to the customer - no credit will be given.

### TOP ERROR

If a return is needed due to a mistake on T.O.P's part, we will issue a RMA and Return Services Label. When products are received at TOP, credit will be issued for the products and the outgoing freight on the original invoice.

### CUSTOMER ERROR

If an RMA is asked for and covers current new products in the original package, we will authorize the return. The customer is responsible for the return shipping. When products are received we will issue credit for the original customer cost less a 25% restocking charge.

Custom orders do not apply.

## FREIGHT POLICY

All orders will be shipped FOB Ontario, California, with a standard shipping carrier selected by TOP unless customer specifically requests their own carrier and account. A freight quote may be requested in advance. TOP works diligently with standard carriers to achieve the best discounts available.



# COLOR SWATCHES

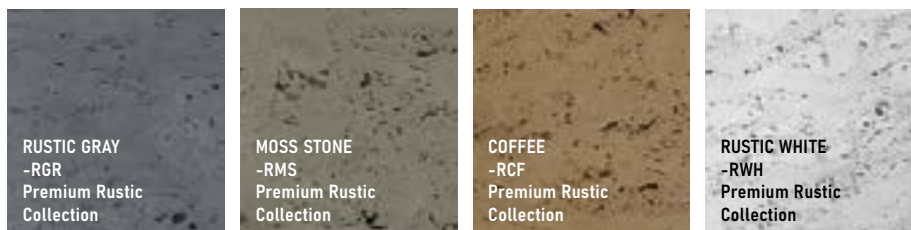
## Classic GFRC Collection

T.O.P.'s classic smooth concrete finishes are some of the strongest out there. T.O.P.'s proprietary formula allows us to create an extremely durable product that also saves weight when compared to standard concrete. Unlike other concrete products on the market, T.O.P.'s products are colored all the way through. That means any surface damage that may occur is minimized whereas others only paint the surface of their white concrete leaving eyesores when chipped or scuffed. T.O.P.'s tinted sealers also help prevent water absorption and minimizes color variation so that you receive what you see in T.O.P.'s images.



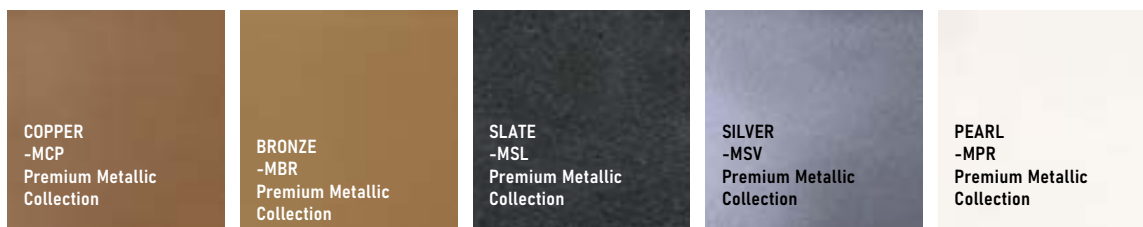
## Premium Rustic Finishes

TOP's *Premium Rustic Finishes* are the latest options to T.O.P.'s line of GFRC finish options. Each product with rustic finish is unique for a more organic-stone look. The texture is only a couple millimeters deep, ensuring the same structural integrity as out smooth GFRC finishes.



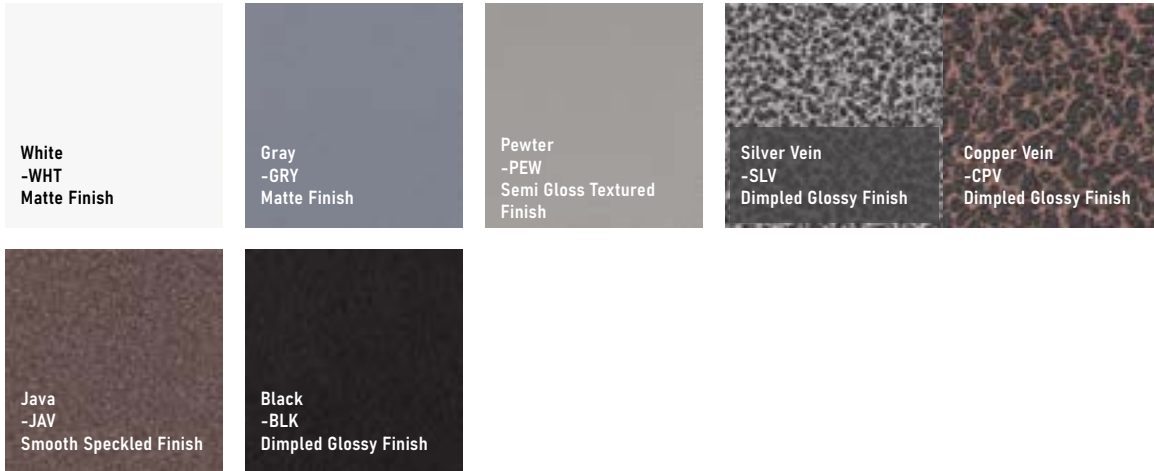
## Premium Metallic Finishes

TOP's *Premium Metallic Finishes* glimmer beautifully in the light and mimics the look of an anodized finish. T.O.P.'s metallic finishes can be applied to any of T.O.P.'s GFRC concrete products. It is designed to retain its shine and protect the concrete from harsh UV rays and natural outdoor elements,



## Classic Powder Coat Collection

TOP's Powder Coat finishes are UV resistant, discoloration resistant and are designed to protect against natural elements such as wind & moisture. The finishes are strong enough to resist damage from every day use, and will not chip or crack under normal use.



## Premium Wood Grain Finishes

TOP's *Concrete Wood Grain Finishes* are designed to give a realistic wood look without the downsides of natural wood. Each unit is stained and finished by hand for a unique & realistic wood-grain look. Wood grain texture units retain all the structural integrity as T.O.P.'s smooth and rustic finishes to ensure the unit lasts for years to come.



## STAINLESS STEEL What Is It & How To Maintain It

### What "Stainless" Really Means

Stainless Steel is a slightly misleading name. A more accurate description would be "Harder to Stain" Steel. The largest component of stainless steel is steel. Steel will rust. The chromium in stainless steel when exposed to oxygen in the atmosphere forms a thin invisible layer called chromium oxide and gives stainless steel its ability to resist stains and rust. If this layer is damaged, rust is formed on the surface at the point of the damage.

The good news is, with a little cleaning and care the chromium oxide layer is self-healing.

### How can I clean my product without damaging it?

Avoid damaging the chromium oxide layer by avoiding the use of cleaners that contain chlorides (fluorine, chlorine, bromine, iodine, etc.). Cleaners containing alcohol, ammonia or mineral spirits can also damage the protective layer. DO NOT use steel wool or steel brushes as particles of these carbon steel articles may stick to the surface and begin to rust.

Stainless steel and the chromium oxide layer thrive on proper cleaning. For everyday cleaning of dust, dirt and fingerprints, a mild soap/detergent (dish detergent) and warm water solution should be used. Use the solution to remove the dust, rinsing with fresh water and a clean microfiber cloth. Finish by drying completely.

Removal of oxidized stains and even "surface rust" can be done by using a paste made from baking soda and water or a cleaner that contains oxalic acid, such as Bar Keeper's Friend Soft Cleanser.



## What is Corten Steel?

Corten Steel is a high strength steel that creates its own weathering resistance. It is also referred to as Weathering Steel but the name COR-TEN™ has been a trademarked name used to generalize weathering steel.

This steel alloy has been used in architecture across the globe in wet & dry environments. It eliminates the need to paint & provides great protection all on its own


## Is my product going to rust and destroy itself?

Not at all! At first glance, the rust may look alarming but rest assured your product is just fine. The weathered surface forms when the raw steel is exposed to the elements as self protection. Once it creates this surface, the material underneath is protected and structurally sound for many years to come.

COR-TEN™ has a weather resistance 4~8 times greater than that of raw mild steel. Each of T.O.P.'s COR-TEN™ Steel Products leave T.O.P.'s facilities with the light weathering process in progress. The texture of the COR-TEN™ Steel may be irregular but will even out with time and continue to darken and self regulate.

## How will my product look after some time?

The image below shows the aging/patina process of COR-TEN™ Steel starting from left to right



## Surface Care, Treatment & Cleaning

The COR-TEN™ Steel will have a "rust" layer of residue which can be powdery and stain your skin and clothes, we suggest not grabbing or sitting on the COR-TEN™ Steel.

If you scuff or scratch the surface, the best thing to do is leave it alone and let the corten steel heal itself. The moisture in the air will help expedite this process. Another option is to lightly rub the surface with kitchen grade scotch bright and smooth it out.

If the unit becomes wet, like after rain showers, the water can carry the corten particles down the sides, drip and stain the floor. This can be power-washed with water.



# COPPER Its Natural Properties & How To Maintain It

## What is Copper?

It is a shiny, red metal and is used in various applications, including T.O.P's fire pits and other furnishings. It is a precious and soft, malleable metal that can be polished and artificially patina to create a beautiful finish.

## Will my copper turn completely green?

To begin, it is impossible to completely prevent moisture from making contact with the copper so you will always get some naturally occurring patina. First the overall color will darken a bit over time. Secondly, if water sits on the surface, it may penetrate the coating and as it evaporates, can leave slight green stains. T.O.P's fire pits have two coatings to help protect it against copper's naturally forming green patina. First, we apply a patina coating which is responsible for T.O.P's dark & rich finish on T.O.P's copper products. Second, we finish it off with a clear coat to seal it in and slow down moisture penetration.

To put it shortly, your fire pit will not turn entirely green, especially if you clean it well, and dry promptly.



The green speckles are a result of water constantly splashing on the surface and evaporating multiple times

## Surface Care, Treatment & Cleaning

Avoid damaging the copper by avoiding the use of cleaners that contain chlorides, bleach, hydrogen peroxide, or any solvents. Cleaners containing alcohol, ammonia or mineral spirits can also damage the protective layer. DO NOT use steel wool or steel brushes as particles of these carbon steel articles may stick to the surface and begin to rust. A mild soap/detergent (dish detergent) and warm water solution should be used. Use the solution to remove the dust, rinsing with fresh water and a clean microfiber cloth to avoid scuffs. Finish by drying completely.

## My surface looks dull and is starting to fade. What can I do?

If you feel like your copper's clear coating surface has worn away in certain high-contact spots (such as the tops that are commonly used as table tops) you can apply a coat of clear aerosol lacquer. Make sure to clean it of any dust, stains, markings, etc. before you do so as you will trap them under the lacquer if you don't.

## POWDER COAT What Is It & How To Maintain It

### What is Powder Coat

First off, powder coat is not paint. It is a powder that is electro-statically applied and then heated to fuse itself to the object it is applied on. This makes it more durable

### How Can I Clean My Powder Coated Products?

To clean your products of normal dust and particles, you can use a mild water & detergent mix (dish soap is okay) and wipe it down with a soft cloth. Microfiber cloths will ensure you do not cause any abrasions. Be sure to dry any water droplets as they can cause water marks.

### Preventing Stubborn Water Marks

Water marks and water stains form when water droplets sit and then evaporate on the surface of the product. This is because water has minerals, most commonly calcium and lime, and when the water evaporates, the calcium and lime is left behind leaving stubborn white rings. To prevent these stains from occurring, dry off any water before it evaporates.

### There Are Harsh Water Marks On My Unit And Soap Wont Remove Them. What Can I Do?

You have a couple options here. One home remedy is to mix 1 parts vinegar with 1 parts warm water and spray it to the affected surfaces. After about a minute, you can then begin to wipe them off. Leave the vinegar mix on longer for more stubborn stains. Lastly, wipe off any residue and vinegar odor with a clean damp rag

Another remedy is using a cleaner called CLR (Calcium, Lime & Rust Remover). It is safe to use on powder coat finished and can be found in most grocery store stores and home improvement stores. Only apply to affected areas and do not let it sit on the surface for more than 30 seconds as it make damage the finish. Apply on a soft cloth and wipe the affected areas. Once dry, with a clean damp rag, wipe off any residue that may be on the surface.





# THE OUTDOOR PLUS

USA MANUFACTURER OF FIRE & WATER FEATURES

## Clearance From Combustibles.

This diagram applies to all fire pits and fire features

### Flooring

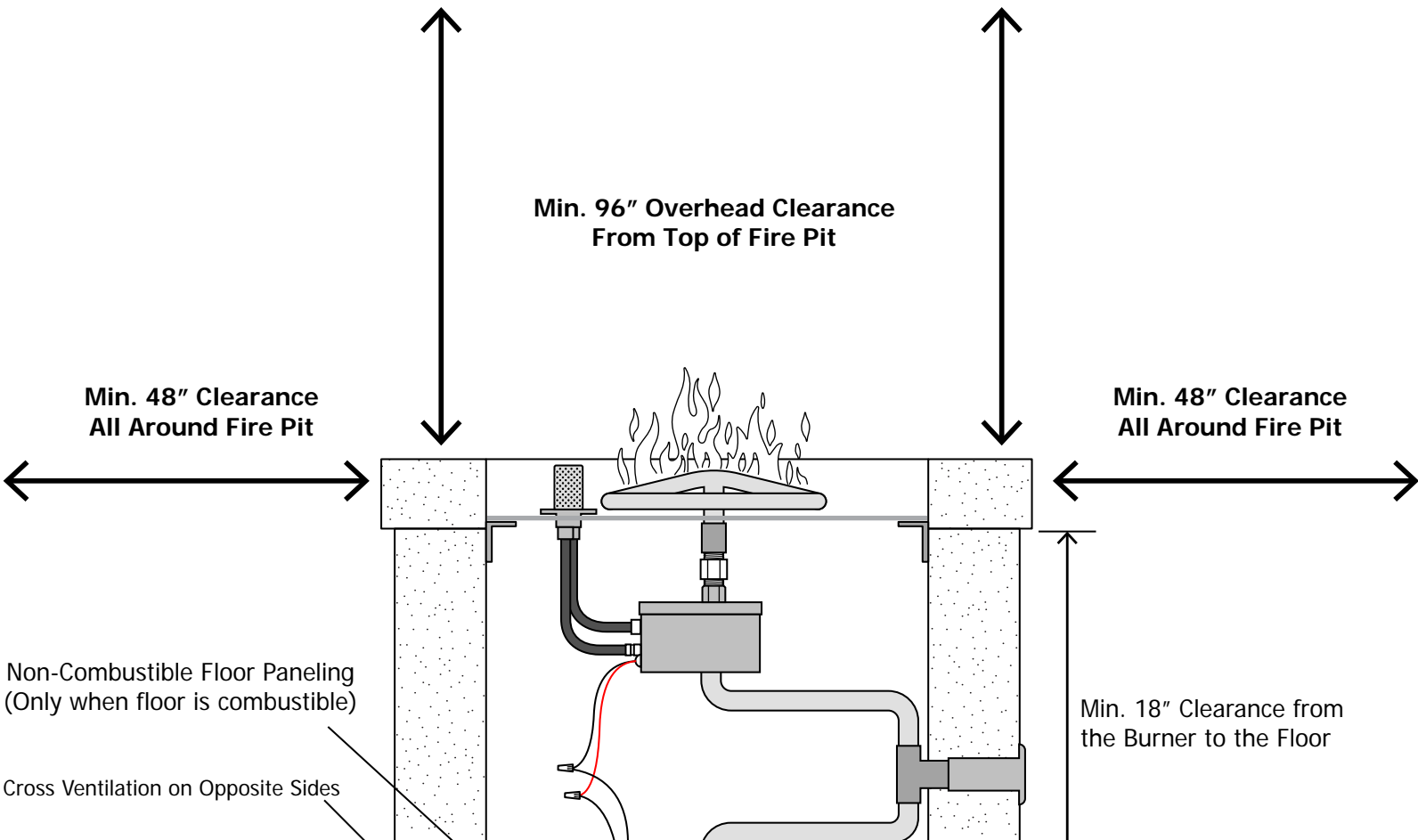
All fire pits and fire features must be installed on non-combustible flooring. If the fire feature is installed on a combustible floor, such as wood decking, a non-combustible floor paneling **MUST** be properly installed underneath.

### Installation

We suggest that our products be installed by professionals that are locally licensed by the authority having jurisdiction in gas piping.

### Service

We suggest that our products be serviced by a professional certified in the US by the National Fireplace Institute (NFI) as NFI Gas Specialists







## OUR MANUFACTURING CAPABILITIES INCLUDE

- » BOWLS
- » FIRE PITS & TABLES
- » FIRE & WATER FOUNTAINS
- » GAS TORCHES
- » SCUPPERS
- » ACCESSORIES
- » PAN & BURNER KITS
- » BULLET BURNERS
- » IGNITION SYSTEMS

THEOUTDOORPLUS.COM  
909-460-5579



| @THEOUTDOORPLUS



**VISIT US ONLINE!**  
Scan the code by opening your phone's camera and pointing it at the QR Code