

# ICX

THE FAIR  
PREMIUM  
IMPLANT-  
SYSTEM.

**ICX-ACTIVE  
LIQUID**

February 2021/01

## **ICX-SYSTEM OVERVIEW**

ICX IMPLANTS  
ICX SURGERY  
ICX-PROTHETICS



Produced in Germany and Switzerland  
and exported worldwide.



Thank you for your trust.

**medentis**  
medical

# ICX-SYSTEM OVERVIEW

February 2021/01

# ICX



**medentis**<sup>®</sup>  
medical

[www.icximplant.com](http://www.icximplant.com)

**SERVICE**

Explanation of names, signs and labels.....	6
---	---

**SURGERY****ICX-IMPLANTS & DRILLS**

ICX-MINI Ø 2.9mm Implants .....	8
ICX-Ø 3.3mm (BL+TL) Implants & Prosthetics.....	9-23
ICX-ACTIVE LIQUID Implants .....	24/25
ICX-PREMIUM Implants .....	26
ICX-PREMIUM TISSUE LEVEL (TL) Implants .....	27
ICX-ACTIVE-MASTER TISSUE LEVEL (TL) Implants .....	28
ICX-PREMIUM/ICX-plus Single-Implants .....	29
ICX-PREMIUM Parallel- and Stop-Drills .....	30/31
ICX-ACTIVE-MASTER Implants .....	32
ICX-ACTIVE-WHITE-Ceramic-Implants .....	32
Overview ICX-ACTIVE-MASTER Parallel and Stop Drill & Surgery Box .....	33

**ICX-DRILL STOP SLEEVES**

Overview ICX drill stop sleeves .....	34
ICX-drill stop-Box / ICX-Bonespreader-Box.....	35

**HEALING CAPS & TRANSFER****ICX healing caps**

Overview of ICX cover screws and healing caps .....	36
Overview ICX healing caps customizable .....	37
Overview ICX Tissue Level (TL) healing Caps.....	38

**CERICX healing caps**

CERICX healing caps & Impression Copings .....	39
--	----

**ICX-IMPRESSION POSTS**

Overview ICX impression posts.....	40
------------------------------------	----

**ICX-MODEL ANALOG**

Overview ICX model analogs .....	41
----------------------------------	----

## **PROSTHETICS**

---

### **1. Cemented and bonded restoration**

#### **ICX-ABUTMENTS & ADHESIVE BASES**

Overview ICX Titaniumium abutments .....	42-45
Overview of ICX solid and ICX universal abutments.....	46
Overview ICX bar systems.....	47
Overview of ICX gold, CrCo and plastic abutments.....	47
Overview ICX-plus (TL) abutments .....	48
Overview ICX-CAD/CAM/adhesive base and scanbody.....	49
ICX-Cerec® adhesive bases and scan caps.....	50
ICX adhesive base for ZirkonZahn-System .....	50

#### **CERICX-ZIRCONIUM ABUTMENTS**

Overview CERICX-Zirconium-Abutments .....	52/53
---	-------

### **2. Occlusal screw-retained restoration**

#### **ICX MULTI-CONCEPT FOR OCCLUSAL SCREW FIXATION**

Overview ICX-MULTI concept (4-ON-ICX & 6-ON-ICX).....	54-56
---	-------

### **3. hybrid technology**

#### **ICX-t-bona BALL HEAD PATRICES & MATRICES**

Overview ICX-t-bona ball head system .....	58
Overview t-ecco & Dalbo®-Plus Matrices for ICX.....	59

#### **ICX-MAXIMUS (LOCATOR™) PATRICES & MATRICES**

Overview ICX Maximus superstructures, one/two-piece.....	60/61
Overview ICX Maximus accessories .....	62
Overview CM LOC® Matrices system.....	63

## **ICX-ACCESSORIES**

---

Overview ICX Prostheticv box .....	64/65
Overview ICX instruments and screws.....	66-69
Product info recommendations for torques.....	70-73
Product info ICX-BL + TL Implants.....	74
Overview ICX Blanks/Preforms/Abutment Holder Systems.....	75





# Explanation of the names, Signs and labels

Explanation of symbols/characters on labels/product labels and package inserts:



Batch number



Item number



Gamma sterilized



Use before expiration date



for single use only



Please read the instruction for use carefully



ICX products are CE marked and comply with the requirements of Medical Device Directive 93/42 EEC



Do not use, if packaging is damaged



Do not resterilize

## Meaning of colour coding for ICX drills & implants

White ○ = Ø 2,9mm

Red ● = Ø 3.75mm

Pink ● = Ø 3,3mm

Green ● = Ø 4.1mm

Yellow ● = Ø 3,45mm

Blue ● = Ø 4.8mm

Colour representations and sizes of the illustrations in this brochure are not binding!

# OVERVIEW: ICX-MINI Ø 2.9mm IMPLANTS

## ICX-MINI Ø 2.9mm Implants

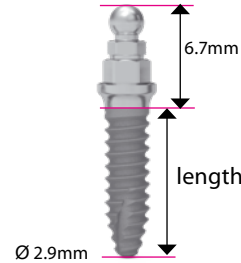
All ICX-MINI Ø 2.9mm implants are only available in a pack of 6. It is a 2-piece and are supplied with a GH 1mm ball head.

ICX-MINI implant white, Ø 2.9mm

Article-No.

C-001-290080	ICX-MINI ø 2.9 x 8mm (pack of 6)
C-001-290100	ICX-MINI ø 2.9 x 10mm (pack of 6)
C-001-290125	ICX-MINI ø 2.9 x 12.5mm (pack of 6)

**Note: Only use C-003-000004 ICX-mini cover screw!**



Insertion tool: C-015-100006  
Insertion



Ball head removal:  
Counter instrument: C-015-100009






Insertion tool: C-015-100007  
Ball head



Hex tool: 960002  
Cover screw




## Overview/Prosthetics: MINI-implant ICX-MINI Ø 2.9mm

Article-No.		Article	Dimensions	Material
C-003-000004		ICX-MINI cover screw, (see note 1 below!) Is screwed in with: Art.-No.: 96 0002	-	Titanium
C-022-090001		t-bona ball head mini, ball ø 2.25mm, incl. model analog	GH 1mm	Titanium
C-022-090002		t-bona ball head mini, ball ø 2.25mm, incl. model analog	GH 2mm	Titanium
C-022-090003		t-bona ball head mini, ball ø 2.25mm, incl. model analog	GH 3mm	Titanium
C-026-010501		ICX-MINI Massive abutment (The solid abutment coping is cemented in the patient's mouth. This subsequent solid abutment can be milled and conventionally impression).	Ø 5mm K 7mm	Titanium

**Note 1: The tightening torque of 5 to 10Ncm should not be exceeded. Please tighten all ICX-mini cover screws by hand only. If you screw them in with 20 Ncm or more, there is a risk that conical forces will be created, which will make it almost impossible to loosen them later.**

**Note:** GH = Gingival height

## ICX Maximus abutment for ICX-MINI Ø 2.9mm\*\*


Article-No.		Article	Material
C-031-030001		ICX-Maximus for ICX-MINI, consisting of sleeve GH 3mm and base screw	Titanium

\*\*The two-part ICX Maximus abutment is a proprietary development of medentis medical and compatible with LOCATOR™ matrices.

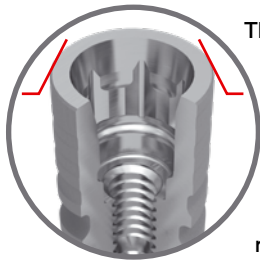
# ICX-Ø 3.3mm Implants

In areas with limited space, narrow dental implants offer clear advantages.

Due to the development of innovative implant types with a reduced diameter, it is possible to meet minimum criteria for a professional indication.

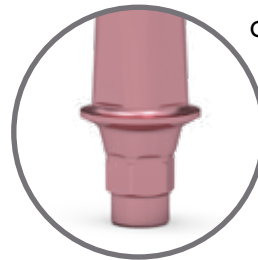


## Outstanding properties of the ICX-Ø 3.3mm implants




The ICX-PREMIUM- Ø 3.3mm and the ICX-ACTIVE-MASTER Ø 3.3mm implants open up completely new horizons in the field of reduced-diameter Implantation!

We are expanding our ICX family with a reduced-diameter implant. This means, that additional indications can be covered with the usual high quality and precision of the ICX-typical implant-abutment connection. To be able to guarantee this, we have rethought this for the narrow diameter and launched a completely new prosthetic line.



Our goal was to provide you, the practitioner, with an implant that can be used in borderline cases, without compromising stability.

So now you can solve difficult cases more easily and rely on our ICX-PREMIUM Ø 3.3mm and the ICX-ACTIVE-MASTER Ø 3.3mm implants!



### IMPORTANT NOTE:

The ICX-PREMIUM Ø 3.3mm and the ICX-ACTIVE-MASTER Ø 3.3mm implants can NOT be supplied with the ICX standard prosthetics!

The ICX-Ø 3.3mm implants have a different inner geometry to the geometry of the ICX-PREMIUM & ICX-ACTIVE-MASTER red, Ø 3.75mm - green, Ø 4.1mm - blue, Ø 4.8mm.

ICX-Ø 3.3mm implants have their own prosthetic line!



# OVERVIEW - SURGERY ICX-Ø3.3mm: ICX-Ø 3.3mm BL & TL IMPLANTS

## ICX-PREMIUM Ø 3.3mm Implants (BL)

All ICX-PREMIUM Ø 3.3mm implants are only available in a pack of 6

Article-No.

C-001-330080	ICX-PREMIUM Ø 3.3 · L 8mm (Pack of 6) <b>NEW!</b>
C-001-330100	ICX-PREMIUM Ø 3.3 · L 10mm (Pack of 6) <b>NEW!</b>
C-001-330125	ICX-PREMIUM Ø 3.3 · L 12.5mm (Pack of 6) <b>NEW!</b>

Ø 3,3mm




## ICX-ACTIVE-MASTER Ø 3.3mm Implants (BL)

All ICX-ACTIVE MASTER Ø 3.3mm implants are only available in a pack of 6

Article-No.

ACM-001-330080	ICX-ACTIVE-MASTER Ø 3.3 · L 8mm (Pack of 6) <b>NEW!</b>
ACM-001-330100	ICX-ACTIVE-MASTER Ø 3.3 · L 10mm (Pack of 6) <b>NEW!</b>
ACM-001-330125	ICX-ACTIVE-MASTER Ø 3.3 · L 12.5mm (Pack of 6) <b>NEW!</b>

Ø 3,3mm



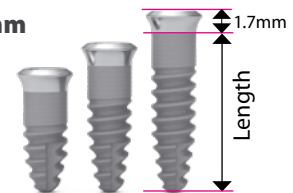
## ICX-PREMIUM Ø 3.3mm Implants (TL)

All ICX-ACTIVE MASTER Ø 3.3mm implants are only available in a pack of 6

Article-No.

T-001-330080	ICX Premium TissueLine Implant Ø 3.3 x 8mm (Pack of 6) <b>NEW!</b>
T-001-330100	ICX Premium TissueLine Implant Ø 3.3 x 10mm (Pack of 6) <b>NEW!</b>
T-001-330125	ICX Premium TissueLine Implant Ø 3.3 x 12.5mm (Pack of 6) <b>NEW!</b>

Ø 3.3mm




## ICX-ACTIVE-MASTER Ø 3.3mm Implants (TL)

All ICX-ACTIVE MASTER Ø 3.3mm implants are only available in a pack of 6

Article-No.

TAM-001-330080	ICX Active Master TissueLine Implant Ø 3.3 x 8mm (Pack of 6) <b>NEW!</b>
TAM-001-330100	ICX Active Master TissueLine Implant Ø 3.3 x 10mm (Pack of 6) <b>NEW!</b>
TAM-001-330125	ICX Active Master TissueLine Implant Ø 3.3 x 12.5mm (Pack of 6) <b>NEW!</b>


Ø 3.3mm






# OVERVIEW - SURGERY ICX-Ø3.3mm: ICX-Ø 3.3mm BL & TL DRILLS

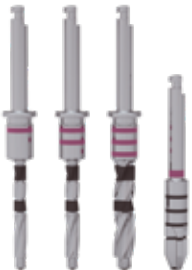
## ICX-PREMIUM Ø 3.3mm Drills

Article-No.	ICX-PREMIUM Ø 3.3 drills	Article
C-014-003330		ICX-PREMIUM Parallel drill <b>soft Ø 3.3 pink I</b> ●
C-014-006330		ICX-PREMIUM Parallel drill <b>standard Ø 3.3 pink II</b> ●
C-014-007330		ICX-PREMIUM Parallel drill <b>hard Ø 3.3 pink III</b> ●
C-014-005330		ICX-PREMIUM STOP drill <b>Ø 3.3 pink</b> ●


## ICX-PREMIUM Surgery-Box

Article-No.	ICX-PREMIUM Surgery Box (filled)
C-018-100003	<p>ICX-PREMIUM Surgery Box (filled)</p> 

## ICX-ACTIVE-MASTER Ø 3,3mm Drills

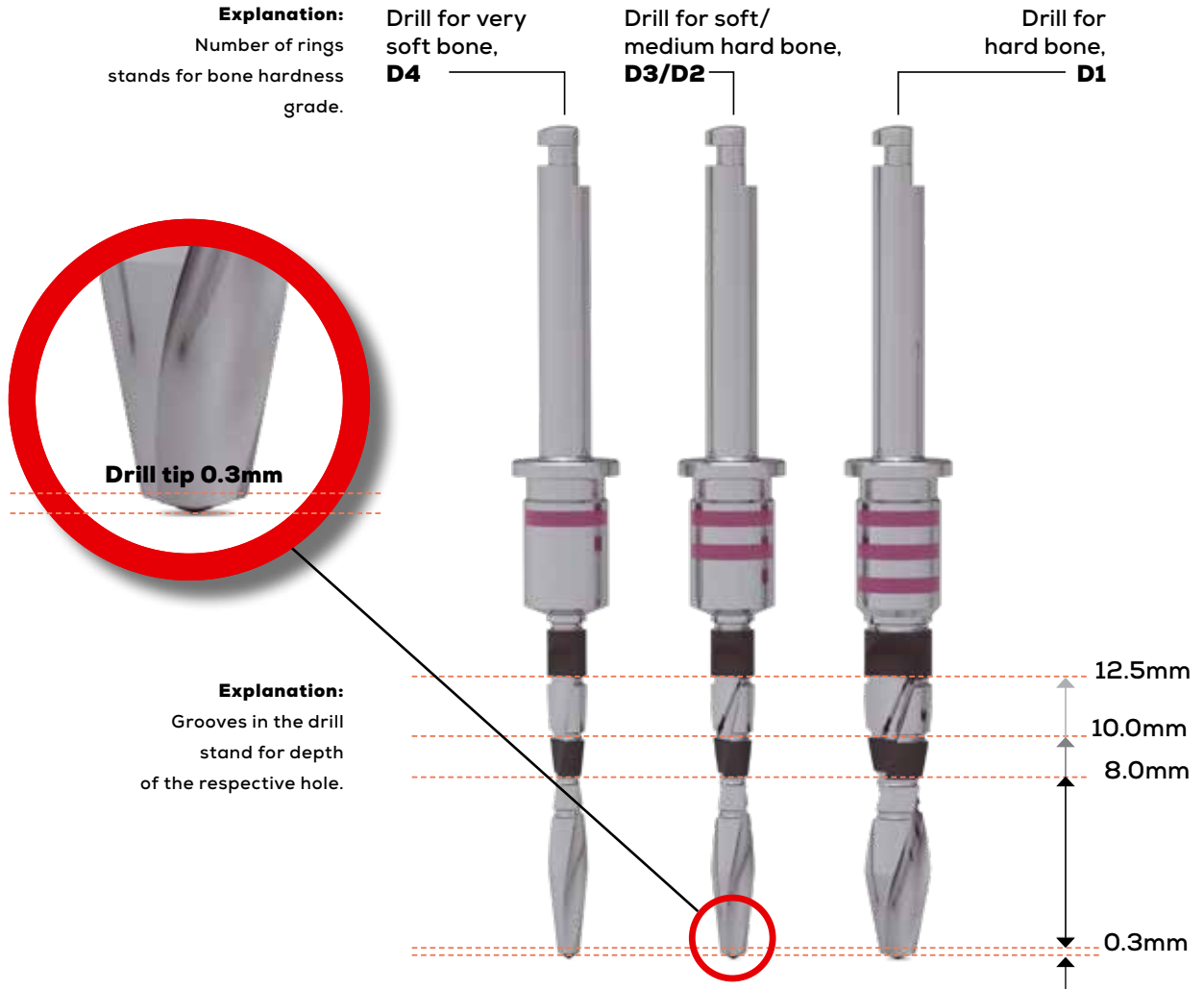
Article-No.	ICX-ACTIVE-MASTER Ø 3.3 drills	Article
ACM-014-003330		ICX-ACTIVE-MASTER Parallel drill <b>soft Ø 3.3 pink I</b> ●
ACM-014-006330		ICX-ACTIVE-MASTER Parallel drill <b>standard Ø 3.3 pink II</b> ●
ACM-014-007330		ICX-ACTIVE-MASTER Parallel drill <b>hard Ø 3.3 pink III</b> ●
ACM-014-005330		ICX-ACTIVE-MASTER STOP drill <b>Ø 3.3 pink</b> ●

## ICX-ACTIVE-MASTER Surgery-Box

Article-No.	ICX-ACTIVE-MASTER Surgery Box (filled)
ACM-018-000006	<p>ICX-ACTIVE-MASTER Surgery Box (filled)</p> 



# OVERVIEW - SURGERY ICX-Ø3.3mm: ICX-Ø 3.3mm DRILL BIT

**ATTENTION! ++ IMPORTANT NOTICE ++ ATTENTION!**




**With the ICX-Ø3.3mm drills, the drill length is 0.3mm longer due to the drill tip 0.3mm longer - It must be ensured, that this additional length is permissible, when working in the area of important anatomical structures.**

## Insertion instruments

Article-No.	Article	Dimensions	Material		
N-015-100002	ICX Ø 3.3 Insertion instrument medium, ISO shaft	L = 28.5mm	Stainless steel		
N-015-100040	ICX Ø 3.3 insertion instrument locked holding function, medium, ISO shaft	L = 28.5mm	Stainless steel		




[www.icximplant.com](http://www.icximplant.com)

## ICX boneprofiler for ICX 3.3 BL implants with ISO-Shaft connection

Article-No.	Article	Dimensions	Material		
C-014-006003	ICX boneprofiler for ICX 3.3 BL implants with ISO shaft connection  for uncovering overgrown implant platforms	L = 28mm	Stainless steel		

**Important Notice:** Only to be used for ICX-3.3 implants!







## Screwdriver

Article-No.	Article	Dimensions	Material		
C-015-100033	ICX Hex Tool SW 1,2 Iso shaft	L = 25mm	Stainless steel		
C-015-100030	ICX Hex Tool SW 1.2, medium, one-piece	L = 27mm	Stainless steel		
C-015-100036	ICX Hex Tool SW 1.2, long, one-piece	L = 32mm	Stainless steel		






[www.icximplant.com](http://www.icximplant.com)

# OVERVIEW - SURGERY ICX-Ø3,3mm: HEALING CAPS & TRANSFER

## ICX cover screws and healing caps (healing abutments)

Article-No.	Article	Dimensions	Material		
N-003-000001	ICX Ø 3.3 Cover Screw	GH 0mm	Titanium		
N-003-000002	ICX Ø 3.3 Cover Screw <b>sterile, 6-pack</b>	GH 0mm	Titanium		
N-003-000021	ICX Ø 3.3 Cover Screw <b>GH 2mm</b>	GH 2mm	Titanium		
N-004-004120	ICX Ø 3.3 Healing cap <b>conical, 2mm</b>	GH 2mm Ø 4.1	Titanium		
N-004-004130	ICX Ø 3.3 Healing cap <b>conical, 3mm</b>	GH 3mm Ø 4.1	Titanium		
N-004-004150	ICX Ø 3.3 Healing cap <b>conical, 5mm</b>	GH 5mm Ø 4.1	Titanium		

## Impression posts & model analogs

Article-No.	Article	Dimensions	Material		
N-005-020002	ICX Ø 3.3 Impression post <b>closed</b>	H 10.4mm Ø 4.5	Titanium		
N-005-030001	ICX Ø 3.3 Impression post <b>open</b>	H 8.5mm Ø 4.5	Titanium		
N-005-030002	ICX Ø 3.3 Impression post <b>open, long</b>	H 15mm Ø 4.5	Titanium		
N-006-010003	ICX Ø 3.3 Model analog standard BL CAD/CAM	Ø 4.0 L 10mm	Titanium		
N-006-010008	ICX Ø 3.3 Model analog TL CAD/CAM	Ø 4.0 L 10mm	Titanium		




**Note:** The screwing-in torque of 5 to 10Ncm should not be exceeded. Please screw in all ICX cover screws and healing caps only by hand. If you screw them in with 20 or more Ncm, there is a risk that conical forces will be created, which will make it almost impossible to loosen them later.

**Note:** H = Length from implant top edge - GH = Gingival height








# OVERVIEW - PROSTHETICS ICX-Ø3.3mm: ICX TITANIUM ABUTMENTS


## ICX-Titanium-Abutments

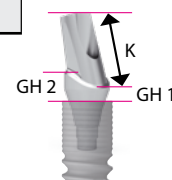
Article-No.	Article	Dimensions	Material		
N-007-020401	ICX Ø 3.3 abutment <b>straight, 1mm</b>	GH 1mm Ø 4.0 K 5.5mm	Titanium		
N-007-020402	ICX Ø 3.3 abutment <b>straight, 2mm</b>	GH 2mm Ø 4.0 K 5.5mm	Titanium		
N-007-020403	ICX Ø 3.3 abutment <b>straight, 3mm</b>	GH 3mm Ø 4.0 K 5.5mm	Titanium		

## ICX-Titanium-Aesthetic abutments



Article-No.	Article	Dimensions	Material		
N-010-020010	ICX Ø 3.3 Aesthetic <b>15°, 1mm</b>	<b>GH 1:</b> 1mm <b>GH 2:</b> 3mm Ø 4.0 K 7.4mm	Titanium		
N-010-020020	ICX Ø 3.3 Aesthetic <b>15°, 2mm</b>	<b>GH 1:</b> 2mm <b>GH 2:</b> 4mm Ø 4.0 K 7.4mm	Titanium		
N-010-040010	ICX Ø 3.3 Aesthetic <b>25°, 1mm</b>	<b>GH 1:</b> 1mm <b>GH 2:</b> 3mm Ø 4.0 K 7.4mm	Titanium		
N-010-040020	ICX Ø 3.3 Aesthetic <b>25°, 2mm</b>	<b>GH 1:</b> 2mm <b>GH 2:</b> 4mm Ø 4.0 K 7.4mm	Titanium		

 All articles incl. connection screw  
N-011-000001

 All articles incl. laboratory screw N-007-000002



## Connection and laboratory screw (included)







Article-No.	Article	Dimensions	Material		
N-011-000001	ICX Ø 3.3 connection screw	SW 1.2mm	Titanium		
N-007-000002	ICX Ø 3.3 laboratory screw	SW 1.2mm	Titanium		


# OVERVIEW - PROSTHETICS ICX-Ø3.3mm: CERICX-Ø 3.3mm ABUTMENTS


Tooth colour „bright“ **A**  
corresponds to:  
approx. A1, A2, B1

Tooth colour „standard“ **B**  
corresponds to:  
approx. A3, B2


Tooth colour „dark“ **C**  
corresponds to:  
approx. A3.5 B3

Article-No.	Article	Dimensions	Material	
N-036-A/B/C 10501	ICX Ø 3.3 CerICX Abutment <b>straight 1mm</b>	Ø 5.5mm/ Ø 6.5mm GH 1.2/3.1mm K 6.5mm	Titanium	<p>A = Tooth colour „bright“</p>  <p>B = Tooth colour „standard“</p>  <p>C = Tooth colour „dark“</p> 
N-036-A/B/C 10502	ICX Ø 3.3 CerICX Abutment <b>straight 2mm</b>	Ø 5.5mm/ Ø 6.5mm GH 2.2/4.1mm K 6.5mm	Titanium	
N-036-A/B/C 10503	ICX Ø 3.3 CerICX Abutment <b>straight 3mm</b>	Ø 5.5mm/ Ø 6.5mm GH 3.2/5.1mm K 6.5mm	Titanium	
N-036-A/B/C 10504	ICX Ø 3.3 CerICX Abutment <b>straight 4mm</b>	Ø 5.5mm/ Ø 6.5mm GH 4.2/6.1mm K 6.5mm	Titanium	
N-036-A/B/C 10505	ICX Ø 3.3 CerICX Abutment <b>straight 5mm</b>	Ø 5.5mm/ Ø 6.5mm GH 5.2/7.1mm K 6.5mm	Titanium	
N-036-A/B/ C20005	ICX Ø 3,3 CERICX <b>15° Aesthetics 0.5mm</b>	Ø 5.5mm/ Ø 6.5mm GH 1.2/3.2mm K 7mm	Titanium	<p>A = Tooth colour „bright“</p>  <p>B = Tooth colour „standard“</p>  <p>C = Tooth colour „dark“</p> 
N-036-A/B/C 20015	ICX Ø 3.3 CerICX Abutment <b>15° Aesthetics 1.5mm</b>	Ø 5,5mm/ Ø 6,5mm GH 2,2/4,2mm K 7mm	Titanium	
N-036-A/B/C 20025	ICX Ø 3.3 CerICX Abutment <b>15° Aesthetics 2.5mm</b>	Ø 5.5mm/ Ø 6.5mm GH 3.2/5.2mm K 7mm	Titanium	
N-036-A/B/C 20035	ICX Ø 3.3 CerICX Abutment <b>15° Aesthetics 3.5mm</b>	Ø 5.5mm/ Ø 6.5mm GH 4.2/6.2mm K 7mm	Titanium	
N-036-A/B/C 20045	ICX Ø 3.3 CerICX Abutment <b>15° Aesthetics 4.5mm</b>	Ø 5.5mm/ Ø 6.5mm GH 5.2/7.2mm K 7mm	Titanium	



 All articles incl. connection screw  
N-011-000001

 All articles incl. laboratory screw N-007-000002


## CERICX 3.3 healing caps (gingiva formers)

Article-No.	Article	Dimensions	Material		<b>NEW</b>
N-004-116003	ICX-3.3 CERICX healing cap	Ø=7 GH=3mm	Titanium		
N-004-116004	ICX-3.3 CERICX healing cap	Ø=7 GH=4mm	Titanium		
N-004-116005	ICX-3.3 CERICX healing cap	Ø=7 GH=5mm	Titanium		


## Adhesive and scan abutments

Article-No.	Article	Dimensions	Material		
<b>NEW!</b> N-029-000001	ICX-3.3 Adhesive base	Ø=3.6mm GH=0,5mm K=3.5mm	Titanium		
N-030-000003	ICX Ø 3,3 Scanabutment <b>narrow coated</b>	H 11.5mm Ø 4.1	Titanium		

 All articles incl. connection screw  
N-011-000001

 All articles incl. laboratory screw N-007-000002

## CoCr-abutment

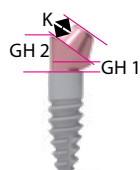
Article-No.		Article	Dimensions	Material	
<b>NEW!</b> N-008-020001		<b>ICX-CoCr abutment</b> (cast-on able with NEM), with hex	Ø 3.6mm GH: 0.5mm K: 5mm Plastic sleeve: 9mm	CoCr Biodur CCM/BC NEM castable (Note CTE values when firing on ceramics)	

**ICX** THE FAIR  
PREMIUM  
IMPLANT  
SYSTEM.

# OVERVIEW - PROSTHETICS ICX-Ø3.3mm: ICX-MULTI® CONCEPT = 4-ON-ICX AND 6-ON-ICX


## ICX-MULTI®-Abutments

Article-No.	Article	Dimensions	Material		
N-020-750010	ICX Ø 3,3 MULTI Abutment <b>straight 1mm</b>	K 2.2mm GH 1mm Ø 4.8	Titanium		
N-020-750020	ICX Ø 3,3 MULTI Abutment <b>straight 2mm</b>	K 2.2mm GH 2mm Ø 4.8	Titanium		
N-020-750030	ICX Ø 3,3 MULTI Abutment <b>straight 3mm</b>	K 2.2mm GH 3mm Ø 4.8	Titanium		
N-020-751710	ICX Ø 3,3 MULTI Abutment <b>17° 1mm hex</b>	K 2.2mm GH 1 = 1mm GH 2 = 2.4mm Ø 4.8	Titanium		
N-020-751720	ICX Ø 3,3 MULTI Abutment <b>17° 2mm hex</b>	K 2.2mm GH 1 = 2mm GH 2 = 3.6mm Ø 4.8	Titanium		
N-020-753510	ICX Ø 3,3 MULTI Abutment <b>35° 1mm hex</b>	K 2.2mm GH 1 = 1mm GH 2 = 3.75mm Ø 4.8	Titanium		
N-020-753520	ICX Ø 3,3 MULTI Abutment <b>35° 2mm hex</b>	K 2.2mm GH 1 = 2mm GH 2 = 4.75mm Ø 4.8	Titanium		



Note: GH = Gingiva height · K = Chimney height















## Connection screw (included)


Article-No.	Article	Dimensions	Material		
N-020-000010	ICX Ø 3,3 MULTI Connection screw	SW 1.2mm	Titanium		



# OVERVIEW - PROSTHETICS ICX-Ø3.3mm: ICX-MULTI® CONCEPT = 4-ON-ICX AND 6-ON-ICX




Required minimum construction height is 5.5mm

Article-No.		Article	Dimensions	Material
C-003-000005		ICX-MULTI Protection cap	Ø 4.8 L 4.6mm	Titanium
C-005-070001		ICX-MULTI impression posts, closed, incl. impression cap	L 11mm	Titanium
C-005-070002		ICX-MULTI impression posts, open, short incl. impression aid	L 13mm	Titanium
C-005-070020		ICX-MULTI impression posts, open, long incl. impression aid	L 16.7mm	Titanium
C-006-010007		ICX-MULTI Model analog CAD/CAM	L 11mm K 2,mm	Titanium
C-020-951120		ICX-MULTI Prosthetic abutment, Titanium	Ø 4.8 L 12mm (shortenable to 4.1mm)	Titanium
C-020-952120		ICX-MULTI Prosthetic abutment, Plastic	Ø 4.8 L 12mm (shortenable to 4.1mm)	Plastic burnable
C-020-953120		ICX-MULTI Prosthetic abutment PEEK (PROVISIONAL/BITE REGISTRATION)	Ø 4.8 L 12mm (shortenable to 4.1mm)	Peek
C-029-002010		ICX-MULTI adhesive base (for bars and resin veneer bridges)	Ø 4.8 L 5.5mm	Titanium
C-029-002011		ICX-MULTI adhesive base GH 0mm, (for ceramic veneer bridges)	Ø 5.4mm, L 5.5mm	Titanium
C-030-000010		ICX-MULTI Scan cap	L 12.5mm B 4.5mm T 6.5mm	Peek
C-031-100001		ICX-Maximus cap, GH 3mm, (additionally to GH ICX-multi abutment)	Ø 4.8 L 4.4mm	Titanium
C-015-100030		ICX-MULTI Hex tool SW 1.2mm medium <b>Mandatory!</b>	SW 1.2mm	Stainless steel
C-020-000001		ICX-MULTI insertion tool SW 3,2mm for straight multi abutments <b>Mandatory!</b>	SW 3.2mm	Stainless steel

 incl. prosthetic screw C-020-000011 (connection screw to ICX-MULTI abutment)

## OVERVIEW - PROSTHETICS ICX-Ø3.3mm: ICX-MULTI® CONCEPT = 4-ON-ICX AND 6-ON-ICX

required minimum construction height is 5.5mm

Article-No.		Article	Dimensions	Material
C-020-956120		ICX-MULTI prosthetic abutment CoCr Biodur CCM/BC NEM cast-on	Ø 4.8mm L 7mm	CoCr Biodur CCM/ BC
C-020-955120		ICX-MULTI WeldOn abutment for welding of several superstructures with the aid of a titanium wire	Ø 4.8mm L 12mm	Titanium
C-020-955121		ICX-MULTI WeldOn abutment for welding of several superstructures with the aid of a titanium wire	Ø 5.1mm L 10.5mm	Titanium






incl. prosthetic screw C-020-000011  
(connection screw to ICX-MULTI abutment)

### Field of application and indication



The ICX-MULTI® concept is a prosthetic concept for immediate restoration of edentulous patients. For better support of the provisional restoration, it is possible for the posterior implants to be placed at a 17° or 35° angle distally. This angulation is compensated by the special abutments.

Visit our ICX store:  
[www.icximplant.com](http://www.icximplant.com)

## t-bona ball head abutments

Article-No.	Article	Dimensions	Material		
N-022-060001	ICX Ø 3.3 t-bona, <b>standard, 1mm</b>	GH 1mm	Titanium		
N-022-060002	ICX Ø 3.3 t-bona, <b>standard, 2mm</b>	GH 2mm	Titanium		
N-022-060003	ICX Ø 3.3 t-bona, <b>standard, 3mm</b>	GH 3mm	Titanium		

## ICX-Maximus-abutments










Article-No.	Article	Dimensions	Material		
N-031-010002	ICX Ø 3.3 Maximus, <b>two-piece 2mm</b>	GH 2mm	Titanium		
N-031-010003	ICX Ø 3.3 Maximus, <b>two-piece 3mm</b>	GH 3mm	Titanium		

 All articles incl. connection screw  
N-011-000001






**ICX** THE FAIR  
PREMIUM  
IMPLANT-  
SYSTEM.

# OVERVIEW - PROSTHETICS ICX-Ø3.3mm: ICX-T-BONA BALL HEAD SYSTEM

## t-ecco/matrices

Article-No.		Article	Material
T-13825		t-ecco, matrice, complete, incl. golden inner matrix, red plastic auxiliary ring and model analog	Titanium plus AuPt
T-13836		t-ecco, matrice, single <b>without golden inner matrix</b>	Titanium
T-13833		t-ecco, golden inner matrice	AuPt
T-13846		t-ecco, golden inner matrice (weak)	Titanium grade5
T-13845		t-ecco, red inner matrice (strong)	Titanium grade5
EK-833100		Model analog	Brass
T-10571		t-ecco activator/deactivator	Stainless steel
960002		Hex tool, SW 0.9 short, L 20mm	Stainless steel
C-015-100029		Hex tool, SW 0.9 long, one-piece L 35mm	Stainless steel

## Dalbo®-PLUS/matrice















Article-No.		Article	Material
DP-055890		Dalbo PLUS Female TE set elliptical Complete incl. Dalbo PLUS lamella insert	Titanium plus Elitor
DP-055643		Dalbo PLUS lamella insert (no indentation)	Elitor
DP-050068		Dalbo PLUS Tuning soft lamella insert (1 indentation) for ball head abrasion up to 0.05mm	Elitor
DP-055687		Dalbo PLUS Tuning slat insert (2 indentation) for ball head abrasion from 0.05mm	Elitor
DP-072609		Dalbo PLUS tool/activator (per ¼ turn increases the trigger force by 200g)	Stainless steel

**Note: Please be sure to use the Dalbo-PLUS tool (DP-072609) in order to adjust the retention individually according to the situation.**



## Matrices

### ICX Maximus Accessories:

Article-No.		Article	Material
C-031-852400		Retention insert transparent Pull-off force approx. 2.3 kg, strong Divergence compensation $\pm 10^\circ$	Plastic (pack of 4)
C-031-852700		Retention insert pink Trigger force approx. 1.6 kg, medium Divergence compensation $\pm 10^\circ$	Plastic (pack of 4)
C-031-852900		Retention insert blue Pull-off force approx. 0.7 kg, weak Divergence compensation $\pm 10^\circ$	Plastic (pack of 4)
C-031-854700		Retention insert green Pull-off force approx. 1.8 kg, medium Divergence compensation $\pm 20$	Plastic (pack of 4)
C-031-854800		Retention insert red Pull-off force approx. 0.4 kg, weak Divergence compensation $\pm 20$	Plastic (pack of 4)
C-031-851500		Processing male black, no retention (laboratory)	Plastic (pack of 4)
C-031-852300		ICX-Maximus Block out Spacer, Pack of 2	Plastic (pack of 2)
C-031-851902		Processing package (titanium cap with black laboratory insert, spacer ring and retention inserts)	Titanium/ Plastic (2er Pack)
C-031-851910		Processing package (titanium cap with black laboratory insert, spacer ring and retention inserts)	Titanium/ Plastic (pack of 10)
C-015-100032		Core Tool (general purpose tool)	Stainless steel
C-031-850501		Impression post	Titanium (pack of 4)
C-031-853000		Model analog Ø4mm	Titanium (pack of 4)
C-015-100018		Triangular turning tool 25mm (short)	Stainless steel
C-015-100031		Triangular turning tool 30mm (lang)	Stainless steel

The one, & two-piece ICX Maximus abutments are a proprietary development of Medentis Medical, compatible with the Locator™ abutments. Available for all ICX implants!

Products marked with ® and ™ are registered trademarks of the respective manufacturer.

## OVERVIEW: ICX-ACTIVE LIQUID IMPLANTS

Advantage through innovation.

medentis<sup>®</sup>  
medical



ICX-SHOP

# ICX-ACTIVE LIQUID

*New!*

### FEATURES AND ADVANTAGES:

- ➔ Hydrophilic and microstructured implant surface.
- ➔ Optimized formation of the bone-implant contact surface is expected.
- ➔ The healing time may be shortened.
- ➔ Immediate loading is often possible.



Overview of the ICX-ACTIVE LIQUID Implant series

Article-No.	<b>ICX-ACTIVE LIQUID IMPLANTS - only in a pack of 6.</b>
LAC-330080	<b>Ø 3.3mm, length 8mm, ICX-Active Liquid Implant</b>
LAC-330100	<b>Ø 3.3mm, length 10mm, ICX-Active Liquid Implant</b>
LAC-330125	<b>Ø 3.3mm, length 12.5mm, ICX-Active Liquid Implant</b>
LAC-390080	<b>Ø 3.75mm, length 8mm, ICX-Active Liquid Implant</b>
LAC-390100	<b>Ø 3.75mm, length 10mm, ICX-Active Liquid Implant</b>
LAC-390125	<b>Ø 3.75mm, length 12.5mm, ICX-Active Liquid Implant</b>
LAC-390150	<b>Ø 3.75mm, length 15mm, ICX-Active Liquid Implant</b>
LAC-425080	<b>Ø 4.1mm, length 8mm, ICX-Active Liquid Implant</b>
LAC-425100	<b>Ø 4.1mm length 10mm, ICX-Active Liquid Implant</b>
LAC-425125	<b>Ø 4.1mm, length 12.5mm, ICX-Active Liquid Implant</b>
LAC-425150	<b>Ø 4.1mm, length 15mm, ICX-Active Liquid Implant</b>
LAC-480080	<b>Ø 4.8mm, length 8mm, ICX-Active Liquid Implant</b>
LAC-480100	<b>Ø 4.8mm, length 10mm, ICX-Active Liquid Implant</b>
LAC-480125	<b>Ø 4.8mm, length 12.5mm, ICX-Active Liquid Implant</b>
LAC-480150	<b>Ø 4.8mm, length 15mm, ICX-Active Liquid Implant</b>

Article-No.	<b>ICX-ACTIVE LIQUID IMPLANTS - only available in single pack, incl. 1 cover screw!</b>
S-LAC-330080	<b>Ø 3.3mm, length 8mm, ICX-Active Liquid Implant</b>
S-LAC-330100	<b>Ø 3.3mm, length 10mm, ICX-Active Liquid Implant</b>
S-LAC-330125	<b>Ø 3.3mm, length 12.5mm, ICX-Active Liquid Implant</b>
S-LAC-390080	<b>Ø 3.75mm, length 8mm, ICX-Active Liquid Implant</b>
S-LAC-390100	<b>Ø 3.75mm, length 10mm, ICX-Active Liquid Implant</b>
S-LAC-390125	<b>Ø 3.75mm, length 12.5mm, ICX-Active Liquid Implant</b>
S-LAC-390150	<b>Ø 3.75mm, length 15mm, ICX-Active Liquid Implant</b>
S-LAC-425080	<b>Ø 4.1mm, length 8mm, ICX-Active Liquid Implant</b>
S-LAC-425100	<b>Ø 4.1mm length 10mm, ICX-Active Liquid Implant</b>
S-LAC-425125	<b>Ø 4.1mm, length 12.5mm, ICX-Active Liquid Implant</b>
S-LAC-425150	<b>Ø 4.1mm, length 15mm, ICX-Active Liquid Implant</b>
S-LAC-480080	<b>Ø 4.8mm, length 8mm, ICX-Active Liquid Implant</b>
S-LAC-480100	<b>Ø 4.8mm, length 10mm, ICX-Active Liquid Implant</b>
S-LAC-480125	<b>Ø 4.8mm, length 12.5mm, ICX-Active Liquid Implant</b>
S-LAC-480150	<b>Ø 4.8mm, length 15mm, ICX-Active Liquid Implant</b>

# OVERVIEW: ICX IMPLANTS/PACK OF 6

## ICX-IMPLANTS/Pack of 6

All ICX implants are only available in a pack of 6

### Please note


**when ordering prosthetic abutments with GH 0mm:**  
**ICX-Tissue Level (TL) implants have - due to the tulip - a different platform**  
**as the ICX Bone Level (BL) implants.**

**These prosthetic abutments are explicitly marked in the following.**

### ICX-PREMIUM (BL) Implants red, Ø 3.75mm

Article-No.


C-001-390080	ICX Ø 3.75 x 8mm (pack of 6)
C-001-390100	ICX Ø 3.75 x 10mm (pack of 6)
C-001-390125	ICX Ø 3.75 x 12.5mm (pack of 6)
C-001-390150	ICX Ø 3.75 x 15mm (pack of 6)



### ICX-PREMIUM (BL) implants green, Ø 4.1mm

Article-No.

C-001-425080	ICX Ø 4.1 x 8mm (pack of 6)
C-001-425100	ICX Ø 4.1 x 10mm (pack of 6)
C-001-425125	ICX Ø 4.1 x 12.5mm (pack of 6)
C-001-425150	ICX Ø 4.1 x 15mm (pack of 6)



### ICX-PREMIUM (BL) implants blue, Ø 4.8mm

Article-No.

C-001-480080	ICX Ø 4.8 x 8mm (pack of 6)
C-001-480100	ICX Ø 4.8 x 10mm (pack of 6)
C-001-480125	ICX Ø 4.8 x 12.5mm (pack of 6)
C-001-480150	ICX Ø 4.8 x 15mm (pack of 6)




## ICX-PREMIUM TISSUE LEVEL Implants/Pack of 6

All ICX-PREMIUM TISSUE LEVEL implants are available in packs of 6 only

### ICX PREMIUM TISSUE LEVEL implants yellow, Ø 3.45mm

Article-No.

C-001-345065	ICX-plus Ø 3.45 x 6.5mm (pack of 6)
C-001-345080	ICX-plus Ø 3.45 x 8mm (pack of 6)
C-001-345100	ICX-plus Ø 3.45 x 10mm (pack of 6)
C-001-345125	ICX-plus Ø 3.45 x 12.5mm (pack of 6)



### ICX PREMIUM TISSUE LEVEL implants red, Ø 3.75mm

Article-No.


T-001-375080	ICX Premium TissueLine Implant Ø 3.75 x 8mm (pack of 6) NEW!
T-001-375100	ICX Premium TissueLine Implant Ø 3.75 x 10mm (pack of 6) NEW!
T-001-375125	ICX Premium TissueLine Implant Ø 3.75 x 12.5mm (pack of 6) NEW!



### ICX PREMIUM TISSUE LEVEL implants green, Ø 4.1mm

Article-No.

T-001-425080	ICX Premium TissueLine Implant Ø 4.1 x 8mm (pack of 6) NEW!
T-001-425100	ICX Premium TissueLine Implant Ø 4.1 x 10mm (pack of 6) NEW!
T-001-425125	ICX Premium TissueLine Implant Ø 4.1 x 12.5mm (pack of 6) NEW!



### ICX PREMIUM TISSUE LEVEL implants blue, Ø 4.8mm

Article-No.

T-001-480049	ICX Premium TissueLine Implant Ø 4.8 x 4.9mm (pack of 6) NEW!
T-001-480065	ICX Premium TissueLine Implant Ø 4.8 x 6.5mm (pack of 6) NEW!
T-001-480080	ICX Premium TissueLine Implant Ø 4.8 x 8mm (pack of 6) NEW!
T-001-480100	ICX Premium TissueLine Implant Ø 4.8 x 10mm (pack of 6) NEW!
T-001-480125	ICX Premium TissueLine Implant Ø 4.8 x 12.5mm (pack of 6) NEW!





# OVERVIEW: ICX IMPLANTS/PACK OF 6

## ICX-ACTIVE-MASTER TISSUE LEVEL Implants/Pack of 6

All ICX-ACTIVE MASTER TISSUE LEVEL implants are only available in packs of 6.

### Please note


when ordering prosthetic abutments with **GH 0mm**:

**ICX-Tissue Level (TL) implants have - due to the tulip - a different platform as the ICX Bone Level (BL) implants.**

**These prosthetic abutments are explicitly marked in the following.**


### ICX-ACTIVE MASTER-TISSUE LEVEL implants red, Ø 3.75mm

Article-No.	
TAM-001-375080	ICX Active Master TissueLine Implant Ø 3.75 x 8mm (Pack Of 6) <b>NEW!</b>
TAM-001-375100	ICX Active Master TissueLine Implant Ø 3.75 x 10mm (Pack Of 6) <b>NEW!</b>
TAM-001-375125	ICX Active Master TissueLine Implant Ø 3.75 x 2.5mm (Pack Of 6) <b>NEW!</b>




### ICX-ACTIVE MASTER-TISSUE LEVEL implants green, Ø 4.1mm

Article-No.	
TAM-001-425080	ICX Active Master TissueLine Implant Ø 4.1 x 8mm (Pack Of 6) <b>NEW!</b>
TAM-001-425100	ICX Active Master TissueLine Implant Ø 4.1 x 10mm (Pack Of 6) <b>NEW!</b>
TAM-001-425125	ICX Active Master TissueLine Implant Ø 4.1 x 12.5mm (Pack Of 6) <b>NEW!</b>



### ICX-ACTIVE MASTER-TISSUE LEVEL implants blue, Ø 4.8mm

Article-No.	
TAM-001-480080	ICX Active Master TissueLine Implant Ø 4.8 x 8mm (Pack Of 6) <b>NEW!</b>
TAM-001-480100	ICX Active Master TissueLine Implant Ø 4.8 x 10mm (Pack Of 6) <b>NEW!</b>
TAM-001-480125	ICX Active Master TissueLine Implant Ø 4.8 x 12.5mm (Pack Of 6) <b>NEW!</b>



# OVERVIEW: ICX-Single-Implants


## ICX-SINGLE-Implants

incl. sterile closing cap

### ICX-plus-(TL) implants yellow, Ø 3.45mm

Article-No.


S-001-345065	ICX-plus Ø 3.45 x 6.5mm
S-001-345080	ICX-plus Ø 3.45 x 8mm
S-001-345100	ICX-plus Ø 3.45 x 10mm
S-001-345125	ICX-plus Ø 3.45 x 12.5mm



### ICX-PREMIUM (BL) Implants red, Ø 3.75mm

Article-No.


S-001-390080	ICX Ø 3.75 x 8mm
S-001-390100	ICX Ø 3.75 x 10mm
S-001-390125	ICX Ø 3.75 x 12.5mm
S-001-390150	ICX Ø 3.75 x 15mm



### ICX-PREMIUM (BL) implants green, Ø 4.1mm

Article-No.

S-001-425080	ICX Ø 4.1 x 8mm
S-001-425100	ICX Ø 4.1 x 10mm
S-001-425125	ICX Ø 4.1 x 12.5mm
S-001-425150	ICX Ø 4.1 x 15mm



### ICX-PREMIUM (BL) implants blue, Ø 4.8mm

Article-No.

S-001-480080	ICX Ø 4.8 x 8mm
S-001-480100	ICX Ø 4.8 x 10mm
S-001-480125	ICX Ø 4.8 x 12.5mm
S-001-480150	ICX Ø 4.8 x 15mm























#### Note:

medentis medical offers you instruction manuals on the following website: [ifu.medentis.de](http://ifu.medentis.de)

There you can find the manuals for use by entering the article number or retrieve the currently valid instructions for use of the product groups. The prerequisite is an Internet-capable end device at which PDF documents can be opened. If you would like to have the paper version of the instructions for use, please contact us and we will send it to you with UPS Express Saver free of charge by noon on the next working day. Alternatively, the user manual can also be faxed or sent by e-mail.



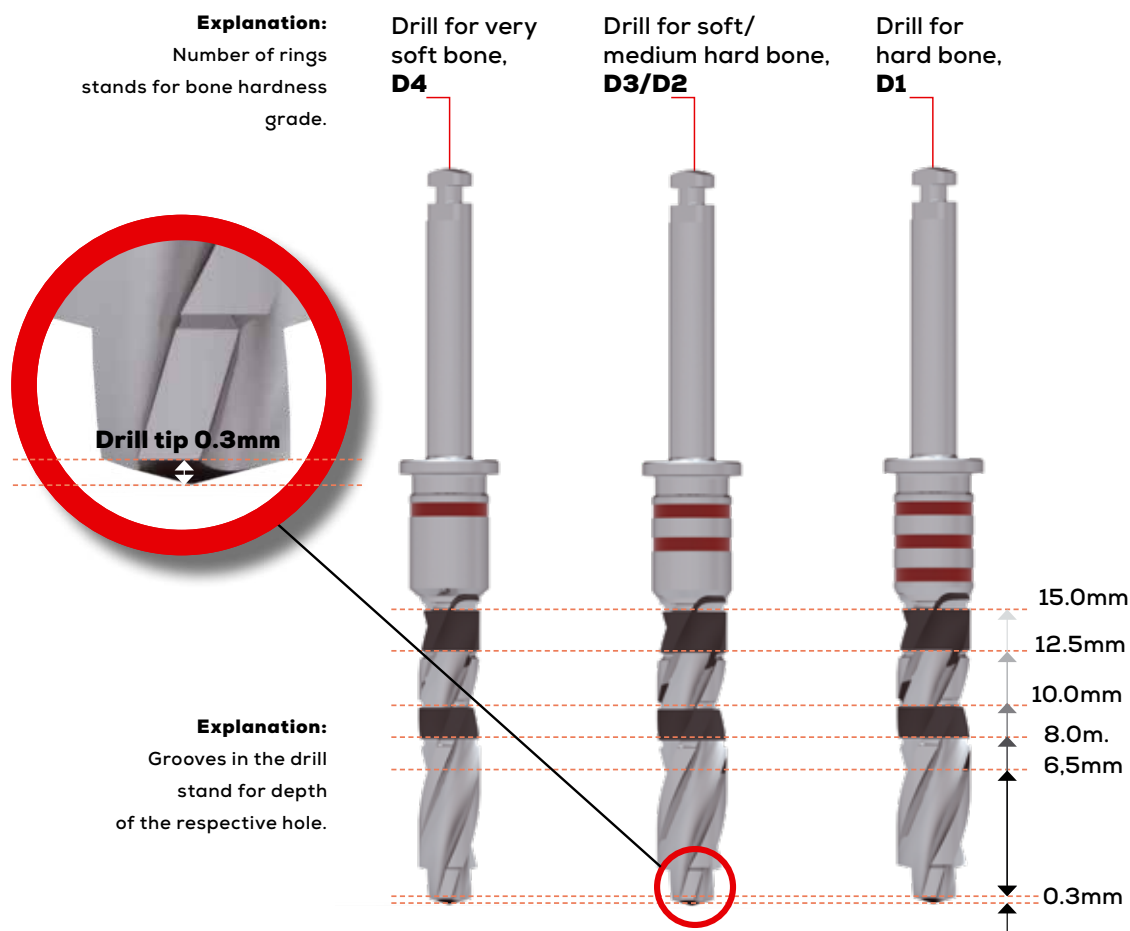
# OVERVIEW: ICX-PREMIUM PARALLEL AND STOP DRILLS

Article-No.	ICX-PREMIUM Drill	Article
C-014-000003		ICX crestotome drill for bone preparation
FIL-186RF		ICX Pilot Drill (Cortical)
C-014-006290		ICX parallel drill <b>standard Ø 2.9 white II</b> ○
C-014-007290		ICX parallel drill <b>hard Ø 2.9 white III</b> ○
C-014-003345		<b>ICX-plus</b> -parallel drill <b>soft Ø 3.45 yellow I</b> ●
C-014-006345		<b>ICX-plus</b> -parallel drill <b>standard Ø 3.45 yellow II</b> ●
C-014-007345		<b>ICX-plus</b> -parallel drill <b>hard Ø 3.45 yellow III</b> ●
C-014-003375		ICX parallel drill <b>soft Ø 3.75 red I</b> ●
C-014-006375		ICX parallel drill <b>standard Ø 3.75 red II</b> ●
C-014-007375		ICX parallel drill <b>hard Ø 3.75 red III</b> ●
C-014-003410		ICX parallel drill <b>soft Ø 4.1 green I</b> ●
C-014-006410		ICX parallel drill <b>standard Ø 4.1 green II</b> ●
C-014-007410		ICX parallel drill <b>hard Ø 4.1 green III</b> ●
C-014-003480		ICX parallel drill <b>soft Ø 4.8 blue I</b> ●
C-014-006480		ICX parallel drill <b>standard Ø 4.8 blue II</b> ●
C-014-007480		ICX parallel drill <b>hard Ø 4.8 blue III</b> ●
C-014-005345		ICX-Stop-drill <b>Ø 3.45 yellow</b> ●
C-014-005375		ICX-Stop-drill <b>Ø 3.75 red</b> ●
C-014-005410		ICX-Stop-drill <b>Ø 4.1 green</b> ●
C-014-005480		ICX-Stop-drill <b>Ø 4.8 blue</b> ●

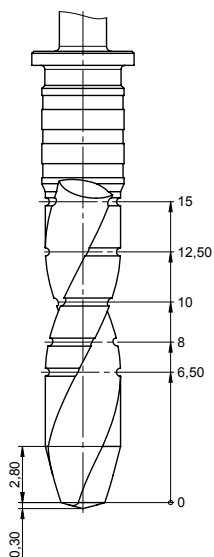
# OVERVIEW: ICX-PREMIUM PARALLEL AND STOP DRILLS

## ATTENTION! IMPORTANT NOTICE ATTENTION!

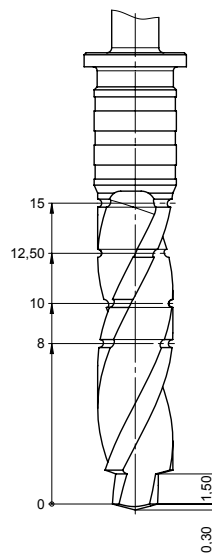
For the ICX-ACTIVE-MASTER as well as for our ICX-PREMIUM drills, the drill length is 0.3mm longer due to the drill tip - It must be ensured, that this additional length is permissible, when working in areas of important anatomical structures.



**ICX-PREMIUM  
Parallel drill**



**ICX-ACTIVE-MASTER  
Parallel drill**




# OVERVIEW: ICX-ACTIVE-MASTER IMPLANTS

All ICX-ACTIVE-MASTER implants are only available in a pack of 6

## ICX-ACTIVE-MASTER Implants red, Ø 3.75mm

Article-No.


ACM-001-390080	ICX-ACTIVE-MASTER Ø 3.75 · L 8mm (Pack of 6)
ACM-001-390100	ICX-ACTIVE-MASTER Ø 3.75 · L 10mm (Pack of 6)
ACM-001-390125	ICX-ACTIVE-MASTER Ø 3.75 · L 12.5mm (Pack of 6)
ACM-001-390150	ICX-ACTIVE-MASTER Ø 3.75 · L 15mm (Pack of 6)



## ICX-ACTIVE-MASTER Implants green, Ø 4.1mm

Article-No.


ACM-001-425080	ICX-ACTIVE-MASTER Ø 4.1 · L 8mm (Pack of 6)
ACM-001-425100	ICX-ACTIVE-MASTER Ø 4.1 · L 10mm (Pack of 6)
ACM-001-425125	ICX-ACTIVE-MASTER Ø 4.1 · L 12.5mm (Pack of 6)
ACM-001-425150	ICX-ACTIVE-MASTER Ø 4.1 · L 15mm (Pack of 6)



## ICX-ACTIVE-MASTER Implants blue, Ø 4.8mm

Article-No.


ACM-001-480080	ICX-ACTIVE-MASTER Ø 4.8 · L 8mm (Pack of 6)
ACM-001-480100	ICX-ACTIVE-MASTER Ø 4.8 · L 10mm (Pack of 6)
ACM-001-480125	ICX-ACTIVE-MASTER Ø 4.8 · L 12.5mm (Pack of 6)
ACM-001-480150	ICX-ACTIVE-MASTER Ø 4.8 · L 15mm (Pack of 6)



## ICX-ACTIVE-WHITE-Ceramic implants (one-piece)

Article-No.

















AW-002-425080	ICX-ACTIVE WHITE-Implant Ø 4.1 · L 8mm, one-piece, GH 2.5mm, K 4.5mm
AW-002-425100	ICX-ACTIVE WHITE-Implant Ø 4.1 · L 10mm, one-piece, GH 2.5mm, K 4.5mm
AW-002-425125	ICX-ACTIVE WHITE-Implant Ø 4.1 · L 12.5mm, one-piece, GH 2.5mm, K 4.5mm
AW-002-425150	ICX-ACTIVE WHITE-Implant Ø 4.1 · L 15mm, one-piece, GH 2.5mm, K 4.5mm
AW-002-426080	ICX-ACTIVE WHITE-Implant Ø 4.1 · L 8mm, one-piece, GH 4.5mm, K 4.5mm
AW-002-426100	ICX-ACTIVE WHITE-Implant Ø 4.1 · L 10mm, one-piece, GH 4.5mm, K 4.5mm
AW-002-426125	ICX-ACTIVE WHITE-Implant Ø 4.1 · L 12.5mm, one-piece, GH 4.5mm, K 4.5mm
AW-002-426150	ICX-ACTIVE WHITE-Implant Ø 4.1 · L 15mm, one-piece, GH 4.5mm, K 4.5mm




**Note:** GH = Gingiva height

C-021-000002	ICX insertion tool for ICX-ACTIVE WHITE		L 25.6mm	Stainless steel	
--------------	---	---	----------	-----------------	--





# ÜBERSICHT: ICX-ACTIVE-MASTER DRILLS

Article-No.	ICX-ACTIVE-MASTER drills	Article
ACM-014-003290		ICX-ACTIVE-MASTER Pilot drill
ACM-014-003375		ICX-ACTIVE-MASTER Parallel drill <b>soft Ø 3.75 red I</b> ●
ACM-014-006375		ICX-ACTIVE-MASTER Parallel drill <b>standard Ø 3.75 red II</b> ●
ACM-014-007375		ICX-ACTIVE-MASTER Parallel drill <b>hard Ø 3.75 red III</b> ●
ACM-014-003410		ICX-ACTIVE-MASTER Parallel drill <b>soft Ø 4.1 green II</b> ●
ACM-014-006410		ICX-ACTIVE-MASTER Parallel drill <b>standard Ø 4.1 green II</b> ●
ACM-014-007410		ICX-ACTIVE-MASTER Parallel drill <b>hard Ø 4.1 green III</b> ●
ACM-014-003480		ICX-ACTIVE-MASTER Parallel drill <b>soft Ø 4.8 blue I</b> ●
ACM-014-006480		ICX-ACTIVE-MASTER Parallel drill <b>standard Ø 4.8 blue II</b> ●
ACM-014-007480		ICX-ACTIVE-MASTER Parallel drill <b>hard Ø 4.8 blue III</b> ●
ACM-014-004375		ICX-ACTIVE-MASTER Thread cutter <b>for Ø 3.75 red</b> ●
ACM-014-004410		ICX-ACTIVE-MASTER Thread cutter <b>for Ø 4.1 green</b> ●
ACM-014-004480		ICX-ACTIVE-MASTER Thread cutter <b>for Ø 4.8 blue</b> ●
ACM-014-005375		ICX-ACTIVE-MASTER Stop drill <b>Ø 3.75 red</b> ●
ACM-014-005410		ICX-ACTIVE-MASTER Stop drill <b>Ø 4.1 green</b> ●
ACM-014-005480		ICX-ACTIVE-MASTER Stop drill <b>Ø 4.8 blue</b> ●

## ICX-ACTIVE-MASTER Surgery Box

ICX-ACTIVE-MASTER Surgery Box (filled)		
ACM-018-000006	ICX-ACTIVE-MASTER Surgery Box (filled)	

# OVERVIEW: ICX DRILL STOP SLEEVES

Article-No.	Article	Material		
C-027-129049	ICX drill stop sleeve Ø 2.9mm, Drill depth 4.9mm ○ WHITE	Titanium		<p><b>Ø 2.9mm</b></p> 
C-027-129065	ICX drill stop sleeve Ø 2.9mm, Drill depth 6.5mm ○ WHITE	Titanium		
C-027-129080	ICX drill stop sleeve Ø 2.9mm, Drill depth 8mm ○ WHITE	Titanium		
C-027-129100	ICX drill stop sleeve Ø 2.9mm, Drill depth 10mm ○ WHITE	Titanium		
C-027-129125	ICX drill stop sleeve Ø 2.9mm, Drill depth 12.5mm ○ WHITE	Titanium		
C-027-135049	ICX drill stop sleeve Ø 3.45mm, Drill depth 4.9mm ● YELLOW	Titanium		<p><b>Ø 3.3mm</b> <b>Ø 3.45mm</b></p>  <p>Suitable also for ICX-Ø 3.3mm NARROW</p>
C-027-135065	ICX drill stop sleeve Ø 3.45mm, Drill depth 6.5mm ● YELLOW	Titanium		
C-027-135080	ICX drill stop sleeve Ø 3.45mm, Drill depth 8mm ● YELLOW	Titanium		
C-027-135100	ICX drill stop sleeve Ø 3.45mm, Drill depth 10mm ● YELLOW	Titanium		
C-027-135125	ICX drill stop sleeve Ø 3.45mm, Drill depth 12.5mm ● YELLOW	Titanium		
C-027-138049	ICX drill stop sleeve Ø 3.75mm, Drill depth 4.9mm ● RED	Titanium		<p><b>Ø 3.75mm</b></p> 
C-027-138065	ICX drill stop sleeve Ø 3.75mm, Drill depth 6.5mm ● RED	Titanium		
C-027-138080	ICX drill stop sleeve Ø 3.75mm, Drill depth 8mm ● RED	Titanium		
C-027-138100	ICX drill stop sleeve Ø 3.75mm, Drill depth 10mm ● RED	Titanium		
C-027-138125	ICX drill stop sleeve Ø 3.75mm, Drill depth 12.5mm ● RED	Titanium		
C-027-141049	ICX drill stop sleeve Ø 4.1mm, Drill depth 4.9mm ● GREEN	Titanium		<p><b>Ø 4.1mm</b></p> 
C-027-141065	ICX drill stop sleeve Ø 4.1mm, Drill depth 6.5mm ● GREEN	Titanium		
C-027-141080	ICX drill stop sleeve Ø 4.1mm, Drill depth 8mm ● GREEN	Titanium		
C-027-141100	ICX drill stop sleeve Ø 4.1mm, Drill depth 10mm ● GREEN	Titanium		
C-027-141125	ICX drill stop sleeve Ø 4.1mm, Drill depth 12.5mm ● GREEN	Titanium		

# OVERVIEW: ICX DRILL STOP SLEEVES / ICX BONESREADER

Article-No.	Article	Material	
C-027-148049	ICX drill stop sleeve Ø 4.8mm, Drill depth 4.9mm ● BLUE	Titanium	 <p>Ø 4.8mm</p>
C-027-148065	ICX drill stop sleeve Ø 4.8mm, Drill depth 6.5mm ● BLUE	Titanium	
C-027-148080	ICX drill stop sleeve Ø 4.8mm, Drill depth 8mm ● BLUE	Titanium	
C-027-148100	ICX drill stop sleeve Ø 4.8mm, Drill depth 10mm ● BLUE	Titanium	
C-027-148125	ICX drill stop sleeve Ø 4.8mm, Drill depth 12.5mm ● BLUE	Titanium	

Article-No.	Article	Material	
C-018-000016	ICX Drill Stop Sleeve-Box <b>(without content)</b>	Plastic	
C-018-000017	ICX Drill Stop Sleeve-Box <b>(incl. 25 titanium drill stop sleeves)</b>	Plastic, sterilizable	

PROFESSIONAL REMOVAL OF AN ICX DRILL STOP SLEEVE FROM THE BOX:

Step 1 from 3




Step 2 from 3



Step 3 from 3








## ICX-Bonespreader-Box

Article-No.	Article	Material	
C-032-100001	ICX BONESREADER BOX filled	Plastic	
C-014-600001	ICX BoneSpreader No. 1	Titanium	
C-014-600002	ICX BoneSpreader No. 2	Titanium	
C-014-600003	ICX BoneSpreader No. 3	Titanium	
C-014-600004	ICX BoneSpreader No. 4	Titanium	
960001	ICX Ratchet	Stainless steel	
960007	ICX Universal Handpiece		
C-021-000002	ICX Wrench Massive abutment		
C-032-020110	ICX-Magellan universal drill short Ø2,0 for reduction sleeve		

**OVERVIEW:****ICX COVER SCREWS AND HEALING CAPS (HEALING ABUTMENTS)**

**Note:** For subsequent restoration of the implants with adhesive bases, cast-on abutments and CERICX abutments, see page 16.

Article-No.	Article	Dimensions	Material		
C-003-000001	ICX-cover screw	GH 0mm	Titanium		
C-003-000002	ICX-cover screw, sterile <b>(Pack of 6)</b>	GH 0mm	Titanium		
C-003-000021	ICX-cover screw, <b>blue</b> , Ø 3.1mm	GH 2mm	Titanium		
C-003-000022	ICX-cover screw, <b>blue</b> , Ø 3.75mm	GH 0.5mm	Titanium		
C-004-444720	ICX healing cap <b>bottle size</b> Ø 4.7/3.9mm	GH 2mm L 3.5mm	Titanium		<p style="text-align: center;"><b>Ø 4.7/3.9mm</b></p> 
C-004-444730	ICX healing cap <b>bottle size</b> Ø 4.7/3.9mm	GH 3mm L 4.5mm	Titanium		
C-004-444740	ICX healing cap <b>bottle size</b> Ø 4.7/3.9mm	GH 4mm L 5.5mm	Titanium		
C-004-444750	ICX healing cap <b>bottle size</b> Ø 4.7/3.9mm	GH 5mm L 6.5mm	Titanium		
C-004-004510	ICX healing cap Ø 4.7mm	GH 1mm	Titanium		<p style="text-align: center;"><b>Ø 4.7mm</b></p> 
C-004-004520	ICX healing cap Ø 4.7mm	GH 2mm	Titanium		
C-004-004530	ICX healing cap Ø 4.7mm	GH 3mm	Titanium		
C-004-004540	ICX healing cap Ø 4.7mm	GH 4mm	Titanium		
C-004-004550	ICX healing cap Ø 4.7mm	GH 5mm	Titanium		
C-004-004560	ICX healing cap Ø 4.7mm	GH 6mm	Titanium		
C-004-006020	ICX healing cap Ø 6mm	GH 2mm	Titanium		
C-004-006030	ICX healing cap Ø 6mm	GH 3mm	Titanium		
C-004-006040	ICX healing cap Ø 6mm	GH 4mm	Titanium		
C-004-006050	ICX healing cap Ø 6mm	GH 5mm	Titanium		
C-004-006060	ICX healing cap Ø 6mm	GH 6mm	Titanium		
C-004-008030	ICX healing cap Ø 8mm	GH 3mm	Titanium		<p style="text-align: center;"><b>Ø 8mm</b></p> 
C-004-008050	ICX healing cap Ø 8mm	GH 5mm	Titanium		


**Note:** The tightening torque of 5 to 10Ncm should not be exceeded. Please screw in all ICX cover and healing caps by hand only. If you screw them in with 20 or more Ncm, there is a risk that conical forces will be created, which will make it almost impossible to loosen them later.

Hinweis: L = Length From implant top edge  
GH = Gingiva height



**OVERVIEW:****ICX HEALING CAPS (GINGIVA FORMERS) CUSTOMIZABLE (TEMPORARY ABUTMENTS)**

Article-No.	Article	Dimensions	Material		
C-004-504720	ICX healing cap, customizable with hex, Ø 4.7mm	GH 2mm K 6mm	PEEK, sterilizable		
C-004-504740	ICX healing cap, customizable with hex, Ø 4.7mm	GH 4mm K 6mm	PEEK, sterilizable		
C-004-514720	ICX healing cap, customizable without hex, Ø 4,7mm	GH 2mm K 6mm	PEEK, sterilizable		
C-004-514740	ICX healing cap, customizable without hex, Ø 4,7mm	GH 4mm K 6mm	PEEK, sterilizable		
C-004-524706	ICX healing cap, customizable with hex, Ø 5mm	L 6.5mm	PEEK, sterilizable		
C-004-524708	ICX healing cap, customizable with hex, Ø 5mm	L 8.5mm	PEEK, sterilizable		
C-004-524710	ICX healing cap, customizable with hex, Ø 5mm	L 10.5mm	PEEK, sterilizable		
C-004-526006	ICX healing cap, customizable with hex, Ø 7mm	L 6.5mm	PEEK, sterilizable		
C-004-526008	ICX healing cap, customizable with hex, Ø 7mm	L 8.5mm	PEEK, sterilizable		
C-004-526010	ICX healing cap, customizable with hex, Ø 7mm	L 10.5mm	PEEK, sterilizable		



Article-No.	Article	Dimensions	Material		
C-004-034550	Healing cap only for TISSUE LEVEL (TL) Implants rotation-locked	Ø 5mm L 5mm	PEEK, sterilizable		



All articles incl. connection screw  
C-011-000001



All articles on this page incl. laboratory screw  
C-007-000002

Article-No.	Article	Dimensions	Material		
C-003-000100	ICX Bone Ring Set consisting of lock screw and cover screw	GH 0mm	Titanium		
C-015-100030	ICX-MULTI hex tool SW 1,2mm medium	SW 1.2mm	Stainless steel		

**Note:** GH = Gingival height

K = Chimney height

L = Length from upper implant edge

## OVERVIEW: ICX-TL HEALING CAP CONICAL

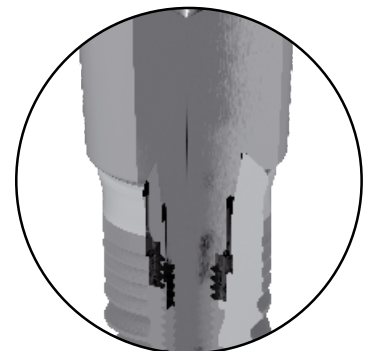
Article-No.		Dimensions	Material		
<b>NEW</b> C-004-245010	ICX-TL-Healing cap conical	Ø 5mm 1mm GH	Titanium		
<b>NEW</b> C-004-245020	ICX-TL-Healing cap conical	Ø 5mm 2mm GH	Titanium		
<b>NEW</b> C-004-245030	ICX-TL-Healing cap conical	Ø 5mm 3mm GH	Titanium		
<b>NEW</b> C-004-245040	ICX-TL-Healing cap conical	Ø 5mm 4mm GH	Titanium		
<b>NEW</b> C-004-245060	ICX-TL-Healing cap conical	Ø 5mm 6mm GH	Titanium		



### Article:





#### ICX-TL-Healing cap conical

- form an extended emergence profile for all subsequent restorations on abutments and adhesive bases, from GH 0mm
- protect the tulip platform during the healing process
- one-piece
- lie on the TL platform and grip around the 0.25mm circularly sloping tulip.
- the cone is at 4 degrees, Ø5,2mm



## OVERVIEW: CERICX HEALING CAP & IMPRESSION COPING



For an emergence profile precisely matched to CERICX abutments and correspondingly formed and its subsequent impression. This makes it a complete system.

Article-No.		Dimensions	Material		
C-004-116001	CERICX healing cap matching to CERICX abutments straight 1mm C-036-A/B/C10501	Ø 6mm <b>GH 3mm</b>	Titanium		
C-004-116002	CERICX healing cap matching to CERICX abutments straight 2mm C-036-A/B/C10502	Ø 6mm <b>GH 4mm</b>	Titanium		
C-004-116003	CERICX healing cap matching to CERICX abutments straight 3mm C-036-A/B/C10503	Ø 6mm <b>GH 5mm</b>	Titanium		
C-004-116004	CERICX healing cap matching to CERICX abutments straight 4mm C-036-A/B/C10504	Ø 6mm <b>GH 6mm</b>	Titanium		
C-005-020005	CERICX impression coping, closed	Ø 7mm L 13mm	Titanium		
C-005-030012	CERICX impression coping, open, short	Ø 5.5mm L 9mm	Titanium		
C-005-030011	CERICX impression coping, open, long	Ø 5.5mm L 16mm	Titanium		



**Note:** GH = Gingiva height · L = Length from upper implant edge

## OVERVIEW: ICX-IMPRESSION POST

### ICX impression, closed




Article-No.		Article	Dimensions	Material
C-005-020002		ICX titanium impression post, blue 3-pieces consisting of: Impression coping closed, connection screw, impression cap	L 11.5mm incl. cap	Titanium
C-005-040010		ICX impression cap, blue, pack of 10		Plastic

### ICX impression, open

Article-No.		Article	Dimensions	Material
C-005-030001		ICX titanium impression post, short, 2 pieces, Ø 4.5mm consisting of: Impression coping open, connection screw, impression aid	L 8mm	Titanium
C-005-030002		ICX titanium impression post, long, 2 pieces, Ø 4.5mm consisting of: Impression coping open, connection screw, impression aid	L 15.5mm	Titanium

**Note:** L = Length from implant top edge

# OVERVIEW: ICX MODEL ANALOG

Article-No.		Article	Dimensions	Material
C-006-010001		ICX model analog for Bonelevel (BL) Implants standard	L 15mm	Titanium
C-006-010003		ICX model analog for Bonelevel (BL) Implants CAD/CAM	L 10mm	Titanium
C-006-010008		ICX model analog for TISSUE LEVEL (TL) Implants CAD/CAM	L 11.7mm	Titanium



Note: L = Length

**ICX** THE FAIR PREMIUM IMPLANT-SYSTEM.



# OVERVIEW: ICX-TITANIUM-ABUTMENTS

For cemented restorations

Article-No.		Article	Dimensions	Material
C-007-010501	 <p style="text-align: center;"><b>Ø 5mm</b></p>	ICX Titanium abutment, short, standard <b>Ø 5mm</b>	GH 1 mm K 4mm	Titanium
C-007-010502		ICX Titanium abutment, short, standard <b>Ø 5mm</b>	GH 2 mm K 4mm	Titanium
C-007-010503		ICX Titanium abutment, short, standard <b>Ø 5mm</b>	GH 3 mm K 4mm	Titanium
C-007-010504		ICX Titanium abutment, short, standard <b>Ø 5mm</b>	GH 4 mm K 4mm	Titanium
C-007-010505		ICX Titanium abutment, short, standard <b>Ø 5mm</b>	GH 5 mm K 4mm	Titanium
C-007-010506		ICX Titanium abutment, short, standard <b>Ø 5mm</b>	GH 6 mm K 4mm	Titanium
C-007-016501	 <p style="text-align: center;"><b>Ø 6.5mm</b></p>	ICX Titanium abutment, short, wide <b>Ø 6,5mm</b>	GH 1 mm K 4mm	Titanium
C-007-016502		ICX Titanium abutment, short, wide <b>Ø 6,5mm</b>	GH 2 mm K 4mm	Titanium
C-007-016503		ICX Titanium abutment, short, wide <b>Ø 6,5mm</b>	GH 3 mm K 4mm	Titanium

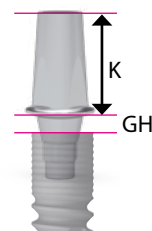


All articles C-007- incl. connection screw  
C-007-000001






All articles on this page incl. laboratory screw  
C-007-000002

**Note:** GH = gGingiva height · K = Chimney height



# OVERVIEW: ICX-TITANIUM-ABUTMENTS

For cemented restorations

Article-No.		Article	Dimensions	Material
C-007-020501	 <p style="text-align: center;"><b>Ø 5mm</b></p>	ICX Titanium abutment, long, standard <b>Ø 5mm</b>	GH 1 mm K 7mm	Titanium
C-007-020502		ICX Titanium abutment, long, standard <b>Ø 5mm</b>	GH 2 mm K 7mm	Titanium
C-007-020503		ICX Titanium abutment, long, standard <b>Ø 5mm</b>	GH 3 mm K 7mm	Titanium
C-007-020504		ICX Titanium abutment, long, standard <b>Ø 5mm</b>	GH 4 mm K 7mm	Titanium
C-007-020505		ICX Titanium abutment, long, standard <b>Ø 5mm</b>	GH 5 mm K 7mm	Titanium
C-007-020506		ICX Titanium abutment, long, standard <b>Ø 5mm</b>	GH 6 mm K 7mm	Titanium
C-007-026501	 <p style="text-align: center;"><b>Ø 6.5mm</b></p>	ICX Titanium abutment, long, broad <b>Ø 6.5mm</b>	GH 1 mm K 7mm	Titanium
C-007-026502		ICX Titanium abutment, long, broad <b>Ø 6.5mm</b>	GH 2 mm K 7mm	Titanium
C-007-026503		ICX Titanium abutment, long, broad <b>Ø 6.5mm</b>	GH 3 mm K 7mm	Titanium
C-007-010500	 <p style="text-align: center;"><b>Ø 3.7mm</b></p>	ICX Titanium abutment, short, Ø 3.7mm <b>Not for ICX-TL implants!</b>	<b>GH 0 mm</b> L 5mm	Titanium
C-007-020500		ICX Titanium abutment, long, Ø 3.7mm <b>Not for ICX-TL implants!</b>	<b>GH 0 mm</b> L 7mm	Titanium
C-007-030500		ICX-Titanium abutment, extralong, Ø 3.7mm <b>Not for ICX-TL implants!</b>	<b>GH 0 mm</b> L 9mm	Titanium



All articles C-007- incl. connection screw  
C-007-000001






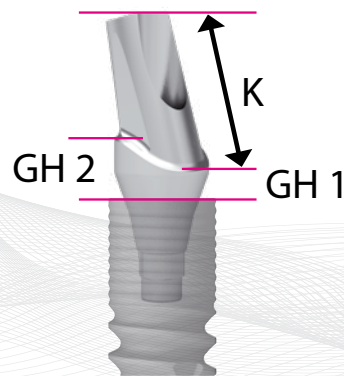
All articles on this page incl. laboratory screw  
C-007-000002





# OVERVIEW: ICX-TITANIUM-ABUTMENTS

**NOTE: All Aesthetic Titanium abutments are angled over the side surface of the Hexagonal Rotation Guard.**

Article-No.		Article	Dimensions	Material
C-010-010010	 <p>0°</p>	ICX Aesthetics Line Titanium abutment, 0°	<b>GH 1:</b> 1,0mm <b>GH 2:</b> 3,0mm K 7mm	Titanium
C-010-010030		ICX Aesthetics Line Titanium abutment, 0°	<b>GH 1:</b> 3,0mm <b>GH 2:</b> 5,0mm K 7mm	Titanium
C-010-020015	 <p>15°</p>	ICX Aesthetics Line Titanium abutment, 15°	<b>GH 1:</b> 1,5mm <b>GH 2:</b> 3,5mm K 7mm	Titanium
C-010-020025		ICX Aesthetics Line Titanium abutment, 15°	<b>GH 1:</b> 2,5mm <b>GH 2:</b> 4,5mm K 7mm	Titanium
C-010-020035		ICX Aesthetics Line Titanium abutment, 15°	<b>GH 1:</b> 3,5mm <b>GH 2:</b> 5,5mm K 7mm	Titanium
C-010-020050		ICX Aesthetics Line Titanium abutment, 15°	<b>GH 1:</b> 5,0mm <b>GH 2:</b> 7,0mm K 7mm	Titanium
C-010-040015	 <p>25°</p>	ICX Aesthetics Line Titanium abutment, 25°	<b>GH 1:</b> 1,5mm <b>GH 2:</b> 3,5mm K 7mm	Titanium
C-010-040025		ICX Aesthetics Line Titanium abutment, 25°	<b>GH 1:</b> 2,5mm <b>GH 2:</b> 4,5mm K 7mm	Titanium
C-010-040035		ICX Aesthetics Line Titanium abutment, 25°	<b>GH 1:</b> 3,5mm <b>GH 2:</b> 5,5mm K 7mm	Titanium
C-010-040050		ICX Aesthetics Line Titanium abutment, 25°	<b>GH 1:</b> 5,0mm <b>GH 2:</b> 7,0mm K 7mm	Titanium





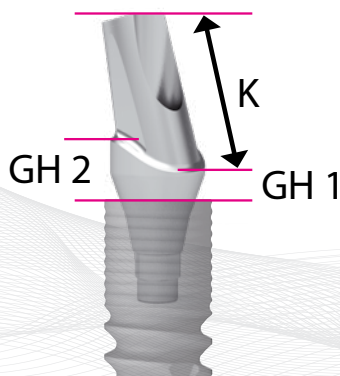
 All articles incl. connection screw  
C-011-000001

 All articles on this page incl. laboratory screw  
C-007-000002

**Note:** GH = Gingival height - K = Chimney height - L = Length from upper implant edge

# OVERVIEW: ICX-TITANIUM-ABUTMENTS

Article-No.		Article	Dimensions	Material
<b>NEW</b> C-010-010005	 <p>0° 15° 25°</p>	ICX Aesthetics Line Titanium abutment, <b>0° straight, Ø 4.5mm</b>	<b>GH 1:</b> 0.5mm <b>GH 2:</b> 1.5mm K 8mm	Titanium
<b>NEW</b> C-010-020005		ICX Aesthetics Line Titanium abutment, <b>15°, Ø 4.5mm</b>	<b>GH 1:</b> 0.5mm <b>GH 2:</b> 1.5mm K 8mm	Titanium
<b>NEW</b> C-010-040005		<b>Only for ICX bone level Implants</b> ICX Aesthetics Line Titanium abutment, <b>25°, Ø 4.5mm</b>	<b>GH 1:</b> 0.5mm <b>GH 2:</b> 1.5mm K 8mm	Titanium
<b>NEW</b> C-024-110005	 <p>0° 15° 25°</p>	ICX Aesthetics Line Titanium abutment, <b>0° straight, Ø 4.5mm</b>	<b>GH 1:</b> 0.3mm <b>GH 2:</b> 1.5mm K 8mm	Titanium
<b>NEW</b> C-024-120005		ICX Aesthetics Line Titanium abutment, <b>15°, Ø 4.5mm</b>	<b>GH 1:</b> 0.3mm <b>GH 2:</b> 1.5mm K 8mm	Titanium
<b>NEW</b> C-024-140005		<b>Only for ICX-TISSUE Level Implants</b> ICX Aesthetics Line Titanium abutment, <b>25°, Ø 4.5mm</b>	<b>GH 1:</b> 0.3mm <b>GH 2:</b> 1.5mm K 8mm	Titanium



**Note:** GH = Gingival height - K = Chimney height - L = Length from upper implant edge








All articles incl. connection screw  
C-011-000001



All articles on this page incl. laboratory screw  
C-007-000002

# OVERVIEW: ICX SOLID AND ICX UNIVERSAL ABUTMENTS

## ICX solid abutments, one-piece




Article-No.		Article	Dimensions	Material
C-021-063200		ICX solid abutment, short, Ø 3.1mm, one-piece	<b>GH 0mm</b> L 8mm	Titanium
C-021-063300		ICX solid abutment, long, Ø 3.1mm, one-piece	<b>GH 0mm</b> L 11mm	Titanium
C-021-063401		ICX solid abutment, Ø 4.1mm, one-piece	GH 1mm K 5.5mm	Titanium
C-021-063402		ICX solid abutment, Ø 4.1mm, one-piece	GH 2mm K 5.5mm	Titanium
C-021-063403		ICX solid abutment, Ø 4.1mm, one-piece	GH 3mm K 5.5mm	Titanium
C-021-065001		ICX solid abutment, Ø 5mm, one-piece	GH 1mm K 5.5mm	Titanium
C-021-065002		ICX solid abutment, Ø 5mm, one-piece	GH 2mm K 5.5mm	Titanium
C-021-065003		ICX solid abutment, Ø 5mm, one-piece	GH 3mm K 5.5mm	Titanium
950099		ICX hex instrument 1.4 (for 1)	L 24mm	Stainless steel
C-021-000002		ICX insertion tool solid abutment (for 2)	L 25.6mm	Stainless steel

**Note:** GH = Gingival height  
K = Chimney height  
L = Length from upper implant edge

**Note:** Tightening torque 30Ncm. The solid abutment shouldn't be loosened after the impression has been taken. For preparation in situ.

## ICX-Universal-Abutments (Telescope technology, customizable)

Compact, two-piece with central screw access channel

Article-No.		Article	Dimensions	Material
C-009-100001		ICX-Universal-Abutment, short, Ø 5.2mm	L 9,5mm	Titanium
C-009-100002		ICX-Universal-Abutment, long, Ø 5.2mm	L 14,5mm	Titanium
C-009-020001		ICX-Meso-Abutment Ø 7mm	L 9mm	Titanium

**Hinweis:** L = Length from implant top edge



All articles C-009- incl. connection screw  
C-011-000001







All articles C-009- incl.  
laboratory screw  
C-007-000002






Due to their thicker walls, the technician can grind them individually, to a responsible degree, as primary telescopes.

# OVERVIEW: ICX BAR, GOLD AND PLASTIC ABUTMENTS

## ICX-Bar-System-Abutments

Article-No.		Article	Dimensions	Material
C-011-030001		Plastic abutment with hex	L 9mm K 6.3mm Ø 4.5mm	Plastic burnable
C-011-030002		Plastic abutment without hex	L 9mm K 6.3mm Ø 4.5mm	Plastic burnable
C-011-020002		Titanium abutment with hex	L 9mm K 6.3mm Ø 4.5mm	Titanium
C-011-020003		Titanium abutment long, without hex	L 13.5mm K 6.3mm Ø 4.5mm	Titanium

## ICX-Gold-, CoCr- and plastic abutments

Article-No.		Article	Dimensions	Material
C-008-010001		ICX-Gold abutment (castable) Ø 5mm with hex	GH 1mm	Gold/HSL alloy Ceramicor
C-008-010002		ICX-Gold abutment (castable) Ø 5mm without hex	GH 1mm	Gold/HSL alloy Ceramicor
<b>NEW</b> C-008-020001		ICX-CoCr abutment (cast-on compatible with NEM), with hex	Ø 4.40 mm GH 0.5mm K 4mm	CoCr Biodur CCM/BC NEM castable (Note CTE values when firing on ceramics)
C-008-030001		ICX plastic abutment Ø 5mm with hex completely burn out without residue	GH 1mm K 7mm	Plastic burnable
C-008-030002		ICX plastic abutment Ø 5mm without hex completely burn out without residue	GH 1mm K 7mm	Plastic burnable

**Note:** GH = Gingival height - K = Chimney height - L = Length from upper implant edge



All articles incl. connection screw  
C-011-000001





All articles incl. laboratory screw  
C-007-000002

# OVERVIEW: ICX-PLUS ABUTMENTS/ZIRKONZAHN/CAD/CAM & SCAN BODIES

## ICX-plus-TISSUE LEVEL (TL) Implant abutments

The ICX-plus abutment 0mm is only compatible with ICX-plus implants.

Article-No.		Article	Dimensions	Material
C-024-010501		<b>ICX-plus-(TL)</b> Implant abutment K 5mm, short, Ø 5mm	GH 0.25mm K 5mm	Titanium
C-024-020501		<b>ICX-plus-(TL)</b> Implant abutment K 7.5mm, long, Ø 5mm	GH 0.25mm K 7.5mm	Titanium
C-024-120501		<b>ICX-plus-(TL)</b> Implant abutment K 7mm, long, Ø 5mm	GH 0mm (outer tulips Ø) K 7mm	Titanium

**Note:** K = Length of the stump from prep limit











All articles incl. connection screw  
C-007-000001




All articles incl. laboratory screw  
C-007-000002


**OVERVIEW:  
ICX-PLUS ABUTMENTS/ZIRKONZAHN/CAD/CAM & SCAN BODIES**

**ICX CAD/CAM adhesive bases and scan bodies**

Article-No.		Article	Dimensions	Material
C-029-000004		ICX adhesive base, Ø 4,4mm, with hex - <b>Only for ICX-BL</b>	<b>GH 0mm</b> K 4mm	Titanium
C-029-000005		ICX adhesive base, <b>Only for ICX-TL Implant</b> Ø 4,4mm with hex	<b>GH 0mm</b> K 4mm	Titanium
C-029-000002		ICX adhesive base, standard Ø 4,4mm with hex	GH 0.5mm K 4mm	Titanium
C-029-000008		ICX adhesive base, Ø 4,4mm with hex	GH 1.5mm K 4mm	Titanium
C-029-000007		ICX adhesive base, Ø 4,4mm with hex	GH 2.5mm K 4mm	Titanium
C-029-001001		ICX bar adhesive base, Ø 4,4mm without hex (for bar and bridges)	GH 0.5mm K 3.8mm	Titanium
C-030-000001		ICX scan body for model scan 1st generation	L 12mm	PEEK
C-030-000003		ICX-Scan body for intraoral scans and also for model scans 2nd generation	L 12mm	PEEK

The CAD/CAM data sets for the ICX adhesive bases are stored in the library on our medentis website:  
www.medentis.de  
There they can be requested by email for downloading.

 All articles incl. connection screw  
C-011-000001






 All articles incl. laboratory screw  
C-007-000002

**ICX** THE FAIR  
PREMIUM  
IMPLANT-  
SYSTEM.



# OVERVIEW: ICX-CEREC® ADHESIVE BASES ONLY FOR SIRONA® SYSTEM

## ICX-Cerrec® adhesive bases (**only** compatible with Sirona® system)

Article-No.		Article	Dimensions	Material
C-029-000050		ICX-Cerrec® adhesive base with hex for Cerec® L block, incl. scan cap white (Bluecam),	GH 1mm K 4.65mm Ø 4.5mm	Titanium
<b>C-030-000052</b>		ICX-Cerrec®- <b>Scanpost</b> L for C-029-000050 with hex incl. scan cap white (Bluecam)	GH 2.5mm K 4.65mm Ø 4.5mm	Titanium
C-029-000051		ICX-Cerrec® adhesive base with hex for Cerec® L block, incl. scan cap white (Bluecam),	GH 2.5mm K 4.65mm Ø 4.5mm	Titanium
<b>C-030-000053</b>		ICX-Cerrec®- <b>Scanpost</b> L for C-029-000051 with hex incl. scan cap white (Bluecam),	GH 4mm K 4.65mm Ø 4.5mm	Titanium
6431329		Scan cap, gray (Omnicam) This article is included with all Cerec® articles	-	PEEK

**Note:** GH = Gingival height - K = Chimney height - L = Length from upper implant edge



All articles incl. connection screw  
C-011-000001




All articles incl. laboratory screw  
C-007-000002

**NOTE: IN GENERAL, A SCAN VIA THE RESPECTIVE SCANPOST IS ALWAYS RECOMMENDED! THE CORRESPONDING DATA SET MUST BE SELECTED FOR SCANPOST.**

THE CORRESPONDING CAD/CAM DATA RECORD IS STORED IN THE SIRONA® SYSTEM AS DATA RECORD NB A 4.5.

## ICX E. Steger adhesive abutment **ONLY** for ZirkonZahn system

Article-No.		Article	Dimensions	Material
C-029-000021		ICX adhesive base for ZirkonZahn system Ø 5,1mm with hex	GH 1mm K 4mm	Titanium

**Note:** K = Length of the stump from prep limit



All articles incl. connection screw  
C-011-000001



All articles incl. laboratory screw  
C-007-000002



# OVERVIEW: CERICX ZIRCONIUM ABUTMENTS

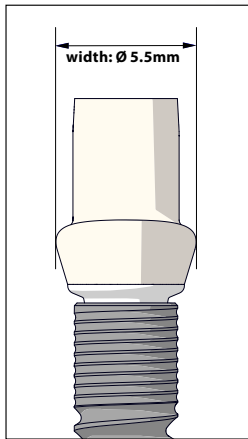

0° degrees and 15° degrees - with optimized prep limit for intraoral scanning systems  
and Cerec® scans - in three tooth colours and 5 gingiva heights:

Each available in three tooth colours (molars only in B)

Tooth colours „bright“ **A** corresponds to: approx. A1, A2, B1

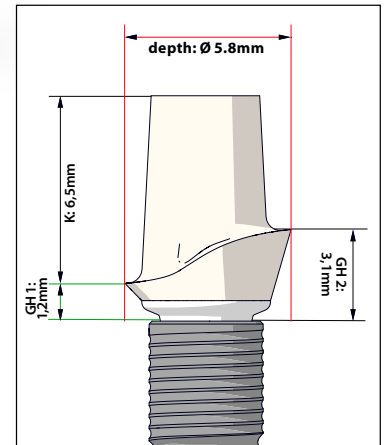
Tooth colours „standard“ **B** corresponds to: approx. A3, B2

Tooth colours „dark“ **C** corresponds to: approx.



Explanation of the different dimensions, (Dimensions) on the basis of a CERICX example article.

Article-No.	Article	Dimensions	Material
C-036-A/B/C 10501	<b>CERICX STRUCTURE STRAIGHT 1MM</b>	Width: Ø 5.5mm Depth: Ø 5.8mm GH 1: 1.2mm GH 2: 3.1mm K: 6.5mm	Titanium/ Zirconium









To determine the correct gingival height (GH) observe the associated **dimensions!**

## **B** Tooth shade „standard“

Article-No.	Article-CERICX-Molars	Dimensions	Material	B - „standard“
C-034-B 00525	CERICX abutment molar GH 2.5mm The stump and emergence profile are designed according to the molar tooth shape.	Width: Ø 9.6mm Depth: Ø 8.1mm GH 1: 3.2mm GH 2: 5.2mm K: 6.8mm	Titanium/ Zirconium	
C-034-B 00535	CERICX abutment molar GH 3.5mm The stump and emergence profile are designed according to the molar tooth shape.	Width: Ø 9.6mm Depth: Ø 8.1mm GH 1: 4.2mm GH 2: 6.2mm K: 6.8mm	Titanium/ Zirconium	

# OVERVIEW: CERICX ZIRCONIUM ABUTMENTS

## CERICX-Abutments

Article-No.	Article	Dimensions	Material	
C-036-A/B/C 10501	CERICX abutment straight 1mm	Width: Ø 5.5mm Depth: Ø 5.8mm GH 1: 1.2mm GH 2: 3.1mm K: 6.5mm	Titanium/ Zirconium	<p>A = Tooth colours „bright</p>  <p>B = Tooth colours „standard</p>  <p>C = Tooth colours „dark</p> 
C-036-A/B/C 10502	CERICX abutment straight 2mm	Width: Ø 5.5mm Depth: Ø 5.8mm GH 1: 2.2mm GH 2: 4.1mm K: 6.5mm	Titanium/ Zirconium	
C-036-A/B/C 10503	CERICX abutment straight 3mm	Width: Ø 5.5mm Depth: Ø 5.8mm GH 1: 3.2mm GH 2: 5.1mm K: 6.5mm	Titanium/ Zirconium	
C-036-A/B/C 10504	CERICX abutment straight 4mm	Width: Ø 5.5mm Depth: Ø 5.8mm GH 1: 4.2mm GH 2: 6.1mm K: 6.5mm	Titanium/ Zirconium	
C-036-A/B/C 10505	CERICX abutment straight 5mm	Width: Ø 5.5mm Depth: Ø 5.8mm GH 1: 5.2mm GH 2: 7.1mm K: 6.5mm	Titanium/ Zirconium	
C-036-A/B/C 20005	CERICX 15° Aesthetics 0.5mm	Width: Ø 5.5mm Depth: Ø 7.2mm GH 1: 1.2mm GH 2: 3.2mm K: 7mm	Titanium/ Zirconium	<p>A = Tooth colours „light</p>  <p>B = Tooth colours „standard</p>  <p>C = Tooth colours „dark</p> 
C-036-A/B/C 20015	CERICX 15° Aesthetics 1.5mm	Width: Ø 5.5mm Depth: Ø 7.2mm GH 1: 2.2mm GH 2: 4.2mm K: 7mm	Titanium/ Zirconium	
C-036-A/B/C 20025	CERICX 15° Aesthetics 2.5mm	Width: Ø 5.5mm Depth: Ø 7.2mm GH 1: 3.2mm GH 2: 5.2mm K: 7mm	Titanium/ Zirconium	
C-036-A/B/C 20035	CERICX 15° Aesthetics 3.5mm	Width: Ø 5.5mm Depth: Ø 7.2mm GH 1: 4.2mm GH 2: 6.2mm K: 7mm	Titanium/ Zirconium	
C-036-A/B/C 20045	CERICX 15° Aesthetics 4.5mm	Width: Ø 5.5mm Depth: Ø 7.2mm GH 1: 5.2mm GH 2: 7.2mm K: 7mm	Titanium/ Zirconium	

0° degree and 15° degrees - with optimized prep limit for intraoral scanning systems and Cerec® scans -. in three tooth shades and 5 gingiva heights:

**Note:** GH = Gingival height  
K = Chimney height  
L = Length from upper implant edge



All articles incl. connection screw  
C-011-000001








All articles incl. laboratory screw  
C-007-000002

**OVERVIEW:**

**ICX-MULTI®-Concept = 4-ON-ICX and 6-ON-ICX**

**Only for bar, bridge and splinted crown restorations -  
not suitable for single-tooth and telescopic restorations!**

Required minimum height 5.5mm / screwdriver SW 1.2mm

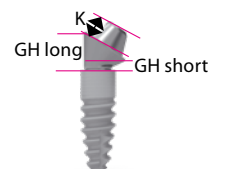
Article-No.		Article	Dimensions	Material
C-020-750010		ICX-MULTI abutment, straight, one-piece	GH 1mm K 2.2mm	Titanium
C-020-750020		ICX-MULTI abutment, straight, one-piece	GH 2mm K 2.2mm	Titanium
C-020-750030		ICX-MULTI abutment, straight, one-piece	GH 3mm K 2.2mm	Titanium
C-020-750040		ICX-MULTI abutment, straight, one-piece	GH 4mm K 2.2mm	Titanium
C-020-750050		ICX-MULTI abutment, straight, one-piece	GH 5mm K 2.2mm	Titanium
C-020-751705		17° ICX-MULTI abutment, rotation-locked in implant	GH short 0.5mm GH long 1.9mm K 2.2mm	Titanium
C-020-751715		17° ICX-MULTI abutment, rotation-locked in implant	GH short 1.5mm GH long 2.9mm K 2.2mm	Titanium
C-020-751735		17° ICX-MULTI abutment, rotation-locked in implant	GH short 3.5mm GH long 4.9mm K 2.2mm	Titanium
C-020-753505		35° ICX-MULTI abutment, rotation-locked in implant	GH short 0.5mm GH long 3.25mm K 2.2mm	Titanium
C-020-753515		35° ICX-MULTI abutment, rotation-locked in implant	GH short 1.5mm GH long 4.25mm K 2.2mm	Titanium
C-020-753535		35° ICX-MULTI abutment, rotation-locked in implant	GH short 3.5mm GH long 6.25mm K 2.2mm	Titanium
C-020-851705		17° ICX-MULTI abutment, not rotation-locked in implant	GH short 0.5mm GH long 1.9mm K 2.2mm	Titanium
C-020-851715		17° ICX-MULTI abutment, not rotation-locked in implant	GH short 1.5mm GH long 2.9mm K 2.2mm	Titanium
C-020-851735		17° ICX-MULTI abutment, not rotation-locked in implant	GH short 3.5mm GH long 4.9mm K 2.2mm	Titanium
C-020-853505		35° ICX-MULTI abutment, not rotation-locked in implant	GH short 0.5mm GH long 3.25mm K 2.2mm	Titanium
C-020-853515		35° ICX-MULTI abutment, not rotation-locked in implant	GH short 1.5mm GH long 4.25mm K 2.2mm	Titanium
C-020-853535		35° ICX-MULTI abutment, not rotation-locked in implant	GH short 3.5mm GH long 6.25mm K 2.2mm	Titanium



Note: GH = Gingival height  
K = Chimney height



















incl. base screw C-020-000010  
(connection screw to the implant)



# OVERVIEW: ICX-MULTI®-Concept = 4-ON-ICX and 6-ON-ICX






Required minimum construction height 5.5mm


Article-No.		Article	Dimensions	Material
C-003-000005		ICX-MULTI protection cap	Ø 4.8 L 4.6mm	Titanium
C-005-070001		ICX-MULTI impression posts, closed, incl. impression cap	L 11mm	Titanium
C-005-070002		ICX-MULTI impression posts, open, short incl. impression aid	L 13mm	Titanium
C-005-070020		ICX-MULTI impression posts, open, long incl. impression aid	L 16,7mm	Titanium
C-006-010007		ICX-MULTI model analog	L 11mm K 2.2mm	Titanium
C-020-951120		ICX-MULTI prosthetic abutment, Titanium	Ø 4.8 L 12mm (shortenable to 4.1mm)	Titanium
C-020-952120		ICX-MULTI prosthetic abutment, Plastic	Ø 4.8 L 12mm (shortenable to 4.1mm)	Plastic burnable
C-020-953120		ICX-MULTI prosthetic abutment Peek (temporary restoration/bite registration)	Ø 4.8 L 12mm (shortenable to 4.1mm)	Peek
C-029-002010		ICX-MULTI adhesive base, GH 1.5mm, (for bars and plastic veneer bridges)	Ø 4.8 L 5.5mm	Titanium
C-029-002011		ICX-MULTI adhesive base GH 0mm, (for ceramic veneer bridges)	Ø 5.4mm. L 5.5mm	Titanium
C-030-000010		ICX-MULTI scan cap	L 12.5mm B 4.5mm T 6.5mm	Peek
C-031-100001		ICX-Maximus cap, GH 3mm, (plus GH ICX-multi abutment)	Ø 4.8 L 4.4mm	Titanium
C-015-100030		ICX-MULTI hexagon instrument SW 1.2mm medium	SW 1.2mm	Stainless steel
C-020-000001		ICX-MULTI insertion device SW 3,2mm for straight multi abutments	SW 3.2mm	Stainless steel
C-020-000120		Multifixing pin for relining impressions	Pack of 10	Plastic

 incl. prosthetic screw C-020-000011 (connection screw to ICX-multi abutment)

**OVERVIEW:****ICX-MULTI®-Concept = 4-ON-ICX and 6-ON-ICX**

Required minimum construction height 5.5mm

Article-No.		Article	Dimensions	Material
C-020-750000	<b>Only for BL!</b> 	ICX-MULTI abutment, straight, GH 0mm	Ø 4.8mm GH 0mm K 2.2mm	Titanium
C-020-750001	<b>Only for TL!</b> 	ICX-MULTI abutment, straight, GH 0mm	Ø 4.8mm GH 0mm K 2.2mm	Titanium
C-020-956120		ICX-MULTI prosthetic abutment CoCr Biodur CCM/BC NEM cast-on	Ø 4.8mm L 7mm	CoCr Biodur CCM/ BC
C-020-955120		ICX-MULTI welding abutment 1st generation for welding of several abutments with the aid of a titanium wire	Ø 4.8mm L 12mm	Titanium
C-020-955121		ICX-MULTI welding abutment 2nd generation for welding of several abutments with the aid of a titanium wire	Ø 5.1mm L 10.5mm	Titanium

 incl. prosthetic screw C-020-000011  
(connection screw for the ICX-MULTI abutment)



**Field of application and indication**

The ICX-MULTI® concept is a prosthetic concept for immediate restoration of edentulous patients. For better support of the subsequent restoration, it is possible for the posterior implants to be placed at a 17° or 35° angle distally. This angulation is compensated by the special abutments.

**ICX-Shop: [www.medentis.de](http://www.medentis.de)**

## OVERVIEW: ICX-T-BONA BALL HEAD SYSTEM

### Patrices

Article-No.		Article	Dimensions	Material
C-022-060001		ICX-t-bona ball head abutment, Ball Ø 2.25mm	GH 1mm	Titanium
C-022-060002		ICX-t-bona ball head abutment, Ball Ø 2.25mm	GH 2mm	Titanium
C-022-060003		ICX-t-bona ball head abutment, Ball Ø 2.25mm	GH 3mm	Titanium
C-022-060004		ICX-t-bona ball head abutment, Ball Ø 2.25mm	GH 4mm	Titanium
C-015-100007		ICX-t-bona ball head Insertion tool	L 19mm	Stainless steel

**Note:** GH = Gingival height










**ICX** THE FAIR  
PREMIUM  
IMPLANT-  
SYSTEM.

[www.icximplant.com](http://www.icximplant.com)








# OVERVIEW: ICX-T-BONA BALL HEAD SYSTEM

## t-ecco/Matrice

Article-No.		Article	Material
T-13825		t-ecco, matrice, complete, incl. golden inner matrice, red plastic auxiliary ring and model analog	Titanium plus AuPt
T-13836		t-ecco, matrice, single <b>without golden inner matrice</b>	Titanium
T-13833		t-ecco, golden inner matrice	AuPt
T-13846		t-ecco, golden color inner matrice (weak)	Titanium Grad5
T-13845		t-ecco, red inner matrice (strong)	Titanium Grad5
EK-833100		Model analog	Messing
T-10571		t-ecco-activator/deactivator	Stainless steel
960002		Hex tool, SW 0.9 short, L 20mm	Stainless steel
C-015-100029		Hex tool, SW 0.9 long, one-piece L 35mm	Stainless steel

## Dalbo®-PLUS/Matrice

Article-No.		Article	Material
DP-055890		Dalbo PLUS Female TE set elliptical Complete incl. Dalbo PLUS lamella insert	Titanium plus Elitor
DP-055643		Dalbo PLUS lamella insert (without groove marking)	Elitor
DP-050068		Dalbo PLUS Tuning soft lamella insert (1 indentation) for ball head abrasion up to 0.05mm	Elitor
DP-055687		Dalbo PLUS Tuning lamella insert (2 indentation) for ball head abrasion from 0,05mm	Elitor
DP-072609		Dalbo PLUS tool/activator (per 1/4 turn increases the trigger force by 200g)	Stainless steel

**Note:** Please be sure to use the Dalbo-PLUS tool (DP-072609) to adjust the retention individually according to the situation.

# OVERVIEW: ICX MAXIMUS ABUTMENTS, CLASSIC ONE-PIECE

## Patrices

**Please note:**

With an exact gingival height of e.g. 1mm, an additional distance of 0.5mm remains between the occlusal gingiva and the lower edge of the matrix restoration.



## ICX Maximus abutment, classic-compact one-piece

These patrices are turned in.

Article-No.		Article	Dimensions	Material
C-031-020001		ICX Maximus abutment, classic one-piece	GH 1mm	Titanium
C-031-020002		ICX Maximus abutment, classic one-piece	GH 2mm	Titanium
C-031-020003		ICX Maximus abutment, classic one-piece	GH 3mm	Titanium
C-031-020004		ICX Maximus abutment, classic one-piece	GH 4mm	Titanium

The one-piece & two-piece ICX Maximus abutments are a proprietary further development of medentis medical, compatible with the Locator™ abutments. Available for all ICX implants!

**Note:** GH = gingival height

C-015-100018		Triangular turning tool 25mm (short)	Stainless steel
C-015-100031		Triangular turning tool 30mm (long)	Stainless steel



[www.icximplant.de](http://www.icximplant.de)




# OVERVIEW: ICX MAXIMUS ABUTMENTS, TWO-PIECE

## ICX Maximus abutment, one-piece

Male with screw access channel & connection screw.

These anti-rotation superstructures are plugged and screwed.

Article-No.		Article	Dimensions	Material
C-031-010001		ICX Maximus abutment, with hex, two-part incl. connection screw	GH 1mm	Titanium
C-031-010002		ICX Maximus abutment, with hex, two-part incl. connection screw	GH 2mm	Titanium
C-031-010003		ICX Maximus abutment, with hex, two-part incl. connection screw	GH 3mm	Titanium
C-031-010004		ICX-Maximus-Aufbau, with hex, two-part incl. connection screw	GH 4mm	Titanium
C-031-010005		ICX Maximus abutment, with hex, two-part incl. connection screw	GH 5mm	Titanium


The one-piece & two-piece ICX Maximus abutments are a proprietary further development of medentis medical, compatible with the Locator™ abutments. Available for all ICX implants!


**Note: It is inserted with 1.4mm hexagon insertion tool**

Article incl. connection screw



C-031-000001















C-031-000001		ICX-Maximus Connection screw	Titanium Grad 5
--------------	---	------------------------------	-----------------

Siehe Seite 61		ICX hex tool SW 1,4mm	Stainless steel
----------------	---	-----------------------	-----------------

# OVERVIEW: ICX MAXIMUS ACCESSORIES

## Matrices



### ICX Maximus Accessories:

Article-No.		Article	Material
C-031-852400		Retention insert transparent Pull-off force approx. 2.3 kg, strong divergence compensation $\pm 10^\circ$	Plastic (pack of 4)
C-031-852700		Retention insert pink Trigger force approx. 1.6 kg, medium divergence compensation $\pm 10^\circ$	Plastic (pack of 4)
C-031-852900		Retention insert blue Pull-off force approx. 0.7 kg, weak divergence compensation $\pm 10^\circ$	Plastic (pack of 4)
C-031-854700		Retention insert green Pull-off force approx. 1.8 kg, medium divergence compensation $\pm 20$	Plastic (pack of 4)
C-031-854800		Retention insert red Pull-off force approx. 0.4 kg, weak divergence compensation $\pm 20$	Plastic (pack of 4)
C-031-851500		Processing maleblack, no retention (laboratory)	Plastic (pack of 4)
C-031-852300		ICX-Maximus Block out Spacer, pack of 2	Plastic (pack of 2)
C-031-851902		Processing package (titanium cap with black laboratory insert, spacer ring and retention inserts)	Titanium/ Kunststoff (2er Pack)
C-031-851910		Processing package (titanium cap with black laboratory insert, spacer ring and retention inserts)	Titanium/ Plastic (pack of 10)
C-015-100032		Core Tool (general purpose tool)	Stainless steel
C-031-850501		Impression cap	Titanium (pack of 4)
C-031-853000		Model analog Ø4mm	Titanium (pack of 4)
C-015-100018		Triangular turning tool 25mm (short)	Stainless steel
C-015-100031		Triangular turning tool 30mm (long)	Stainless steel

The one, & two-piece ICX Maximus abutments are a proprietary development of medentis medical, compatible with the Locator™ abutments. Available for all ICX implants!

Products marked with ® and ™ are registered trademarks of the respective manufacturer.

## CM LOC® Matrices System

Article-No.		Article	Material
CM-031-03482		CM LOC® Basic Set Titanium 2-pack consisting of:  2 x CM LOC® housing for Pekkton® inserts 2 x CM LOC® retention insert, extra low 2 x CM LOC® retention insert, low 2 x CM LOC® retention insert, medium 2 x CM LOC® retention insert, high 2 x CM LOC® processing insert 2 x CM LOC® spacer	
07000205		CM LOC® Multi-Tool (mandatory required)	

### FORCE LEVELS PEKKTON® RETENTION INSERTS



Dental restorations require a high degree of maximum planning flexibility, durability, comfort and system compatibility.

The CM LOC® matrix system is a maximum modular matrix system for universal applications. This means flexibility for the practitioner and comfort for the patient.

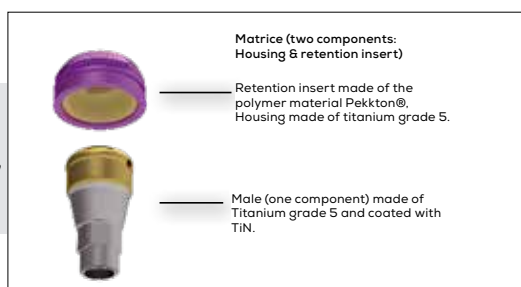
#### System advantages:

- + Simple practitioner- and patient-friendly application.
- + Easy replacement of the Pekkton® retention inserts.
- + Highly resistant to water absorption and taste deformation.
- + Optimized matrix design with Pekkton® retention inserts for high wear resistance.

The matrix design with retention inserts made of the high-performance polymer Pekkton® offers a good wear resistance, which enables restoration with ICX-MAXIMUS abutments.

The CM LOC® matrices are available with four easily exchangeable retention inserts in four defined force levels. The gingiva-colored matrix provides esthetic solutions.

**The CM LOC® matrix system is compatible with the ICX-Maximus, and LOCATOR® abutments!**



## OVERVIEW: ICX PROSTHETIC BOX


Article-No.	Article	Material	
C-018-000101	ICX PROSTHETIC Box-empty (without content)	Plastic	
C-018-000102	ICX PROSTHETIC Box (incl. content)	Plastic, sterilizable	



## OVERVIEW: ICX REFERRAL BOX INSTRUMENTS

Article-No.		Article	Material
960001		ICX torque Ratchet, adjustable from 10-45 Ncm	Stainless steel
960007		ICX Universal Handpiece Adapter for all instruments with contra-angle handpiece holder (ISO shaft), for the torque Ratchet	Stainless steel
960002		ICX Hex tool SW 0,9mm, L 20mm for t-ecco inner matrice and ICX-mini cover screws	Stainless steel
C-015-100030		ICX Hex tool (one-piece) SW 1.2mm, medium, L 27mm	Stainless steel
950098		ICX Hex tool SW 1,4mm, long, L 28mm for all screws of the abutments, as well as healing caps	Stainless steel
C-015-100025		ICX Hex tool, one-piece SW 1,4mm, medium, L 24mm for all screws of the Abutments	Stainless steel
C-015-100007		ICX-t-bona insertion instrument, L 19mm, Mounting of all t-bona ball head abutments	Stainless steel
C-020-000001		ICX-multi insertion device SW 3,2mm for straight multi abutments	Stainless steel
960004		ICX-Universal drill extension, optimized for all drills, L 28mm usable up to max. 35Ncm	Stainless steel
C-015-100005		ICX Extraction tool, L 33mm, for stripping tight ICX abutments	Stainless steel









Optionally available on request:






C-015-100016		Angle ruler complete, for 30° and 40	Titanium
--------------	---	---	----------

**ICX** THE FAIR  
PREMIUM  
IMPLANT-  
SYSTEM.

# OVERVIEW: ICX ACCESSORIES












## ICX Implant Insertion Instruments

Article-No.		Article	Material
C-015-100006		ICX insertion tool, For all ICX-MINI implants Ø 2.9mm	Stainless steel
C-021-000002		ICX placement tool / For all WHITE ceramic implants & solid abutments	Stainless steel
C-015-100001		ICX insertion tool (ISO shaft) L 23mm, short For all ICX implants: Ø 3.45/3.75/4.1/4.8	Stainless steel
C-015-100002		ICX insertion tool (ISO shaft) L 29mm, medium For all ICX implants: Ø 3.45/3.75/4.1/4.8	Stainless steel
C-015-100004		ICX insertion tool (ISO shaft) L 40mm, long For all ICX implants: Ø 3.45/3.75/4.1/4.8	Stainless steel
C-015-100021		ICX insertion tool, L 30mm, one-piece, medium For all ICX implants: Ø 3.45/3.75/4.1/4.8	Stainless steel
C-015-100040		ICX insertion tool, (ISO shaft) lockable, L 30mm The innovative click system allows easy and safe removal of the of the ICX implants.	Stainless steel
C-015-100035		ICX insertion tool, lockable, L 31mm The innovative click system allows easy and safe removal of the of the ICX implants.	Stainless steel






Article-No.		Article	Material
C-015-100000		ICX Insertion tool with screw connection	
C-015-110000		ICX insertion tool narrow with screw connection	
C-015-100000 und C-015-110000		<b>In the set (**valid until revoked): 1 x ICX insertion tool with screw connection and 1 x ICX insertion instrument narrow</b>	<b>Sets</b>
2 x C-015-100000		<b>In the set (**valid until revoked): 2 x ICX insertion tool with screw connection</b>	<b>Sets</b>
2 x C-015-110000		<b>In the set (**valid until revoked): 2 x ICX insertion tool narrow with screw connection</b>	<b>Sets</b>

## OVERVIEW: ICX ACCESSORIES

### ICX Hex tools (screwdrivers)

Article-No.		Article	Material
950099		ICX hex tool (ISO shaft) SW 1.4mm medium, L 24mm for all screws of the abutments, as well as healing caps	Stainless steel
950098		ICX hex tool (ISO shaft) SW 1.4mm long, L 28mm for all screws of the abutments, as well as healing caps	Stainless steel
950097		ICX hex tool (ISO shaft) SW 1.4 mm extra long, L 45mm for all screws of the abutments as well as healing caps	Stainless steel
C-015-100023		ICX hex tool (one-piece) SW 1.4mm, short, L 21mm	Stainless steel
C-015-100025		ICX hex tool(one-piece) SW 1,4mm, medium, L 27mm for all abutment screws	Stainless steel
C-015-100024		ICX hex tool (one-piece) SW 1.4mm, long, L 31mm	Stainless steel
C-015-100033		ICX hex tool (ISO shank) SW 1.2mm, L 25mm	Stainless steel
C-015-100030		ICX hex tool (one-piece) SW 1.2mm, medium, L 27mm	Stainless steel
C-015-100036		ICX hex tool (one-piece) SW 1.2mm, L 32mm	Stainless steel
960002		ICX hex tool (ISO shaft) SW 0.9mm, L 20mm for t-ecco inner matrice and ICX-MINI cover screw	Stainless steel
C-015-100029		ICX hex tool (one-piece) SW 0.9mm, L 38.5mm for t-ecco inner matrice and ICX-MINI cover screw	Stainless steel


### ICX-other accessories


Article-No.		Article	Material
C-015-100009		Counter tool for ICX-MINI implant SW 2.8mm	Stainless steel
C-014-230315		ICX parallel pin ø 2.3/ø 3.15 for checking the drill-holes	Titanium
C-014-350410		ICX parallel pin ø 3.5/ø 4.1 For checking the drill-holes	Titanium
C-014-006002		ICX bone profiler, (ISO shaft) Ø 3.45 - Ø 4.8 for uncovering overgrown implants	Stainless steel
C-015-100020		ICX-Surgical Driver, for instruments with ISO shaft	Stainless steel




## OVERVIEW: ICX CONNECTION SCREWS

### ICX connection screws

Article-No.		Article	Material
C-007-000001		<p>ICX connection screw silver</p> <p>Suitable for use in the ICX abutments C-007, C-024 as well as the closed ICX impression posts.</p>	Titanium


Article-No.		Article	Material
C-011-000001		<p>ICX connection screw silver</p> <p>Suitable for use in the ICX abutments C-007, C-024 as well as the closed ICX impression post.</p>	Titanium


For better identification, we will deliver this screw anodized RED in the future.


Article-No.		Article	Material
C-007-000002		<p>ICX connection screw laboratory blue</p> <p>Suitable for use for every ICX abutment as technician screw.</p> <p>except for the ICX-multi and ICX-maximus system</p> <p>NOT SUITABLE FOR FINAL SUPPLY !</p>	Titanium



## ICX connection screws

Article-No.		Article	Material
C-020-000010		ICX-MULTI base screw (connection screw from the angled ICX-MULTI abutment to the implant)	Titanium

Article-No.		Article	Material
C-020-000011		ICX MULTI-prosthetic screw for occlusal screw fixation	Titanium

Article-No.		Article	Material
C-031-000001		ICX-Maximus- connection screw	Titanium

# RECOMMENDED VALUES FOR TORQUES



5 Ncm to 10 Ncm (hand tight)	
Cover screws	
Healing abutment	
Impression post	
Plastic abutment	

# RECOMMENDED VALUES FOR TORQUES



max. 15 Ncm	
<p>Scanbody and all other abutments made of PEEK</p>	A collection of various PEEK abutments and scanbodies. The top row shows three different shapes: a simple cylindrical one, a one with a hexagonal top, and a one with a threaded top. The middle row shows two stacked abutments. The bottom row shows two groups of three abutments each, with varying heights and top shapes. A single abutment is shown at the bottom center.

# RECOMMENDED VALUES FOR TORQUES



max. 30 Ncm	
All titanium abutments	
Adhesive bases	
CERICX	
Ball head	
Maximus	
ICX-MULTI abutments	<p>(occlusal screw connection with approx. 27 Ncm)</p>



ICX-Implants	
<p><b>General insertion:</b></p> <p>Not less than 15Ncm</p> <p>and</p> <p>not more than 55Ncm.</p> <p><b>Immediate load:</b></p> <p>Not less than 35Ncm</p> <p><b>ICX-ACTIVE MASTER -Implants</b></p> <p>In the interforaminal area not more than 40Ncm</p>	

# ICX PRODUCT INFO: ICX-BL + TL IMPLANTS




**ICX-Ø 3.3mm BL** (Bone Level)  
Ø 3.3mm

Art.-No.: N-006-010003




**ICX-Ø 3.3mm TL** (Tissue Level)  
Ø 3.3mm

Art.-No.: N-006-010008



**ICX-BL** (Bone Level)  
Ø 3.75 · Ø 4.1 · Ø 4.8mm

Art.-No.: C-006-010001



**ICX-TL** (Tissue Level)  
Ø 3.45 · Ø 3.75 · Ø 4.1 · Ø 4.8mm

Art.-No.: C-006-010008

Dear customers,

please note the two different implant platforms (BL and TL) for the transfer.

Select the BL and TL laboratory analogs accordingly.

This is important if the prosthetics later has to touch the different platforms of the implants, due to the low emergence profile (GH 0mm).

Your medentis team

# ICX PREFORMS AND MED ABUTMENT HOLDER



## PREFORMS for the following holder systems:



**ICX-System<sup>®</sup>**

(MED-Connection)



**Medentika<sup>®</sup>**

(MDK-Connection)



**Amann Girrbach<sup>®</sup>**

(AGH-Connection)



Our Preform abutment series is constantly being supplemented by further systems.  
Find out more in our ICX Online shop!