

# AgrEE tool for air pollutant inventories from agricultural activities

How can ammonia reducing technologies and measures be handled in the AgrEE tool

Manjola Banja, Federico Pagani, Monica Crippa, Enrico Pisoni,  
Julian Wilson, Elisabetta Vignati

Air and Climate Unit, Joint Research Centre, Ispra  
TAIEX EIR Peer2Peer workshop (virtual), 16.11.2021

# Outline

Agricultural Emission Estimation (AgrEE) Tool

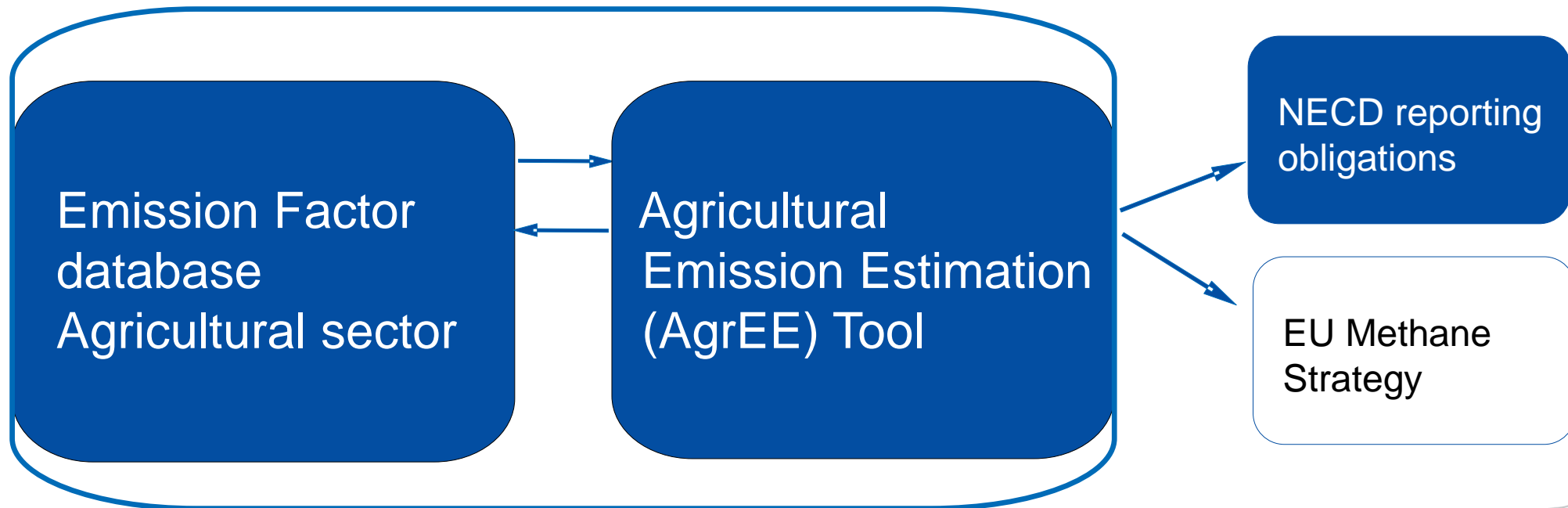
Possibilities to consider the abatement measures for ammonia in AgrEE Tool

Take home messages

# Background

Project launched by DG ENV in collaboration with the Joint Research Centre (Ispra) to “Support the improvement of national emission inventories for the agricultural sector in Europe”.

**Specific objective** - development of a tool to provide more robust emissions inventories for agricultural sector through the involvement and data sharing from MS.



# Agricultural Emission Estimation (AgrEE) Tool



[https://edgar.jrc.ec.europa.eu/agree\\_tool/](https://edgar.jrc.ec.europa.eu/agree_tool/)

Energy, Climate change, Environment

## AgrEE tool - Agricultural Emission Estimation tool

[Home](#) [Wizard](#) [Data Explorer](#) [About](#)

Welcome to the open, user-friendly Agricultural Emission Estimation (AgrEE) tool designed to support inventory compilers to calculate air pollutant and greenhouse gas emissions from agricultural activities.

The AgrEE tool implies the EMEP/EEA 2019 Guidebook and IPCC 2006 and 2019 Guidelines methodologies to calculate emissions for relevant air pollutants from agriculture with emission reduction commitments established under the NECD (PM2.5, NH3, SO2, NOx, NMVOC), other air pollutants (PM10, TSP, CO, Heavy metals, Dioxins, POPs) and greenhouse gases (CH4, N2O).

Enjoy working with AgrEE Tool.

AgrEE tool testing phase was performed in June 2021 – MS feedback received

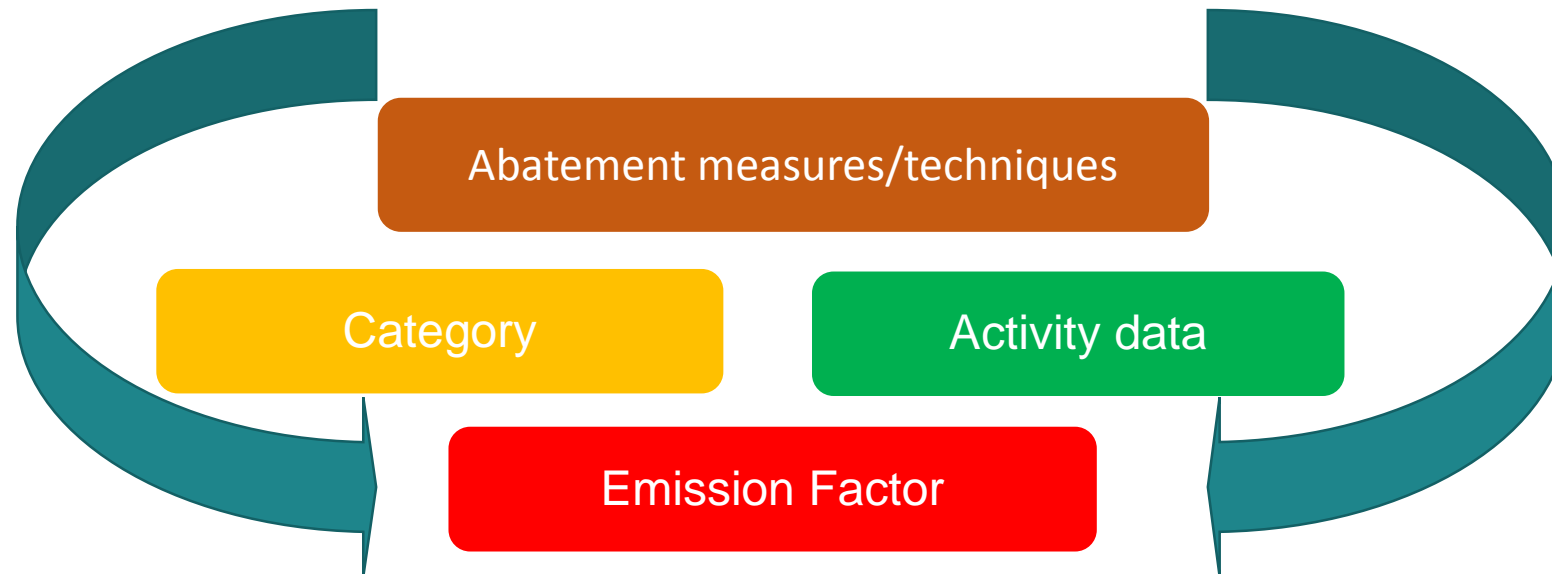
First launch of AgrEE Tool on 8 October 2021 – to serve in the 2022 NECD reporting of air pollutant emission inventories

Final version of AgrEE tool to be ready by end of February 2022

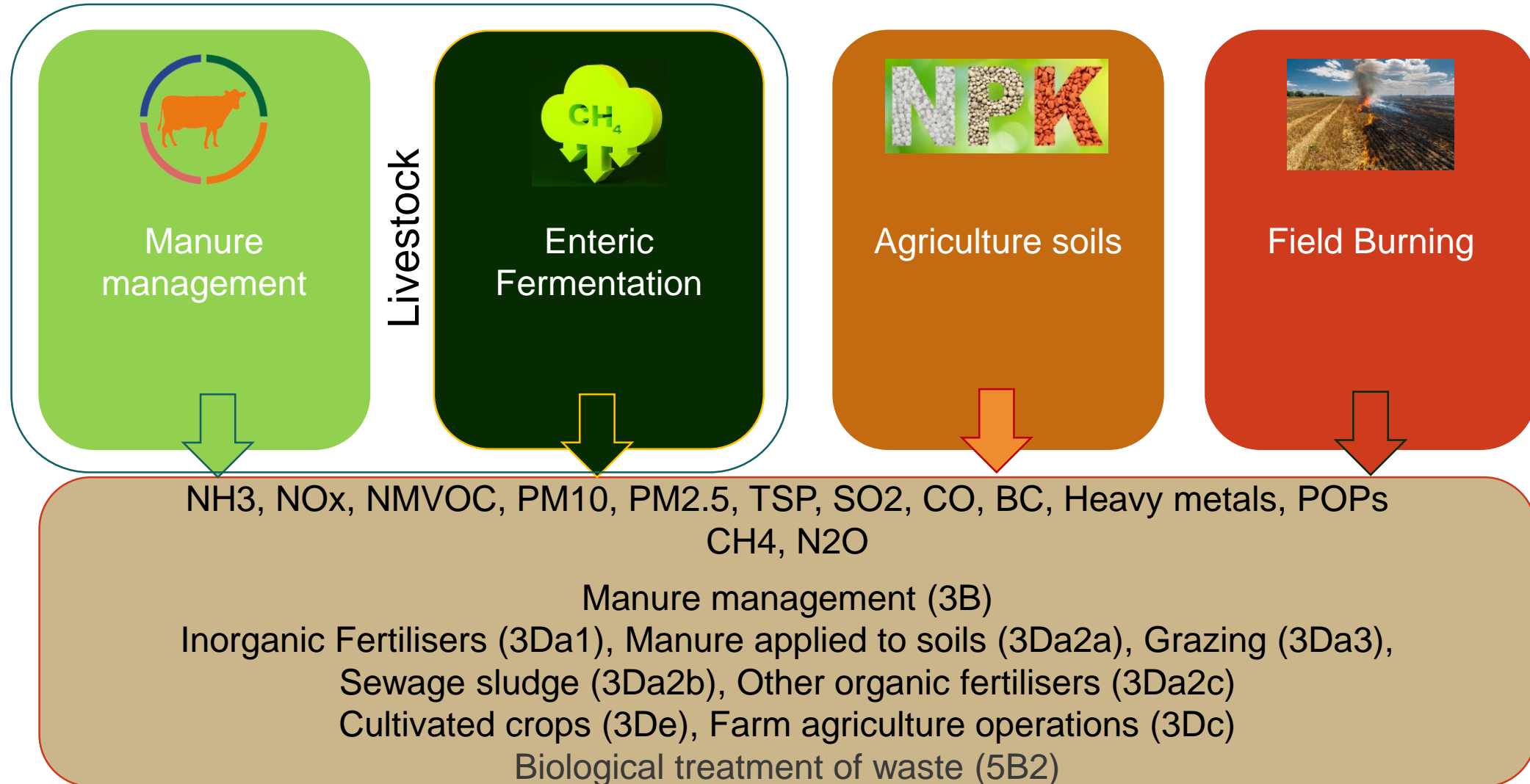


# Agricultural Emission Estimation (AgrEE) Tool (2)

- A user-friendly web tool with EU login designed to improve the consistency between air and GHG emission reporting.
- Based on EMEP/EEA Guidebook 2019, IPCC Guideline 2006 and 2019 Refinement
- Tier 2 as the main method allowing also the use of Tier 1 method
- Developed for Livestock, Agriculture Soils and Field Burning



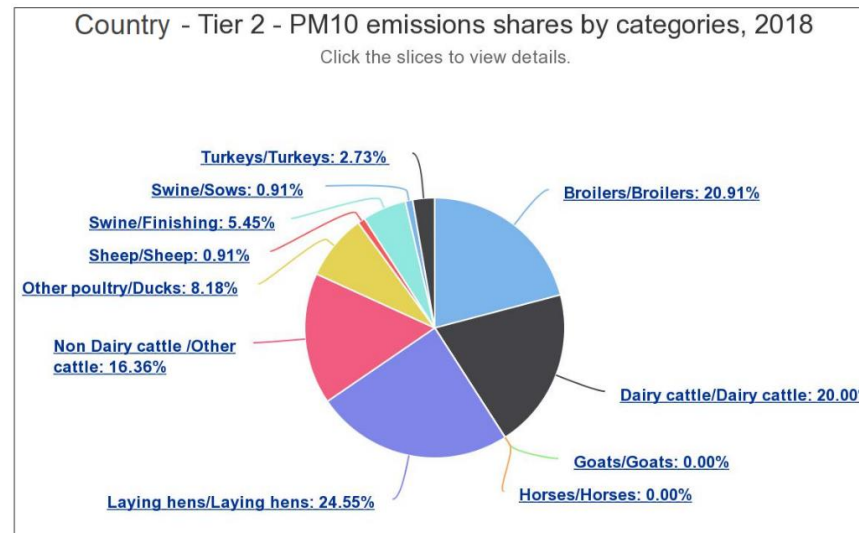
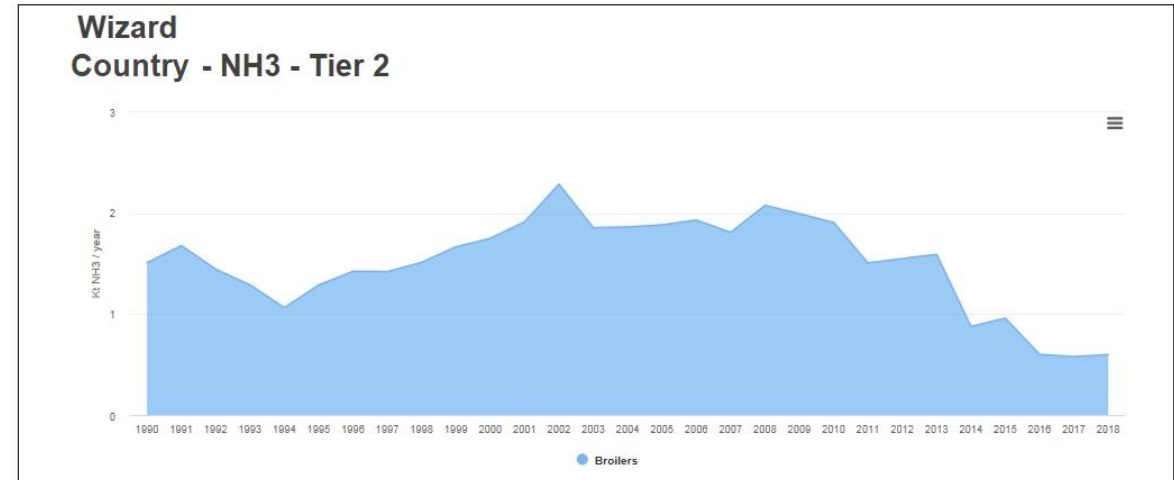
# Agricultural Emission Estimation (AgrEE) Tool (3)



# Agricultural Emission Estimation (AgrEE) tool (4)

- Enable extracting results conform the CLRTAP Annex I template
- Facilitate trend analysis, result comparison, relative contributions (by categories/sectors), overall EU overview

ANNEX 1: National sector emissions: Main pollutants, particulate matter, heavy metals and persistent organic pollutants		
NFR 2019-1		
COUNTRY:	ISO2	(as ISO2 code)
DATE:	DD.MM.YYYY	(as DD.MM.YYYY)
YEAR:	YYYY	(as YYYY, year of emissions and activity data)
Version:	v1.0	(as v1.0 for the initial submission)
ISO2: DD.MM.YYYY: YYYY	NFR sectors to be reported	
NFR Aggregation for Gridding and LPS (GNFR)	NFR Code	Long name
K_AgriLivestock	3B1a	Manure management - Dairy cattle
K_AgriLivestock	3B1b	Manure management - Non-dairy cattle
K_AgriLivestock	3B2	Manure management - Sheep
K_AgriLivestock	3B3	Manure management - Swine
K_AgriLivestock	3B4a	Manure management - Buffalo
K_AgriLivestock	3B4d	Manure management - Goats
K_AgriLivestock	3B4e	Manure management - Horses
K_AgriLivestock	3B4f	Manure management - Mules and asses
K_AgriLivestock	3B4gi	Manure management - Laying hens
K_AgriLivestock	3B4gii	Manure management - Broilers
K_AgriLivestock	3B4giii	Manure management - Turkeys
K_AgriLivestock	3B4giv	Manure management - Other poultry
K_AgriLivestock	3B4h	Manure management - Other animals (please specify in the IIR)
L_AgriOther	3Da1	Inorganic N-fertilizers (includes also urea application)
L_AgriOther	3Da2a	Animal manure applied to soils
L_AgriOther	3Da2b	Sewage sludge applied to soils
L_AgriOther	3Da2c	Other organic fertilisers applied to soils (including compost)
L_AgriOther	3Da3	Urine and dung deposited by grazing animals
L_AgriOther	3Dc	Farm-level agricultural operations including storage, handling and transport of agricultural products
L_AgriOther	3De	Cultivated crops
L_AgriOther	3F	Field burning of agricultural residues
L_AgriOther	3I	Agriculture other (please specify in the IIR)



# Agricultural Emission Estimation (AgrEE) Tool (5)

Consistency across Member States and with EMEP/EEA Guidebook 2019

One stop shop – all air pollutants and agriculture categories in one place

Applicable for country, region and local scale

Fed by activity data and emission factors sourced from EDGAR and other sources/literature

Addressing data gaps for categories/sources that have similar characteristics

Possibility to consider the effect of abatement measures (simple approach)

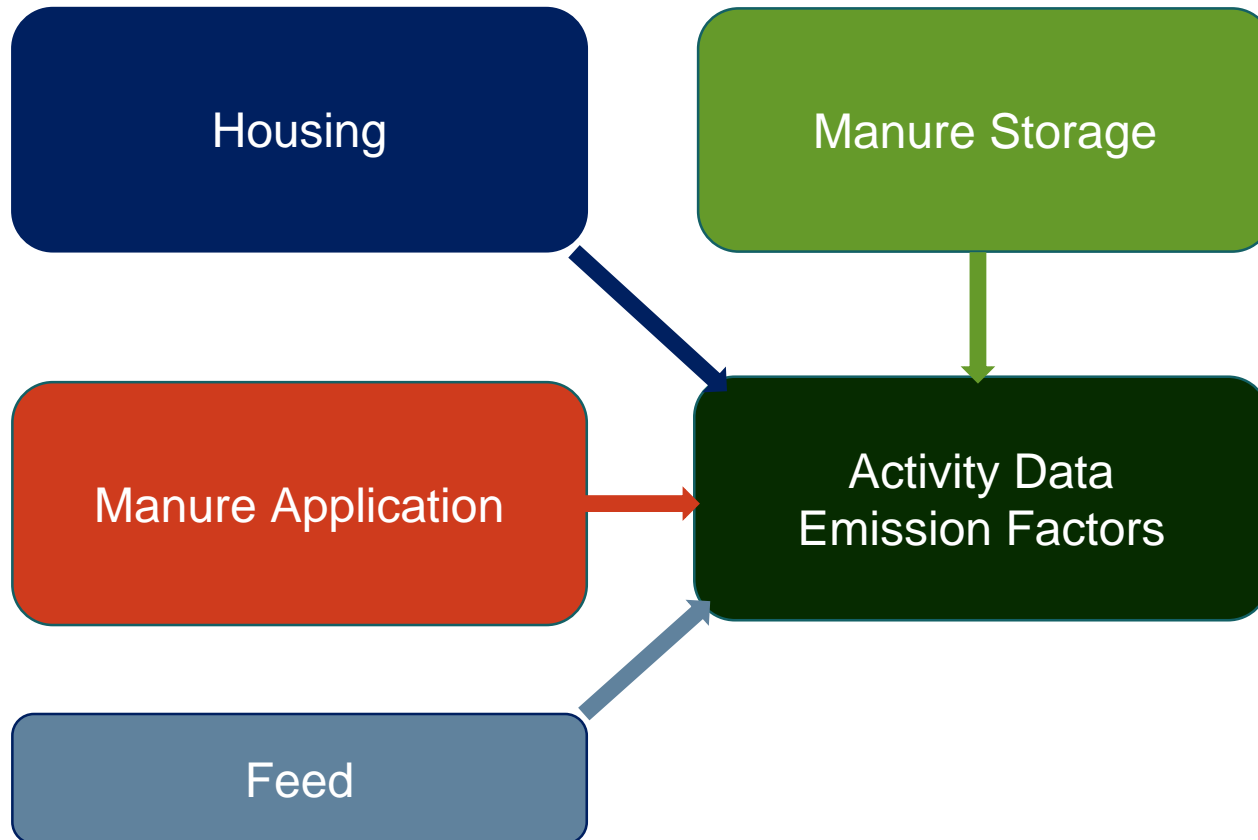


# Possibilities to consider the abatement measures for ammonia in AgrEE tool

Category Selection

Intermediate Step

Input template



Livestock sector  
Simple approach

(Advanced approach)

Informative Inventory Reports  
EMEP/EEA Guidebook 2019  
Literature

# Possibilities to consider the abatement measures for ammonia in AgrEE tool (2)

- 13 main livestock categories
- Includes livestock subcategories and country specific livestock subdivision

AgrEE tool - Agricultural Emission Estimation tool

Home Wizard Data Explorer About

**Wizard**  
**Country - NH3 - Tier 2**

Select sub-categories

Dairy cattle / Dairy cattle (3B1a)

Non Dairy cattle / Calves (3B1b)

Non Dairy cattle / Other cattle (3B1b)

Sheep / Sheep (3B2)

Proceed



**Country specific sub-division**

- Cattle (upon age)
- Dairy cattle (i.e lactating)
- Other cattle (i.e suckling cows)
- Heifers (i.e dairy, other)
- Bulls (i.e fattening)
- Calves (i.e slaughter calves)
- Sheep (i.e ewes, lamb)
- Swine (i.e boars)
- Sows (i.e breeding sows)
- Goats (i.e mature, kids)
- Other animals (i.e ostrich)

# Possibilities to consider the abatement measures for ammonia in AgrEE tool (3)

Housed floor (25% - 75% reduction)  
Air scrubbing (70% - 90% reduction)

Tight lid (80% reduction)  
Floating/Plastic cover (60% reduction)  
Natural crust cover (40% reduction)  
Other low technology covers (40% reduction)

Injection (>60% reduction)  
Band application (>30% reduction)  
Direct incorporation (30% - 55% reduction)  
Dilution (>30% reduction)

Activity Data (abatment & reduction factor)  
Emission Factors  
(average EFs can be inserted)

Nexcreted calculated with IPCC 2006 method  
Affected by crude protein levels

# Handle abatement of ammonia with air scrubbers

BAT for pigs and poultry – a reduction between 55% and 80%

Assumption – nitrogen removed to be considered as TAN and applied to the field w/o storage losses in liquid form.

$E_{\text{house\_slurry\_eff}}$  will substitute  $E_{\text{house\_slurry}}$

In the AgrEE tool equation 15 of EMEP/EEA Guidebook 2019 will be transformed as below

$$\frac{(m_{\text{house\_slurry\_TAN}} * EF_{\text{NH3\_Hou\_slurry}})}{\text{Fract\_Hou\_slurry\_scrubb}} * (((1 - RE_{\text{NH3\_Hou\_slurry\_scrubb}}) * \text{Fract\_Hou\_slurry\_scrubb}) + (1 - \text{Fract\_Hou\_slurry\_scrubb}))$$

RE – removal efficiency of air scrubber ( 0 -1)

Fract\_Hou\_slurry\_scrubb – Fraction of livestock equipped with air scrubbers

# Handle abatement of ammonia with partially slatted floor

Partially slatted (~ 50% of area) – a reduction up to 25%

$E_{\text{house\_slurry\_red}}$  will substitute  $E_{\text{house\_slurry}}$

In the AgrEE tool equation 15 of EMEP/EEA Guidebook 2019 will be transformed

$$\frac{(m_{\text{house\_slurry\_TAN}} * EF_{\text{NH3\_Hou\_slurry}}) * (1 - AF_{\text{NH3\_Hou\_slurry\_slatt}} * RF_{\text{NH3\_Hou\_slurry\_slatt}})}{}$$

AF – abatement factor

RF – reduction factor

# Take home messages

- AgrEE tool is available for the upcoming 2022 NECD reporting
- Final version of AgrEE tool by end of February 2022
- AgrEE tool will apply a simple approach to include the effect of abatement measures
- AgrEE tool can estimate the effect of one abatement measure at a time
- Three main AgrEE tool modules are involved in the estimation of the ammonia emissions when applying abatement measures
- AgrEE tool will provide the same abatement structure for each MS

AgrEE tool can be enhanced applying an advanced approach to include more abatement measures country specific as well as to consider the effect of combined abatement measures in different systems

# Questions

Contact: [JRC-AGREETOOL@ec.europa.eu](mailto:JRC-AGREETOOL@ec.europa.eu)

# Thank you

© European Union 2021

Unless otherwise noted the reuse of this presentation is authorised under the [CC BY 4.0](https://creativecommons.org/licenses/by/4.0/) license. For any use or reproduction of elements that are not owned by the EU, permission may need to be sought directly from the respective right holders.