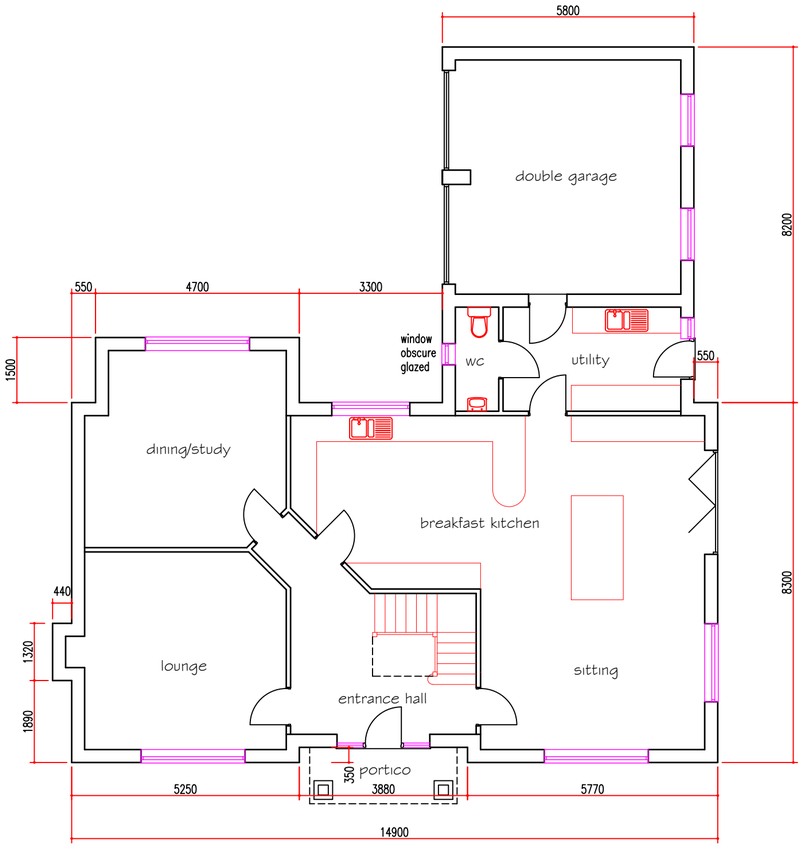

Ground Floor Plan

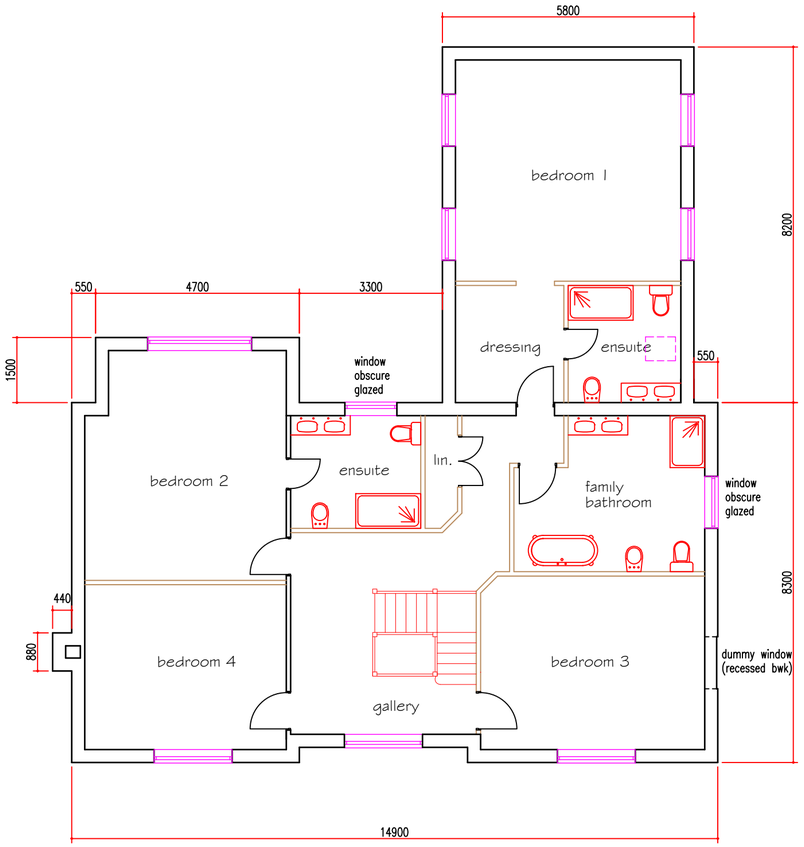

First Floor Plan

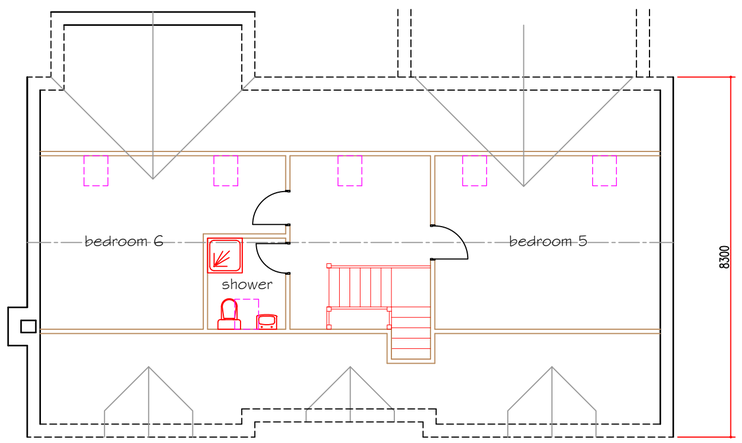

Second Floor (Attic) Plan

NOTES.

1. DRAWING IS PROVISIONAL. Unless clearly denoted eslewhere this drawing is provisional and subject to local authority approval. Building works shall not be commenced prior to the issue of Approved Drawings.

2. DO NOT SCALE. All dimensions to be verified on site

3. RELEVANT DRAWINGS. This drawing to be read in conjunction with all other relevant project drawings and details.

4. PLAN COPYRIGHT. This drawing remains the property of M. A. Blood Building Design Limited and shall not be altered, copied or reproduced without prior written consent.

5. UNITS OF MEASUREMENT. All dimensions in millimetres unless stated otherwise.

6. LOCAL AUTHORITY APPROVALS. Approvals granted by the local authority relate only to permission under the Town & Country Planning Act and the Building Regulations. The Client shall be responsible for ensuring that this drawing does not contravene any other legislation relating to the property, the property title deeds and restrictive covenants, land ownership or tenancy, site boundaries, boundary encroachment and rights of way etc.

7. SITE BOUNDARIES. The position of any site boundaries shown on this plan is approximate. The Client shall be responsible for confirming the legal position of all site boundaries, and shall confirm legal ownership and/or responsibility for all boundary walls, fences and hedges etc. likely to be affected by the works detailed on this drawing. The Client shall be responsible for agreeing all boundary issues with the neighbouring property owner prior to any building works being commenced.

8. PARTY WALL ACT. The Client shall be responsible for discharging their duties under the Party Wall Etc. Act 1996 which requires that persons intending to carry out building work likely to affect an adjoining or nearby property or property boundary to give prior written notification to any neighbouring property owners affected.

0 1 2 3 4 5
Scale in Metres

Rev B Nov. 22 Minor Amendments to Fenestration

Rev A Oct. 22 Minor Amendments to Floor Plan to incorporate inset recess to front wall of dwelling

Project
PROPOSED RESIDENTIAL DEVELOPMENT
(3 No. DWELLINGS)

Site
LAND NORTH OF 'THE BOATYARD'
38 HALL LANE WILLINGTON DE65 6DR

Client
SUNRISE HOMES (DERBYSHIRE) LTD.

Title
PLOT 1 - FLOOR PLANS

Project number	22009
Date	Nov. 2022
Drawing No.	22009.03B
Scale	1 : 100
Plot Size	A2

Mark Blood
Building Design
Architectural Services

P.O.Box 8549
Derby. DE1 9LU

e-mail design@markblood.co.uk

Web : www.markblood.co.uk