

7700
WINDOWS

The power of collective thinking.

In this business, everyone knows that great people working together end up providing great windows and doors. That's why when we set out to design and build the best windows and doors in the industry, we focused on people first. People with advanced technical knowledge. People who know how to do things right the first time. But most importantly, people who realize that integrity and trust are not simply words, but a way of life.

With more than 200 years of combined experience under our belts, you can clearly see our promise of quality and innovation in every window and door we make. Not to mention how we go about making them.

To us, it's about creating an environment that brings out the best in everyone, and accepts nothing less. It's about doing things the way they should be done, not necessarily the way they've always been done. It's about giving back to our communities and the things that matter most. And it's about family – ours, as well as yours.

At Wincore®, our philosophy is simple. It's not about being the biggest. It's about being the best. Because to us, that's the way it should be.

WINCORE
WINDOWS & DOORS

The way it should be.™

250 Staunton Avenue, Parkersburg, WV 26104

1-866-WINCORE www.wincorewindows.com



Proud to support breast cancer research.
Full details available at
www.wincorewindows.com

The information is correct at the time of printing. Changes to the product(s) may have occurred since time of printing. Not all product styles and/or options are available in all areas, so please consult your sales representative prior to purchasing. Wincore® is a registered trademark and The way it should be.™ is a trademark of Wincore Window Company, LLC. Tough Enough to Wear Pink is a licensed trademark of Terry Wheatley and is used by permission. Intercept® is a registered trademark of PPG Industries, Inc. Printed in U.S.A. ©2019 Wincore Windows and Doors. All rights reserved.

WIN77008PG 2873.NH.5K.1119

WINCORE
WINDOWS & DOORS

The way it should be.™



 [wincorewindows.com/fb](https://www.facebook.com/wincorewindows.com/fb)

 [@wincorewindows](https://twitter.com/wincorewindows)

7700

**YOU EXPECT A LOT
FROM A WINDOW COMPANY.
BUT THEN AGAIN,
SO DO WE.**

Quality construction. That's what it's all about. It's why we're so confident that Wincore's® 7700 windows represent some of the best thinking in the industry. And it's why, once you see them for yourself, we think you'll agree. Beautiful designs. Dependable performance. Unmistakable details. After all, you wouldn't settle for anything less. So, why would we?



Beautifully beveled vinyl profiles accurately reproduce the traditional look of wood.



Proud to support breast cancer research.



**JUST WHEN YOU THINK IT
CAN'T GET ANY BETTER,
IT DOES.**

OPTIONAL TRIPLE-PANE, HIGH PERFORMANCE GLASS

Triple-pane Insulating glass unit features three panes of double strength glass that create two separate air spaces for increased resistance to temperature transfer.

Krypton Gas Odorless, colorless non-toxic gas that is heavier and more dense than air – thereby lowering convection rates and increasing energy efficiency.

Dual Low E Coatings Doubling the protection, a low emissivity coating is applied to two glass surfaces.

Optimum Air Space The air space inside the insulating glass unit is the optimum size for maximum efficiency.

Dual Super Spacer® System Pre-desiccated structural foam spacers separate each pane of glass, reducing conduction and helping to maintain more even indoor temperatures.

Style Availability



Size limitations do apply. Consult with Inside Sales prior to ordering.



Benefits of Low E

Low E glass helps maintain even temperatures inside the home in all climate conditions. In winter and colder climates, Low E helps retain heated air inside the home. In summer and warmer climates, Low E helps keep warm air outside and cool, air-conditioned air inside the home.

Super Spacer®

With traditional box metal spacer systems, when the glass expands and contracts with temperature fluctuations, it can damage or completely break the seal inside the glass unit, leading to drafts and complete window failure. But because Super Spacer® is made of flexible foam, as the glass expands and contracts, the spacer flexes and the air-tight seal remains intact. In addition, the foam is far less conductive than metal and thereby reduces temperature transference dramatically.



Traditional Box Metal Spacer



Super Spacer®

SOMETIMES OUR PRODUCT DESIGNERS GET CARRIED AWAY. AND FOR THAT, WE OWE THEM A BIG FAT THANK YOU.

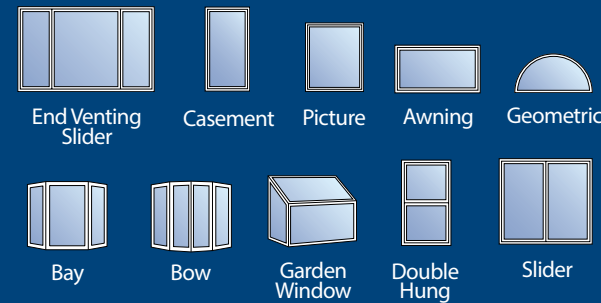
As beautiful as they are on the outside, the real beauty of Wincore® 7700 windows lies beneath the surface. With a host of the most popular homeowner features coupled with state-of-the-art, advanced manufacturing processes, each window in the 7700 product lineup offers a dependable peace-of-mind performance. In addition, the low-maintenance vinyl can most often be cleaned with a damp cloth and resists fading and discoloring with age. But the best part is, every 7700 window features integral details for added insulation and maximum performance.

Lifetime Limited Warranty

Warranty coverage does not extend to problems caused by improper installation. Warranty issues must first be investigated by your installation contractor. See printed warranty brochure supplied at installation for complete details or visit www.wincorewindows.com.




7700 WINDOW STYLES



FEATURES

- 1 Frame profiles feature internal divided chambers for added rigidity and enhanced thermal performance.
- 2 Double-strength insulating glass unit is 3/4" – optimum size for dependable energy efficiency.
- 3 Glass edges are positioned 1/2" into the sash to help maintain even temperatures.
- 4 Frames and sash are welded at mitered corners – the strongest type of construction on the market.
- 5 The sloped sill design prevents water from pooling during heavy rains.
- 6 Multiple weatherseals at various points around each sash reduce drafts.
- 7 Sash feature a closed-cell foam barrier seal at the sill to block water penetration.

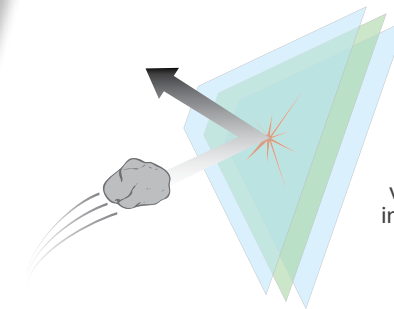
At the point where operable sash meet, the interlocking design of the meeting rail or stile keeps sash together tightly around weatherstripping to further increase weather resistance.



Double Hung windows feature two vent latches for partial ventilation.



Windows with operable sash move smoothly and easily because of a 3/4" constant force coil spring balance system.



Optional laminated glass is a difficult-to-penetrate laminate layer between two panes of glass. Located on the interior side of the window, the laminated layer makes it very difficult for someone to force entry into your home through the window.

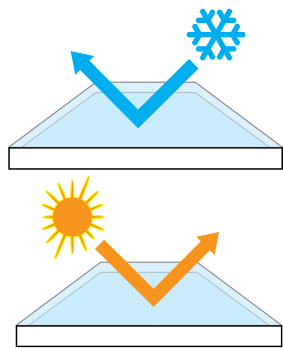

On the popular Double Hung window style, low-profile latches release the sash to tilt in – allowing interior and exterior cleaning to be done from the inside.



IT DOESN'T MATTER WHETHER YOU LIKE IT HOT OR COLD. WE KNOW HOW TO MANAGE BOTH.

Today, energy efficiency is a bigger deal than ever. No wonder. With rising heating and cooling costs coming in at record numbers, homeowners have to make every dollar count. That's why we are proud that Wincore® 7700 windows are some of the most advanced, most energy efficient and highest performing replacement windows available. Making the most of warm-edge technology coupled with intuitive design features, Wincore® 7700 windows are an excellent choice to help reduce heating and cooling costs in every climate region across the country.

The Intercept® spacer inside the insulating unit features a unique, u-channel design that is more efficient than box spacers.



All 7700 windows help to lower energy costs because they feature Low E glass and Argon gas inside the insulating glass unit. Low E glass helps keep heated air inside during colder months and air-conditioned air inside during warmer months. Argon gas is a non-toxic gas that is heavier than air. By replacing the air inside the insulating glass unit with Argon, it adds higher insulating values and increases efficiency.




7700 windows meet ENERGY STAR guidelines when ordered with Low E/Argon-filled glass. Garden Window unavailable with Low E/Argon gas.



IT IS GOOD TO HAVE OPTIONS.

DECORATIVE GLASS




INTERIOR/EXTERIOR COLORS




EXTERIOR LAMINATE COLORS

Black, Brown and Bronze Exterior Laminates require a three week lead time. Earthtone, Hunter Green and Silver Exterior Laminates require a six week lead time.



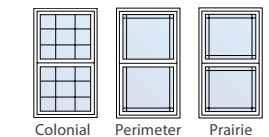
INTERIOR WOODGRAINS



HARDWARE CAM LOCKS



GRIDS



Available in three patterns, optimal grids can be placed behind the glass, or on the glass surface as a simulated divided lite. Grids are available in all colors and interior woodgrain surfaces.



Grids, exterior view

BLINDS

- No exposed cords makes the blinds safer for children and pets, and they never need cleaning.
- Color-coordinated components.
- Single/Double Low E options available.
- Contemporary, single fingertip controller to raise, lower and tilt.



STYLE	WIDTHS	HEIGHTS	SINGLE LOW E	DOUBLE LOW E
Double Hung	21" - 56"	31" - 84"	270/CL, 366/CL	270/189, 366/189
Casement	14.5" - 36"	19" - 80"	270/CL, 366/CL	270/189, 366/189
Fixed Unit Casement	14.5" - 81"	19" - 81"	270/CL, 366/CL	270/189, 366/189
Picture	13" - 84"	17.5" - 84"	270/CL, 366/CL	270/189, 366/189

Sizing limitations exist. Internal grids are unavailable. External SDL grids are unavailable. When ordered with blinds, on Double Hung windows, the standard configuration is blinds in both sash, but can be ordered with blinds in only the top or only the bottom sash. Please contact your Wincore Inside Sales Representative for more information.