



**DOORSMART** LTD 

COMPOSITE DOOR MANUFACTURERS  
**OPEN UP WITH STYLE**





## Welcome to Doorsmart Ltd

At Doorsmart we utilise the latest advances in composite door technology to offer our customers the very best in design and quality. Choosing an entrance for your home should be done with consideration. It needs to be strong, secure, durable and most of all attractive to look at. Our doors offer outstanding insulation, weather resistance and provide a door that is highly durable with very little maintenance required.

While modern composite doors are constructed of many varied materials, there is only Doorsmart's that provide the look and feel of timber.

The Doorsmart range displays all the timber-like appearances with attractive depression mouldings and decorative graining, with endless colour options to choose from we believe we offer an outstanding choice.

Colour is introduced into the fibreglass during manufacture making a unique through colour facing which is highly durable – truly a door for the future. With a range that offers 34 standard door designs that can be chosen in 7 standard colours we offer an outstanding package. However, we have recognised that some of our customers may want that extra something different and have now introduced our extensive rainbow range where all we require is a standard BS or RAL Colour code and your door can be even more individual. Whether it's pink, yellow, turquoise or lime green all options can be accommodated.

Now you have chosen your door design and colour it's down to your choice of glass and door furniture.

We have provided a number of glass designs that feature coloured glass, subtle or striking patterns and varieties of obscure glass to provide privacy to the level that suits you. Every effort will be made to accommodate any special glass designs or requirements you may have.

The entrance to your home is important because first impressions really do count!



Kenilworth, Yellow (B)  
Fleur Glass



Porchester, Black (S)  
Satin Pencilled Edge  
Border Glass



Kenilworth, Topaz Blue (B)  
Lapte Glass



Chartley,  
Merlot Red (B)  
Tuscan Glass



Kenilworth, Pottery (B)  
Clarity Glass



We understand that protecting your home and family is a major factor to consider when choosing your new door.

At Doorsmart safety and security are at the forefront of our priorities. Statistics show that a property is burgled every minute in the United Kingdom. With a 44mm thick composite door, reinforced door outer-frame and secured by design locking options, we offer the most secure door option available in the residential sector.

Our policy is to manufacture a composite door of the highest specifications and quality and to provide a personal service to meet the needs of our customers.

At Doorsmart we deliver all of our products direct to your chosen destination offering that personal touch. Doorsmart the smart choice for any home.



### Security

Security is massively important in protecting your family, home and contents.

- ✦ Impact resistant GRP with rigid polymer subframe
- ✦ Proven to PAS24 security standards and prerequisite for achieving secured by design accreditations
- ✦ High density foam core
- ✦ Weatherproof – Essential element to keep the British weather at bay



### Waterproof Door Leaf

- ✦ Weather resistant glazing system
- ✦ Weather performance ratings proven to BS6375-1 for air, wind, water and weather tightness



### Heat Insulation

We all know now the costs of gas and electricity, Let's keep those bills down!

- ✦ Insulating polyurethane foam core
- ✦ High performance insulated triple and double glazed units
- ✦ A door that exceeds approved document L of building regulations



### Sound Insulation

- ✦ External Noise reduced
- ✦ Enhanced Sound Proofing with a foam core
- ✦ Outdoor (indoor transmission class (OITC): 26DB & (STC) 29DB



### Appearance

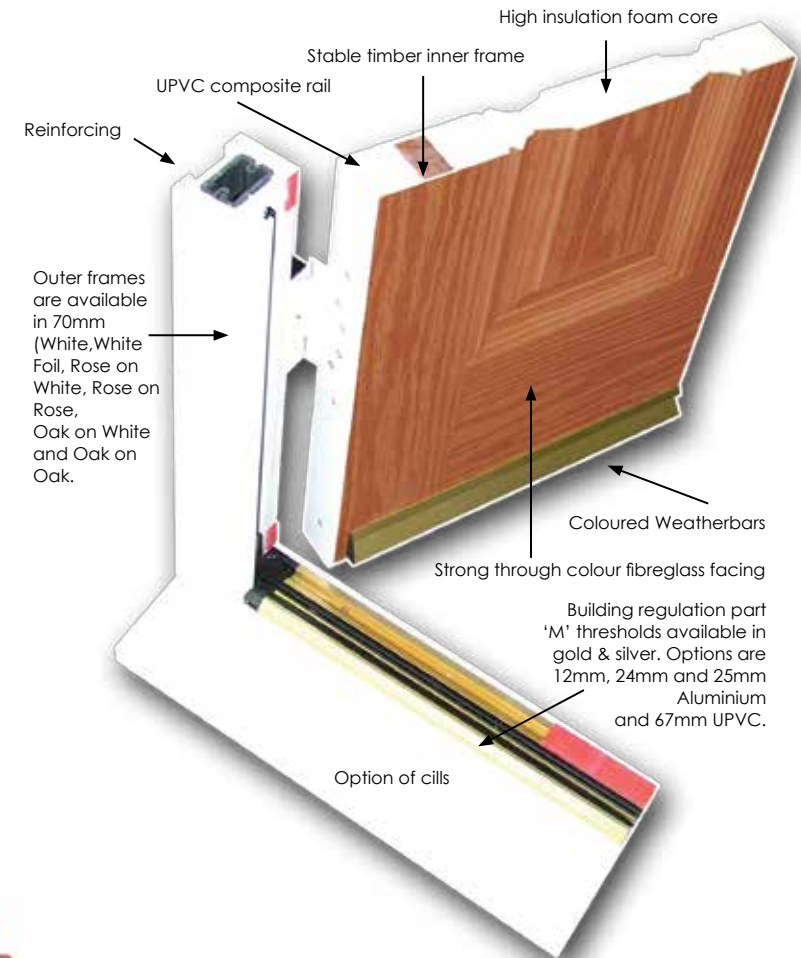
Smart, Sophisticated Looking Good!

- ✦ Door Design
- ✦ Door Colour
- ✦ Glass Design
- ✦ Door Furniture



### Durable

- ✦ Tried and Tested for over 20 years
- ✦ Whatever the British Weather
- ✦ Strength – due to its construction
- ✦ High Impact door Leaf





# Kenilworth

S - Standard Colours  
B - Bespoke Colours

*Mix & Match – any colour, any glass*  
*Glass colours can be changed to match any door colour*



“ The Kenilworth, our best seller is the perfect entrance and would grace any home. ”

Glass – Sand Blast Border



Rosewood (S)  
Glass – Crystal Bohemia



Blue (S)  
Glass – RBD 54



Green (S)  
Glass – Flores



Red (S)  
Glass – Colour Diamond



White (S)  
Glass – Simplicity



Black (S)  
Glass – Murano



Oak (S)  
Glass – Elegance



Anthracite Grey (B)  
Glass – Scotia



**Mix & Match – any colour, any glass**  
 Glass colours can be changed to match any door colour

S - Standard Colours  
 B - Bespoke Colours

# Windsor & Warwick



Duck Egg Blue (B)  
 Glass – Reflections



Chartwell Green (B)  
 Glass – Fleur



Pottery (B)  
 Glass – Abstract



Merlot Red (B)  
 Glass – RBD35

**Windsor**



Cream (B)  
 Glass – Prairie



Lead Grey (B)  
 Glass – Crystal Star



Topaz Blue (B)  
 Glass – Timor



Olive (B)  
 Glass – Laptev

**Warwick**



“ The Windsor & Warwick designs are alternative to the traditional Kenilworth. The Windsor has the arch effect cassette and the Warwick offers a distinctive edging which gives you a different aspect to framing your choice of glass.”

Glass – RBD35



# Unique

S - Standard Colours

B - Bespoke Colours


**Mix & Match – any colour, any glass**

Glass colours can be changed to match any door colour



“Modernise your property with our unique doors which offer a more contemporary style.”

Glass – Sand Blast Border



Rosewood (S) \*  
Glass - Finesse



Blue (S) \*  
Glass - Venetia



Green (S) \*  
Glass - Scotia



Red (S)  
Glass - Elegance



White (S)  
Glass – Murano



Black (S)  
Glass – Sand Blast Border



Oak (S)  
Glass – Obscure



Anthracite Grey (B)  
Glass – Timor

**Mix & Match – any colour, any glass**  
 Glass colours can be changed to match any door colour

\* Please note that the apertures/glazing panels on these doors can be portrait or landscape




4 Centre (B) \*  
 Glass – Crystal Star



4 Left (B) \*  
 Glass – Prairie



4 Right (B) \*  
 Glass – Timor



5 Left Curve (B)  
 Glass – Abstract



5 Right Curve (B)  
 Glass – Reflections



1 Centre (B)  
 Obscure Glass



2 Centre (B)  
 Obscure Glass



4 Landscape (B)  
 Glass – Andaman



“The Unique offers the opportunity to create your very own unique look.”

Glass – Sand Blast Border





# Dudley

S - Standard Colours  
B - Bespoke Colours

**Mix & Match – any colour, any glass**  
Glass colours can be changed to match any door colour



Rosewood (S)  
Glass – English Rose



Blue (S)  
Glass – Crystal Harmony



Green (S)  
Glass – Fleur



Red (S)  
Glass – Colour Diamond



White (S)  
Glass – Sulu



Black (S)  
Glass – Simplicity



Oak (S)  
Glass – Abstract



Anthracite Grey (B)  
Glass – Reflections

“ The Dudley and Chartley door designs give a beautiful appearance when installed. The Dudley offers high level glass privacy.”

Glass – Georgian Obscure



**Mix & Match – any colour, any glass**  
 Glass colours can be changed to match any door colour

**S** - Standard Colours  
**B** - Bespoke Colours



Duck Egg Blue **(B)**  
 Glass – Dorchester



Chartwell Green **(B)**  
 Glass – Elegance



Pottery **(B)**  
 Glass – Finesse



Merlot Red **(B)**  
 Glass – Laptev



Cream **(B)**  
 Glass – Scotia



Lead Grey **(B)**  
 Glass – Timor



Topaz Blue **(B)**  
 Glass – Kara



Olive **(B)**  
 Glass – Clarity



“ Both door designs allow for a decorative glass pattern to be chosen. With both designs the arched top gives an appealing look to your home. ”

Glass – Satin



# Tutbury

S - Standard Colours  
B - Bespoke Colours

*Mix & Match – any colour, any glass*  
*Glass colours can be changed to match any door colour*



Lead Grey

“ The Tutbury offers a traditional look but with a high level glazing option to enhance your door style. ”

Door – Obscure Glass  
Windows – RBD35



Rosewood (S)  
Glass – Clarity



Blue (S)  
Glass – Venetia



Green (S)  
Glass – Fleur



Red (S)  
Glass – English Rose



White (S)  
Glass – Abstract



Black (S)  
Glass – Murano



Oak (S)  
Glass – Sulu



Anthracite Grey (B)  
Glass – Scotia



**Mix & Match – any colour, any glass**  
 Glass colours can be changed to match any door colour

S - Standard Colours

B - Bespoke Colours

**Hopton**



Duck Egg Blue (B)  
 Glass – Elegance



Chartwell Green (B)  
 Glass – Crystal Star



Pottery (B)  
 Glass – Finesse



Merlot Red (B)  
 Glass – Simplicity



Cream (B)  
 Glass – Reflections



Lead Grey (B)  
 Glass – Timor



Topaz Blue (B)  
 Glass – Laptev



Olive (B)  
 Glass – Clarity



“The appealing Hopton gives high and low level glazing providing an attractive six panel door with a distinctive glass pattern of your choice.”

Glass – RBD54



# Helmsley

S - Standard Colours  
B - Bespoke Colours

*Mix & Match – any colour, any glass*  
*Glass colours can be changed to match any door colour*



“ The Helmsley and Beeston are stylish options offering maximum light into your home. The Helmsley is a popular choice as either front or back doors giving light and providing space for your chosen glass design to be displayed. ”

Glass – Reflections



Rosewood (S)  
Glass – Crystal Star



Blue (S)  
Glass – Crystal Harmony



Green (S)  
Glass – Crystal Bohemia



Red (S)  
Glass – Scotia



White (S)  
Glass – Reflections



Black (S)  
Glass – Abstract



Oak (S)  
Glass – Sulu



Anthracite Grey (B)  
Glass – Timor



**Mix & Match – any colour, any glass**  
 Glass colours can be changed to match any door colour

**S** - Standard Colours  
**B** - Bespoke Colours



Duck Egg Blue (B)  
 Glass – Elegance



Chartwell Green (B)  
 Glass – Simplicity



Pottery (B)  
 Glass – Flores



Merlot Red (B)  
 Glass – Laptev



Cream (B)  
 Glass – Murano



Lead Grey (B)  
 Glass – Tuscan



Topaz Blue (B)  
 Glass – Prairie



Olive (B)  
 Glass – Fleur



“ The Beeston adds that finishing touch by including a graceful arch framing the glass unit. Both designs are available in a regal astrical bar giving the illusion of nine separate panels of glass in one. ”

Glass – Crystal Star



# Portland

S - Standard Colours  
B - Bespoke Colours

Mix & Match – any colour, any glass  
Glass colours can be changed to match any door colour



“ These cottage style doors are particularly popular with customers wanting to give an aged feel to their home. The tongue and groove effect is a distinctive feature. Whether you choose Portland 1, 2 or 3 all give a finishing touch to its appearance. ”

Door – Crystal Star  
Window – Sandblast Border



Rosewood (S)  
Glass – Simplicity



Blue (S)  
Glass – Andaman



Green (S)  
Glass – Laptev



Red (S)  
Glass – Crystal Star



White (S)  
Glass – Scotia



Black (S)  
Glass – Timor



Oak (S)  
Glass – Kara



Anthracite Grey (B)  
Glass – Flores



**Mix & Match – any colour, any glass**

*Glass colours can be changed to match any door colour*

*S - Standard Colours*

*B - Bespoke Colours*

# Solid Doors

**Newark, Skipton, Berwick,  
Kendall & Orford**



Duck Egg Blue (B)  
Skipton



Chartwell Green (B)  
Newark



Pottery (B)  
Berwick



Merlot Red (B)  
Kendall



Cream (B)  
Orford



Lead Grey (B)  
Skipton



Topaz Blue (B)  
Newark



Olive (B)  
Orford



“ The smart looking solid doors offer beauty and practicality with complete privacy. ”





# French Doors

*Mix & Match – any colour, any glass*  
*Glass colours can be changed to match any door colour*

For wider entrances the Doorsmart French Door range is the only choice. As standard the three point locking mechanism has achieved PAS 023/024 & secured by design approval.



Newark, White (S)



Unique IC French Doors  
Oak (S) Clear Glass



Off Set Kenilworth French Doors  
Rosewood (S) Fleur Glass



Above Available in White, Oak & Rosewood

“The French Door range is available in all designs and colours. It offers an alternative to properties requiring larger entries.”



## Mix & Match – any colour, any glass

Glass colours can be changed to match any door colour

# Stable Doors



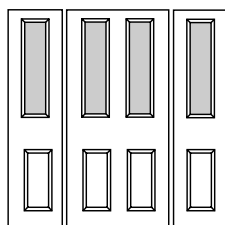
The Chirk Stable Door is an elegant choice developed using the most secure stable door lock on the market today. A rack bolt joins the two halves together and are sealed using rebated centre door seals.

The stable door is often used as a solution to a back door from a kitchen or dining room and provides the view to your garden.


Keeping the bottom part closed prevents pets and young children from leaving whilst letting air into your home.




## Side Panels




Kenilworth with side panels



Warwick with side panels



Windsor with side panels



Hopton with side panels

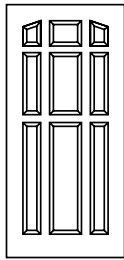
Kenilworth Door & Side Screen  
Green (S)  
Fleur Glass



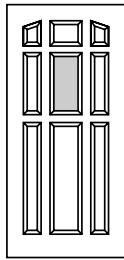


# Door Styles


Endless choice



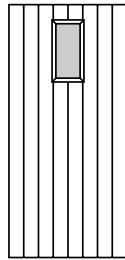
Orford



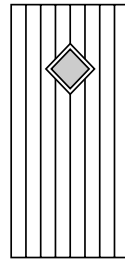
Lincoln



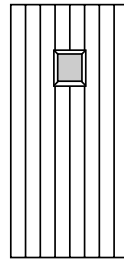
Berwick




Portland 1



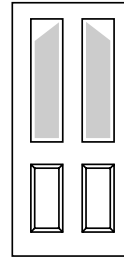
Portland 2



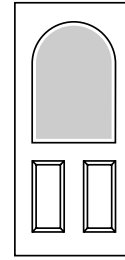
Portland 3



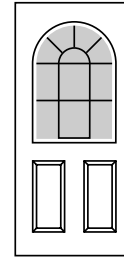
Skipton



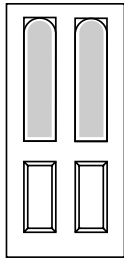
Warwick



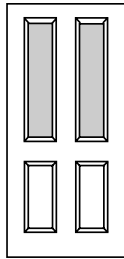
Beeston



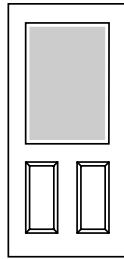
Beeston/  
Georgian



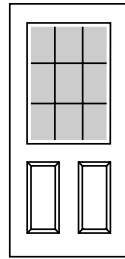
Windsor



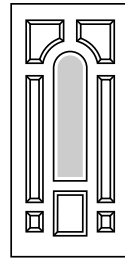
Kenilworth



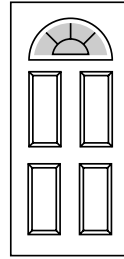
Helmley



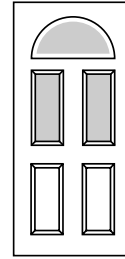
Helmley/  
Georgian



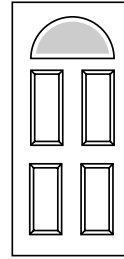
Bedford



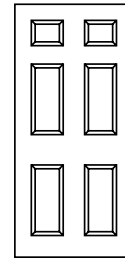
Dudley/  
Georgian



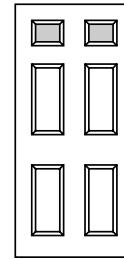
Chartley



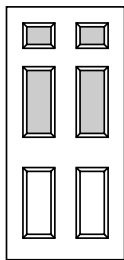
Dudley



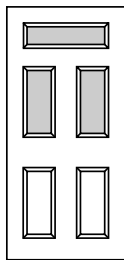
Newark




Turbury



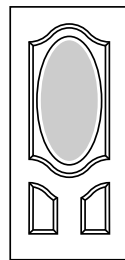
Hopton



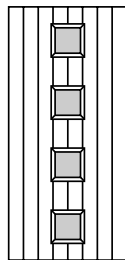
Portchester



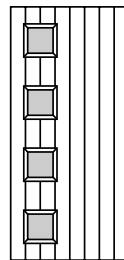
Ludlow



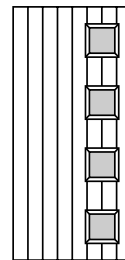
Whittington



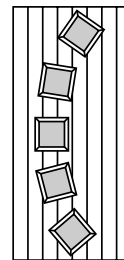
Unique 4 C



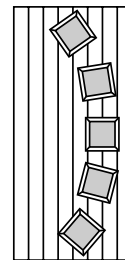
Unique 4 L



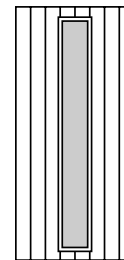
Unique 4 R



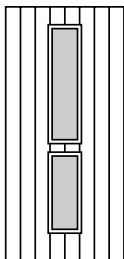
Unique 5 C L



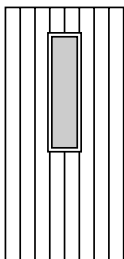
Unique 5 C R



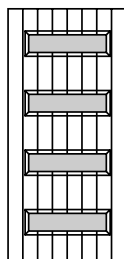
Unique 1 C



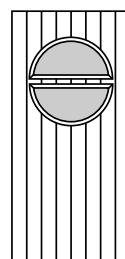
Unique 2 C



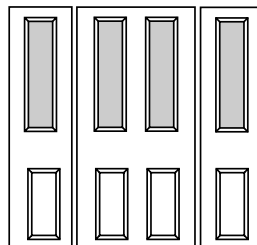
Worcester




Unique 4 Landscape




Unique Circle




Kenilworth with side panels



Warwick with side panels



Windsor with side panels

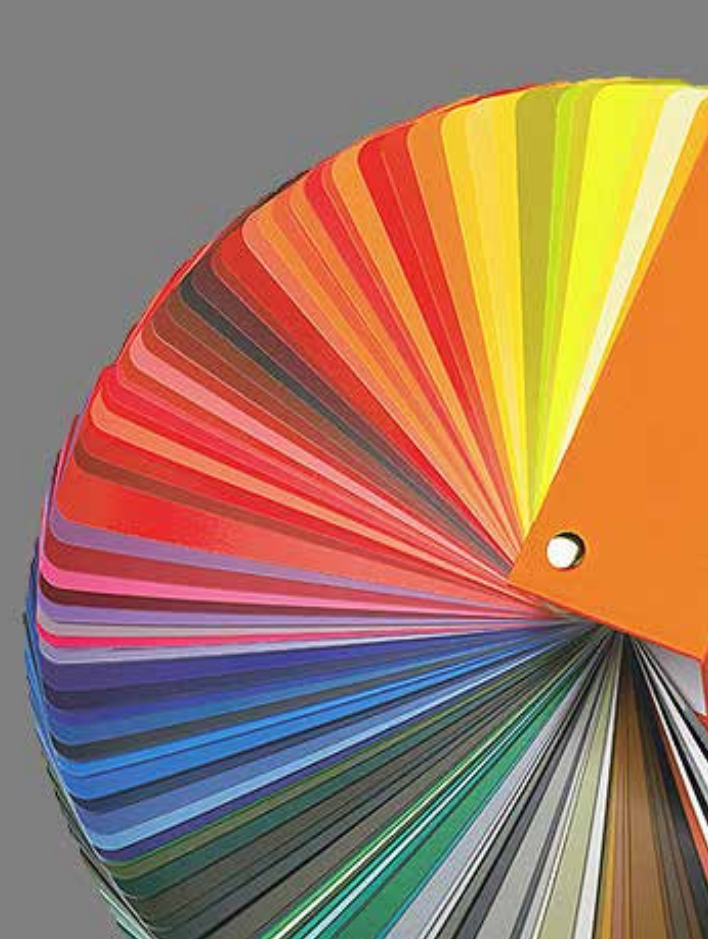



Hopton with side panels



*Stand out from the rest!*

# Colour Chart



“ Choose from a wide range of colours exclusive to Doorsmart. Let us know the RAL chart code, BS Colour Number and we can match this for you. ”



The Doorsmart range offers the highest levels of security, three locking systems to meet your needs...



Heritage Ring Pull



Heritage Ring Pull



Slam Shut



Slam Shut



Heritage



Slam Shut



Slam Shut



Slam Shut



### Standard

The Standard modern locking system is available in white or brown and comes with hooks and dead bolts. It is available as a lever/lever or lever/pad operation.

### Slam Shut

The Slam Shut Locking System is by far the most secure lock on the market. As soon as the door strikes the door frame the hooks are automatically sent out locking the door from outside. No more lifting those door handles. Replace those door handles with our stylish stainless steel handle bars. Sizes are available from 400mm – 1800mm. Customise your Slam Shut Locking Systems with our stylish door pulls & bars.

### Heritage

The Heritage Slam Shut works the same as the Slam Shut below but the centre latch is higher to give that traditional Heritage look. Complimented by our Heritage Ring Pulls.





## Elegant & Stylish

# Door Furniture



Whether you choose a knocker, spy hole, letterplate or numerals we can manufacture your very own unique entrance.

### Letterplates

- ④ Substantial solid die cast letterplates with elegant styling.
- ④ Fully spring loaded for easy use.
- ④ Fully weather sealed to provide a draft free environment.
- ④ Available in gold, chrome, satin, bright bronze, graphite grey, black or white.
- ④ Frame and flap are colour matched.



Chrome Slim Urn inc Viewer



Gold Lionhead



Satin Letterbox



Chrome Numerals

### Knockers

- ④ Our standard and slim line knockers are available with spyholes to meet safety & security needs.
- ④ All urn knockers are available in gold, chrome, satin, bright bronze, graphite grey, black or white.
- ④ Suited Lionhead & Scroll Knockers available.
- ④ Bespoke Knockers & Door Pulls on request.



Antique Black Urn



Bar Handle



Chrome Slim Urn



Gold Urn inc Viewer

Doorsmart offers a comprehensive choice of door furniture to add the perfect finishing touch.

### Handles

- ④ Lever / lever.
- ④ Lever pad.
- ④ Available in gold, chrome, satin, bright bronze, graphite grey, black or white.
- ④ Beautiful solid die cast handles with elegant looks.
- ④ All handles are spring assisted for smooth, trouble free action.
- ④ Latch retention snib facility also available.
- ④ Stainless Steel Handle Bars available in lengths - 400mm - 1800mm
- ④ Suited Door Knobs available



Chrome Lever Pad



Chrome Security Chain



Chrome Ring Knocker



Satin Lever Lever

### Additions

- ④ Security chains are available in chrome and gold.
- ④ Numerals and Letters are available in all 7 colours.
- ④ Door Guards.



Chrome Doctors Knocker



Gold Letterbox & Door Pull



Bright Bronze Letterbox



Black Scroll Knocker



## Parameters

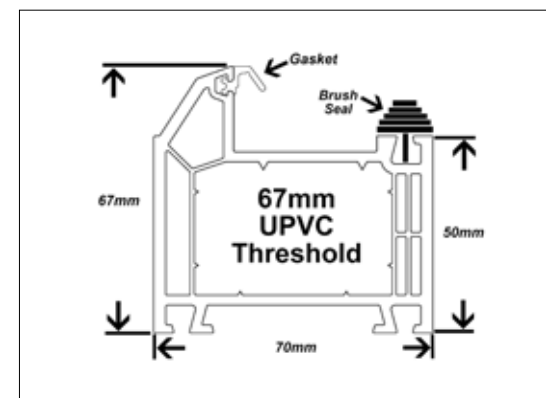
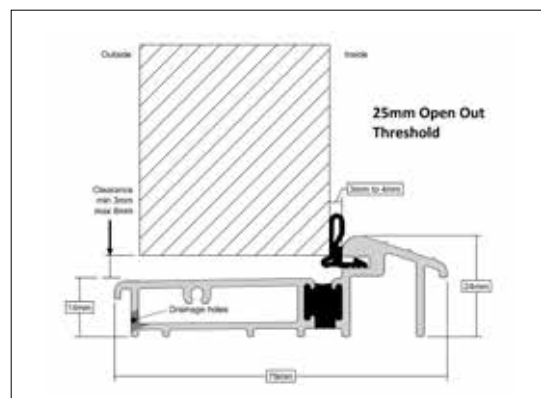
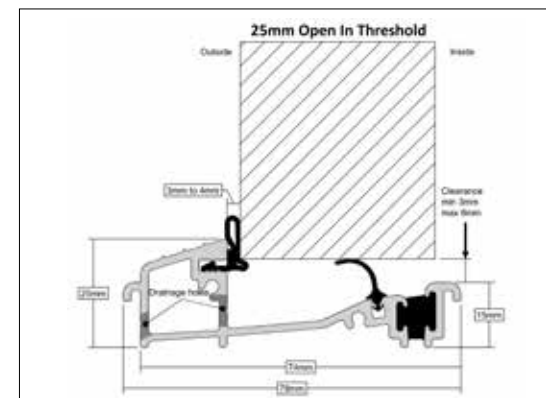
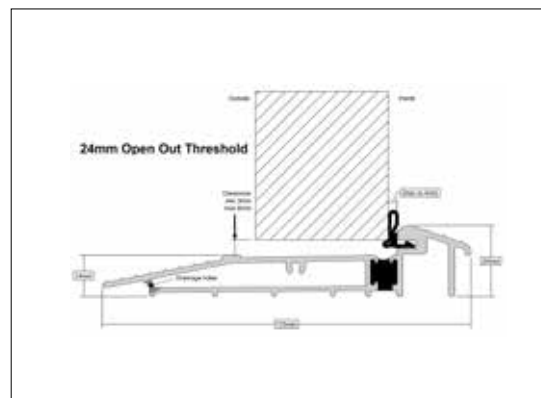
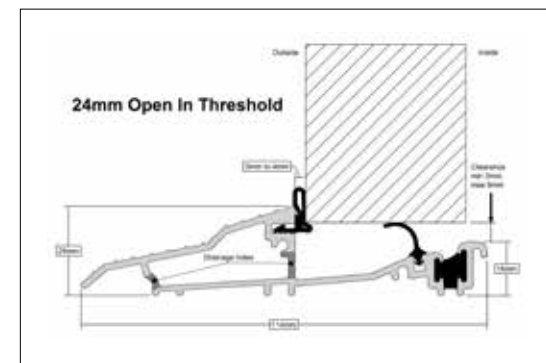
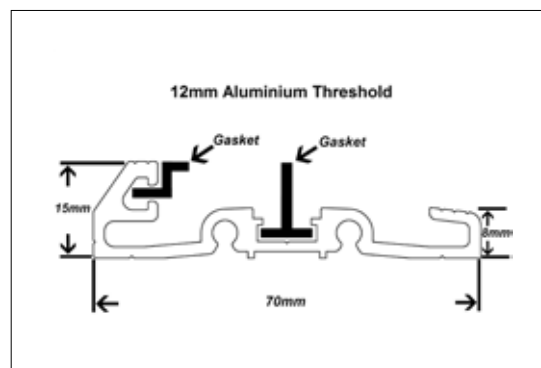
- ⊕ Minimum Width 830mm
- ⊕ Maximum Width 1020mm
- ⊕ Minimum Height Low Ali Threshold 1978mm
- ⊕ Maximum Height Low Ali Threshold 2078mm
- ⊕ Maximum Height 25mm Ali Threshold 2085mm
- ⊕ Minimum Height 67mm UPVC Threshold 2020mm
- ⊕ Maximum Height 67mm UPVC Threshold 2120mm
- ⊕ Minimum Composite Sidescreen Width 426mm
- ⊕ Maximum Composite Sidescreen Width 456mm
- ⊕ French Door Minimum Width 1520mm
- ⊕ French Door Maximum Width 1960mm

## Add Ons

20mm, 35mm, 50mm  
Available in all colours

## Cills

85mm, 155mm, 180mm  
Available in all colours





**Mix & Match – any colour, any glass**  
Glass colours can be changed to match any door colour

# Endless Choice



Warwick Green (S)  
Glass Flenish Obscure



Hopton Black (S)  
Glass Crystal Circle



Kenilworth Red (S)  
Glass RBD 35



Ludlow Chartwell Green (B)  
Glass Prairie



Unique 4R Rosewood (S)  
Glass Satin Obscure



Portland 2 Black (S)  
Glass Crystal Star



Unique 4C Blue (S)  
Glass Satin Obscure



Hopton Black (S)  
Glass Clarity



Worcester Midnight Blue (B)  
Glass Sandblast Border



Lincoln Rosewood (S)  
Glass Abstract