

COLLIE WESTERN RIDING ASSOCIATION

NOVEMBER 2023

Newsletter

PRESIDENTS REPORT

Dear Members

Wow! What a successful year it has been for our club. Many thanks to our amazing volunteers and sponsors throughout 2023. We could not have done it without your support. I am very grateful to also have the support of a well-oiled committee who work tirelessly behind the scenes to keep things running smoothly.

Congratulations to everyone who participated in the NRHA Oceania WA State Championship show, this was once again very successful with well over 50 runs each day. We had many new competitors both in the sanctioned and non-sanctioned classes and it is always good to see the riders stepping up in their classes. Indian Ocean Reining held their first show on the Saturday afternoon, and it was well supported and very enjoyable to watch.

In 2024 we are already setting ourselves up for a booming year. Our secretary, Marie, has been working on our calendar, which will include shows, clinics, club days, Ranch riding and in-house shows to benefit our membership. We have decided to change up our club day format to include open pen days which we hope our members will make the most out of. Our experienced club members will be available on these days to help with training and horsemanship on a more one-on-one basis. Our show format will also be having a makeover so watch this space.

I would like to take this opportunity to wish all our members a wonderful safe and happy Christmas and I look forward to seeing you all in 2024.

Regards

Heath

Committee Members

- ◆ President - Heath Whiteaker - 0435 376567
- ◆ Vice - Midge Elvin - 0417 975086
- ◆ Secretary - Marie Wetherell - 0428 198323 - colliewesternriding@gmail.com
- ◆ Treasurer - Chrystine Whiteaker - 97343107 or 0429 343107
- ◆ Show Secretary — Liz Tresidder - 0408 933825
- ◆ Canteen Managers - Chrystine Whiteaker & Liz Tresidder
- ◆ Newsletter Editor - Jill Hunter - 0404 885717 - jillandberyl@optusnet.com.au
- ◆ FB Editor - Nicky Jones-Hutt - 0407 477398 <http://www.facebook.com/colliewesternridingassociation>
- ◆ Web Editor - Marie Wetherell <https://colliewesternriding.org.au/>

Secretary Report

Wow it's end of year again!!!

What a year it has been. Just finishing the final event for the year, the 2023 NRHA Oceania WA State Championships. It was the grand finale for the year with our year consisting of 2 shows 3 clinics and plenty of club days for everyone to enjoy.

Thank you to everyone who has supported the club this year.

2024 will bring a new structure to our club with club days changing. There will be open arena days, practice days, visiting clinicians for club days, clinics. Our shows will have a change of structure also so it will be a huge year!

Rest up and enjoy the Christmas and new year break!

We will see you all in 2024.

Marie Wetherell
0428 198 323




DRIVE FOR COLLECTION

Improve your horses collection for a smoother, more-balanced and eye appealing lope with these tips from NRHA Professional Mirjam Stillo.

Article by Mirjam Stillo & Abigail Boatwright

Photos by Abigail Boatwright

Re-published from the NRHA Reiner Magazine, August 2020—many thanks



From the moment your horse steps into the lope, you want to feel it balance on its hind end and be light in your hands without dropping its shoulders.

The lope is the most important gait in reining. It is the gait in which we perform most of our maneuvers.

The overall picture you present to the judge includes the way your horse performs maneuvers at the lope, and how smoothly and willingly it guides. These are connected to how your horse carries itself.

Our horses need to carry themselves properly to perform maneuvers correctly and in a manner that is pleasing to watch. This is how they receive credits from the judges in the show pen. Not all horses carry themselves correctly at a lope, and that's where we as riders can encourage them to be more balanced.

Look & Feel

The lope needs to have a distinct three-beat gait. We don't want our horses to four-beat or lack forward motion while at the lope.

If your horse is not loping in a correct, three-beat gait, that most likely means the horse isn't driving from behind and is heavy in its front end. This can result in a choppy gait that lacks self-carriage.

A horse who is able to drive from behind while loping will have a better elevation in its gait and be slower-legged. It will also have the ability to elevate its shoulders much easier than a horse who is not driving from behind and not lifting its back.

If your horse knows how to collect itself, you need to know what proper collection feels like. Make sure when starting from your lope departure that your horse

is balanced on its hind end, not the front end, and that it's loping in a clean three-beat gait. Check that your horse's shoulder is not dropping to the inside when you lope off or during your circles.

It's really not possible to have a collected horse who is dropping the inside shoulder because that puts the horse out of balance, so this is a great visual to check for collection. You are also looking for the horse to be light in your hands, not pushing down on the reins because its heavy on the front end.

Feeling your horse carrying itself on that three-beat gait without losing its frame or its cadence is the goal.

“Our horses need to carry themselves properly to perform maneuvers correctly and in a manner that is pleasing to watch.”

Teaching Collection


It's really important to start teaching a horse collection at an early stage in its training, typically after the horse has learned how to have natural balance and carry itself properly at a walk, trot and lope, and through transitions.

A lot of horses have the natural ability to collect, and they do it almost effortlessly; however, some horses need to be taught how to improve their collection and how to balance themselves. It's a long process throughout a horse's 2- and 3-year-old years to guide them toward balance and collection.

Your body position is key to achieving collection. You need to drive with your seat, lining your shoulders up slightly behind your hips. Avoid balancing yourself forward over your horse's shoulders.

You also need to use both legs to encourage collection. A lot of people want to lope off by cueing only with the outside leg. That doesn't really help the horse learn how to collect and perform a correct upward transition, because with a single leg cue, you're really signaling to move laterally more than asking for forward motion.

For a lope departure, it is important to keep a horse from dropping its shoulder with a light cue from your inside leg. Keep in mind, you are not asking for a



Make sure to position your body correctly to ask for collection. Avoid leaning too far forward over your horse's shoulders. You also want to drive with both legs.

side-pass; you're asking for a lope departure — an upward transition that needs forward motion.

Improving Collection

Trot transitions: Long-trotting is good for any stage of a horse's life. Moving from a jog to a long trot and back again teaches the horse how to stretch its stride and come back underneath itself.

I vary these two speeds a lot as I'm warming up or working with horses of any age. You can ask for a jog, then move out into a long trot on straight lines or in big circles, and then back down to a jog for a small circle to teach your horse to balance.

Just doing those transitions and cueing with your seat will help engage your horse's back while long-trotting without breaking into a lope. It is a good exercise to remind your horse to stay collected in the smaller circle without falling into a walk due to a lack of balance.

The counter-bend: Once a horse knows how to do upward and downward trot transitions, I incorporate counter-bending. Start in a small circle at a jog and widen into a larger circle. Then, holding that position, ask your horse to counter-bend in a circle going the other direction. You want the horse to stay collected, know where it's placing its feet and learn how to drive forward while bending both ways.

It's amazing how many older horses haven't done these exercises in a long time, and they may have forgotten how to be coordinated while performing these moves.

You can do these exercises at a lope when your horse is ready, and eventually start alternating between straight lines and counter-canter circles. You should also continue going back to your regular circle, moving back and forth until your horse can easily change directions and positions

Collie Western Riding Association Calendar 2024

January	February	March	April	May	June
1 Mo New Year's Day			1 Mo Easter Monday		
2 Tu			2 Tu		
3 We			3 We	1 We	
4 Th	1 Th		4 Th	2 Th	
5 Fr	2 Fr	1 Fr	5 Fr	3 Fr	
6 Sa	3 Sa Club Day	2 Sa Clinic	6 Sa	4 Sa	1 Sa
7 Su	4 Su	3 Su Clinic	7 Su	5 Su	2 Su
8 Mo	5 Mo	4 Mo Labour Day	8 Mo	6 Mo	3 Mo
9 Tu	6 Tu	5 Tu	9 Tu	7 Tu	4 Tu
10 We	7 We	6 We	10 We	8 We	5 We
11 Th	8 Th	7 Th	11 Th	9 Th	6 Th
12 Fr	9 Fr	8 Fr	12 Fr	10 Fr	7 Fr
13 Sa	10 Sa	9 Sa	13 Sa Ranch & Raining Show	11 Sa Club Day	8 Sa Club Day
14 Su	11 Su	10 Su	14 Su Ranch & Raining Show	12 Su Mothers Day	9 Su
15 Mo	12 Mo	11 Mo	15 Mo	13 Mo	10 Mo King's Birthday
16 Tu	13 Tu	12 Tu	16 Tu	14 Tu	11 Tu
17 We	14 We	13 We	17 We	15 We	12 We
18 Th	15 Th	14 Th	18 Th	16 Th	13 Th
19 Fr	16 Fr	15 Fr	19 Fr	17 Fr	14 Fr
20 Sa 1st Club Day of the Year	17 Sa Club Day	16 Sa Club Day	20 Sa	18 Sa	15 Sa
21 Su	18 Su	17 Su	21 Su	19 Su	16 Su
22 Mo	19 Mo	18 Mo	22 Mo	20 Mo	17 Mo
23 Tu	20 Tu	19 Tu	23 Tu	21 Tu	18 Tu
24 We	21 We	20 We	24 We	22 We	19 We
25 Th	22 Th	21 Th	25 Th ANZAC Day	23 Th	20 Th
26 Fr Australia Day	23 Fr	22 Fr	26 Fr	24 Fr	21 Fr
27 Sa	24 Sa	23 Sa	27 Sa Club Day	25 Sa Club Day	22 Sa Club Day / Winter Busy Day
28 Su	25 Su	24 Su	28 Su	26 Su	23 Su
29 Mo	26 Mo	25 Mo	29 Mo	27 Mo	24 Mo
30 Tu	27 Tu	26 Tu	30 Tu	28 Tu	25 Tu
31 We	28 We	27 We		29 We	26 We
	29 Th	28 Th		30 Th	27 Th
		29 Fr Good Friday		31 Fr	28 Fr
		30 Sa Club Day Easter Saturday			29 Sa
		31 Su			30 Su

July	August	September	October	November	December
1 Mo					
2 Tu			1 Tu		
3 We			2 We		
4 Th	1 Th		3 Th		
5 Fr	2 Fr		4 Fr	1 Fr	
6 Sa Club Day	3 Sa Club Day (AGM)		5 Sa	2 Sa	
7 Su	4 Su	1 Su Fathers Day	6 Su	3 Su	1 Su
8 Mo	5 Mo	2 Mo	7 Mo	4 Mo	2 Mo
9 Tu	6 Tu	3 Tu	8 Tu	5 Tu	3 Tu
10 We	7 We	4 We	9 We	6 We	4 We
11 Th	8 Th	5 Th	10 Th	7 Th	5 Th
12 Fr	9 Fr	6 Fr	11 Fr	8 Fr	6 Fr
13 Sa	10 Sa	7 Sa	12 Sa Clinic	9 Sa Ranch & Raining Show	7 Sa Last Club Day
14 Su	11 Su	8 Su	13 Su Clinic	10 Su Ranch & Raining Show	8 Su
15 Mo	12 Mo	9 Mo	14 Mo	11 Mo	9 Mo
16 Tu	13 Tu	10 Tu	15 Tu	12 Tu	10 Tu
17 We	14 We	11 We	16 We	13 We	11 We
18 Th	15 Th	12 Th	17 Th	14 Th	12 Th
19 Fr	16 Fr	13 Fr	18 Fr	15 Fr	13 Fr
20 Sa Club Day	17 Sa Club Day	14 Sa Western B Show	19 Sa	16 Sa	14 Sa
21 Su	18 Su	15 Su	20 Su	17 Su	15 Su
22 Mo	19 Mo	16 Mo	21 Mo	18 Mo	16 Mo
23 Tu	20 Tu	17 Tu	22 Tu	19 Tu	17 Tu
24 We	21 We	18 We	23 We	20 We	18 We
25 Th	22 Th	19 Th	24 Th	21 Th	19 Th
26 Fr	23 Fr	20 Fr	25 Fr	22 Fr	20 Fr
27 Sa	24 Sa	21 Sa	26 Sa Club Day	23 Sa Club Day	21 Sa
28 Su	25 Su	22 Su	27 Su	24 Su	22 Su
29 Mo	26 Mo	23 Mo	28 Mo	25 Mo	23 Mo
30 Tu	27 Tu	24 Tu	29 Tu	26 Tu	24 Tu
31 We	28 We	25 We	30 We	27 We	25 We Christmas Day
	29 Th	26 Th	31 Th	28 Th	26 Th Boxing Day
	30 Fr	27 Fr		29 Fr	27 Fr
	31 Sa Club Day	28 Sa Club Day		30 Sa	28 Sa
		29 Su			29 Su
		30 Mo			30 Mo
					31 Tu



EQUIHOOF
Biomechanix



A holistic approach to hoof health

EQUIHOOF
Biomechanix

Movement Structure Function





SLIDING
LODGE

PERFORMANCE HORSES

MAXIMUS

Metallica



Collie Western Riding Association



Merchandise



Collie Western Riding Association merchandise is now available online through Stitch em on!

Merchandise is available for individuals to purchase and receive directly to their doorstep!

<https://stitchemon.com.au/collections/collie-western-riding-association>




10% OF ALL CWRA MERCHANDISE PURCHASES IS RETURNED TO CWRA AS PRIZES FOR CWRA EVENTS



Embroidery • Clothing • Workwear
Teamwear • Promotional • Caps
Custom • Heat Press

P: 0418 427 252
ABN: 81202597258
E: stitchemonembroidery@gmail.com
A: 27 Main Street, Lithgow 2790





Premier Coal

MANAGED BY THE YANCOAL AUSTRALIA GROUP

Authorised installer of security cameras and alarm systems SC SI SA 59836

PaK-iT Computers 

Your Local Information Technology Centre

In Partnership with **BUSINESSPHONES** 

We pride ourselves in our dedicated service and old-fashioned values. Come in and see Peter or Kathrine in store.

We can help with:

- Printing Services
- Phone Repairs
- Website Services
- Cel-Fi Reseller & Installer
- Residential Services
- Business Services
- Office Furniture (via Rapidline)

No Backyarders, Just Professionals, and we have a Showroom.

117 Throssell Street, Collie • 08 9734 4465
www.pak-it.com.au • sales@pak-it.com.au

Two donation ways to help our club help you



Donate your Cash4Cans to
 Collie Western Riding Association by
 using this
C10289834

HOW TO CASH IN

Return your containers to Cash4Cans for your 10c refund.



Collect your eligible containers



Visit your local Cash4Cans depot



Get instant cash for your containers

ELIGIBLE CONTAINERS



Containers between 150mL and 3L

- ✓ Aluminium cans
- ✓ Glass bottles
- ✓ Plastic bottles
- ✓ Steel drink cans
- ✓ Paperback cartons
- ✓ HDPE plastic

INELIGIBLE CONTAINERS



- ✗ Plain milk container
- ✗ Cordial container
- ✗ Concentrated fruit/veg juice containers
- ✗ Drink containers (<150mL)
- ✗ Flavoured milk (1L+)
- ✗ Wine or pure sports
- ✗ Wine/water casks



THE COIN BUCKET



We would like to wish the following members a very Happy Birthday!



NOVEMBER — Brad, Andrew, Natasha & Drew

DECEMBER — Liz, Erica, Janine, Jody

Chrystine & Tristan

IMPORTANT NEWS AND COMING EVENTS..

- * Our NRHA Oceania WA State Championships were amazing. A big thank you to everyone who organised, volunteered, donated, watched, supported and participated. You all made this show enjoyable. We had some new faces competing and some who I haven't seen for quite a while so it was great to meet everyone and catch up. The camaraderie was incredible in the warm-up pen and this flowed to the support given to each person as they competed making for a relaxed but supportive event. Midge, Robin and Janine all helped to encourage the riders and it was greatly appreciated.
- * We finally have our lease extension so a big pat on the back for Heath. He has spent many months working on this so please thank him for his efforts when you see him.
- * Marie has been working hard on the calendar for 2024. We will have our first club day on January 20th with the start time to be announced. This will not be a members meeting but a come and ride your horse and get back into it day. We plan to try changing the structure of some of the club days so everyone's input would be appreciated.
- * We traditionally have a show in March but next year we will be hosting a clinic in March and the first show will be in April.
- * Are you looking for forms or information regarding CWRA? Follow this link to our website: <https://colliewesternriding.org.au/club-documentation>

Until next time,

Jill



NEWSLETTER
CORRESPONDENCE TO:

JILL HUNTER
CMB COOKERNUP
COOKERNUP, WA 6219

PHONE: 0404 885717
E-MAIL: jillandberyl@optusnet.com.au
www.colliewesternriding.org.au

Success is a series of small wins

DATES TO REMEMBER

JANUARY

- ◆ 20th First club day Open pen Start TBA

