

Specialty Tools

for Subsea, Ex Zones, Mining, Demolition and more



Metal • Wood • Plastic • Concrete

Pipe Cutting Saws

Diamond Core Drills

Chain Saws

Rotary Hammer Drills

Portable Band Saws

Grinders

Hacksaws

Dry-Cut Circular Saws

Magnetic Drills

Impact Wrenches

Underwater and Specialty Tools - Hydraulic & Air

Ideal for Industrial, Subsea, Mining, Utility, Demolition and Construction applications, including Ex Zones and Hazardous Environments

Portable Reciprocating Saws – Hand-Held or Clamp-On Cutting

Ideal for a wide range of industries, including subsea, gas utilities, offshore oil, petrochemical, power generation, industrial plant maintenance and construction

- Fast cutting of pipe, structural steel, bolts, nails, pallets and other material
- The best power-to-weight ratios in the industry; compact size for cutting in confined spaces



The CAT Model 5 1217 0020

1.3 HP, Cuts steel pipe and channel 1/2" to 6" dia., plastic pipe to 8" dia.



AIR ATEX Certified

CAT Saw Kit (5 1217 0070) includes saw, 4" and 6" pipe clamps (model nos. 563 100 and 563 200), case and five No. 1001 heavy-duty blades.



The SHARK Model 5 1219 0010

2 HP, cuts pipe up to 6" dia., wood up to 8" dia., metal plate up to 3/4" dia.



HYDRAULIC ATEX Certified

SHARK Saw Kit (5 1219 0070) includes saw, 4" and 6" pipe clamps (model nos. 563 100 and 563 200), case and five No. 1001 heavy-duty blades.



Model Number	Motor Specifications	Stroke Length	Strokes per Minute	Connection	Length	Weight (lbs.)
The CAT – Pneumatic						
5 1217 0020	1.3 HP, 46CFM @ 90 PSI	1-1/8"	0-1800	1/2" NPT (ID)	16"	9
The SHARK – Hydraulic						
5 1219 0010	2 HP, Oil Pressure 2000 PSI, Oil Flow 6 GPM (up to 13 GPM)	1-1/8"	1700	M 18 x 1.5 Female	18"	13.2

Reciprocating Saw Blades and Accessories

Extra-Thick Heavy-Duty Blades for 90° Cutting with a Pipe Clamp, Double Shank*

Much thicker than standard blades with a stronger double-tang mount for heavy-duty cutting, either free-hand or with a clamp.

Ask for special blades to cut steel.

No. 1001	up to 2" dia. pipe	8 TPI	6" L x 1" W x .060" T
No. 1002	up to 4" dia. pipe	8 TPI	8" L x 1" W x .060" T
No. 007D/200*	up to 4" dia. pipe	M-Tooth	8" L x 1" W x .050" T

* 007D/200 has universal 1/2" tang

Pipe Vise Clamps for 90° Cutting

Cut faster by increasing your leverage 5x while safely securing the saw.

For 1/8" - 2" Pipe: Model No. 563 000

For 2 1/2" - 4" Pipe: Model No. 563 100

For 4" - 6" Pipe: Model No. 563 200



Heavy-Duty HSS Bi-metal Blades for Freehand Sawing, Double Shank

Made of tough, resilient steel with 10/14 variable tooth pitch. Large blade width and double-shank mount for excellent cutting performance and durability.

No. 1005	10/14 TPI	6" L x 1" W x .035" T
No. 1003	10/14 TPI	8" L x 1" W x .035" T
No. 1004	10/14 TPI	12" L x 1" W x .035" T

Mega Sharp M-Tooth Saw Blades for Freehand Cutting with Standard 1/2" Shank

CUTS 2x FASTER THAN ORDINARY BLADES! M42 Bi-metal for cutting steel and stainless steel

Metal up to 1/8" Thick

No. 006/150	M-Tooth	6" L x 3/4" W x .035" T
No. 006/200	M-Tooth	7" L x 3/4" W x .035" T

Metal 1/8" and Thicker

No. 007/150	M-Tooth	6" L x 3/4" W x .035" T
No. 007/200	M-Tooth	8" L x 3/4" W x .035" T
No. 007/280	M-Tooth	12" L x 3/4" W x .035" T



Underwater and Specialty Tools - Hydraulic & Air

Ideal for Industrial, Subsea, Mining, Utility, Demolition and Construction applications, including Ex Zones and Hazardous Environments

Power Hackaws – Cold cut large pipe up to 30" dia. and structural steel

Ideal for a wide range of industries, including subsea, gas utilities, offshore oil, petrochemical, power generation, industrial plant maintenance and construction

- Cold cutting of large pipe, structural steel, tanks, profiles and more
- Compact size for cutting in confined spaces
- Accessories include wide variety of heavy-duty blades and clamps for 90° cuts



MODEL 5 1230 0050

- Ideal for use in nuclear power plants, underwater, and on sensitive jobsites
- Fully sealed gearbox
- Round connecting rod for balanced operation and minimized bearing wear

Model No.	Power	Throttle	Motor Specifications	Strokes per Min.	Blade Stroke	Hose	Wt. (lbs.)
Pneumatic – 3/4" ID NPT Air Connection							
5 1212 0010	1.5 HP	Roll	Air Consumption: 51 CFM Air Pressure: 90 PSI	100-350	2 ³ / ₈ "	1/2"	15.4
5 1212 0050	1.5 HP	Lever		100-350	2 ³ / ₈ "	1/2"	15.4
Hydraulic with Fully-Sealed Pistons and Gearbox – 1/2" FF (HTMA) Couplings							
5 1230 0050	3.8 HP	Lever	Oil Flow: 4 GPM at 2000 PSI	100-500	2 ³ / ₈ "	1/2" ID	24.25

Hacksaw Blades – 8" to 37" length

Order No.	Length	Teeth/Inch	Thickness	Material	Max. Cut
Z22-9 HSS	8"	8	1/16"	Steel/Aluminum	3 ¹ / ₈ " dia.
Z22-10 HSS	8"	16	1/16"	Steel	3 ¹ / ₈ " dia.
Z22-11 HSS	8"	24	1/16"	Sheet Metal	3 ¹ / ₈ " dia.
Z22-6 HSS	12"	16	1/16"	Steel	6 ⁵ / ₈ " dia.
Z22-6 HSS-SL*	12"	16	1/16"	Stainless Steel	6 ⁵ / ₈ " dia.
Z22-31 HSS	12"	12	1/16"	Steel	6 ⁵ / ₈ " dia.
Z22-7 HSS	16"	16	1/16"	Steel	10 ⁵ / ₈ " dia.
Z22-29 HSS	16"	8	1/16"	Steel/Aluminum	10 ⁵ / ₈ " dia.
Z22-33 HSS	16"	6	1/16"	Cast Iron	10 ⁵ / ₈ " dia.
Z22-72 HSS	20"	14	5/64"	Steel	14 ⁵ / ₈ " dia.
Z22-30 HSS	21"	12	1/16"	Steel	15 ⁵ / ₈ " dia.
Z22-30 HSS-SL*	21"	12	1/16"	Stainless Steel	15 ⁵ / ₈ " dia.
Z22-73 HSS	24"	14	5/64"	Steel	18 ¹ / ₂ " dia.
Z22-74 HSS	24"	8	5/64"	Steel/Aluminum	18 ¹ / ₂ " dia.
Z22-75 HSS	30"	12	5/64"	Steel	24 ⁷ / ₈ " dia.
Z22-75 HSS-SL*	30"	12	5/64"	Stainless Steel	24 ⁷ / ₈ " dia.
Z22-76 HSS	30"	6	5/64"	Cast Iron	24 ⁷ / ₈ " dia.
Z22-37 HSS	37"	12	5/64"	Steel	31 ⁷ / ₈ " dia.

* Use HSS-SL Blades for best cutting performance on stainless steel and hard metal. Blades for plastic, wood and masonry also available.

Hacksaw Clamps and Blade Guides

Model No.	Cutting Diameter	Description
5 1207 9910	2" to 6"	Pipe Clamp
5 1202 9960	4" to 12 ³ / ₄ "**	Pipe Clamp
5 1207 9970	Up to 13" OD	Blade Guide
5 1207 8910	Up to 21" OD	Blade Guide
5 1207 8970	21 ⁵ / ₈ " x 11 ³ / ₈ "	Profile Clamp
5 1208 9980	Up to 12 ³ / ₄ "**	Automatic - Self-feeding Clamp (for air saws)
5 1208 9990	Up to 12 ³ / ₄ "**	Automatic - Self-feeding Clamp (for hydraulic saws)



Model 5 1202 9960 Pipe Clamp for 4" to 12³/₄" dia.*



Model 5 1208 9980 Self-feeding Pipe Clamp for up to 12³/₄" dia. pneumatic saws*



Model 5 1208 9990 Self-feeding Pipe Clamp for up to 12³/₄" dia. electric and hydraulic saws*

* Cut up to 30" OD with two extension chains (order 2x P/N 5 1201 9030)

Cut up to 60% Faster than Standard Blades!

FAST-CUT hacksaw blades are engineered to cut all materials 60% faster than standard blades. Their universal blade mount fits most hacksaw models.

The FAST-CUT design reduces blade wear and quickly removes chips to stay in the cut longer, increasing productivity.

When using these blades, apply ProLube™ Specialty Lubricants to work cooler, longer, and more efficiently. ProLube Lubricants are non-toxic and ideal for stainless steel and hard metal cutting applications.

FAST-CUT
Hacksaw Blades **NEW!**

Order No.	Length	Teeth per Inch	Thickness	Materials	Max. Dia. of Cut
Z23-33 HSS	18"	6-8	5/64"	Cast Iron, Aluminum, Plastic	12-3/4"
Z23-33 HSS-SL	18"	6-8	5/64"	Cast Iron, Aluminum, Plastic	12-3/4"
Z23-29 HSS	18"	8	5/64"	Cast Iron, Aluminum, Plastic	12-3/4"
Z23-29 HSS-SL	18"	8	5/64"	Cast Iron, Aluminum, Plastic	12-3/4"
Z23-7 HSS	18"	14	5/64"	Steel	12-3/4"
Z23-7 HSS-SL	18"	14	5/64"	Stainless Steel	12-3/4"
Z23-72 HSS	22"	6-8	5/64"	Cast Iron, Aluminum, Plastic	16-3/4"
Z23-72 HSS-SL	22"	6-8	5/64"	Cast Iron, Aluminum, Plastic	16-3/4"
Z23-30 HSS	22"	8	5/64"	Cast Iron, Aluminum, Plastic	16-3/4"
Z23-30 HSS-SL	22"	8	5/64"	Cast Iron, Aluminum, Plastic	16-3/4"
Z23-73 HSS	22"	14	5/64"	Steel	16-3/4"
Z23-73 HSS-SL	22"	14	5/64"	Stainless Steel	16-3/4"
Z23-45 HSS	26"	6-8	5/64"	Cast Iron, Aluminum, Plastic	20-3/4"
Z23-45 HSS-SL	26"	6-8	5/64"	Cast Iron, Aluminum, Plastic	20-3/4"
Z23-74 HSS	26"	8	5/64"	Cast Iron, Aluminum, Plastic	20-3/4"
Z23-74 HSS-SL	26"	8	5/64"	Cast Iron, Aluminum, Plastic	20-3/4"
Z23-79 HSS	26"	14	5/64"	Steel	20-3/4"
Z23-79 HSS-SL	26"	14	5/64"	Stainless Steel	20-3/4"
Z23-76 HSS	30"	6-8	5/64"	Cast Iron, Aluminum, Plastic	24-3/4"
Z23-76 HSS-SL	30"	6-8	5/64"	Cast Iron, Aluminum, Plastic	24-3/4"
Z23-78 HSS	30"	8	5/64"	Cast Iron, Aluminum, Plastic	24-3/4"
Z23-78 HSS-SL	30"	8	5/64"	Cast Iron, Aluminum, Plastic	24-3/4"
Z23-75 HSS	30"	14	5/64"	Steel	24-3/4"
Z23-75 HSS-SL	30"	14	5/64"	Stainless Steel	24-3/4"

APPLICATIONS

- Ferrous and non-ferrous metals
- Extremely hard specialty alloy steels
- Softer malleable and lightweight metals

BENEFITS:

- 60% faster cutting of pipe up to 24-3/4"
- Variety of lengths to meet your cutting specifications
- Ideal for all materials
- Blades will also cut plastic and other materials

ECONOMICAL:

- Increased durability for extended blade life
- Universal blade mount for all hacksaws

INCREASED PRODUCTIVITY:

- Efficient chip removal to remain in the cut longer

HOW TO CALCULATE BLADE LENGTH

$$\text{Blade Length} = \text{Operating length} + 5\text{-}1/4 \text{ inches}$$

(Ex.: To cut a 10" dia. pipe, use a blade with a minimum length of 16 inches.)

for more information, visit csunitec.com/FAST-CUT

Underwater and Specialty Tools - Hydraulic & Air

Ideal for Industrial, Subsea, Mining, Utility, Demolition and Construction applications, including Ex Zones and Hazardous Environments

Portable Band Saws – On-site cutting of pipe up to 8" dia.

Cold cutting saws for industry, including refineries, chemical plants, utilities, construction, offshore oil, mining, marine and demolition

- Fast, deep, cold cutting of pipe, conduit, bolts, cable, angle iron, structural steel, chain and more
- Cut steel, stainless steel, Inconel, chrome, Hastelloy, aluminum, copper, iron, fiberglass, plastics, wood and more
- Vise clamps available for straight cutting of round, square and angular materials



Pneumatic AirBand™ Saws



Standard:
Cut 4 3/4" round or 4 1/2" x 4 3/4"



5 6093 0010:
Cut 4" round or 4" x 4"
Includes stationary cutting table and vise



Deep Throat™:
Cut 7" round or 7" x 7"

Wide Mouth™:
Cut 8" round or 9" x 8 1/2"

Hydraulic Band Saws



Standard:
Cut 4" round or 4" x 4"

Deep Throat™:
Cut 7" round or 7" x 7"

Wide Mouth™:
Cut 8" round or 9" x 8 1/2"

Pneumatic Band Saws

Model No.	Cutting Capacity	Motor Power	Blade Speed (ft/sec)	Overall Length	Wt. (lbs.)
Standard AirBand™ – Aluminum Housing; 1/4" NPT ID Air Connection; 3/8" Air Hose					
5 6003 0011	4 3/4" OD / 4 1/2" x 4 3/4"	90 PSI @ 20 CFM	2.2-3.3 (var.)	21 1/2"	14
5 6093 0010	4" OD / 4" x 4"	90 PSI @ 19 CFM	5.75	25"	17*
Deep Throat™ AirBand – Stainless Steel housing; 1/2" NPT ID Air Connection; 1/2" Air Hose					
5 6031 0010 N	7" OD / 7" x 7"	90 PSI @ 43 CFM	4.0-4.9 (var.)	28 3/4"	28
Wide Mouth™ AirBand – Stainless Steel housing; 1/2" NPT ID Air Connection; 1/2" Air Hose					
5 6062 0010	8" OD / 9" x 8 1/2"	90 PSI @ 43 CFM	4.0-4.9 (var.)	30 3/4"	35

* Weight of saw only. Weight of saw, stationary cutting table and vise is 48 lbs.

Hydraulic Band Saws

1.6 HP; Oil Flow: 4 GPM @ 2000 PSI; 1/2" FF (HTMA) Couplings

Model No.	Cutting Capacity	Blade Speed (ft/sec)	Overall Length	Wt. (lbs.)
Standard – Stainless Steel housing				
5 6043 0010	4" OD / 4" x 4"	4.2	22"	23
Deep Throat™ – Stainless Steel housing				
5 6041 0010	7" OD / 7" x 7"	4.2	28 3/4"	28
Wide Mouth™ – Stainless Steel housing				
5 6054 0010	8"OD / 9" x 8 1/2"	4.2	30 3/4"	35.6

Contact CS Unitec for M42 Cobalt Steel SuperBand™ band saw blades

Optional blade guards available for CS Unitec Band Saws



Vise Clamps for Accurate Cuts

- Securely clamp to round, square and angular materials for straight cutting
- Easily attach to CS Unitec Portable Band Saws

Clamp-on vise for 4-3/4" Band Saws

Model No. 5 6030 9000

(for saw 5 6043 0010)


Max. material size – rounds: 4 3/4"; squares: 4 1/2"; angles: 4 1/2"

Clamp-on vise for 7" Deep Throat™ Band Saws

Model No. 5 6031 9400

(for saw 5 6031 0010 N and 5 6041 0010)

Max. material size – rounds: 7"; squares: 5"; angles: 5"



Caution: User must follow all appropriate safety regulations when choosing a tool for their particular working environment.

Underwater and Specialty Tools - Hydraulic & Air

Pipe Cutting Machines - Cut pipe up to 96" dia.



ATEX Certified

Air and hydraulic models – ideal for use in municipal water and gas utilities, petrochemical, power generation, plant maintenance, pipe line construction, marine and demolition applications.

- Use on steel, ductile iron, nonferrous metal, HDPE, plastic, concrete pipe and more
- Cut pipe underground with minimal excavation
- Machine is manually guided with hand lever feed to make a 360° cut in pipe at 90°
- Guide chain is adjustable by adding and removing chain links
- ATEX certified for use in Ex Zones (ATEX II 2 GcT6)



**Hydraulic Model
No. 5 8006 7000**



**Pneumatic Model
No. 5 8010 0050**

Features include:

- Quickly cut pipe from 6" to 96" dia. with wall thicknesses from 1/4" to 2"
- 7" blade with adjustable cutting depth and fully enclosed blade guard
- Fully enclosed blade guard
- Cooling water connection
- Carbide-tipped or diamond-coated blades

Visit www.csunitec.com for saw blades and accessories

When ordering, specify pipe diameter and application for assistance with determining required blade, feed handle, guide carriage & chain and tensioning chain & tensioner.



Model No.	Motor Specifications	Blade Arbor	Speed (RPM)	Blade Dia.	Hose Connection	Weight
Pneumatic Motor						
5 8002 7000	2.4 HP, 77 CFM @ 90 PSI	7/8"	350/1800	7"	1/2" NPT	28 lbs.
5 8010 0050	4 HP, 106 CFM @ 90 PSI	7/8"	1800	7"	3/4" NPT	28 lbs.
Hydraulic Motor						
5 8006 7000	4 HP, 6-13 GPM @ 2000 PSI	7/8"	350/1800	7"	1/2" FF (HTMA)	28 lbs.

Pneumatic Pipe Cutting Kits

Select Appropriate Kit Based on Pipe Diameter For cutting pipe with diameter greater than 63", please contact CS Unitec for help identifying necessary components.

Pipes 6" to 16" (150-400mm)		Pipes 6" to 32" (150-800mm)		Pipes 6" to 63" (150-1600mm)	
P/N Kit 5 8010 16PK includes:		P/N Kit 5 8010 32PK includes:		P/N Kit 5 8010 63PK includes:	
Qty.	Item	Qty.	Item	Qty.	Item
1	Motor P/N 5 8010 0050	1	Motor P/N 5 8010 0050	1	Motor P/N 5 8010 0050
1	Guide Carriage, small P/N 5 8010 8090	1	Guide Carriage, small P/N 5 8010 8090	2	Guide Carriage, small P/N 5 8010 8090
1	Chain Tensioner, small P/N 5 8003 8300	1	Chain Tensioner, small P/N 5 8003 8300	1	Chain Tensioner, small P/N 5 8003 8300
1	Guide Chain, 16" OD (24 chain links) P/N 5 8002 8760	1	Guide Carriage, large P/N 5 8010 8100	2	Guide Carriage, large P/N 5 8010 8100
1	7" Dia. Carbide-tipped blade P/N 9 2503 0120	1	Chain Tensioner, large P/N 5 8002 8400	2	Chain Tensioner, large P/N 5 8002 8400
1	7" Dia. Diamond blade P/N 9 2503 0100	1	Tensioning Chain P/N 5 8002 8710	2	Tensioning Chain P/N 5 8002 8710
1	Tool Kit P/N 5 8002 9200	1	Guide Chain, 32" OD (46 chain links) P/N 5 8002 8780	1	Guide Chain, 63" OD (90 chain links) P/N 5 8002 8830
1	Steel Transport Box P/N 5 8002 9300	1	7" Dia. Carbide-tipped blade P/N 9 2503 0120	1	7" Dia. Carbide-tipped blade P/N 9 2503 0120
		1	7" Dia. Diamond blade P/N 9 2503 0100	1	7" Dia. Diamond blade P/N 9 2503 0100
		1	Tool Kit P/N 5 8002 9200	1	Tool Kit P/N 5 8002 9200
		1	Steel Transport Box P/N 5 8002 9300	1	Steel Transport Box P/N 5 8002 9300



Caution: User must follow all appropriate safety regulations when choosing a tool for their particular working environment.

Underwater and Specialty Tools - Hydraulic & Air

Ideal for Industrial, Subsea, Mining, Utility, Demolition and Construction applications, including Ex Zones and Hazardous Environments



Air Chain Saws for Hazardous Atmospheres and Wet Environments

Chain brake for operator safety

- Pneumatic power for use in hazardous atmospheres and wet environments, including underwater applications
- Chain brake for stopping chain movement during kickback or repositioning of saw during cutting
- Powerful 4 HP motor at 90 PSI air pressure, 92 CFM
- Low maintenance and easy startup – saw chain and motor are automatically oiled by two separate lubricating systems
- .404 pitch Super Chisel saw chain is standard
- Optional carbide-tipped and ripping chain available



Pipe clamp for straight cutting of HDPE and plastic pipe. For use with 5 1027 series. P/N 5 1027 9100

Series 5 1026, 5 1027, 5 1028 and 5 1029 Pneumatic chain saw with brake

11", 17", 21" and 25" cutting capacity options

Model No.	Power	Cutting Capacity	Length with Bar	Weight	Air Connection	Hose ID
For Underwater Use, with brake - depths up to 33 ft. (10 meters)						
5 1028 0010	4 HP, 90 PSI @ 92 CFM	17"	33"	25 lbs.	3/4" NPT (ID)	5/8"
5 1028 0020	4 HP, 90 PSI @ 92 CFM	21"	37"	28 lbs.	3/4" NPT (ID)	5/8"
5 1028 0040	4 HP, 90 PSI @ 92 CFM	25"	41"	31 lbs.	3/4" NPT (ID)	5/8"
For Cutting Plastic, with brake and water feed system						
5 1027 0010	4 HP, 90 PSI @ 92 CFM	17"	33"	25 lbs.	3/4" NPT (ID)	5/8"
5 1027 0020	4 HP, 90 PSI @ 92 CFM	21"	37"	28 lbs.	3/4" NPT (ID)	5/8"
5 1027 0040	4 HP, 90 PSI @ 92 CFM	25"	41"	31 lbs.	3/4" NPT (ID)	5/8"
5 1027 9100	Pipe clamp for straight cutting of plastic					
For Cutting Wood, with brake						
5 1026 0010	4 HP, 90 PSI @ 92 CFM	17"	33"	25 lbs.	3/4" NPT (ID)	5/8"
5 1026 0020	4 HP, 90 PSI @ 92 CFM	21"	37"	28 lbs.	3/4" NPT (ID)	5/8"
5 1026 0040	4 HP, 90 PSI @ 92 CFM	25"	41"	31 lbs.	3/4" NPT (ID)	5/8"
For Underground/Coal Mining Use, with brake						
5 1029 0010	4 HP, 90 PSI @ 92 CFM	17"	33"	25 lbs.	3/4" NPT (ID)	5/8"
5 1029 0020	4 HP, 90 PSI @ 92 CFM	21"	37"	28 lbs.	3/4" NPT (ID)	5/8"
5 1029 0040	4 HP, 90 PSI @ 92 CFM	25"	41"	31 lbs.	3/4" NPT (ID)	5/8"

Chain Saw Chains and Bars

Other lengths available. Contact CS Unitec for more information.

Standard Saw Chain

Model No.	Description
5 1005 9910	10"
5 1007 9915	15"
5 1007 9930	17"
5 1007 9935	21"
5 1007 9940	25"



Armor Tip Chain Saw Bars

Model No.	Description
5 1005 7160	11" Bar
5 1005 7115	15" Bar
5 1005 7120	17" Bar
5 1005 7130	21" Bar
5 1007 7140	25" Bar



Ripping Saw Chain

Model No.	Description
5 1007 93BR	15" (for cutting polyethylene and plastics)
5 1007 96BR	17" (for cutting polyethylene and plastics)
5 1007 98BR	21" (for cutting polyethylene and plastics)
5 1007 99BR	25" (for cutting polyethylene and plastics)

Carbide-Tipped Saw Chain

Model No.	Description
5 1005 CC10	10"
5 1007 CC15	15"
5 1007 CC20	17"
5 1007 CC40	21"
5 1007 CC60	25"
5 1007 CCBK	Bulk (100 ft.). For 5 1007 series models

Carbide-Tipped Saw Chain for ACH Models

Model No.	Description
5 1005 CC12	12" for model ACH000-12
5 1005 CC14	14" for model ACH000-14
5 1005 CC16	16" for model ACH000-16

Caution: User must follow all appropriate safety regulations when choosing a tool for their particular working environment.

Underwater and Specialty Tools - Hydraulic & Air

Air Chain Saws for Hazardous Atmospheres and Wet Environments

Low maintenance and easy startup

- Pneumatic power for use in hazardous atmospheres and wet environments, including underwater applications
- Chain guard to protect operator
- Powerful 4 HP motor
- Saw chain and motor are automatically oiled by two separate lubricating systems
- .404 pitch Super Chisel saw chain is standard
- Optional carbide-tipped and ripping chain available



Series 5 1008:
Underwater chain saw
with exhaust valve



*Air Tool Line
Conditioner for
underwater air tools
to displace moisture.
Inhibits rust and
corrosion of air motors.
5 liters. Order P/N
9109.*

Model No.	Power	Cutting Capacity	Length w/ Bar	Weight	Air Connection	Hose ID
For Underwater Use*						
5 1008 0030	4 HP, 90 PSI @ 92 CFM	21"	37"	29 lbs.	3/4" NPT (ID)	5/8"
5 1008 0040	4 HP, 90 PSI @ 92 CFM	25"	41"	31 lbs.	3/4" NPT (ID)	5/8"
For General Use						
5 1007 0003	4 HP, 90 PSI @ 92 CFM	15"	29"	22 lbs.	3/4" NPT (ID)	5/8"
5 1007 0010	4 HP, 90 PSI @ 92 CFM	17"	33"	25 lbs.	3/4" NPT (ID)	5/8"
5 1007 0020	4 HP, 90 PSI @ 92 CFM	21"	37"	28 lbs.	3/4" NPT (ID)	5/8"
5 1007 0040	4 HP, 90 PSI @ 92 CFM	25"	41"	31 lbs.	3/4" NPT (ID)	5/8"



Hydraulic Chain Saw with Brake

Ideal for Industrial, Subsea, Mining, Utility, Demolition and Construction applications, including Ex Zones and Hazardous Environments



ATEX Certified




- Hydraulic power: safe use in wet environments and underwater applications
- Chain brake for stopping chain movement during kickback
- Open center hydraulic system with integrated pressure control
- Powerful 10 HP motor operates at 12 GPM at 2000 PSI
- Standard with .404 pitch Super Chisel saw chain
- Optional carbide-tipped saw chain available

Model No.	Power	Cutting Capacity	No-Load Speed	Hose ID
5 1030 0002	10 HP, 12 GPM @ 2000 PSI	11"	5000 RPM	5/8"
5 1030 0300	10 HP, 12 GPM @ 2000 PSI	15"	5000 RPM	5/8"
5 1030 0010 N	10 HP, 12 GPM @ 2000 PSI	17"	5000 RPM	5/8"
5 1030 0020 N	10 HP, 12 GPM @ 2000 PSI	21"	5000 RPM	5/8"
5 1030 0040 N	10 HP, 12 GPM @ 2000 PSI	25"	5000 RPM	5/8"
5 1030 0060	10 HP, 12 GPM @ 2000 PSI	28"	5000 RPM	5/8"
5 1030 0070	10 HP, 12 GPM @ 2000 PSI	40"	5000 RPM	5/8"

* Includes whip hose with 1/2" FF couplings



Optional Splash Guard
P/N 5 1030 9100



**Clamp for cutting
up to 27" pipe**
P/N 5 1030 9300

Utility Pneumatic Chain Saw

- Ideal all-purpose air chain saw – compact, lightweight and powerful
- Only 5.4 lbs., 10" capacity
- Ideal for utilities, mines, construction and agriculture



Model 5 1005 0010 – 10" cutting capacity
Includes built-in chain oiler and chain brake

Model 5 1005 0010

Power	1.2 HP 90 PSI @ 30 CFM
Cutting Capacity	10"
Length	21"
Weight	5.4 lbs.
Air Connection	1/4" NPT (ID)
10" Armor Tip Bar, order p/n 5 1005 7111	
Standard Saw Chain, order p/n 5 1005 9910	
Carbide-Tipped Chain, order p/n 5 1005 CC10	

Caution: User must follow all appropriate safety regulations when choosing a tool for their particular working environment.

Underwater and Specialty Tools - Hydraulic & Air

Ideal for Industrial, Subsea, Mining, Utility, Demolition and Construction applications, including Ex Zones and Hazardous Environments

Portable Magnetic Drills – Pneumatic

Holes up to 2-1/16" dia.



- Inherently safer than electromagnetic drills in hazardous atmospheres and wet environments where electricity requires "hot work permits"
- Industry's first completely air-operated magnetic drill –NO ELECTRICITY!
- Fail-safe permanent magnetic is activated "on" and "off" by air pressure; if air flow is lost, the magnet will not disengage
- Long drill stroke –up to 10-1/4"
- Pressurized coolant system lubricates cutter and reduces risk of sparking



Model AB-4300-2 / AB-4300-2R Specifications

Motor Power	1.6 HP, 64 CFM @ 90 PSI
Hole Capacity	2 1/16" dia.
No Load Speed	400 RPM
Magnetic Force (1" plate)	1600 lbs.
Arbor Bore	3/4" Weldon Shank
Automatic Lubrication	Included

Drill with 4-7/8" stroke:
Order Model **AB-4300-2**

Drill with 10-1/4" stroke:
Order Model **AB-4300-2R**



With a geared chuck adapter (Part No. IBC 18) and extra rack (Model No. AB-4300-2R), AIRBOR™ easily converts to a standard drill press with a 7 1/2" stroke.

Visit www.csunitec.com for annular cutters and accessories

Portable Magnetic Drills – Hydraulic

Holes up to 4" dia., tap up to 1" dia.

- Hydraulic motor safe for underwater use
- Ideal for industrial, construction, marine and mining applications
- Drill structural steel and other metals
- Manually operated permanent magnet with ratchet control



Model HB 4400

Motor Power	1.5 HP, 4.5 GPM @ 2000 PSI
Hole Capacity	2 1/16" dia.
No Load Speed, var.	0-630 RPM
Magnetic Force (1" plate)	1300 lbs.
Arbor Bore	3/4" Weldon Shank
Automatic Lubrication	Included



Drill with Wide Base:
Order Model **2 1345 0020**

Drill with Standard Base:
Order Model **2 1345 0010**



Models 2 1345 0020 and 2 1345 0010

Motor Power	3.4 HP, 4.3 GPM @ 2000 PSI
Stroke	12"
Hole Capacity	4" dia.
Tapping Capacity	1" dia.
No Load Speed, var.	40-250 RPM
Magnetic Base Size	12-4/5" L x 7-1/2" W (2 1345 0020) 11-11/16" L x 4" W (2 1345 0010)
Magnetic Force (1" plate)	3306 lbs. (2 1345 0020) 1874 lbs. (2 1345 0010)
Arbor Bore	3/4" Weldon Shank
Spindle	MT3
ATEX Certification	II2GExhIIBT5Gb
Automatic Lubrication	Included



Pipe Clamp – Model 2 1330 8500

Optional clamp allows right angle drilling of steel, cast iron, cement and plastic pipes up to 19-1/2" dia.



Extension chains available for pipes up to 43-1/4" dia.
P/N 5 1201 9030* – For pipes up to 31-1/2" (800mm)
P/N 5 1201 9020* – For pipes up to 43-1/4" (1100mm)
* 2 pieces needed for one clamp

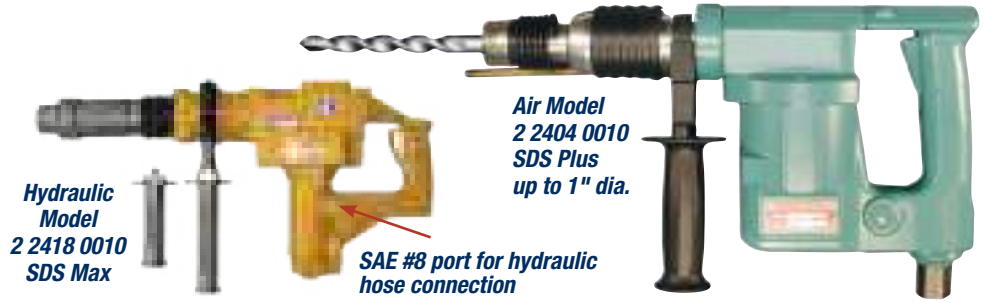
Caution: User must follow all appropriate safety regulations when choosing a tool for their particular working environment.

Underwater and Specialty Tools - Hydraulic & Air

Rotary Hammer Drills – Pneumatic and Hydraulic

Powerful percussion drilling for concrete and masonry

- SDS Plus or SDS Max models
- Safety clutch protects against overloading and jamming
- Hammer drill holes in concrete, brick and masonry
- Rotary drilling mode for straight drilling of steel and wood
- Open center hydraulic standard, closed center optional



1/2" chuck with SDS+ shank: Part No. 2 2409 8999
 1/2" chuck with SDS Max shank: Part No. XRDCMKL 12

Pneumatic Hammer Drill Model No.	Blows/Minute (BPM)	Drill Speed (RPM)	Solid Bit Capacity (concrete)	Core Bit Capacity (concrete)	Twist Drill (wood)	Motor Power (HP)	CFM at 90 PSI	Tool System	Weight (lbs.)
2 1266 0010	0-2000	0-950	1/2" dia.	1" dia.	3/8" dia.	0.75	21	1/2" Chuck	7
2 2404 0030*	0-3000	0-625	1" dia.	3" dia.	3/4" dia.	0.70	21	SDS Plus	11
2 2417 0010	0-2500	0-250	2" dia.	6" dia.	1 1/4" dia.	1.60	53	SDS Max	26



* Underwater model with exhaust valve port pointing away from user's work area and line of sight. Optional underwater air tool line conditioner to displace moisture, Part No. 9109 (5 liters).

Hydraulic Hammer Drill Model No.	Blows/Minute (BPM)	Drill Speed (RPM)	Solid Bit Capacity (concrete)	Core Bit Capacity (concrete)	Twist Drill (wood)	Motor Power (HP)	Oil Flow @ 1160 PSI	Tool System	Weight (lbs.)
2 2426 0010**	0-3400	0-625	1" dia.	3" dia.	3/4" dia.	0.8	5.8-13.2 GPM	SDS Plus	15
2 2418 0010	0-2500	0-250	2" dia.	6" dia.	1 1/4" dia.	1.8	2.6-13.2 GPM	SDS Max	11
2 2418 0020	Same as 2 2418 0010 above. Includes 2 2406 9700 Pressure Reducing Valve for 2000 PSI.								


Hydraulic Hammer Drills operate at hydraulic pressures of 1160 PSI max. Pressure reducing valves are available to reduce pressure from 2000 PSI or 5000 PSI. Available with optional closed center. Hydraulic Hammer Drills supplied with whip hoses and flush face couplers.

** Pressure relief valve is built into the handle

Woodboring Drills

Heavy-duty power for drilling wood in marine timbers, underwater use and railroad repair work

- Thrust bearing support for long life and efficient operation
- Lever throttle and durable spur gearing
- Breast plate and dead handle included
- Includes 1/2" NPT threaded exhaust port
- Recommended hose size: 1/2"
- 1/2" ID air inlet thread
- Use underwater with Air Tool Line Conditioner



Accessories and woodboring drill bits from 1/2" dia. to 1 1/2" dia. in lengths from 12" to 36"



Specifications	Model 2 1903 0010	Model 2 1924 0010	Model 2 1932 0010 N
Capacity in Wood	1" Diameter	2" Diameter	3" Diameter
Motor Power	2 HP	3 HP	3 HP
Air Consumption: 39 CFM @ 90 PSI			
Chuck Style	1/2" Woodboring	1/2" Woodboring	1/2" Woodboring
Spindle	Stub Taper	#2 Morse Taper	#3 Morse Taper
Free Speed	750 RPM	700 RPM	380 RPM
Weight	14 1/2" lbs.	24 3/4" lbs.	24 3/4" lbs.
Optional Geared Drill Chuck	Part No. DE-99C	Part No. IBC 22 (MT2)	Part No. IBC 21 (MT3)

Caution: User must follow all appropriate safety regulations when choosing a tool for their particular working environment.

Underwater and Specialty Tools - Hydraulic & Air

Circular Saws – Pneumatic

7-1/2" dia. Heavy-Duty Air Circular Saw

Cut up to 2-1/2" depth at 90° and 1-1/2" at 45°

Air power ideal for petrochemical, marine, demolition and fabrication industries



1.7 HP
Air Motor

- Heavy-duty, ideal for wet and dirty conditions
- Pneumatic power eliminates burn out from stalls
- 7-1/2" max. blade capacity
- D-handle design with inside trigger and safety lock to prevent accidental starting



Carbide-Tipped Blade for General Use, 7" dia. (180MM)
P/N 9 2503 0120 36T, to cut metal, plastics and wood.



Diamond Blade for Concrete, 7" dia. (180MM)
P/N 37443000, to cut concrete and masonry.

7-1/2" dia. Heavy-Duty Air Circular Saw

Order No.	5 1116 0020
Motor Power	1.7 HP (1.3 kW)
Blade Diameter	7-1/2" (190mm)
Max. Depth of Cut	2-1/2" at 90° / 1-1/2" at 45°
Speed (Free)	3,200 RPM
Air Consumption	53 CFM at 90 PSI
Air Connection	1/2" NPT
Vibration	<2.5 m/s ²
Length, Weight	13-1/2", 19 lbs.

* Model 5 1116 0020 also accepts 7-1/4" dia. blades
Standard equipment includes rip fence and blade wrench. Blade not included.

9" dia. Air Circular Saw for 90° and 45° Cuts

Dry cut up to 3-1/4" depth and 3/8" thick steel plate



ATEX Certified



2 HP Air Motor

- Cut steel, nonferrous metal, plastic, grating, composite and corrugated materials
- Cuts at 90° and 45° angles
- Ideal for petrochemical, marine, demolition and fabrication applications



9" dia. Air Circular Saw for 90° & 45° Cuts

Order No.	5 1115 0020 N
Motor Power	2 HP (1.5 kW)
Blade Diameter	9"
Max. Depth of Cut	3-1/4" at 90° / 2-1/8" at 45°
Speed (Free)	1,700 RPM
Air Consumption	71 CFM at 90 PSI
Air Connection	1/2" NPT
Vibration	<2.5 m/s ²
Weight	19 lbs.

Standard equipment includes an impact-resistant carrying case and Ultra-Thin LBS blade (P/N 722-23060).

Dry Cutting TCT Saw Blades



Part No.	Teeth	Thickness
722-23060*	60	.055"

* Standard with Model 5 1115 0020 Pneumatic Metal Saw.


Tungsten Carbide-Tipped Dry Cutting Blades, 9" dia., .073" thick for Model 5 1115 0020

P/N 721-23048, 48T, for standard use
P/N 721-23060, 60T, for aluminum

P/N 721-23068, 68T, for thin-wall metal
P/N 721-23084, 84T, for sheet metal

12-5/8" dia. Air Circular Saw for 90° and 45° Cuts

Cut I-beams, 3/8" thick steel plate, insulation boards, sandwich panels, aluminum, plastics and more



- Powerful 2.4 HP motor for demanding applications
- Cuts 3/8" thick steel plate and up to 4-3/4" in other materials
- Suction nozzle and internal chip collector
- D-handle design with inside trigger and safety lock to prevent accidental starting
- Ideal for steel construction, demolition and more
- Optional guide rail with clamping system (p/n 608275 SET)



Carbide-Tipped Blades for General Use

Part No. 608276 (included): 12-5/8", 84T, for metal, plastics and wood
Part No. 608276SI: 12-5/8", 84T, for stainless steel - blade specially coated, increasing cutting life by 2.5X



Diamond Blade for Concrete

Part No. 734906: 12", Diamond blade for cutting concrete and masonry

12-5/8" dia. Air Circular Saw

Order No.	5 1117 0020 N
Motor Power	2.4 HP (1.8 kW)
Blade Diameter	12-5/8"
Max. Depth of Cut	4-3/4" (steel) 4" (concrete)
Speed (Free)	1,200 RPM
Air Consumption	71 CFM at 90 PSI
Air Connection	1/2" NPT
Vibration	<2.5 m/s ²
Weight	24 lbs.

Caution: User must follow all appropriate safety regulations when choosing a tool for their particular working environment.

Circular Saws – Hydraulic



ATEX Certified



7-1/2" dia. Heavy-Duty Hydraulic Circular Saw for Concrete and Metal

ATEX Certified - Ideal for use in EX Zones and underwater applications



Designed for underwater/subsea use, this heavy-duty hydraulic circular saw can also be used in standard cutting applications. The 5 1128 0010 uses up to 7-1/2" blades for cutting concrete and metal, with a maximum 2-1/2" depth of cut. With miter capability up to 45° this saw can be used for a wide range of cutting applications.

- Ideal for marine and underwater environments
- Cuts up to 2-1/2" depth at 90° and 1-1/2" depth at 45°
- D-handle design with inside trigger and safety lock to prevent accidental starting




7-1/2" dia. Heavy-Duty Circular Saw

Order No.	5 1128 0010
Motor	3.1 HP (2.3 kW), 5.25 GPM at 2000 PSI
Blade Diameter	7-1/2" (190mm)
Max. Depth of Cut	2-1/2" at 90° / 1-1/2" at 45°
Speed (Free)	3,200 RPM
Arbor Size	5/8", 3/4", 1.2" (16, 19, 20, 30 mm)
Couplings	1/2" FF (HTMA)
Vibration	<2.5 m/s ²
Weight	22.5 lbs.



Carbide-Tipped Blade for General Use, 7" dia. (180MM)

P/N 9 2503 0120 36T, to cut metal, plastics and wood.



Diamond Blade for Concrete, 7" dia. (180MM)

P/N 37443000, to cut concrete and masonry.

* Model 5 1128 0010 saw also accepts 7-1/4" dia. blades. Standard Equipment includes rip fence and blade wrench. (Note: blade not included)

12-5/8" dia. Heavy-Duty Hydraulic Circular Saw for Concrete and Metal

ATEX Certified - Ideal for use in EX Zones and underwater applications



ATEX Certified



Designed for underwater/subsea use, this heavy-duty hydraulic circular saw can also be used in standard cutting applications. The 5 1127 0010 circular saw uses up to 12-5/8" blades for cutting concrete and metal, with a maximum 4-3/4" depth of cut. Ideal for a wide range of cutting applications from cutting I-beams, 3/8" thick steel plate, insulation boards, sandwich panels, aluminum, plastics and more.

- Ideal for marine and underwater environments
- 4-3/4" Max. depth of cut
- D-handle design with inside trigger and safety lock button to prevent accidental starting



12-5/8" dia. Heavy-Duty Circular Saw

Order No.	5 1127 0010
Motor	3.1 HP (2.3 kW), 5.25 to 6 GPM at 2000 PSI
Blade Diameter	12-5/8" (320mm)
Max. Depth of Cut	4-3/4" (steel) 4" (concrete)
Speed (Free)	1,800 RPM
Arbor Size	1" (25.4 mm)
Couplings	1/2" FF (HTMA)
Vibration	<2.5 m/s ²
Weight	27 lbs.

Standard equipment includes a saw blade (Part No. 608276).



Carbide-Tipped Blades for General Use

Part No. 608276: 12-5/8", 84T, for cutting metal, plastics and wood

Part No. 608276SI: 12-5/8", 84T, for stainless steel - blade specially coated, increasing cutting life by 2.5X



Diamond Blade for Concrete

Part No. 734906: 12", Diamond blade for cutting concrete and masonry

Caution: User must follow all appropriate safety regulations when choosing a tool for their particular working environment.

Underwater and Specialty Tools - Hydraulic & Air

Ideal for Industrial, Subsea, Mining, Utility, Demolition and Construction applications, including Ex Zones and Hazardous Environments

Diamond Core Drills - Hydraulic and Pneumatic

Drill holes up to 12" in concrete, reinforced concrete and asphalt

- Rugged 3-speed gearbox with mechanical slip clutch
- Ideal for heavy-duty drilling in wet and underwater environments



Model
2 1317 0030



Hydraulic Core Drill Model No.	Motor Power	Max. Drilling	Speed (RPM)	Oil Flow/ 2000 PSI	Weight (lbs.)	Stand
2 1317 0030	3.6 HP	3" dia.	380/900/ 1800	6 GPM	16	Motor only
2 1317 0030 SA	3.6 HP	6" dia.			47	Anchor Stand
2 1317 0030 SV	3.6 HP	6" dia.			49	Anchor Stand & Vacuum Pump
2 1327 0010 SA	4.2 HP	12" dia.	380/900/ 1800	6 GPM	69	Anchor Stand
2 1327 0010 SV	4.2 HP	12" dia.			82	Anchor Stand & Vacuum Pump

Note: Hand-held core drills are intended up to a max. of 3" dia. for hand-held drilling or up to 6" dia. with a stand.

Pneumatic Core Drill Model No.	Motor Power	Max. Drilling	Speed (RPM)	CFM @ 90 PSI	Weight (lbs.)	Stand
2 1333 0010	2.1 HP	3" dia.	400/900/ 1600	77	18	Motor only
2 1333 0010 SA	2.1 HP	6" dia.			49	Anchor Stand
2 1333 0010 SV	2.1 HP	6" dia.			51	Anchor Stand & Vacuum Pump
2 1335 0010	3.8 HP	3" dia.	300/700/ 1350	123	21	Motor only
2 1335 0010 SA	3.8 HP	6" dia.			52	Anchor Stand
2 1335 0010 SV	3.8 HP	6" dia.			54	Anchor Stand & Vacuum Pump
2 1328 0050 SA	3.8 HP	12" dia.	300/700/ 1350	123	66	Anchor Stand
2 1328 0050 SV	3.8 HP	12" dia.			72	Anchor Stand & Vacuum Pump

Note: Hand-held core drills are intended up to a max. of 3" dia. for hand-held drilling or up to 6" dia. with a stand.



Model 2 1328 0050 SA

ATEX Certified

For use in hazardous environments and ATEX and Ex Zones

Impact Wrenches - Pneumatic and Hydraulic

Ideal for tightening and removing bolts and screws up to 1-1/8"

- Applications include industrial, mining, assembly and subsea
- High torque, best power-to-weight ratio



6 1520 0010
1" Hydraulic Impact Wrench
1840 ft.-lbs. torque



Non-Sparking Impact Sockets also available

6 1515 0010
3/4" Hydraulic Impact Wrench
1220 ft.-lbs. torque



Pneumatic Impact Wrench Model No.	Description	Max. Bolt Size	Tightening Torque (Hard)	Weight
6 1316 0070	3/4" Square Drive	1-1/8" (M 30)	995 ft.-lbs.	12.3 lbs.
6 1316 0060	1" Square Drive	1-1/8" (M 30)	995 ft.-lbs.	13.6 lbs.

Hydraulic Impact Wrench Model No.	Description	Max. Bolt Size	Tightening Torque (Hard)	Weight
6 1515 0010	3/4" Square Drive	1" (M 27)	1220 ft.-lbs.	18.1 lbs.
6 1520 0010	1" Square Drive	1-3/8" (M 36)	1840 ft.-lbs.	25.0 lbs.



Caution: User must follow all appropriate safety regulations when choosing a tool for their particular working environment.

Underwater and Specialty Tools - Hydraulic & Air

Underwater Hydraulic Angle Grinder

Works with grinding wheels up to 7" dia.

- For use with a variety of wheels, brushes and attachments
- 5,500 RPM at 5.25 GPM



Model 1 1585 0010

Motor Power	1.3 HP
Speed	5500 RPM
Weight	16.72 lbs.
Throttle Type	Lever
Grinding Wheels	Up to 7"

Underwater Hydraulic Horizontal Grinder

Fits grinding discs up to 7-3/4" dia.

- Safety lever control with starting lock for improved user safety
- 7,000 RPM at 5 GPM
- Extensions available up to 19"
- Works with straight grinding wheels, carbide burrs, wire brushes, cones and plugs



Model 1 1580 0060 N

Motor Power	1.3 HP
Speed	7000 RPM
Weight	18.25 lbs.
Throttle Type	Lever
Grinding Wheels	Straight Type

Includes 5/8" x 11 adapter (1 1580 9060) and flange (1 1307 8030) for adapting to different grinding wheel types

Underwater Hydraulic Peanut Die Grinder

Works with cutting wheels up to 4" dia. and carbide burrs

- Safety lever control with starting lock for improved user safety
- 11,500 RPM with flow range from 2.6 to 7.9 GPM



Model 1 5080 0020

Motor Power	1.0 HP
Speed	11,500 RPM
Weight (without hoses)	3.5 lbs.
Throttle Type	Lever
Collet	1/4"
Pressure Relief	2000 PSI (140 bar)

Underwater Hydraulic Vertical Grinder

For grinding discs up to 9" dia.

- Wide safety lever control with starting lock for improved user safety
- Protective shroud rotates 360°
- 3,600 RPM at 12 GPM
- Ergonomic primary handle and removable second handle for added stability

Model 1 2060 0010

Motor Power	4.75 HP
Speed	3,600 RPM
Weight	12.75 lbs.
Throttle Type	Lever
Grinding Wheels	Up to 9"
Connections	3/4" - 16 UNF



Power Packs

Hydraulic Power Unit

Model P95

- Ideal for use with our hydraulic power tools
- Delivers 5 GPM or 8 GPM at 2000 PSI
- Easy to move with lift and latch handle
- Weighs 330 lbs.
- 18 HP gas engine



Hydraulic Power Unit is available with gas, electric or diesel engines. Contact us for more information.

AirPac Dryer/Cleaner

Model CSAP-2

- Removes moisture and dirt from air lines; float valve automatically ejects water and dirt
- Includes automatic oiler; protects tools from freezing in cold environments
- Eliminates air motor downtime caused by water and dirt
- Connections for two tools; max. air flow 185 CFM



Air Tool Lubricant

*ProLube-ATL
P/N CS 7043-001 (gallon)*

Air Tool Lubricant with Anti-Freeze

*ProLube-ATL/AF
P/N CS 7049-001 (gallon)*

Air Tool Line Conditioner/Cleaner

For use in underwater air tools – displaces moisture and inhibits rust and corrosion of air motors – P/N 9109 (5 liters)

Service Unit / Lubricator / Regulator

Model 9 2406 0630 (1/2" NPT)

Model 9 2406 0650 (3/4" NPT)

- Portable filter, pressure regulator and lubricator
- Maintains constant downstream pressure for consistent tool operation
- Air pressure adjustable from 0-140 PSI
- Filter collects condensate, scale, rust, etc.
- Maximum air volume: 125 CFM
- Durable steel enclosure protects the unit



Underwater and Specialty Tools - Hydraulic & Air

Ideal for Industrial, Subsea, Mining, Utility, Demolition and Construction applications, including Ex Zones and Hazardous Environments

Hydraulic Pistol Grip Saw and Pole Saw

Versatile, lightweight saw for utility and maintenance



**Model ACH000
Pistol Grip Saw
(above/right)**



**Model ACS-70
Pole Saw
(above/right)**



- Up to 6.5 HP, high-torque gear motor
- Open/closed hydraulic system
- Pistol grip with safety trigger lock and insulated handle
- Patented spool system eliminates heat generation, for safer operation
- Ideal for use in utilities, mines, construction and agriculture
- Pole saw models ACS-70 and ACS-80 feature non-conductive fiberglass pole for long reach (overall lengths: ACS-70 - 6.5'; ACS-80 - 7.5')
- Models ACS-70 and ACS-80 approved for live line work

Model ACH000-12 - Pistol Grip Saw

Motor Power	Up to 6.5 HP
Handle	Pistol Grip
Motor Specifications	Oil Flow: 3-8 GPM @ 2000 PSI
Overall Length (w/bar)	23"
Bar Length	12" (14" and 16" optional*)
Weight	5.8 lbs.
Hose Connection	3/8" JIC 37°

*For 14" bar, order no. ACH000-14; for 16" bar, order no. ACH000-16

Model ACS-70 - Pole Saw

Motor Power	Up to 6.5 HP
Handle	Pistol Grip
Motor Specifications	Oil Flow: 3-8 GPM @ 2000 PSI
Overall Length (w/bar)*	77"
Bar Length	12" (14" and 16" optional)
Weight	8.8 lbs.
Hose Connection	3/8" JIC 37°

*For 7.5 ft. overall length, order no. ACS-80

Also Available from CS Unitec

CS Unitec, Inc. specializes in industrial power tools and safety tools for construction and industry.

Innovation and high quality are synonymous with CS Unitec's power tools. In 1991, the company invented the first pneumatic portable band saw. CS Unitec has added to its list of industry firsts with the widest range of portable magnetic drills and hand-held concrete core drills. The line also includes surface preparation tools for metal, concrete and masonry, air, electric and hydraulic portable band saws, reciprocating saws, hacksaws, nut runners, rotary hammer drills, rolling motors, non-sparking safety tools, portable mixers and dust extraction vacuum systems.


For tool specifications and ATEX and Ex Zone information, visit www.csunitec.com.

Call 1-800-700-5919 or 203-853-9522 to request any of the catalogs shown below.



Contractor Tools:

Surface Preparation Tools, Concrete Grinders, Dust Collection Systems, Diamond Core Drills, Air Concrete Saws and more



Metalworking Tools:

Surface Preparation Tools, Dust Collection Systems, Dry Cutting Portable Saws, Portable Magnetic Drills, Bridge Reamers and more



Non-Sparking Hand Tools:

Non-Sparking Hand Tools Power Tools for use in Ex Zones, ATEX Zones and Hazardous Environments



View demo videos at www.csunitec.com



CS UNITEC, Inc. 22 Harbor Avenue, Norwalk, CT 06850
4330 Center St., Deer Park, TX 77536
Phone 800-700-5919 • 203-853-9522 • Fax 203-853-9921
Email info@csunitec.com • www.csunitec.com

 View product demonstrations at www.csunitec.com.

ALL SPECIFICATIONS ARE SUBJECT TO CHANGE

© Copyright 2022, CS Unitec, Inc., 3-2022