

Walking Bass

<https://www.youtube.com/watch?v=F8fvQI-pgHg>

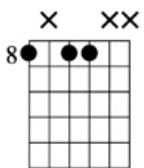
B \flat 7 **E \flat 7** **B \flat 7** **Fm7** **B \flat 7**

TAB
7 7 6 6 5 8 7 5 6 6 5 4 6 5 6 7 8 8 6 7 8 6 7

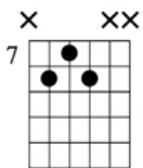
E \flat 7 **Edim** **B \flat 7** **D \flat** **G7**

TAB
6 5 6 4 6 6 7 6 5 6 4 5 6 7 6 5 8 9 10 10 10 11 10 10

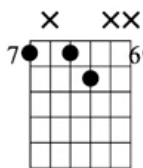
Cm7



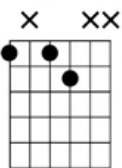
F7



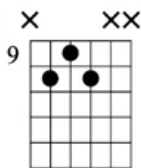
B7



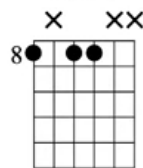
Bb7



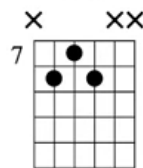
G7




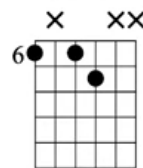
Cm7



F7



Bb7

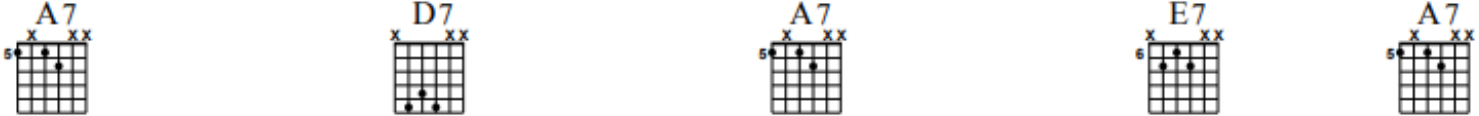


Jazz Blues - Walking Bass

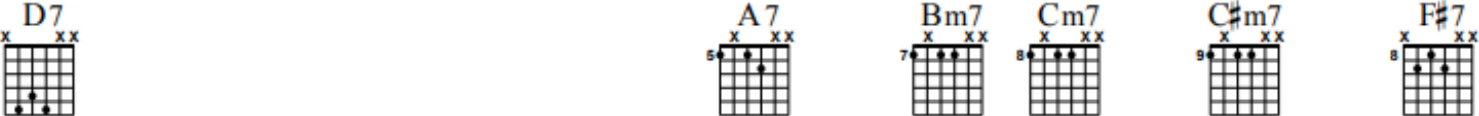
garretsguitarlessons.com

Key of: A

Ac. Guitar

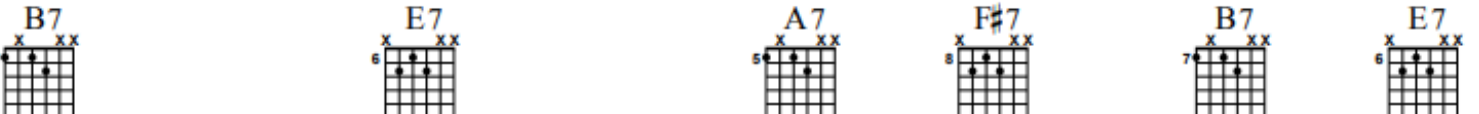


5



5

Ac. Gt.



9

Ac. Gt.

Detailed description: This sheet music provides a walking bass line for an acoustic guitar in the key of A major. It consists of three systems, each with a guitar chord diagram and a corresponding musical staff. The first system covers measures 1-5, the second covers measures 6-10, and the third covers measures 11-15. The key signature is one sharp (F#), and the time signature is 4/4. The bass line is written on a standard six-string guitar staff, with the top line representing the treble clef and the bottom line representing the bass clef. The notes are indicated by numbers 1-9 on the staff lines. The chord diagrams show the fretting for each chord, with 'x' indicating muted strings and dots indicating finger positions. The first system uses A7, D7, A7, E7, and A7. The second system uses D7, A7, Bm7, Cm7, C#m7, and F#7. The third system uses B7, E7, A7, F#7, B7, and E7.