

Palouse Doodles Puppy Tips



We are so happy you have chosen to buy a puppy from us, and we want to prepare you for your little one's arrival!

How do I Prepare?

Veterinarian

1. Make an appointment with your veterinarian for pups ***second round*** of vaccinations. These should be given at 11 weeks of age. Their first round is given at 7-8 Weeks. Here is a recommended schedule from one of my good friends who has been a breeder for 30 years: [Vaccine Checklist](#).

Your puppy has had a 5-way vaccine.

Indications: This product has been shown to be effective for the vaccination of healthy dogs 6 weeks of age or older against *canine distemper virus (CDV)*, *infectious canine hepatitis (CAVI)*, *canine adenovirus type 2 (CAV2)*, *canine parainfluenza (CPIV)*, and *canine parvovirus (CPV)*.




2. When you pick up your puppy, we will have his vaccine record for you to give to your veterinarian.

What Should I Buy to Be Ready for My Pup?

1. Food (& Feedings)

This is what your puppy has been eating. Doodles are picky eaters. If he/she seems to not want to eat, you can mix in the Taste of the Wild wet food with the dry (just a little will help). If you want to do a different dog food, please choose a higher quality one at your local pet store or Tractor Supply, however. Cheaper dog food with dyes will upset their stomach.

They carry this brand at your local Petco.



Puppy Feeding Schedule:

([Puppy Feeding Guide: How Much to Feed a Puppy & More | BeChewy](#))

“Don’t fall into the trap of always leaving food down: This can increase your puppy’s chances of overeating. *(Although your dog should always have access to fresh water up to an hour or two before bedtime.)*”

Most puppies do best with three meals a day until 6 months of age, then switching over to two meals a day. For toy- and ***small-breed dogs, four meals a day until 6 months, then three meals a day may be best.*** Ask your vet about a specific feeding schedule to ensure you’re meeting your dog’s unique needs.”

This is the schedule I would recommend for your pup, including meals, when you bring him/her home (at right).

*Note: Typically, a pup on this schedule AT FIRST will be able to hold themselves from 10-4am. If he / she is restless, take them out to potty.

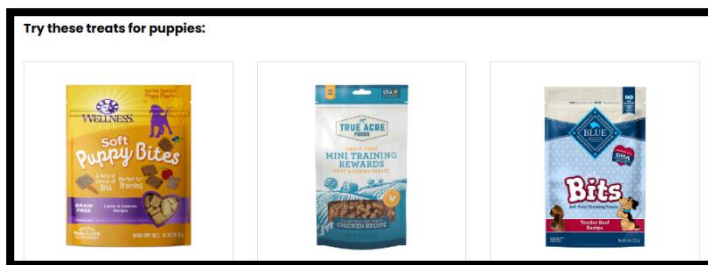
THE PUPPY PLAN	
6:00-8:00 AM	Wake Up / Potty / Breakfast
8:00-10:00 AM	Playtime / Nap
NOON	Potty / Lunch
1:00-3:00 PM	Nap
3:00-5:00 PM	Potty / Playtime
5:00 PM	Dinner
7:00 PM	Water
NO food or drink after this time.	
10:00 PM	Potty / Bedtime!

How Much to Feed Your Pup:

Note: Your puppy is going to be nervous. He/she has not been away from his mother or siblings and is in a new environment. It is VERY common that a puppy won’t eat at first. If that is the case, I suggest getting some of the Whole Hearted wet dog food. Feed this to your pup out of your hand if he/she won’t eat from a bowl. You can find this canned food at Petco

An 8-week-old pup needs to be fed 3-4 times daily, especially as you have a Mini pup. That means they take about 3-4 naps before their last meal. I will attach a suggested schedule.

Weight	Cups (ages 1.5-6 mo.)	Cups (6-1 yr)
3 lbs.	3/4	1/2
6 lbs.	1 1/4	3/4
10 lbs.	1 3/4	1 1/4
15 lbs.	2 1/2	1 2/3
20 lbs.	3	2
30 lbs.	4	2 3/4
40 lbs.	5	3 1/3
50 lbs.	6	4



Puppy Treats: (Petco)

This is great for rewarding good behavior every time they potty outside!

2. Dog Crate or Playpen

These help your pup feel like they have a place of their own.

I would suggest getting a temporary one at a local thrift store (and borax well!) OR get a crate for a dog that will hold a dog up to 35 lbs. that has a divider in it. Pups like a small space to feel comfort. Move the divider as your puppy grows.

When ready, we suggest a wire dog crate that collapses (single door). For example, something like this in the right size on Amazon: [Wire Crate with Divider \(Be sure to pick correct adult size for pup you are getting\)](#)

As you are potty training your pup, think: eat, drink, play, poop, sleep. After your dog eats, drinks, plays, and poops, put him in the kennel to sleep. This way, your pup will be watched while roaming about and then after playing, will learn to rest in his kennel. A quieter place near you but a little more private seems to work the best (an office?). Somewhere that sleeping is possible.

Once your puppy is potty trained, you do not need to kennel him/her as much; however it does help to keep him/her in a habit of finding their kennel as a resting place.

3. Food and water bowls

4. **Collar and ID** - I would suggest a collar from the Dollar Store until full grown. These can get expensive and puppies grow fast. PetSmart has dog ID tags, including the outside tags for Apple IDs. You can get them engraved there. Then, Amazon has Apple ID Tags to stick inside the dog tags (which sometimes brings peace of mind if you don't have a fence).
5. **Harness for Walks or Hikes** - Your pup will appreciate a harness at this age; he/she doesn't know how to walk on a leash, and a harness is a good trainer that won't hurt your pup. Again, Dollar Store has these, too!
6. **Poop Bags** – for walks! & Keep those plastic bags from the grocery store to use with the poop bags.

Note: Speaking of walks, please keep your pup, as much as possible, away from other dogs until they are 5-6 months old (after all vaccines have been administered for first year), especially as you don't know if they are vaccinated. Obviously, this doesn't include your own pups or close family. Be careful of going outside in public places until their vaccinations are complete so that they don't pick up germs from fecal matter, etc.

7. **Dog Bed** – We all love our beds – as will your pup! Put a cozy blanket in his/her kennel and also the soft towel we send home with you that has the mother's and siblings' scents. You will be amazed what a comfort this will be to them. & Don't wash it for awhile! 😊
8. **Toys** – they love rubber balls they can fit in their mouths, chew toys, & DOODLES LOVE STUFFIES. Stuffed animals are such a comfort to them. Your doodle will keep this in his / her mouth all the time.
9. **Bones** – Please do not feed raw hide bones as they can cause problems for dogs. (Research before buying). Bones that won't chip are just fine for your pup.
10. **Calming Aids** - stuffed animal that has a heartbeat? I haven't tried it, but clients have said they work well. Again, the littermate towel we give you.
11. **Paw Cleaner**: It is WET outside, so here is something I am about to order on Amazon for my pups that my niece said has helped her so much. ??? I'm not endorsing this; just throwing out possible solutions to those muddy, wet feet.



https://www.amazon.com/Cleaner-Washer-Buddy-Medium-absorbent/dp/B09WYVX474/ref=sr_1_7?keywords=dog+paw+cleaner&qid=1673487554&sr=8-7

12. **Potty Pads or Pellets** – This is something they have been using as a litter; however, if the weather is warm enough, they have also been going outside. You do not NEED to use these if you are not gone for more than three hours. Puppies should be able to hold themselves while in a kennel if there for 3 hours or less.

13. If you are gone, don't be afraid to use these puppy pads or pellets in a small container/box (ask me for a picture of our setup). Confine your pup to a small area where they can play, drink water, or pee IF you are gone (like 5x5 to start) for more than 3 hours. Otherwise, if gone less time than that, you should be able to crate your pup if you know his/her rhythms. Some pups do get major anxiety from being crated. Listen to your pup. Side note: Don't feel bad for letting him/her sleep in your bed. Doodles love to snuggle.



Here is what our set-up looks like. Puppies are pretty well-trained by 5 weeks to go to the bathroom in the pellets. This helps them transition to your own home. Put the pellets near the door. When they go over to the pellets, let them outside instead! Works amazingly!

Pine Wood Pellet - 40LB



Click to expand

Premium Pine Wood Pellet - 40LB

Save 20% \$9.99 \$7.99


Interest free payments with **four** available on orders \$35.00 - \$1,000.00

ANIMAL BEDDING PELLETS

Nature's by Woodgrain Millwork offers the most absorbent sawdust flakes, shaving, and pellets. Available in a 40lb Bag

14. Finally, I suggest getting the following book, *even if you are getting a Golden Mountain Doodle or Standard Goldendoodle*. This woman has amazing advice for all doodles in general. **One tip I do suggest is NOT to take them on extended walks or runs on hard pavement until finished growing, as it is bad for their knees and hips as they grow and can even contribute to hip dysplasia.**

[Link to Buy Book on Amazon](#)



First Few Weeks Questions and Answers

(courtesy of my breeder friend Corinne Isaak @ Coulee Country Kennel – www.CCKennel.com)

Please remember not to PANIC if your puppy doesn't adjust within 24 hours. It takes a week for them to acclimate. I get most of my "puppy panic calls" within the first week that people have their dog. Puppies go through transition time from leaving their mother, litter mates, and secure environment. They may not eat well or may have loose stools. These tips should help you out.

Simple Puppy Eating

½ cup to ¾ cup 3 to 4 times daily, fresh water, and formula 80z. if necessary. You can also feed them Whole Goat's Milk from the Health Food Section at Fred Meyer. It is in the refrigerated section in a purple container.

Puppy Has Blood in Stool

Watch their stool for a day or two. They can sometimes get blood in their stool after they are wormed. You can also watch for worms. The pups have been wormed, however, please keep an eye on their stool. Blood in stools more than 48 hrs. needs to be checked by a vet. Take stool sample in so they can examine it.

ALSO – reminder to have high quality puppy food with no dyes. This can look like blood, mucous, and weird green colors in their stool (I've seen it from a client's pup).

Puppy Won't Sleep Through Night

He/she will awaken around 3-4 A.M to go potty. After a couple weeks, your puppy will get stronger and probably will sleep through the night. You can get them on your schedule after the adjustment period. They want to please you.

Puppy Cries

Put a toy and a blanket in crate. Don't forget their scented litter blanket. You can also play soft music or put a clock near their crate for noise.

Puppy Won't Obey

Puppies will learn to obey with consistent training. I suggest obedience training. (I would actually like to enroll my husband in one of these courses.) You can start training the day you bring your bundle of joy home.

Puppy is Lethargic

If puppy isn't eating and drinking it tends to make them sluggish. It is important to get them hydrated.

Puppy Vomits

A good tip to get the puppy back to health is to use Pedialyte. Try to encourage them to drink this from their bowl.

Puppy Goes Potty in the House -When they are sniffing around an area, that's your cue to get them out soon. Crate train them at night (or let them sleep with you and be aware of when they get restless) and watch for signs. In 3 weeks, you will be happy you were strict. Also, if a puppy has not gone for awhile and looks like he/she is getting hyper and walking around a lot, you might want to take him/her outside.

Puppy Sleeps too Much - Let them rest! They are like newborn babies. They have a limited amount of energy and will only play for a while. Playtime should be 30 minutes at the beginning and then you can extend it as the days and weeks pass.

Puppy Chewing- A simple trick is to rub some Dial Soap on the items puppy is chewing. One taste of that and the toys and dog dish will seem a lot better! Good luck with your puppy! I have put a great deal of time and energy into making these puppies "owner friendly" and wish you well. If my simple suggestions don't work or medical problems develop in the first few days/weeks/or months please call your vet.