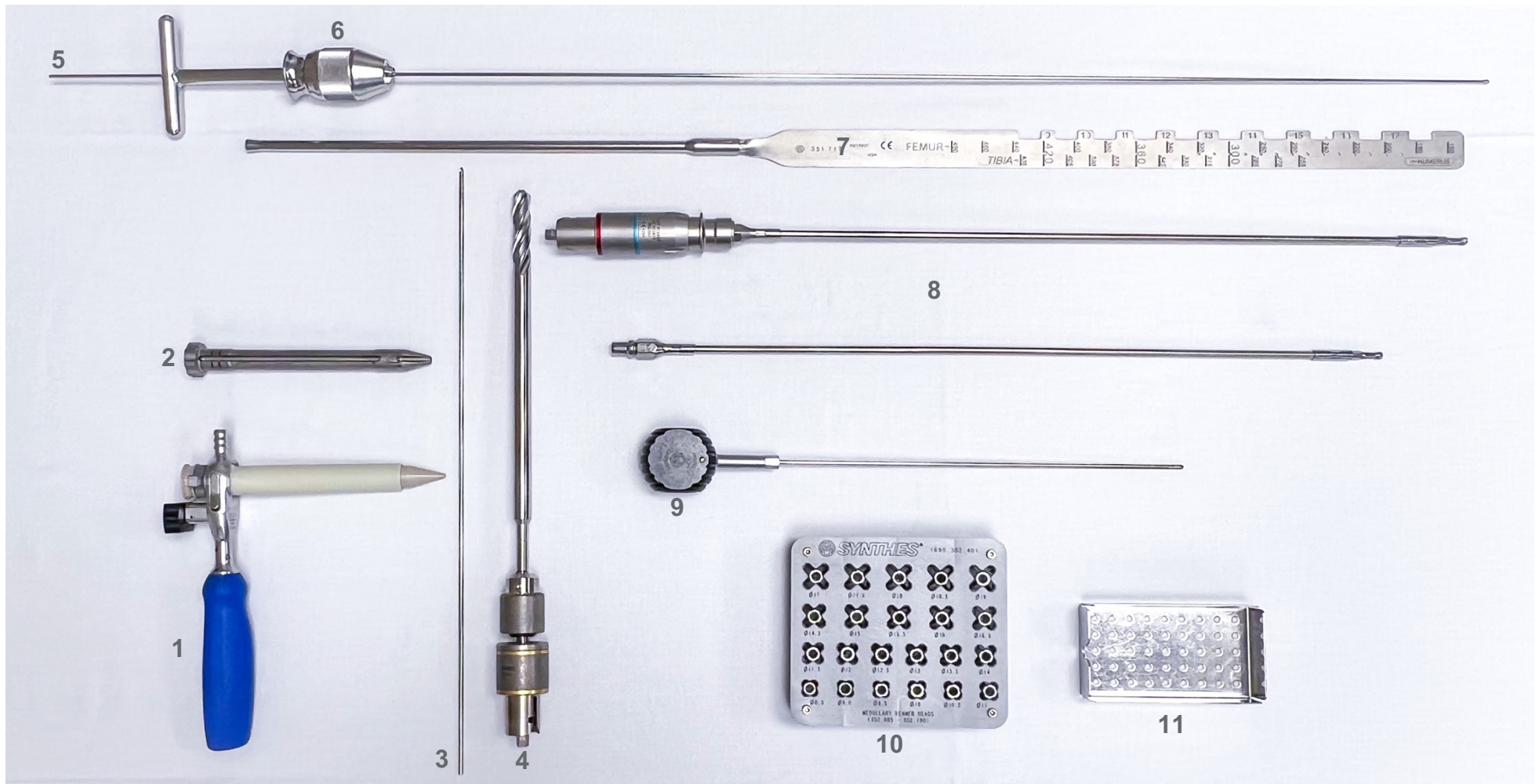


Suprapatellar Tibial Nail Set Up 1




1. Protection Sleeve
2. 3.2 mm Multi Wire Guide
3. 3.2 mm Guide Wire
4. 12.0 mm Cannulated Drill

5. 2.5 mm Ball Tipped Guide Wire
6. T-Handle Chuck
7. Depth Gauge w/ Extension Tube
8. Flexible Reamer Shafts

9. Reaming Rod Push Rod
10. Modular Flexible Reamer Heads
11. Removal Tool

Suprapatellar Tibial Nail Set Up 2



1. Suprapatellar Aiming Arm
2. Tibial Nail on Suprapatellar Insertion Handle
3. Proximal Locking Screw Guides
4. **3.2 mm Drill Bits** for 8 – 9 mm Nails
4.2 mm Drill Bits for 10 – 13 mm Nails

5. Depth Gauge
- Inner piece only for proximal screws
- 2 Pieces assembled for distal screws
6. T25 Screwdriver Shaft
7. T25 Screwdriver

8. **4.0 mm Locking Screws** for 8 – 9 mm Nails
5.0 mm Locking Screws for 10 – 13 mm Nails
9. Ball Hex Screwdriver ("pineapple")

Tibial Nail Implants & Disposables



Protection Sleeve (For Suprapatellar ONLY)



Locking Screws

5.0 mm Locking Screws for 10, 11, 12 and 13 mm nails
Green Nail? Green screws.


4.0 mm Locking Screws for 8 and 9 mm nails
Blue nail? Blue screws.




Tibial Nail Implant

8, 9, 10, 11, 12, and 13 mm diameters
Lengths from 255 – 435 in 15 mm increments


Set Photos




ORT0049 – Tibial Nail Instrument Set (*top*)




ORT0049 – Tibial Nail Instrument Set (*middle*)




ORT0049 – Tibial Nail Instrument Set (*bottom*)




ORT0679 – Suprapatellar Instrument Set (*top*)




ORT0679 – Suprapatellar Instrument Set (*middle*)



ORT0679 – Suprapatellar Instrument Set (*bottom*)




ORT0112 – Flexible Reamers for Intramedullary Nails (*top*)



ORT0112 – Flexible Reamers for Intramedullary Nails (*bottom*)

Assembly Required for SPTN



1. Handle for Protection Sleeves
2. Inner Protection Sleeve
3. PEEK Trocar
4. Outer Protection Sleeve ("condom")

Two sizes of protection sleeves are available based on the expected size of the nail

8 – 11 mm Tibial Nail? → 12.0 mm set up

12 – 13 mm Tibial Nail? → 14.5 mm set up



5. Driving Cap
6. Long Connecting Screw
7. Suprapatellar Insertion Handle
8. Ball Hex Screwdriver
9. Reaming Rod Push Rod (*can be used as screwdriver to connect nail to handle!)
10. Tibial Nail (implant)



11. Tibial Nail assembled to Insertion Handle
12. Suprapatellar Aiming Arm connected