

LEAKS ARE  
*hidden from view*  
—BUT FELT BY YOU—  
AND YOUR WALLET

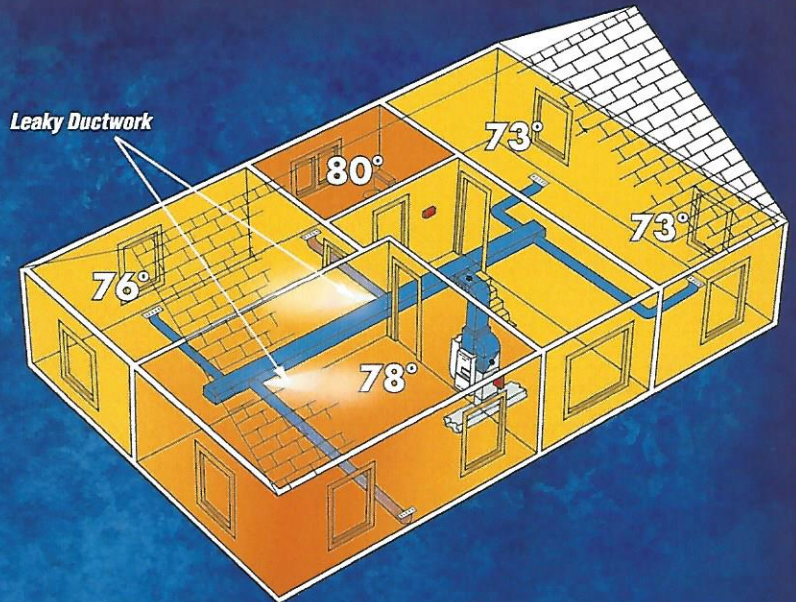


## ARE LEAKING DUCTS *costing you* —MORE THAN— YOU THINK?

Something most of us never even think about could be costing you a lot more than you bargained for. Whether your home is old or new, you are prone to leaky air ducts. And that puts extra stress on your HVAC system — not to mention your wallet.

### —DID YOU KNOW?—

- ✓ Nearly 50% of the average home's energy bill is spent on heating and air conditioning. Duct leakage in homes costs consumers \$25 billion each year.
- ✓ On average, 30 cents of every \$1 you spend on heating and cooling your home disappears into thin air due to leaky ducts.
- ✓ Leaks pull mold, dust and other pollutants into your home, presenting indoor air quality issues and creating and/or aggravating allergy problems.
- ✓ Leaks contribute to safety issues relating to backdrafting of gas appliance fumes, auto exhaust and radon gas into your living space.



### —HAVE YOU NOTICED?—

- ✓ Uncomfortably hot or cold rooms
- ✓ Excessive humidity
- ✓ Excessive dust
- ✓ Musty odors or fume smells
- ✓ Increasing energy bills


If so, you probably have leaky air ducts. But now there's a solution. AeroSeal Duct Sealing is a patented breakthrough technology that tackles leaks from the inside out. Developed in the 1990s at Lawrence Berkeley National Laboratory with funding from the United States Department of Energy, the Environmental Protection Agency, the California Institute for Energy Efficiency, and the Electric Power Research Institute. Additionally, the Department of Energy declared AeroSeal as one of the most beneficial energy technologies for American consumers.



AeroSeal technician conducts initial diagnosis by analyzing airflow



Wall registers are covered in order for air to escape only through leaks



A professional AeroSeal technician will monitor the duct leakage in your home



AeroSeal software allows the technician to accurately measure the duct leakage in your home



—WHY AEROSEAL?—

You can see a water leak, but an air leak is invisible. Duct leaks can be difficult and costly to find with ductwork hidden between the walls, floors and ceilings of your home. The older, traditional use of mastic (a messy caulk-like substance) or taping of leaks not only is less effective than AeroSeal, but also can be very labor-intensive and expensive.

Other substances break down over time, but the AeroSeal sealant does not and even has a **10 year warranty** to back it up.



Do-it-yourselfers might attempt their own fixes, but what about those ducts you or your HVAC specialist can't see or access? Let AeroSeal handle the entire job and you won't be tearing up your home or worried about incomplete seals. AeroSeal pinpoints and covers leaks, in roughly an hour, from the inside out with a success rate of up to 98%. AeroSeal is the most effective, affordable, and viable method of sealing air duct leaks on the market.

—LEAKY DUCTS CONTRIBUTE TO—

- ✔ Loss of cool and warm conditioned air to the outside or unconditioned spaces of your home.
- ✔ Even the most energy-efficient heating and cooling
- ✔ Forcing your system to work harder and wear out sooner, costing you yet more money.
- ✔ Excess humidity levels that can lead to costly home repairs.
- ✔ Hard to heat or cool rooms.

—WHAT ARE THE BENEFITS?—

- ✔ **Airtight savings:** The money formerly leaking out of your ducts will stay in your pocket longer.
- ✔ **Airtight comfort:** Your hard to heat or cool rooms will have more even temperatures and be more comfortable.
- ✔ **Improved air quality:** You will see a reduction in dust and humidity, along with fumes and other odors.
- ✔ **Reaches everywhere:** Seals leaks nearly impossible to reach using other methods.
- ✔ **You'll be a small part of a bigger solution:** A reduction of the amount of air pollution created from generating less energy.

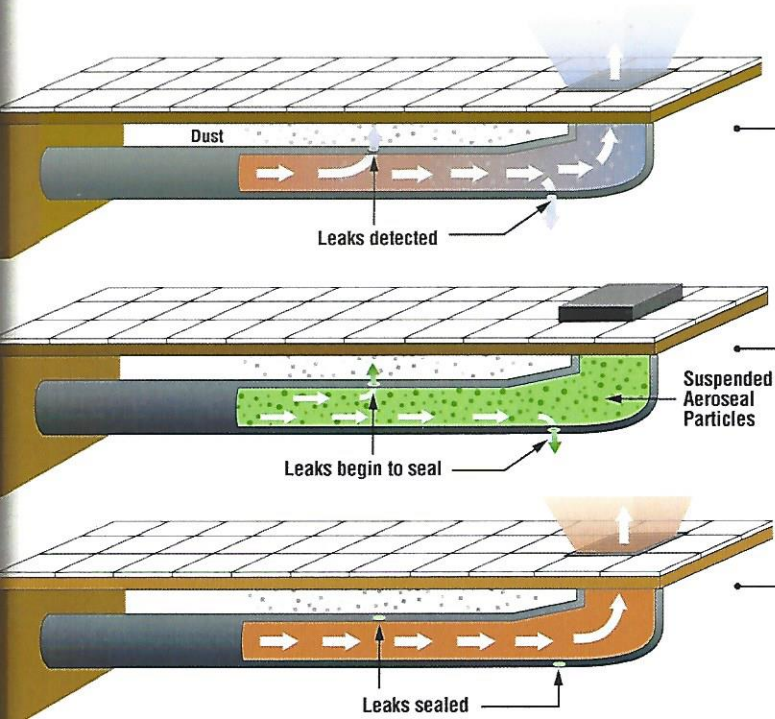


Image shows duct with leaks, resulting in an inefficient system

Image showing leak slowly being sealed with sealant particles

Image showing sealed duct and efficient system

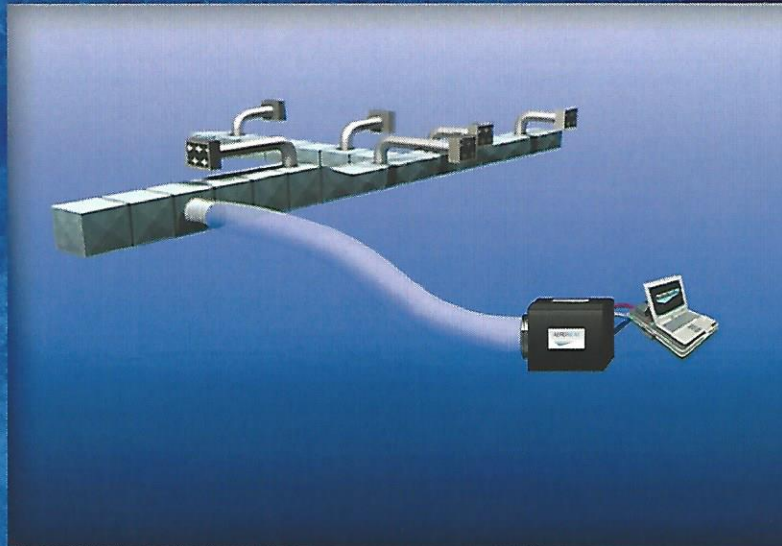


## —HOW DOES AEROSEAL WORK?—

Aeroseal software allows your technician to accurately measure the duct leakage in your home. The Aeroseal process puts escaping air under pressure and causes polymer particles to stick first to the edges of a leak, then to each other until the leak is closed.

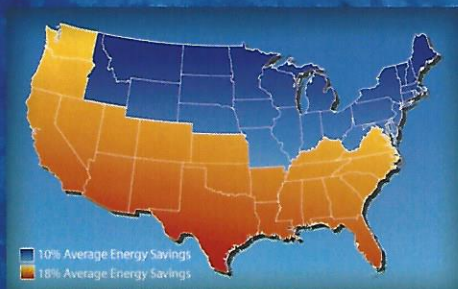
While energy savings resulting from reducing leakage vary based on climate, utility rates, and your heating and cooling system, the other goals of even temperatures in all rooms, improved indoor air quality, and reduction of odors and fumes will be improved regardless of those conditions. The Aeroseal 6-step process takes very little time to bring you big savings and comfort:

- [1] Wall registers are covered in order for air to escape only through the leaks
- [2] Sealant is injected into the ducts for approximately 1 hour
- [3] Small aerosol particles are kept suspended in the airflow by continuous air movement
- [4] As the air stream makes a sharp turn to exit through a leak, the particles collide with and adhere to the leak edges
- [5] Ducts are sealed with only 1-2 oz. of the sealant material remaining in the ducts
- [6] A computer-generated analysis summarizing your home's amount of leakage reduction is generated, providing verification of success of the process



## —LEARN MORE—

Contact your Aeroseal professionals today and we'll be happy to investigate and locate the hidden problem areas in your ducts. We'll properly diagnose your system, providing you with a cost-effective, state-of-the-art solution to your duct issues. Aeroseal seals up the leaks — and the wasted money and hazards of inefficient duct work.



**For Information Contact:**

# AEROSEAL USA

Duct Sealing from the Inside

**(480) 629-4700 • [AerosealUSA.com](http://AerosealUSA.com)**