



# CABINETS | 2022

## CATALOG

### FUNDAMENTALS



### TRENDS SELECT



### TRENDS LIMITED



# Mission Statement

Our mission is to provide quality products and services to exceed our customers expectations  
We strive for continual overall improvement  
We will stay current with design

trends and continually look for new and innovative products, colors and designs  
We will treat our customers as professionally and courteously as they would expect of us  
We will deliver on our promise to provide the best possible customer service  
Lastly, we will provide an equal opportunity work place for our employees

ClassicBrand Cabinetry is located in Mississauga Ontario  
We have 75,000 square feet which includes warehousing, assembly lines, corporate offices and showroom  
We are a proud contributor to habitat for Humanity

# Assembly and Delivery

Save time, money and headaches with our fast assembly service fully assembled and packaged.

All cabinets are aligned in our facility on a level surface finished goods are ready to ship to your dealer of choice within 2 business weeks.

Rush deliveries can be accommodated when possible

Contact your dealer for assistance



## Cabinet Construction



## Stands out from the competition

- Frameless structure
- Interior & exterior finishes match
- Solid maple cabinet doors, drawer fronts & drawers for all stained cabinets
- 3/4" plywood boxes & shelves
- Life time warranty soft-close, adjustable hinges for all standard cabinets
- Dovetail construction for all drawers
- Drawers have full extension, under mount soft-close glides
- Extra layer decorative furniture toe kick

**Paints & Stains:** We use Akzo Nobel  
**Plywood:** We use Cabinet Grade Plywood which is well known for its easy machinability & screw holding strength. Its strength, uniform plies, thicker face & backing veneer ensure a higher quality finish

## Our Mission

To supply Quality products. Always in Fashion.

# FUNDAMENTALS

KITCHEN COLOR  
PALETTE & STYLE

STEP SHAKER/  
BEVELLED DOOR &  
DRAWER STYLE



PAINTED HDF  
STEP SHAKER WHITE



STAINED MAPLE WOOD  
STEP CHARCOAL GREY



PAINTED HDF  
FOG GREY




PAINTED HDF  
BERMUDA WHITE




PAINTED HDF  
WHITE SHAKER

# FUNDAMENTALS

WALL CABINET • *Door Types*



HDF  
Solid  
Painted  
ALL COLORS




Clear Glass  
HDF  
Painted  
ALL COLORS




Mullion Clear Glass  
HDF  
Painted  
WHITE ONLY




HDF  
Solid  
Painted  
ALL COLORS



Clear Glass  
HDF  
Painted  
ALL COLORS




Solid  
Maplewood  
Stained  
ALL COLORS




Clear Glass  
Maplewood  
Stained  
ALL COLORS

# TRENDS LIMITED




Solid  
Maple Wood  
Stained  
ALL COLORS



Clear Glass  
Maple Wood  
Stained  
ALL COLORS

# TRENDS SELECT



HDF  
Solid  
Painted  
ALL COLORS

# TRENDS SELECT SERIES

Trends select series is available in one color combination

Case: Cinnamon Maple – Doors, drawer faces and finishing products: Midnight Blue

Case:  
**Cinnamon  
Maple**



**BEVELLED  
DOOR**

Doors,  
drawer faces  
and finishing  
products:  
**Midnight  
Blue**



OPTION 1

# TRENDS LIMITED SERIES

Case: Cinnamon Maple – Doors, drawer faces and finishing products: Java

Case:  
**Cinnamon  
Maple**



Doors,  
drawer faces  
and finishing  
products:  
**Java**



Step Shaker White  
FUNDAMENTALS



Step shaker door and drawer styles are a new twist on the conventional shaker style. This elegant and contemporary design will give a timeless beauty with a modern look.



Step Shaker White



Step Shaker White






Step Shaker White



Step Shaker White



Step Shaker White with Step Charcoal Grey



Step Shaker White with Step Charcoal Grey



Step Shaker White with Step Charcoal Grey



Bermuda White  
FUNDAMENTALS



Bevelled door and drawer fronts in a beautiful white finish an elegant and contemporary design. Timeless beauty with an updated modern look



Bermuda White




Bermuda White with Java






Bermuda White with Midnight Blue



## Step Charcoal Grey FUNDAMENTALS



Step Charcoal grey doors & drawers feature beautiful solid maplewood in a dark grey stain that shows the natural grain and variations of the wood




Step Charcoal Grey



Step Charcoal Grey

Step Charcoal Grey



Step Charcoal Grey



Step Charcoal Grey



Step Charcoal Grey with Fog Grey



Step Charcoal Grey



# Fog Grey FUNDAMENTALS



Fog grey is a step shaker style beautifully finished in a painted mid grey tone. Mix it up with step shaker white for a contrasting look for a warm & modern style

## Fog Grey





Fog Grey



Fog Grey



Fog Grey



Fog Grey with Step Shaker White



Fog Grey



White Shaker  
FUNDAMENTALS



White Shaker is timeless. Simple, yet elegant

Design Ideas for Pantries



White Shaker




White Shaker





White Shaker



Laundry Rooms



Laundry Rooms



# TRENDS SELECT SERIES

Trends select series is available in one color combination

Case: Cinnamon Maple – Doors, drawer faces and finishing products: Midnight Blue

Case:  
**Cinnamon  
Maple**



**BEVELLED  
DOOR**

Doors,  
drawer faces  
and finishing  
products:  
**Midnight  
Blue**



TRENDS SELECT *Midnight Blue*



Trend's Select, Midnight Blue



# TRENDS LIMITED SERIES

Case: Cinnamon Maple – Doors, drawer faces and finishing products: Java

TRENDS LIMITED *Java*

Case:  
**Cinnamon  
Maple**



Doors,  
drawer faces  
and finishing  
products:  
**Java**





### TILT DOWN HINGE SET & TRAYS FOR SINK BASE CABINETS



SKU	DESCRIPTION	DIMENSIONS			WT LBS	CU FT
		W	D	H		
TOH2	1 Pair of hinges	1"	1 3/4"	3 3/4"	0.01	0.01
TOT2	2 Pcs Tilt Out Trays (Plastic)	11"	2"	3 3/4"	0.1	0.1




### MAGIC CORNER SET FOR BLIND CORNER CABINETS



SKU	DESCRIPTION	DIMENSIONS			WT LBS	CU FT
		W	D	H		
MCS-L	Left Side Opening, Right Side Blind	34-38"	21"	20 1/2"	35	0.1
MCS-R	Right Side Opening, Left Side Blind	34-38"	21"	20 1/2"	35	0.1

Requires a Minimum 16 1/2" Door Opening



Left Side Open  
Right Side Blind For  
BBC42R/BBC45R



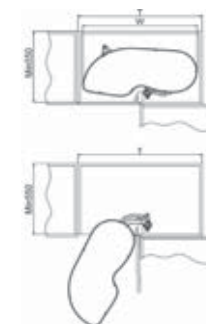
Right Side Open  
Left Side Blind For  
BBC42L/BBC45L

### MAGIC CORNER SET FOR BLIND CORNER CABINETS

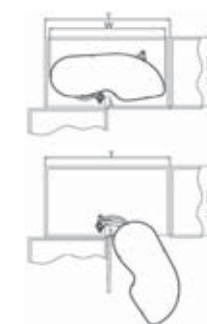


SKU	DESCRIPTION	DIMENSIONS			WT LBS	CU FT
		W	D	H		
FMC-L	Left Side Opening, Right Side Blind	33"	21"	24-28"	35	0.1
FMC-R	Right Side Opening, Left Side Blind	33"	21"	24-28"	35	0.1

Requires a Minimum 18" Door Opening




Left Side Open  
Right Side Blind For  
BBC42R/BBC45R  
Set of 2  
1 upper  
1 lower



Right Side Open  
Left Side Blind For  
BBC42L/BBC45L  
1 set of 2, 1 lower,  
1 upper

### ROLL OUT WIRE RACK FOR PLATES, DISHES & BOWLS



SKU	DESCRIPTION	DIMENSIONS			WT LBS	CU FT
		W	D	H		
ROB30-D	30" Basket for Dishes and Bowls	28 1/4"	18"	7"	26	0.1
Requires a B30FH For ROB30D or DB30-2D						
ROB36-D	36" Basket for Dishes and Bowls	28 1/4"	18"	7"	26	0.1
Requires a DB36-2D						



### ROLL OUT WIRE RACK FOR POTS & PANS



SKU	DESCRIPTION	DIMENSIONS			WT LBS	CU FT
		W	D	H		
ROB30-P	36" Rack for Dishes and Bowls	28 1/4"	18"	7"	26	0.1
Requires a B30FH For ROB30P or DB30-2D						
ROB36-P	36" Rack for Dishes and Bowls	34 1/4"	18"	7"	26	0.1
Requires a DB36-2D						



# Cabinet Care and Maintenance

**W**ith proper care, your cabinetry will provide a lifetime of use and satisfaction. Proper care includes providing a wood friendly environment. Many of the internal environmental issues that affect human comfort, also contribute to a wood healthy environment. Specifically, controlled temperature and humidity with minimal changes from day to day and season to season will ensure your comfort and they will ensure the stability and life of your wood cabinetry.

## Moisture

Repeated short term exposure to excessive moisture such as splashing of surfaces from a sink or even a single longer term event such as flooding, WILL result in irreversible damage to wood cabinetry. Steam, from cook tops, crock pots and improperly sealed dishwasher doors, can cause problems as well. Moisture should be wiped from surfaces immediately, to minimize damage.

If wood has a chance to absorb excess moisture, efforts should be made to dry out the wood including substrates, immediately. A void direct high heat, use fans and dehumidifiers, moisture absorbing cloth and compounds.

Immediate attention reduces the amount of damage and also reduces the likelihood of mold and mildew.

## Humidity

Wood expands as humidity increases and shrinks as humidity decreases. Solid wood will dimensionally change more across the grain than with the grain.

As wood expands (swells) and contracts with changes in humidity, the finish at the joints will crack.

This cracking is universal but is much more evident on light colored paint than on stains or dark paints.

Regardless, this is the nature of product made from wood and not a reason for replacement.

Where humidity exposure is uneven, pieces may warp, cup or bow.

Often, if the humidity level is returned to a normal level & maintained for a period of time, these issues will disappear.

Extremely dry conditions can result in wood parts splitting and /or cracking in addition to shrinkage as described above.

The optimal humidity level is 40% to 55% relative humidity. Extreme conditions (lower than 20% or higher than 80%) especially need to be avoided.

While most focus is on too damp or too humid conditions, too dry conditions can be equally damaging to cabinetry.

Extreme dry conditions can lead to cracking in solid wood components.

Under dry conditions, the insert panels in panel doors will shrink and the panel edges will be exposed.

The exposed, unfinished panel edges will not match the finished surface of the rest of the panel and door.

This is not a reason for replacement but is instead an indication that humidity levels are too low and need to be remedied.

## Temperature

Temperature variation can cause some of the same problems as humidity variation and the two are often interrelated.

Temperature increases, cause materials to expand. Temperature decreases cause materials to contract or shrink.

Sudden temperature changes cause more dramatic material changes. More likely to lead to cracking and splitting in solid wood. More likely to lead to warping, cupping and bowing in any wood components.

## Maintenance

Use dehumidifiers and/or air conditioners in summer to control excess humidity. Use a humidifier to keep the air from becoming too dry in winter. Maintain climate control during the off season of vacation homes to reduce the risk of damage.

Prior to installation do not store cabinets in a garage, basement or other unheated or unconditioned space.

Treat your cabinets like any fine piece of wood furniture and you will enjoy their beauty and natural look for many years.

Remember, preventative maintenance is the best form of maintenance.

# Limited Warranty All Cabinets

## Hardware — Slides & Hinges:

Classic Brand Cabinetry provides a limited lifetime warranty to the original purchaser that its drawer slides and door hinges to be free of defects in material and workmanship under normal use for the lifetime of the product.

## Kitchen & Bath Cabinets:

Classic Brand Cabinetry warrants its cabinetry to be free of defect in material and workmanship for a period of one year from the date of the original purchase. This warranty is limited to the original owner and is not transferable.

Natural Characteristics: Natural variations in wood (aging, wood knots, inherent growth characteristics) are part of the beauty of a natural wood product and are not a defect.

Relative humidity levels of 40% to 55% inside the home are required to prevent permanent damage, low moisture may cause doors and joints to shrink and open. If Relative humidity levels and temperature

range does not reach 40% to 55%, 17-24° inside the home this warranty will be void automatically.

## What is not covered by this warranty?

Our warranty will be void in the following circumstances.

- 1) Customer repairs or modifies original product without authorization from Classic Brand
- 2) Defects, Damages or Claims after installation will not be warranted. All products must be inspected for damage prior to installation. This applies as follows ; Cabinets that are secured in place, Stone Tops that have been sealed, Drawers and Doors with Handles/Knobs installed.
- 3) Any damage caused by misuse, abuse, negligence, alteration, improper handling, storage or installation, non-residential use, wear and tear. If the product is subjected to abnormal use, abuse, eg: Heating/Cooling vents are placed under or in front of a cabinet
- 4) Product is installed in an environment without heat/cooling controls; eg: warehouse, cottage etc.

## Limited Warranty Details

The warranty is expressly limited to replacing or repairing the defective part at Classic Brand Cabinetry's discretion.

It does not include any costs related to installation or delivery. When you receive your order, inspect your cabinets for damage or defects.

- 1) Classic Brand Cabinetry will replace any defective or damaged products that are claimed within 30 business days of receipt of the merchandise.
- 2) Classic Brand Cabinetry will replace all under warranty doors or drawer fronts that have cracks on the door/drawer frame or door central panel at no charge.
- 3) Classic Brand Cabinetry is willing to repair all under warranty doors or drawer fronts after installation, that have cracks at the corner joints at our warehouse at no cost to the customer.