

We're teaching every  
child to read with  
Little Wandle Letters  
and Sounds Revised

A complete SSP validated by  
the Department for Education



# Phonics meeting 2024

# Little Wandle at Great Crosby

- Our school has invested in a phonics scheme called Little Wandle Letters and Sounds; which is approved by the DfE.
- The Phonics Screening Check has been a national check for Year 1 children since 2014; it checks the children's grapheme (letter recognition) and phoneme (sound of the letter) correspondence when reading real and psuedo (made up) words
- The weekly assigned reading books also follow the Little Wandle letters and sounds scheme. Your child is read with twice a week and their reading book is uploaded onto Collins ebooks once a week

We're teaching every child to read with Little Wandle Letters and Sounds Revised  
A complete SSP validated by the Department for Education







# This term we are preparing for the Phonics Screening Check

## What is the Phonics Screening Check?

- It is a quick check of your child's phonics knowledge.
- It is **not** designed to create any stress or anxiety for your child.
- It assesses decoding skills using phonics.
- It consists of 40 words (20 real words, 20 'alien words').

If children do not achieve the required score in Year 1, they will retake the screening at the end of Year 2.

Section 1

sut	
yad	
dop	
uct	

Page 3 of 24

Section 1

shop
yell
peel
check

Page 9 of 24

# How does the check work?

- Your child will sit with a member of staff that they know.
- They will be asked to read 40 words aloud.
- This takes just a few minutes to complete, but there is no time limit.
- If your child is struggling, the teacher will stop.
- It has been carefully designed not to be stressful for your child.



# Some examples of phase 3 and phase 5 phonemes from the Little Wandle website



**Phase 3 sounds taught in Reception Spring 1**

<https://www.littlewandlelettersandsounds.org.uk/resources/for-parents/>



**How to say Phase 5 sounds**

<https://www.littlewandlelettersandsounds.org.uk/resources/for-parents/>

Please watch the videos on this slide for correct annunciation. When reading a word children are expected to use the correct annunciation and a schwa shouldn't be added. Keep the sound pure and concise.

We're teaching every child to read with Little Wandle Letters and Sounds Revised  
A complete SSP validated by the Department for Education



# How you can help at home

- Continue to read your allocated book with your child, reinforcing their phonic knowledge
- Share books as often as possible, reading with and to your child
- Practise the different phonemes with your child, on the sheet provided

# Useful Resources

These videos and other useful resources can be found on the Little Wandle website where you will find a 'For parents' page.



## Autumn 1 sounds

Download a guide to how children are taught to say their sounds in Reception Autumn 1


Download



## Autumn 2 sounds

Download a guide to how children are taught to say their sounds in Reception Autumn 2

Download



## How to write capital letters

Download a guide to how children are taught to write capital letters

Download



## Spring 1 sounds

Download a guide to how children are taught to say their sounds in Reception Spring 1

Download

## Useful videos



A quick guide to alien words



How we teach tricky words



How we teach blending



Phase 2 sounds taught in Reception Autumn 1



Phase 2 sounds taught in Reception Autumn 2



Phase 3 sounds taught in Reception Spring 1

We're teaching every child to read with Little Wandle Letters and Sounds Revised  
A complete SSP validated by the Department for Education



# People who can help

- Year One Staff
- Miss Mason: Phonics lead (Little Wandle)
- Ms Miller: Reading lead

We're teaching every  
child to read with  
Little Wandle Letters  
and Sounds Revised

A complete SSP validated by  
the Department for Education



TM