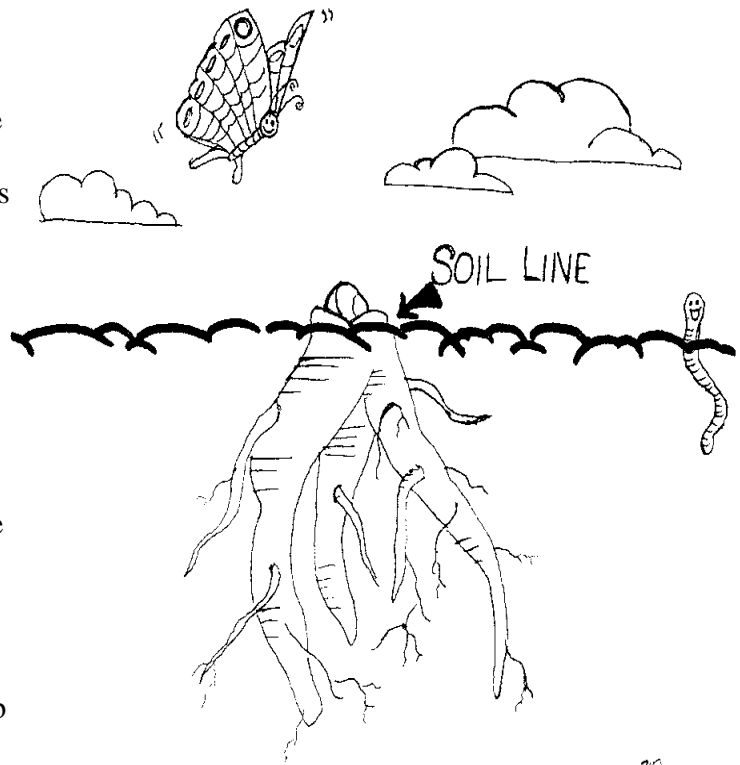


# How To Grow Rhubarb


**Plant bareroot divisions** late winter or early spring. Potted rhubarb plants can be planted any time they are available. Soil should be deep, rich, and well drained. Place top of divisions at soil line. Rhubarb likes a soil pH of 5.5 and afternoon shade.

**Space divisions 3 feet apart.** Do not harvest rhubarb stalks the first year. Give the plants a few side-dressings of an all-purpose fertilizer through the growing season so they'll grow lots of tops and in turn nourish the developing root system. During the next spring you can harvest some of the rhubarb stalks.


**After harvest,** feed and water freely. Cut out any blossom stalks that appear. Never eat the leaves of rhubarb plants because they are toxic.



## Cool Tips:



Cutting with a knife will leave a stub that will decay.



Harvest by grasping stalks near the base and pulling sideways and outwards.



Never remove all the leaves from a single plant. Stop harvesting when slender leafstalks appear.

