




# LINDHAUS®

QUALITY CLEANING EQUIPMENT

P R O F E S S I O N A L L I N E



eco FORCE



PRODUCT RANGE 





# LINDHAUS®

QUALITY CLEANING EQUIPMENT




The production of Lindhaus cleaning machines began in the mid 80's with only one purpose: to design and build the best multifunctional carpet cleaners for domestic and professional use worldwide. The machine design and styling are developed in the company using the best 3D software: ProE, CATIA. The moulds for the plastic parts are designed and largely built by Lindhaus in its mechanical department. Lindhaus has been selected by several prestigious organizations such as US government buildings, several large colleges and Ivy League Universities across the United States, the Slovenian and Austrian Government, the Dutch Royal Palace, the Italian Chamber of Deputies, several global church organizations, many large medical facilities and several other elite entities. The Lindhaus machines have been considered among the best for quality and price, filtration efficiency, performance, low noise levels, durability and low power consumption. In 1992 Lindhaus opened a subsidiary in Minneapolis / Minnesota for distribution of their and domestic machines for the entire North American market. This new specialization of the company was founded to utilize the enormous technical property of the sister company, Rotafil, manufacturer of electric motors. Rotafil began its activity in 1960 as a repair shop for electric motors and after a few years the company specialized in the construction of professional electric motors and automatic winding machines for internal use. The company is still in this business. These special world class and unique motors use notched type commutators to ensure incomparable reliability. All Lindhaus machines are equipped with Rotafil motors which are designed together in which the machines where they are installed.



## LW46 Hybrid

### STRENGTHS

- › Design, technology and construction 100% made in Italy
- › Use with battery and cord for extended working time
- › High efficiency motors for the longest running time
- › Maneuverable and light, just guide it and it goes by itself!
- › Removable water tanks on the body frame
- › The world's lowest base housing profile 230 mm (9 inches)
- › Superior working capacity 1500 sqm/h (16,000 sqft/h)
- › Scrubs + dries wall to wall + front
- › Dries perfectly on turns thanks to the easy glide suction nozzle
- › Quick brush roller and squeegee replacement without tools
- › The body frame turns to fold the machine for transport in a vehicle
- › Light weight and low noise level



### TECHNICAL DATA

#### LW46 Hybrid LW46 Electric

	LW46 Hybrid	LW46 Electric
Voltage (V/hz)	100-240 / 50-60	Electric
Battery charger on board	24VDC-10A	/
Total Power (W)	540	900
Cable on board mt (ft)	15 (50)	15 (50)
High efficiency vacuum motor Rotafil (W)	360	600
Water lift mm/H <sub>2</sub> O (in/H <sub>2</sub> O)	1250 (49.2)	1800 (71)
Air volume lt/sec (CFM)	35 (74)	40 (85)
Water dosing	Pump	Pump
Brush motor permanent magnet Rotafil (W)	150	300
Brush roller D / L mm (inch)	80 /460 (3.2/18.1)	80 /460 (3.2/18.1)
Brush speed (RPM)	1200	1200
Suction blade mm (inch)	520 (20.47)	520 (20.47)
Water tank (lt.)	10	10
Recovery tank (lt.)	13	13
Working time per full tank (min.)	30	30
Working capacity sqm./h (sqft./h)	1500 (16,000)	1500 (16,000)
Working time with battery fully charged (h)	1.30	Unlimited
Recharge time (h)	3	/
Base height mm (inch)	230 (9)	230 (9)
Sound power (db)	76	77
Total weight kg (lb)	60,4 (133)	43 (95)
Sealing protection	IPX 4	IPX 4

1. LW 46 Hybrid has removable water tanks for easy filling and cleaning.
2. Brush roller and squeegee are quick to change without tools. It can operate on any type of hard floor. Just some of the perfect applications for the LW 46 Hybrid are: vehicle showrooms, churches, museums, dance studios, sports halls, schools, medical facilities, airports, railway stations, shopping malls, supermarkets, restaurants, warehouses, pool sides, and many others.
3. The battery charger and the cord are on board.
4. Special versions:
  - LW46 Hybrid dual core. Scrubber drier and Carpet cleaner (brushes and nozzles standard)
  - LW46 Electric. Corded scrubber drier



## LW30pro - LW38pro

Highly innovative multi-functional ultra lightweight scrubber/drier



### STRENGTHS

- › Ultra lightweight 10.2 to 10.6 kg (under 23 pounds)
- › The lowest profile: only 14cm (5.5in)
- › Scrub and dry any type of floor
- › Carpet cleaner (LW30)
- › Injection / extraction
- › Window cleaner
- › Minimum consumption of water and detergents



### TECHNICAL DATA

	LW30pro	LW38pro
Input power (W)	1100	1100
Water lift mm/H <sub>2</sub> O (in/ H <sub>2</sub> O)	2000 (78.7)	2000 (78.7)
Air volume lt/sec (CFM)	46 (95.5)	46 (95.5)
Brush motor (W)	250	250
Brush roller constant speed (g/min.)	1800	1800
Electronic overload control	Standard	Standard
Cilindrical brush D / L mm (in)	72 /255 (2.8/10)	72/335 (2.8/13.2)
Suction width mm(in)	280 (11)	358 (14)
Solution tank lt. (gal)	2,6 (0.77)	2,6 (0.77)
Recovery tank lt. (gal)	2,6 (0.77)	2,6 (0.77)
Working capacity m <sup>2</sup> /H (sq.ft/H)	250 (2600)	320 (3400)
Water dosing	Pump	Pump
Working time per tank (min)	9	9
Base height mm (in)	140 (5.5)	140 (5.5)
Total weight Kg (lb)	10,2 (22.5)	10,6 (23.3)
Handle weight Kg (lb)	1,3 (2.8)	1,3 (2.8)
Cord length mt. (ft.)	10 (41)	10 (41)
Sound power (db)	79	79
Sealing protection	IPX 4	IPX 4

1. Perfect on any type of floor from rough to the most delicate, wash and dry in both directions.
2. Brush pressure is adjustable and indication lights show the accurate setting. Sophisticated electronic overload control maintains constant speed (1800 rpm) and switches off the motor in case of overload.
3. When the LW30 is equipped with the optional carpet nozzle, soft bristle brush roll, and is used with the Lindhaus Textile detergent it can be used to clean low nap, commercial grade, non padded carpet.
4. Available options include a special injection/ extraction window cleaning kit as well as upholstery cleaning kit.





## LS50 Hybrid

Wide area upright vacuum cleaner

### STRENGTHS

- › Design, technology and construction 100% made in Italy
- › Use with battery and cord for extended working time
- › High efficiency motors for the longest running time
- › Maneuverable and light, just guide it and it goes by itself!
- › Dust bag tank removable on the body frame
- › Large dust bag capacity (16 lt.)
- › The world's lowest base housing profile 230 mm (9 inches)
- › Superior working capacity 1500 sqm/h (16,000 sqft/h)
- › Self adjusting suction nozzle, easily removable for cleaning
- › Equipped with full set of tools on board
- › Quick brush roller replacement without tools
- › The body frame turns to fold the machine for transport in a vehicle
- › Light weight and low noise level



### TECHNICAL DATA

	LS50 Hybrid	LS50 Electric
Voltage (V/hz)	100-240 / 50-60	Electric
Battery charger on board	24VDC-10A	/
Total Power (W)	540	900
Cable on board mt (ft)	15 (50)	15 (50)
High efficiency vacuum motor Rotafil (W)	360	600
Water lift mm/H <sub>2</sub> O (in/H <sub>2</sub> O)	1250 (49.2)	1800 (71)
Air volume lt/sec (CFM)	35 (74)	40 (85)
Brush motor Rotafil (W)	150	300
Brush roller D / L mm (inch)	80 / 450 (3.2/18)	80 / 450 (3.2/18)
Brush speed RPM	1200	1200
Suction nozzle mm (inch)	450 (3.2/18)	450 (3.2/18)
Filter bag (lt.)	16	16
Motor protection filter washable	Standard	Standard
Hepa filter H11 washable	Optional	Optional
Tools on board	Full set	Full set
Working capacity sqm./h (sqft./h)	1500 (16,000)	1300 (14,000)
Working time with battery fully charged (h)	1.30	Unlimited
Recharge time (h)	3	/
Base height mm (inch)	230 (9)	230 (9)
Sound power (db)	76	77
Total weight kg (lb)	55 (121)	30 (68)
Sealing protection	IPX 4	IPX 4

### Excellent cleaning efficiency on any carpet!

1. It's Equipped with full set of tools on board for the above the floor cleaning
2. The bag housing has two comfortable handles for easy transport and cleaning. A large paper bag and washable motor protection filter are standard, while reusable washable bag and Hepa washable are optional.
3. Optional DCS converter is available to transform LS50 into a carpet sanitizer with the use of dedicated Lindhaus Dry Cleaning Detergents. The battery charger and the cord are on board.



## Dynamic eco FORCE 300e / 380e

Two motor ultra light carpet cleaner



eco FORCE

### STRENGTHS

- › Light handle weight
- › Ultra strong metal brush supports with bearings
- › Extremely stable
- › Accessories integrated on board
- › Replacement filter bag on board
- › Integrated dry cleaning system
- › Interchangeable roller covers for carpets and floors
- › Telescopic handle for maximum comfort
- › Energy consumption combined: class "B"



TECHNICAL DATA	Dynamic eco FORCE		
	300e	380e	450e
Input power (W)	880	880	900
Water lift mm/H <sub>2</sub> O (in/ H <sub>2</sub> O)	2300 (90)	2300 (90)	2300 (90)
Air volume lt/sec (CFM)	49 (103.8)	49 (103.8)	49 (103.8)
Motor protection	Termo/amp.	Termo/amp.	Termo/amp.
Two ply paper bag (lt.)	4,5	4,5	4,5
Washable TNT bag	Optional	Optional	Optional
Exhaust Microfilter 3M Filtrete	Standard	Standard	Standard
Hepa filter H11	Optional	Optional	Optional
Cogged drive belt	Standard	Standard	Standard
Electronic overload/speed control	Standard	Standard	Standard
Center convergent bristles brush (RPM)	5000	5000	4500
Working capacity m <sup>2</sup> /H (sq.ft/H)	480 (5100)	630 (6700)	750 (8000)
Sound power (db)	79	79	79
Total weight Kg (lb)	7,59 (16.7)	7,86 (17.3)	8,16 (17.9)
Handle weight Kg (lb)	0,86 (1.9)	0,86 (1.9)	0,86 (1.9)
Cord length mt. (ft.)	10 (41)	10 (41)	10 (41)
Energy consumption combined (Class)	B	B	B

1. No tools are required to replace the brush roller or to clean the base housing.
2. DCS is the patented integrated Lindhaus dry-cleaning system. The mechanical action of the 5000 rpm brush in conjunction with the Lindhaus dry compound provide thorough cleaning which results in soft, fresh, clean carpet.
3. Dynamic has a patented weight distribution system that allows the handle weight to be only 860g (1.9lb). Full set of accessories are placed on board and a slot to hold extra replacement bags. Accessories placed on board include: extension hose with handle grip, telescopic wand, crevice tool, upholstery tool with bristles and slot to hold and extra replacement bag.
4. Thanks to the stretch hose and the telescopic wand on board, is possible to connect the M28R hard floor tool.





## Activa 30 pro FORCE

Single motor carpet cleaner for small surfaces

### STRENGTHS

- › Ultra-light machine
- › Strong and versatile
- › Electronic overload control
- › Accessories on board
- › Brush change without any tools
- › Integrated DCS dry cleaning system
- › Interchangeable roller covers



eco FORCE



TECHNICAL DATA	Activa 30 pro
Input power (W)	850
Water lift mm/H <sub>2</sub> O (in/ H <sub>2</sub> O)	2000 (79)
Air volume lt/sec (CFM)	44 (93)
Two ply paper bag (lt.)	4,5
Washable TNT bag	Optional
Exhaust Microfilter 3M Filtrete	Standard
Hepa filter H11	Optional
Two cogged drive belts	Standard
Mechanical clutch	Standard
Electronic temp/overload control	Standard
Center convergent bristles brush (RPM)	5000
Working capacity m <sup>2</sup> /H (sq.ft/H)	480 (5100)
Noise level db(A)	69
Total weight Kg (lb)	6,7 (14.7)
Handle weight Kg (lb)	0,86 (1.9)
Cord lenght mt. (ft.)	10 (41)
Energy consumption combined (Class)	B

1. It is equipped with a complete set of on board accessories including the replacement filter bag.
2. Very versatile, goes from rugs and carpets to hard floors such as ceramic, marble and wood thanks to a series of roller covers (optional).
3. The dynamically balanced brush roller is mounted on metal supports with ball bearings. In case of blocking a speed sensor sends the information to the electronic control that switches off the motor immediately. The transmission has a double geared belt.





## RX *eco FORCE* 380e - 450e - 500e

Ultra strong two motor carpet cleaner for large areas

### STRENGTHS

- › Selected by the Government Buildings World wide
- › Strong and reliable - ideal for contract cleaners
- › 5 levels of filtration with HEPA filter (optional)
- › Accessories on board
- › Double body/base support with quick release
- › Stainless steel guides anti wear
- › Available in 3 sizes: 380 (15"), 450 (18"), 500 (20")
- › Energy consumption combined: class "B"



eco FORCE



TECHNICAL DATA	RX eF 380e	RX eF 450e	RX eF 500e
Input power (W)	880	900	900
Water lift mm/H <sub>2</sub> O (in/ H <sub>2</sub> O)	2300 (90)	2300 (90)	2300 (90)
Air volume lt/sec (CFM)	49 (103.8)	49 (103.8)	49 (103.8)
Motor protection	Termo/amp.	Termo/amp.	Termo/amp.
Two ply paper bag (lt.)	4	4	4
Washable TNT bag and Micropore	Optional	Optional	Optional
Exhaust Microfilter 3M Filtrete	Standard	Standard	Standard
Hepa filter H11	Optional	Optional	Optional
Cogged drive belt	Standard	Standard	Standard
Electronic overload/speed control	Standard	Standard	Standard
Center convergent bristles brush (RPM)	5000	4500	4500
Anti wear shoe plate	Stainless steel	Stainless steel	Stainless steel
Working capacity m <sup>2</sup> /H (sq.ft/H)	630 (6700)	750 (8000)	850 (9100)
Sound power (db)	79	79	79
Total weight Kg (lb)	7,79 (17.2)	8,16 (17.9)	8,25 (18.2)
Cord lenght mt. (ft.)	10 (41)	10 (41)	10 (41)
Energy consumption combined (Class)	B	B	B

1. Electronic control provides for a soft start, overload indication for the correct height adjustment and motor shut off.
2. The dynamically balanced roller and metal supports with ball bearings can be quickly replaced without tools. The RX is equipped with 4 rubber wheels as well as two side cylinders to glide flush with the wall. Two wear resistant stainless steel base guides provide a shockproof system. Two position operation provides easy transition over thresholds.
3. Air and dust are highly filtered and special attention was given to the power nozzle with a washable entry/exit cooling air filter – easily replaced without tools.
4. Thanks to the stretch hose and the telescopic wand on board, is possible to connect the M28R hard floor tool.







eco FORCE

## CH eco FORCE 38

Two motor basic carpet cleaner

### STRENGTHS

- › Strong and reliable
- › Only the essential accessories on board
- › Double support body / base
- › Balanced roller and metal supports with bearings
- › Hepa filter (optional)
- › Blowing function (optional)
- › Energy consumption combined: class "B"



### TECHNICAL DATA

### CH eco FORCE 38

Input power (W)	880
Water lift mm/H <sub>2</sub> O (in/ H <sub>2</sub> O)	2300 (90)
Air volume lt/sec (CFM)	49 (103.8)
Motor protection	Termo/amp.
Two ply paper bag (lt.)	4
Washable TNT bag and Micropore	Optional
Exhaust Microfilter 3M Filtrete	Standard
Hepa filter H11	Optional
Cogged drive belt	Standard
Electronic overload control	Standard
Center convergent bristles brush (RPM)	5000
Working capacity m <sup>2</sup> /H (sq.ft/H)	630 (6700)
Sound power (db)	79
Total weight Kg (lb)	7,60 (16.7)
Cord lenght mt. (ft.)	10 (41)
Energy consumption combined (Class)	B

1. The machine comes down completely horizontally for easy access under low furniture and beds. The non positive latch system prevents from accidental breaking due to non pushing of the release pedal.
2. The electronic overload control switches off the motor in case of excessive overload and provides guidelines for the proper adjustment of the base.
3. The blowing function (optional) makes it possible to dislodge the most difficult dust.
4. Thanks to the stretch hose and the telescopic wand on board, is possible to connect the M28R hard floor tool.





## PB 14 DCS

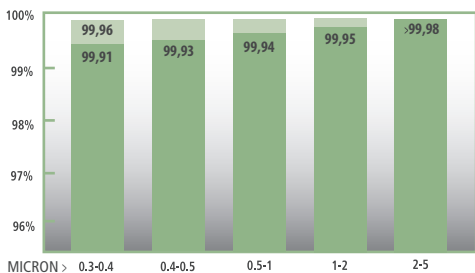
Power nozzle for dry cleaning of carpets and rugs

The Lindhaus Dry Cleaning System is the perfect solution to clean and sanitize carpets and rugs without risk and with minimal effort. The DCS scrubs the Lindhaus Dry Compound into the carpet fibres to clean, sanitize, and significantly reduce dust mites and bacteria. Equipped with a 33 foot cord, ergonomic handle and aluminium telescopic wand for maximum operator comfort. Apart from being very efficient and light weight the DCS is very affordable. The Lindhaus detergents: Dry Carpet Cleaning Compound, Pre-Spray Activator, and Stain Remover are superb on any type of textile surface including delicate fabrics (always test fabric before use).

TECHNICAL DATA	PB 14 DCS
Rotafil brush motor (W)	150
Cogged drive belt	Standard
Electronic overload and speed control	Standard
Center convergent bristles brush (RPM)	4000
Brush width mm(in)	350 (13.8)
Aluminum telescopic wand	Standard
Swivel neck	Standard
Cord length mt. (ft.)	10 (33)



## NET FILTRATION EFFICIENCY *(valid for all machines)*



■ TEST WITH MICROFILTER AND CARBON ACTIVE FILTER (99,91%)  
 ■ TEST WITH HEPA FILTER (99,96%)

The filtration efficiency tests done on Lindhaus machines by the independent laboratory SLG (Germany) show the result of its sophisticated construction technology.

Thanks to the brush rolls with convergent bristles to the center that rotate at 5000 RPM/min and the powerful suction, the Lindhaus carpet cleaners are able to remove and deeply clean dust and debris in order to live in healthier and cleaner environments.

CRI (Carpet & Rug Institute U.S.A.) and SLG (Germany) have certified all Lindhaus carpet cleaners for their superior ability to remove dust that is fully retained.



**LINDHAUS**<sup>®</sup>  
QUALITY CLEANING EQUIPMENT

*The company retains all rights and reserves the right to make any modification without any prior notice.*

w w w . l i n d h a u s . i t



**LINDHAUS**<sup>®</sup>  
QUALITY CLEANING EQUIPMENT

**HEADQUARTERS › LINDHAUS SRL**

Via Belgio, 22 Z.I. 35127 › Padova, ITALY  
tel. +39 049 8700307 › fax +39 049 8700605  
vacuum@lindhaus.it › www.lindhaus.it

**LINDHAUS USA**

Minneapolis › Minnesota USA  
info@lindhaus.com › www.lindhaus.com

DEALER STAMP