



Transportation
Security
Administration

MEDICAL & PSYCHOLOGICAL GUIDELINES

For Transportation Security Officers

Prepared by:

Fabrice Czarnecki, MD, MA, MPH, FACOEM
Chief Medical Officer

Approved

Karen Shelton Waters
Assistant Administrator for Human Capital

Effective 12/13/2017



Office of Human Capital

Medical Guidelines for Transportation Security Officers

Authority:

The Aviation and Transportation Security Act established the authority of the TSA Administrator to determine physical and psychological requirements for the security-screening workforce.

Mission Impact:

TSA developed medical guidelines for clinical evaluations and fitness for duty determinations to “ensure that Federal screeners are able to provide the best security possible.”

The evolution of security operations from process-driven procedural-based security to risk-based intelligence driven security affirms the need for a resilient screening workforce whose readiness and fitness is measurable, demonstrable, and enforceable.

Purpose:

The medical guidelines provide a responsive connection between a medical condition and a predictable degree of job performance, conduct and mission readiness. The medical guidelines are designed to reflect the underlying correlation between recognized medical conditions and safe and effective job performance. The medical guidelines apply to Transportation Security Officers, Expert Transportation Security Officers, Lead Transportation Security Officers, Supervisory Transportation Security Officers, and Security Training Instructors.





Contents

1. Medical Guidelines 2

1.1. Eyes and vision 3

1.2. Hearing 3

1.3. Nose, pharynx, larynx and trachea 4

1.4. Lung diseases 5

1.5. Cardiovascular diseases 6

1.6. Abdominal organs 10

1.7. Renal diseases 10

1.8. Musculoskeletal diseases..... 10

1.9. Neurological disorders..... 11

1.10. Diabetes..... 13

1.11. Sleep disorders..... 14

1.12. Psychiatric disorders 15

1.13. Medications 18

1.14. Miscellaneous issues 18

2. Essential Job Functions.....30

1. Medical Guidelines

1.1. Eyes and vision

Distant visual acuity, corrected or uncorrected: 20/20 or better binocularly

Intermediate visual acuity (at 26 to 32 inches), corrected or uncorrected: 20/20 or better binocularly

Near visual acuity (at 16 inches), corrected or uncorrected: 20/20 or better binocularly

Field of vision: Provide restrictions if the horizontal meridian is less than 120 degrees binocularly

Provide restrictions for monocular vision unless the monocular vision has lasted for a minimum of 6 months; if the monocular vision has lasted for a minimum of 6 months, formal perimetry is required



Color vision: Provide restrictions for any error made on moderate or severe classification plates using the Hardy-Rand-Rittler pseudoisochromatic plates (4th edition); tinted lenses are not allowed to meet the color vision standard

Refractive surgery: Provide restrictions if any of the following criteria are present:

- significant haze (+2 or less is acceptable)
- glare, halos, starbursts, or ghosting
- microstriae that affect vision
- dryness that affects vision
- loose epithelium, diffuse lamellar keratitis, or active infection
- unstable refraction (more than ½ diopter of change between documented refractions at least 2 weeks apart)
- using steroid eye drops

1.2. Hearing

Initial testing via air conduction must be performed at 500, 1000, 2000 and 3000 Hz in each ear. If wearing hearing aids, an assessment by an audiologist must be performed.

The job tasks that are hearing dependent require distinguishing differences in tones on the walk through metal detector, communicating with passengers, and overhearing quiet conversations among passengers. These types of tasks are performed in noisy environments.

The hearing requirement is at an average 25dB HL (hearing level) or less in each ear for the following frequencies: 500, 1000, 2000 and 3000 Hz in each ear.

If individual does not meet the acceptable criteria, refer individual to an audiologist for testing in a sound controlled booth.

1. If, after assessment by an audiologist, the individual met the criteria listed above, the individual does not need restrictions.
2. If, after testing by the audiologist, the individual does not meet the criteria listed in the above, test the individual's Speech Reception Threshold (aided or unaided) and the individual's Speech Understanding in the Presence of Noise (aided or unaided).



Unaided Speech Reception Threshold for each ear

Test each ear under headphones. Measure the Speech Reception Threshold for each ear. Provide restrictions if the Speech Reception Threshold is more than 30 dB in one or both ears.

Aided Speech Reception Threshold for each ear

Test aided ear with plugged opposite ear in a sound field. Measure the Speech Reception Threshold for each ear. Provide restrictions if the Speech Reception Threshold is more than 30 dB in one or both ears.

Speech Understanding in the Presence of Noise – Bilateral Hearing (aided or unaided)

This test addresses an individual's ability to understand speech in the presence of noise. This test provides a practical measure of an individual's ability to understand speech in a noise controlled environment. Follow the steps listed below:

- A. Set up one loudspeaker in a calibrated sound attenuated booth at a distance of one (1) meter from the individual, with the individual facing the speaker. The individual may move his/her head to maximize performance.
- B. Use a signal-to-noise ratio of +10 dB, with the signal and the noise simultaneously emanating from a single speaker.
- C. Deliver the speech stimuli at 60 dB HL (hearing level) and deliver the noise at 50 dB HL.
- D. If a speech understanding score of 70% or better is obtained, test may be terminated. If a score of less than 70% is obtained, vary presentation level up or down to achieve maximum score, not to exceed 75 dB HL. Signal-to-noise ratio of + 10 dB must be maintained.

Provide restrictions if the correct responses are less than 70%.

1.3. Nose, pharynx, larynx and trachea

Provide restrictions for aphonia

Provide restrictions for tracheostomy if it limits the ability to communicate effectively

1.4. Lung diseases

1.4.1. *Asthma*

Provide restrictions if FEV1 < 60% of predicted value

1.4.2. *COPD*

Provide restrictions if FEV1 < 60% of predicted value



1.4.3. *Other conditions*

Provide restrictions for current pneumothorax

Provide restrictions for active hemoptysis

Provide restrictions for pulmonary hypertension

Provide restrictions for contagious tuberculosis

Provide restrictions if pulse oximetry < 90% on room air at rest

Provide restrictions if pulse oximetry < 90% on room air with exertion

1.5. Cardiovascular diseases

1.5.1. Hypertension

Provide restrictions for stage II hypertension (SBP 160-179 or DBP 100-109) or stage III hypertension (SBP > 180 or DBP > 110)

Provide restriction for any end-organ damage caused by hypertension (including stroke, coronary artery disease, left ventricular hypertrophy, atrial fibrillation, heart failure, nephropathy, retinopathy or aortic aneurysm), unless a normal exercise stress test is obtained at a level of at least 6.5 METs


Provide restrictions if the 10-year risk of ASCVD (atherosclerotic cardiovascular disease) is 10% or more on the American Heart Association ASCVD calculator (available at <http://tools.acc.org/ASCVD-Risk-Estimator-Plus>), unless a normal exercise stress test is obtained at a level of at least 6.5 METs

Evaluate, on an annual basis, the 10-year risk of ASCVD (atherosclerotic cardiovascular disease) using the American Heart Association ASCVD calculator

1.5.2. Coronary artery disease

Provide restrictions for coronary artery disease (including myocardial infarction) unless all the following conditions are met:

- No angina
- Left ventricle ejection fraction of 40% or more
- No ischemia on imaging stress test that reaches a level of at least 6.5 METs
- Stable regimen of cardiovascular medications for the past 30 days
- Treatment of modifiable risk factors
- Recovery period: one month after percutaneous coronary intervention, 3 months after myocardial infarction, 6 months after coronary artery bypass graft surgery
- Compliance with treatment



1.5.3. Stress test interpretation

Provide restrictions if any of the following criteria were found during the stress test (until further evaluation by a cardiologist):

- Inability to reach 6.5 METs
- Symptoms of ischemia
- Ischemic changes on electrocardiogram

- Significant arrhythmias (frequent PVCs, couplets, ventricular tachycardia) or conduction abnormalities
- Hypertensive response to exercise (SBP > 250 mmHg or DBP > 115 mmHg)
- Exercise-induced hypotension

1.5.4. Heart failure

Provide restrictions for heart failure unless all the following conditions are met:

- Compliance with treatment
- Left ventricle ejection fraction of 40% or more
- No ischemia on imaging stress test that reaches a level of at least 6.5 METs
- NYHA Functional Classification of I or II

1.5.5. Hypertrophic cardiomyopathy

Provide restrictions for hypertrophic cardiomyopathy unless all the following conditions are met:

- Maximal left ventricle wall thickness < 30 mm
- No history of unexplained syncope
- No history of cardiac arrest
- No history of sustained or non-sustained ventricular tachycardia
- Left ventricle ejection fraction of 40% or more
- No abnormal exercise blood pressure during exercise stress test [defined as either a failure to increase by at least 20 mm Hg or a drop of at least 20 mm Hg during effort]

1.5.6. Dilated cardiomyopathy

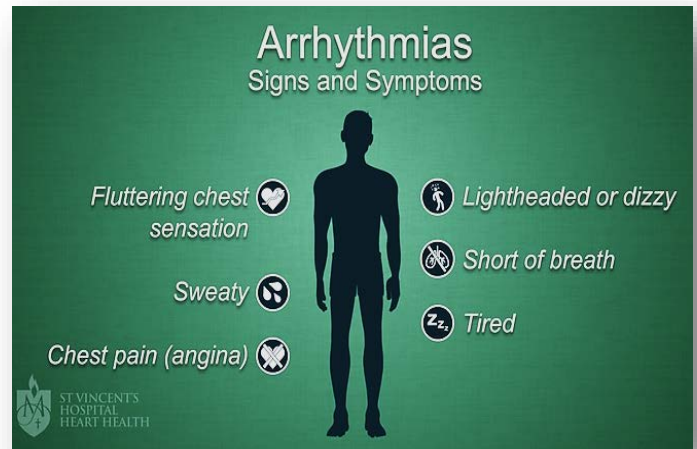
Provide restrictions for dilated cardiomyopathy unless all the following conditions are met:

- No symptoms of heart failure
- Left ventricle ejection fraction of 40% or more
- No ischemia on imaging stress test that reaches a level of at least 6.5 METs
- No history of unexplained syncope
- No history of cardiac arrest
- No history of spontaneous ventricular tachycardia

1.5.7. Arrhythmias

Provide restrictions for atrial fibrillation or atrial flutter unless all the following conditions are met:

- Reversible conditions (such as hyperthyroidism) have been ruled out
- No structural heart disease on echocardiogram
- Left ventricle ejection fraction of 40% or more
- No ischemia on imaging stress test that reaches a level of at least 6.5 METs
- Appropriate rate control



After an ablation for atrial fibrillation or atrial flutter: Return to unrestricted duty 4 weeks after ablation if asymptomatic

Provide restrictions for supraventricular tachycardia unless all the following conditions are met:

- Reversible conditions (such as hyperthyroidism) have been ruled out
- No structural heart disease on echocardiogram
- Left ventricle ejection fraction of 40% or more
- Episodes last less than 10 seconds after successful ablation

After an ablation for supraventricular tachycardia: Return to unrestricted duty 4 weeks after ablation if asymptomatic

Provide restrictions for Wolff-Parkinson-White Syndrome unless all the following conditions are met:

- Appropriate rate control
- No structural heart disease on echocardiogram
- Left ventricle ejection fraction of 40% or more

After an ablation for supraventricular tachycardia: Return to unrestricted duty 4 weeks after ablation if asymptomatic

Provide restrictions for ventricular tachycardia except in the following cases:

- Successful ablation to treat the ventricular tachycardia (return to unrestricted duty after 4 weeks, with normal electrophysiological study)
- Non-sustained monomorphic ventricular tachycardia with rate less than 150 beats per minute and no symptoms

Provide restrictions for history of ventricular fibrillation

1.5.8. Valvular heart disease

Provide restrictions for valvular diseases unless all the following conditions are met:

- No symptoms of heart failure
- No angina
- No syncope
- Left ventricle ejection fraction of 40% or more
- No signs or symptoms of arterial emboli
- Compliance with treatment



1.5.9. Other conditions

Provide restrictions for arrhythmogenic right ventricular cardiomyopathy until electrophysiology consultation has been obtained

Provide restrictions for Brugada syndrome until electrophysiology consultation has been obtained

Provide restrictions for long QT syndrome until electrophysiology consultation has been obtained

Provide restrictions for treatment with an automatic implantable cardiac defibrillator

Provide restrictions for peripheral vascular disease resulting in symptomatic claudication

Provide restrictions for thoracic aortic aneurysm > 3.5 cm unless all the following conditions are met:

- Surgical consultation has been obtained
- Compliance with treatment

Provide restrictions for abdominal aortic aneurysm > 4 cm unless all the following conditions are met:

- Surgical consultation has been obtained
- Compliance with treatment

Provide restrictions for carotid artery stenosis > 60%

Provide restrictions for syncope within the past 6 months unless a specific cause has been found and successfully treated

An individual does not need restrictions for treatment with a pacemaker.

1.6. Abdominal organs

Provide restrictions for symptomatic hernia (umbilical, ventral, inguinal, or femoral) unless all the following conditions are met:

- Surgical consultation has been obtained
- Compliance with treatment
- Employee is cleared by the surgeon to perform the essential job functions (e.g., lifting 50 pounds)

1.7. Renal diseases

Provide restrictions if treatment with hemodialysis or peritoneal dialysis

Provide restrictions if stage 5 or stage 4 chronic kidney disease (GFR < 30 ml/min)

1.8. Musculoskeletal diseases

1.8.1. Amputations

Provide restrictions for thumb amputation proximal to the interphalangeal joint

Provide restrictions for amputations of a single digit other than the thumb unless three adjacent fingers, other than the thumb, are present and intact

Provide restrictions for complete or partial amputations of multiple digits other than the thumb

Assess amputations and prostheses to ensure performance of essential job functions



1.8.2. Upper extremity conditions

Provide restrictions for upper extremity conditions unless all the essential job functions can be performed. Specifically, lifting and reaching overhead should be assessed

Provide restrictions for a minimum of 3 months after joint replacement surgery

Provide restrictions after surgery unless performance of essential job functions can be demonstrated during therapy

1.8.3. Lower extremity conditions

Provide restrictions for lower extremity conditions unless all the essential job functions can be performed. Specifically, lifting, squatting and bending should be assessed

Provide restrictions for a minimum of 3 months after joint replacement surgery

Provide restrictions after surgery unless performance of essential job functions can be demonstrated during therapy

1.8.4. Spine

Provide restrictions for spine conditions causing motor deficit that interferes with essential job functions

Provide restrictions for spine conditions causing sensory deficit that interferes with essential job functions

Provide restrictions for spine conditions leading to limited range of motion that interferes with essential job functions

Provide restrictions for a minimum of 3 months after lumbar fusion surgery

Provide restrictions after surgery unless performance of essential job functions can be demonstrated during therapy

1.8.5. Other issues

Provide restrictions if an assistive device, such as a cane or a walker, is required to stand or walk

Braces and splints are allowed if all the essential job functions can be performed

1.9. Neurological disorders

1.9.1. Cerebrovascular accidents

Provide restrictions for 12 months after transient ischemic attack

Provide restrictions for 12 months after ischemic stroke (longer restrictions if risk of seizure recurrence is above 1% per year or if physical or cognitive inability to perform essential job functions)

Provide restrictions for 12 months after subarachnoid hemorrhage (longer restrictions if risk of seizure recurrence is above 1% per year or if physical or cognitive inability to perform essential job functions)

Provide restrictions for 12 months after hemorrhagic stroke (longer restrictions if risk of seizure recurrence is above 1% per year or if physical or cognitive inability to perform essential job functions)

Provide restrictions for decreased sensation or weakness that interferes with essential job functions after a cerebrovascular accident

1.9.2. Seizure disorders

Provide restrictions after single unprovoked seizure unless all the following conditions are met:

- Evaluation by neurologist

- Normal brain MRI
- Normal EEG
- Seizure-free for the most recent consecutive 5 years

Provide restrictions after provoked seizure unless all the following conditions are met:

- The cause of the seizure has been successfully treated
- The risk of recurrence is low (i.e., not higher than the risk of seizure in the general population)
- Evaluation by neurologist

Provide restrictions for epilepsy or after provoked seizure with high risk of recurrence unless all the following conditions are met:

- Evaluation by neurologist with brain MRI and EEG
- Seizure-free for the most recent consecutive 10 years
- Currently on anti-seizure medications or not on anti-seizure medications for the most recent 5 consecutive years

1.9.3. Other neurological disorders

Provide restrictions for 12 months after surgery of the central nervous system (longer restrictions if risk of seizure recurrence is above 1% per year or if physical or cognitive inability to perform essential job functions)

Provide restrictions for vertigo within the past 30 days

Provide restrictions for Meniere's disease

Provide restrictions for current ataxia

Provide restrictions for paralysis of a limb

Provide restrictions for complete loss of discriminative touch sensation in an upper extremity

Provide restrictions for cognitive impairment

Provide restrictions for dementia

Provide restrictions for malignancies of the central nervous system

Provide restrictions for amyotrophic lateral sclerosis

Provide restrictions for multiple sclerosis unless all the following conditions are met:

- No relapse within previous 3 years
- No evidence of chronic progression
- No cognitive impairment

- No mood disorder
- Vision guidelines are met

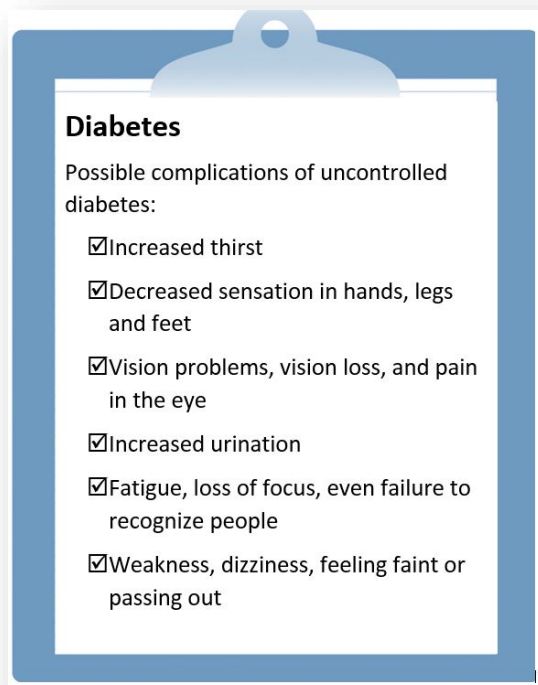
Provide restrictions for Parkinson’s disease unless all the following conditions are met:

- Stage 1 Parkinson’s disease
- Tremors and muscle rigidity are not interfering with performance of essential job functions
- No cognitive impairment
- No mood disorder
- No orthostatic hypotension
- No disqualifying side effects from treatment

1.10. Diabetes

Provide restrictions for diabetes unless all the following conditions are met:

- Compliance with treatment
- No episode of severe hypoglycemia (defined as an event requiring the assistance of others) in the past 12 months
- No more than 2 episode of severe hypoglycemia in the past 3 years
- No episode of diabetic ketoacidosis in the past 12 months
- No episode of hyperosmolar hyperglycemic state in the past 12 months
- Hemoglobin A1c is less than 10%
- Completion of diabetes education
- Evidence of ongoing self-monitoring of blood glucose
- No symptomatic orthostatic hypotension
- No peripheral neuropathy that interferes with performance of essential job functions
- No chronic kidney disease with a GFR less than 45 ml/min
- Regular dilated eye exam (every other year without retinopathy, at least every year after diagnosis of retinopathy)



- 10-year risk of ASCVD (atherosclerotic cardiovascular disease) is less than 10% on the American Heart Association ASCVD calculator
- Annual ASCVD risk assessment using the American Heart Association ASCVD calculator

Provide restrictions for type 1 diabetes unless on a stable basal/bolus regimen or insulin pump for the past 6 months

Provide restrictions for type 2 diabetes with insulin treatment unless on a stable insulin regimen for the past 3 months

Provide restrictions for type 2 diabetes without insulin treatment unless on a stable medication regimen for the past 30 days

1.11. Sleep disorders

1.11.1. Idiopathic hypersomnia

Provide restrictions for idiopathic hypersomnia with persistent excessive daytime sleepiness despite medical treatment

1.11.2. Narcolepsy

Provide restrictions for narcolepsy with persistent excessive daytime sleepiness despite medical treatment

Provide restrictions for narcolepsy with cataplexy

1.11.3. Obstructive sleep apnea

Provide restrictions for obstructive sleep apnea if one of the following criteria is present:

- Excessive daytime sleepiness
- Observed performance impairment suspected to be due to somnolence

Restrictions for obstructive sleep apnea can be removed if all the following criteria are met:

- Successful treatment
- Documentation of compliance with CPAP treatment (defined as at least 4 hours per sleep session, 70% of sleep sessions) on an annual basis, or documentation of follow up sleep study with an oral appliance, or documentation of follow up sleep study after surgery
- No excessive daytime sleepiness

1.11.4. Shift work disorder

Provide restriction for shift work disorder (confirmed by a physician formally credentialed in sleep medicine) not adequately responding to medical management

1.12. Psychiatric disorders (DSM-5 terminology and criteria are used in these standards)

1.12.1. Anxiety disorder

Provide restrictions for any anxiety disorder unless all the following conditions are met:

- No functional impairment in the past 2 months
- Compliance with treatment
- No disqualifying side effects from treatment
- Appropriate judgment and attention
- Treatment of comorbidities (including substance abuse and sleep disorders)
- No irritability
- No difficulty concentrating
- No phobia, unless successfully treated
- No social anxiety disorder, unless successfully treated
- No panic disorder, unless successfully treated

1.12.2. Attention-deficit/hyperactivity disorder

Provide restrictions for attention-deficit/hyperactivity disorder unless all the following conditions are met:

- No functional impairment in the past 2 months
- Compliance with treatment
- No disqualifying side effects from treatment
- Appropriate judgment and attention
- Treatment of comorbidities (including substance abuse and sleep disorders)
- No inattention, unless successfully treated

1.12.3. Bipolar disorder

Provide restrictions for bipolar I disorder

Provide restrictions for any other bipolar disorder (including bipolar II disorder, cyclothymic disorder and unspecified bipolar disorder) unless all the following conditions are met:

- DSM-5 criteria for full remission are met
- No functional impairment in the past 2 months
- Compliance with treatment
- No disqualifying side effects from treatment

- Evaluation by a psychiatrist or by a licensed doctoral-level psychologist is required before return to work
- No cognitive impairment
- Appropriate judgment and attention
- Treatment of comorbidities (including substance abuse and sleep disorders)
- No personality disorder
- No psychotic features
- No hypomanic episode in the past 6 months
- No suicide attempt in the past 24 months
- No electroconvulsive therapy in the past 6 months
- No history of manic episode



1.12.4. Depressive disorder

Provide restrictions for any depressive disorder unless all the following conditions are met:

- DSM-5 criteria for full remission are met
- No functional impairment in the past 2 months
- Compliance with treatment
- No disqualifying side effects from treatment
- Appropriate judgment and attention
- Treatment of comorbidities (including substance abuse and sleep disorders)
- No personality disorder
- No psychotic features
- No suicide attempt in the past 24 months
- No electroconvulsive therapy in the past 6 months

1.12.5. Personality disorders

Provide restrictions for antisocial personality disorder

Provide restrictions for borderline personality disorder

Provide restrictions for narcissistic personality disorder

1.12.6. Posttraumatic stress disorder

Provide restrictions for posttraumatic stress disorder unless all the following conditions are met:

- No functional impairment in the past 2 months
- Compliance with treatment
- No disqualifying side effects from treatment
- Appropriate judgment and attention
- Treatment of comorbidities (including substance abuse and sleep disorders)
- No irritable or aggressive behavior
- No reckless or self-destructive behavior
- No difficulty concentrating

1.12.7. Psychosis

Provide restrictions for brief psychotic disorder

Provide restrictions for delusional disorder

Provide restrictions for schizophreniform disorder

Provide restrictions for schizophrenia

Provide restrictions for schizoaffective disorder

Provide restrictions for psychotic disorder due to another medical condition or substance-induced unless all the following conditions are met:

- The psychotic symptoms have resolved
- The cause of the psychotic disorder has been successfully treated
- The risk of recurrence is low (i.e., not higher than the risk in the general population)
- Evaluation by a psychiatrist or by a licensed doctoral-level psychologist

1.12.8. Substance use disorder

Provide restrictions for substance use disorder unless all the following conditions are met:

- DSM-5 criteria for early remission are met
- Documented abstinence for a minimum of 3 months
- Completion of a substance use disorder treatment program
- Compliance with treatment

- No disqualifying side effects from treatment
- Evaluation and treatment by a substance abuse professional is required before return to work
- Appropriate judgment and attention
- Treatment of comorbidities
- No personality disorder

1.13. Medications

Provide restrictions if taking medications causing sedation, drowsiness, equilibrium disturbance, orthostatic hypotension, vision changes, or behavioral changes

Provide restrictions if taking barbiturates, benzodiazepines, opioids, or dronabinol



1.14. Miscellaneous issues

Provide restrictions if the annual risk of sudden incapacitation is 1% or more

Provide restrictions if an employee is not able to perform any of the essential job functions, with reasonable accommodation



Transportation Security Administration

2. Essential Job Functions

Transportation Security Officers (TSO)

Expert Transportation Security Officers (ETSO)

Lead Transportation Security Officers (LTSO)

Supervisory Transportation Security Officers (STSO)

Security Training Instructors



TRANSPORTATION SECURITY OFFICERS (TSO) and EXPERT TRANSPORTATION SECURITY OFFICERS (ETSO)

ESSENTIAL JOB FUNCTIONS

1. Lift and carry passenger checkpoint baggage weighing up to 50 pounds without assistance, or more than 50 pounds with assistance, to and from x-ray belt to Explosive Trace Detection (ETD) search table.
2. Lift and carry checked baggage weighing up to 50 pounds without assistance, or more than 50 pounds with assistance, to or from the floor, Explosive Detection System (EDS) conveyor belt, rollers, and/or search table.
3. Lift and carry oversized checked baggage (e.g., ski bags, golf bags, boxes, suitcases) weighing up to 50 pounds without assistance or more than 50 pounds with assistance, to and from the floor, EDS conveyor belt, rollers, or search table.
4. Lift and carry checked baggage weighing up to 50 pounds without assistance, or more than 50 pounds with assistance, from the search table or floor and reintroduce into conveyor system or to airline.
5. Use hands to search passenger carry-on or checked baggage to detect prohibited items identified by x-ray, ETD, or EDS.
6. Push/pull checked baggage and bins across tables to move baggage to another area (e.g., search table to re-entry conveyor belt).
7. Push/pull baggage across rollers to move baggage to another area (e.g., end of x-ray unit, search table, EDS).
8. Squat, bend, and stoop to conduct pat-downs.
9. Reach overhead to conduct pat-downs.
10. Stand continuously for up to 4 hours without a break during the passenger checkpoint screening process.
11. Stand continuously for up to 4 hours without a break to search and clear checked baggage.
12. Stand continuously for up to 4 hours without a break to deliver classroom training or conduct certification testing.
13. Walk for up to 3 miles during a shift.



14. In passenger checkpoint, walk back and forth between the x-ray, secondary search area, WTMD, and divestiture area to process passengers or carry-on baggage.
15. Assist passengers with disabilities in walking through the WTMD or AIT to secondary screening area by providing a hand, arm, or shoulder for support.
16. In checked baggage, walk from one area to another to process and search baggage (e.g., conveyor to EDS, search table, outgoing conveyor).
17. Climb stairs.
18. Climb ladders to work around a bag inline system.
19. After a breach, walk to gate or other areas to conduct full screen/bag search or when searching for individuals
20. Sit continuously for up to 4 hours without a break.
21. Sit to operate passenger and/or checked baggage screening equipment (e.g. x-ray, EDS/OSARP).
22. Operate x-ray controls (e.g., push buttons, toggle switches, console).
23. Operate controls on EDS (e.g., console, mouse, touch screen) to manipulate and clear images using OSARP.
24. Operate the AIT controls to manipulate and clear images.
25. Operate controls on ETD to determine if a sample contains an explosive substance.
26. Feel and manipulate small objects with both hands
27. Open/close zippers, snaps, and buckles on baggage, backpacks, or briefcases.
28. Unpack/repack passenger belongings from suitcases, backpacks, and duffle bags to detect items identified through x-ray or EDS.
29. Place "TSA Notification of Baggage Inspection" tag/pamphlet into searched and cleared baggage to indicate that the baggage has been opened and inspected.
30. Conduct liquid container screening.
31. Record initials/badge number or stamp information on travel documents at TDC.
32. Secure all reports, logs, and other materials in accordance with the guidance for the protection of sensitive security information (SSI) and place them in the safe/ lock box/lock cabinet.
33. Read travel documents (e.g., airline tickets, boarding passes) to verify the travel date and time for current day and selectee status.
34. Review an individual's ID and other paperwork (e.g., birth certificate, marriage license) to verify personal information (e.g., name, date of birth) and to check for fraudulent documents.
35. Read Standard Operating Procedures (SOP) documents (e.g., checkpoint screening, baggage screening, travel document check, playbook, specialized screening, etc.)

36. Control/direct the flow of passengers through the screening area, WTMD, or AIT.
37. Resolve and clear WTMD alarms.
38. Determine whether a passenger can re-enter the WTMD after an alarm.
39. Resolve and clear EDS alarms using on-screen alarm resolution protocol (OSARP).
40. Maintain physical control of baggage that contains a weapon, explosive, or incendiary or sets off an ETD or EDS alarm until supervisor or LEO arrives.
41. Determine whether firearm in checked baggage, detected by the EDS or an open search, was properly packaged.
42. Evaluate information provided by passenger and determine course of action (e.g., search, call supervisor).
43. Determine whether passenger items are on the "Prohibited Items" list using detection equipment and/or physical inspection.
44. Respond to security breaches by declaring a breach (e.g., activate electronic alarm) to stop screening procedures.
45. Monitor new hires to track progress during on-the-job training and to ensure they follow proper procedures.
46. Use radio, cell phone, or telephone to communicate with other TSA personnel.
47. Communicate description of an individual based on suspicious behaviors or appearance.
48. Communicate to passenger the options for handling a prohibited item (e.g., dispose of item, return item to car).
49. Make statement to passengers regarding ownership of baggage (e.g., "Whose bag is this?") and listen for affirmation from passenger.
50. Explain the baggage search procedures to passengers.
51. Answer passenger questions.
52. Direct passengers to place baggage on x-ray conveyor belt and/or place selected items in trays/bins.
53. Direct passengers to secondary search area for additional personal screening, baggage check, referral, or playbook.
54. Explain pat down procedure to passengers and provide the option of private screening.
55. Communicate with passengers with disabilities to determine the best way to conduct a search of the passenger.
56. Discuss status of passenger property (e.g., prohibited item, contents of baggage, purse, briefcase) with TSA personnel and agree on an outcome.

57. Ask passengers questions concerning baggage contents (e.g., sharp objects), baggage locks, and/or flight departure times and listen to responses.
58. Request assistance from an available TSO to view x-ray image, conduct pat down, or conduct a modified/targeted pat down.
59. Notify supervisor or Transportation Security Specialist-Explosives (TSS-E) if explosives or possible IED components are discovered.
60. Use ear piece (whisper radio) to hear radio communication from other TSA personnel.
61. Distinguish between audible WTMD alarms that signal presence of metal item(s) or a USP/quote.
62. Detect audible alarm on the ETD that signals explosive trace materials have been identified on the baggage/item.
63. Hear x-ray operator request a baggage check and respond by removing the bag from conveyor belt.
64. Overhear and monitor conversations among people in the airport to determine possible suspicious activity.
65. Detect alarm on liquid container screening device that signals the presence of prohibited liquids.
66. Monitor radio communications to verify that correct radio verbiage is being used.
67. Hear audible door alarm signaling a breach.
68. Localize alarm sounds.
69. Perform pat-downs of passengers.
70. Inspect passenger garments and other items removed from carry-on OR checked baggage.
71. Recognize prohibited and/or illegal items in carry-on OR checked baggage (e.g., guns, knives, scissors, tools) using detection equipment and/or physical inspection.
72. Physically inspect objects too large to go into the x-ray or EDS machine (e.g., strollers, wheelchairs, scooters, car seats, food products, 4-wheel carts, 2-wheel carts, stacks of newspapers).
73. Monitor x-rays of baggage and distinguish colors (e.g., blue, green, yellow, orange, black, white).
74. Inspect checkpoint, checked baggage, and gate areas for suspicious items.
75. Verify that name on airline ticket or boarding pass matches name on photo identification.
76. Compare photograph on identification document to passenger facial features.
77. Observe and report description (e.g., hair color, height, clothes and color, facial features) of individuals who display suspicious behavior.

78. Monitor exit lane to prevent passenger breach of sterile area.
79. While monitoring one lane at a passenger checkpoint, visually monitor closed lanes to ensure that passengers do not enter these lanes.
80. Visually monitor individuals to ensure they do not enter unauthorized or sterile areas.
81. Monitor EDS screen and distinguish colors (e.g., red, blue, green, yellow, orange, black, white) to identify explosive materials.
82. Monitor the AIT screen and identify anomalies on an image at different body locations.
83. Monitor Automated Target Recognition (ATR) screens for anomalies on images.
84. Maintain positive control with passengers who set off the WTMD alarm until control of the passenger is passed off to an officer conducting secondary screening.
85. Examine WTMD to ensure it is working properly and that colored lights are illuminated that indicate a metal object has passed through the detector.
86. Distinguish colors (blue, purple) during colorimetric testing of powders or liquid testing stick/strip versus no color.
87. Make decisions effectively in both crisis and routine situations.
88. Maintain focus and awareness during an entire shift.
89. Shift work: Work shifts lasting up to 8 hours and work different shifts (including night shift).

LEAD TRANSPORTATION SECURITY OFFICERS (LTSO)

ESSENTIAL JOB FUNCTIONS

1. Lift and carry passenger checkpoint baggage weighing up to 50 pounds without assistance, or more than 50 pounds with assistance, to and from x-ray belt to Explosive Trace Detection (ETD) search table.
2. Lift and carry checked baggage weighing up to 50 pounds without assistance, or more than 50 pounds with assistance, to or from the floor, Explosive Detection System (EDS) conveyor belt, rollers, and/or search table.
3. Lift and carry oversized checked baggage (e.g., ski bags, golf bags, boxes, suitcases) weighing up to 50 pounds without assistance or more than 50 pounds with assistance, to and from the floor, EDS conveyor belt, rollers, or search table.
4. Lift and carry checked baggage weighing up to 50 pounds without assistance, or more than 50 pounds with assistance, from the search table or floor and reintroduce into conveyor system or to airline.
5. Use hands to search passenger carry-on or checked baggage to detect prohibited items identified by x-ray, ETD, or EDS.
6. Push/pull checked baggage and bins across tables to move baggage to another area (e.g., search table to re-entry conveyor belt).
7. Push/pull baggage across rollers to move baggage to another area (e.g., end of x-ray unit, search table, EDS).
8. Squat, bend, and stoop to conduct pat-downs.
9. Reach overhead to conduct pat-downs.
10. Conduct targeted pat-down at AIT to resolve and clear an anomaly.
11. Conduct resolution pat-down search using palms and back of the hands.
12. Stand continuously for up to 4 hours without a break during the passenger checkpoint screening process.
13. Stand continuously for up to 4 hours without a break to search and clear checked baggage.
14. Stand continuously for up to 4 hours without a break to deliver classroom training or conduct certification testing.



15. Walk for up to 3 miles during a shift.
16. In passenger checkpoint, walk back and forth between the x-ray, secondary search area, WTMD, and divestiture area to process passengers or carry-on baggage.
17. Assist passengers with disabilities in walking through the WTMD or AIT to secondary screening area by providing a hand, arm, or shoulder for support.
18. In checked baggage, walk from one area to another to process and search baggage (e.g., conveyor to EDS, search table, outgoing conveyor).
19. Climb stairs.
20. Climb ladders to work around a bag inline system.
21. After a breach, walk to gate or other areas to conduct full screen/bag search or when searching for individuals.
22. Sit continuously for up to 4 hours without a break.
23. Sit to operate passenger and/or checked baggage screening equipment (e.g. x-ray, EDS/OSARP).
24. Operate x-ray controls (e.g., push buttons, toggle switches, console).
25. Operate controls on EDS (e.g., console, mouse, touch screen) to manipulate and clear images using OSARP.
26. Operate the AIT controls to manipulate and clear images.
27. Operate controls on ETD to determine if a sample contains an explosive substance.
28. Feel and manipulate small objects with both hands
29. Open/close zippers, snaps, and buckles on baggage, backpacks, or briefcases.
30. Unpack/repack passenger belongings from suitcases, backpacks, and duffle bags to detect items identified through x-ray or EDS.
31. Place TSA Notification of Baggage Inspection tag/pamphlet into searched and cleared baggage to indicate that the baggage has been opened and inspected.
32. Conduct liquid container screening.
33. Record initials/badge number or stamp information on travel documents at TDC.
34. Secure all reports, logs, and other materials in accordance with the guidance for the protection of sensitive security information (SSI) and place them in the safe/ lock box/lock cabinet.
35. Read travel documents (e.g., airline tickets, boarding passes) to verify the travel date and time for current day and selectee status.
36. Review an individual's ID and other paperwork (e.g., birth certificate, marriage license) to verify personal information (e.g., name, date of birth) and to check for fraudulent documents.
37. Read ETD alarm results printout, graph, or screen to determine the results of an ETD alarm.

38. Read Standard Operating Procedures (SOP) documents (e.g., checkpoint screening, baggage screening, travel document check, playbook, specialized screening, etc.).
39. Control/direct the flow of passengers through the screening area, WTMD, or AIT.
40. Resolve and clear WTMD alarms.
41. Determine whether a passenger can re-enter the WTMD after an alarm.
42. Perform operational test on EDS by running IQT case/bag through machine.
43. Perform an ETD operational test (e.g., calibration trap, verification token) to ensure that equipment is operating properly.
44. Resolve and clear EDS alarms using on-screen alarm resolution protocol (OSARP).
45. Maintain physical control of baggage that contains a weapon, explosive, or incendiary or sets off an ETD or EDS alarm until supervisor or LEO arrives.
46. Determine whether firearm in checked baggage, detected by the EDS or an open search, was properly packaged.
47. Evaluate information provided by passenger and determine course of action.
48. Determine whether passenger items are on the "Prohibited Items" list using detection equipment and/or physical inspection.
49. Respond to security breaches by declaring a breach (e.g., activate electronic alarm) to stop screening procedures.
50. Resolve ETD alarms.
51. Maintain records at screening checkpoint of each armed LEO entering the sterile area and traveling, and verify documentation.
52. Rotate officers through assignments to ensure effective, efficient, vigilant, and courteous screening.
53. Verify that the appropriate checkpoint and checked baggage procedures are followed if prohibited items or hazardous materials are discovered during screening.
54. Evaluate passenger flow to determine whether to open or close a lane.
55. Use radio, cell phone, or telephone to communicate with other TSA personnel.
56. Communicate description of an individual based on suspicious behaviors or appearance.
57. Communicate to passenger the options for handling a prohibited item (e.g., dispose of item, return item to car).
58. Make statement to passengers regarding ownership of baggage (e.g., "Whose bag is this?") and listen for affirmation from passenger.
59. Explain the baggage search procedures to passengers.
60. Answer passenger questions.

61. Direct passengers to place baggage on x-ray conveyor belt and/or place selected items in trays/bins.
62. Direct passengers to secondary search area for additional personal screening, baggage check, referral, or playbook.
63. Explain pat down procedure to passengers and provide the option of private screening.
64. Communicate with passengers with disabilities to determine the best way to conduct a search of the passenger.
65. Discuss status of passenger property (e.g., prohibited item, contents of baggage, purse, and briefcase) with TSA personnel and agree on an outcome.
66. Ask passengers questions concerning baggage contents (e.g., sharp objects), baggage locks, and/or flight departure times and listen to responses.
67. Request assistance from an available TSO to view x-ray image, conduct pat down, or conduct a modified/targeted pat down.
68. Correct a TSO if a screening task (e.g., pat down) is not performed effectively.
69. Make a supervisor aware if a TSO is not performing a screening task (e.g., pat down) properly.
70. Notify supervisor or Transportation Security Specialist-Explosives (TSS-E) if explosives or possible IED components are discovered.
71. Use ear piece (whisper radio) to hear radio communication from other TSA personnel.
72. Distinguish between audible WTMD alarms that signal presence of metal item(s) or a USP/quote.
73. Detect audible alarm on the ETD that signals explosive trace materials have been identified on the baggage/item.
74. Hear x-ray operator request a baggage check and respond by removing the bag from conveyor belt.
75. Ensure that audible alarm works when using the Operation Test Piece (OTP) to calibrate the WTMD.
76. Overhear and monitor conversations among people in the airport to determine possible suspicious activity.
77. Detect alarm on liquid container screening device that signals the presence of prohibited liquids.
78. Monitor radio communications to verify that correct radio verbiage is being used.
79. Hear audible door alarm signaling a breach.
80. Localize alarm sounds.
81. Inspect passenger garments and other items removed from carry-on OR checked baggage.

82. Recognize prohibited and/or illegal items in carry-on OR checked baggage (e.g., guns, knives, scissors, tools) using detection equipment and/or physical inspection.
83. Physically inspect objects too large to go into the x-ray or EDS machine (e.g., strollers, wheelchairs, scooters, car seats, food products, 4-wheel carts, 2-wheel carts, stacks of newspapers).
84. Monitor x-rays of baggage and distinguish colors (e.g., blue, green, yellow, orange, black, white).
85. Inspect checkpoint, checked baggage, and gate areas for suspicious items.
86. Verify that name on airline ticket or boarding pass matches name on photo identification.
87. Compare photograph on identification document to passenger facial features.
88. Observe and report description (e.g., hair color, height, clothes and color, facial features) of individuals who display suspicious behavior.
89. Monitor exit lane to prevent passenger breach of sterile area.
90. While monitoring one lane at a passenger checkpoint, visually monitor closed lanes to ensure that passengers do not enter these lanes.
91. Visually monitor individuals to ensure they do not enter unauthorized or sterile areas.
92. Monitor EDS screen and distinguish colors (e.g., red, blue, green, yellow, orange, black, white) to identify explosive materials.
93. Monitor the AIT screen and identify anomalies on an image at different body locations.
94. Monitor Automated Target Recognition (ATR) screens for anomalies on images.
95. Maintain positive control with passengers who set off the WTMD alarm until control of the passenger is passed off to an officer conducting secondary screening.
96. Examine WTMD to ensure it is working properly and that colored lights are illuminated that indicate a metal object has passed through the detector.
97. Visually monitor officer job performance and interactions with passengers.
98. Visually monitor officer job performance and interactions with passengers and inform supervisor of improper performance on tasks or procedures.
99. Distinguish colors (blue, purple) during colorimetric testing of powders or liquid testing stick/strip versus no color.
100. Make decisions effectively in both crisis and routine situations.
101. Maintain focus and awareness during an entire shift.
102. Shift work: Work shifts lasting up to 8 hours and work different shifts (including night shift).

SUPERVISORY TRANSPORTATION SECURITY OFFICERS

ESSENTIAL JOB FUNCTIONS

1. Lift and carry passenger checkpoint baggage weighing up to 50 pounds without assistance, or more than 50 pounds with assistance, to and from x-ray belt to Explosive Trace Detection (ETD) search table.
2. Lift and carry checked baggage weighing up to 50 pounds without assistance, or more than 50 pounds with assistance, to or from the floor, Explosive Detection System (EDS) conveyor belt, rollers, and/or search table.
3. Lift and carry oversized checked baggage (e.g., ski bags, golf bags, boxes, suitcases) weighing up to 50 pounds without assistance or more than 50 pounds with assistance, to and from the floor, EDS conveyor belt, rollers, or search table.
4. Lift and carry checked baggage weighing up to 50 pounds without assistance, or more than 50 pounds with assistance, from the search table or floor and reintroduce into conveyor system or to airline.
5. Use hands to search passenger carry-on or checked baggage to detect prohibited items identified by x-ray, ETD, or EDS.
6. Push/pull checked baggage and bins across tables to move baggage to another area (e.g., search table to re-entry conveyor belt).
7. Push/pull baggage across rollers to move baggage to another area (e.g., end of x-ray unit, search table, EDS).
8. Conduct targeted pat-down at AIT to resolve and clear an anomaly.
9. Conduct resolution pat-down search using palms and back of the hands.
10. Squat, bend and stoop to conduct pat-downs.
11. Reach overhead to conduct pat-downs.
12. Stand continuously for up to 4 hours without a break during the passenger checkpoint screening process.
13. Stand continuously for up to 4 hours without a break to search and clear checked baggage.
14. Stand continuously for up to 4 hours without a break to deliver classroom training or conduct certification testing.



15. Walk for up to 3 miles during a shift.
16. In passenger checkpoint, walk back and forth between the x-ray, secondary search area, WTMD, and divestiture area to process passengers or carry-on baggage.
17. Assist passengers with disabilities in walking through the WTMD or AIT to secondary screening area by providing a hand, arm, or shoulder for support.
18. In checked baggage, walk from one area to another to process and search baggage (e.g., conveyor to EDS, search table, outgoing conveyor).
19. Climb stairs.
20. Climb ladders to work around a bag inline system.
21. After a breach, walk to gate or other areas to conduct full screen/bag search or when searching for individuals.
22. Walk to and from exit lane and checkpoint to verify LEO credentials.
23. Sit continuously for up to 4 hours without a break.
24. Sit to operate computer (e.g., data entry or retrieval, OLC).
25. Sit to operate passenger and/or checked baggage screening equipment (e.g. x-ray, EDS/OSARP).
26. Operate x-ray controls (e.g., push buttons, toggle switches, and console).
27. Operate controls on EDS (e.g., console, mouse, touch screen) to manipulate and clear images using OSARP.
28. Operate computer to enter or retrieve information (e.g., OLC, emails, time sheet data).
29. Operate the AIT controls to manipulate and clear images.
30. Operate black light and loupe to check IDs.
31. Operate controls on ETD to determine if a sample contains an explosive substance.
32. Feel and manipulate small objects with both hands
33. Open/close zippers, snaps, and buckles on baggage, backpacks, or briefcases.
34. Unpack/repack passenger belongings from suitcases, backpacks, and duffle bags to detect items identified through x-ray or EDS.
35. Place TSA Notification of Baggage Inspection tag/pamphlet into searched and cleared baggage to indicate that the baggage has been opened and inspected.
36. Conduct liquid container screening.
37. Record initials/badge number or stamp information on travel documents at TDC.
38. Secure all reports, logs, and other materials in accordance with the guidance for the protection of sensitive security information (SSI) and place them in the safe/ lock box/lock cabinet.

39. Complete daily logs of screening activities (e.g., alarm log, opening/closing log, shift summary, hazmat log, cash log, cash log, lost/found log)
40. Record entries into equipment maintenance logbooks and calibration forms.
41. Complete reports consisting of fill in the blanks and/or check off boxes (e.g., time and attendance records, resolution pat down form).
42. Complete performance evaluations.
43. Compose witness statements (who, what, why, where, when) to document an incident.
44. Read travel documents (e.g., airline tickets, boarding passes) to verify the travel date and time for current day and selectee status.
45. Review an individual's ID and other paperwork (e.g., birth certificate, marriage license) to verify personal information (e.g., name, date of birth) and to check for fraudulent documents.
46. Read ETD alarm results printout, graph, or screen to determine the results of an ETD alarm.
47. Read correspondence/email from TSA regarding news, incidents, and changes or modifications in policies and procedures and sign notification list.
48. Read Standard Operating Procedures (SOP) documents (e.g., checkpoint screening, baggage screening, travel document check, playbook, specialized screening, etc.).
49. Control/direct the flow of passengers through the screening area, WTMD, or AIT.
50. Resolve and clear WTMD alarms.
51. Determine whether a passenger can re-enter the WTMD after an alarm.
52. Perform operational test on EDS by running IQT case/bag through machine.
53. Perform an ETD operational test (e.g., calibration trap, verification token) to ensure that equipment is operating properly.
54. Resolve and clear EDS alarms using on-screen alarm resolution protocol (OSARP).
55. Maintain physical control of baggage that contains a weapon, explosive, or incendiary or sets off an ETD or EDS alarm until supervisor or LEO arrives.
56. Determine whether firearm in checked baggage, detected by the EDS or an open search, was properly packaged.
57. Evaluate information provided by passenger and determine course of action (e.g., search, call supervisor).
58. Determine whether passenger items are on the "Prohibited Items" list using detection equipment and/or physical inspection.
59. Respond to security breaches by declaring a breach (e.g., activate electronic alarm) to stop screening procedures.

60. Maintain records at screening checkpoint of each armed LEO entering the sterile area and traveling, and verify documentation.
61. Monitor officers to ensure that all required tasks (e.g., signage, operation tests completed, staffing, equipment maintenance, logs) are completed before opening or closing a screening location.
62. Monitor officers for fitness for duty (e.g., fatigue, appropriate dress, illness, hygiene, alcohol/drug use).
63. Rotate officers through assignments to ensure effective, efficient, vigilant, and courteous screening.
64. Resolve conflicts or problems among passengers and/or TSO personnel.
65. Verify that all equipment is maintained in accordance with the maintenance schedule.
66. Verify that the appropriate checkpoint and checked baggage procedures are followed if prohibited items or hazardous materials are discovered during screening.
67. Gather information related to an incident, disciplinary action, or injury to facilitate completion of a report.
68. Evaluate passenger flow to determine whether to open or close a lane.
69. Determine whether non-prohibited items are acceptable for transport.
70. Complete a Threat Area Search when the TSO x-ray operator determines that an individual's property is or contains a possible threat.
71. Use radio, cell phone, or telephone to communicate with other TSA personnel.
72. Communicate description of an individual based on suspicious behaviors or appearance.
73. Communicate to passenger the options for handling a prohibited item (e.g., dispose of item, return item to car).
74. Make statement to passengers regarding ownership of baggage (e.g., "Whose bag is this?") and listen for affirmation from passenger.
75. Explain the baggage search procedures to passengers.
76. Answer passenger questions.
77. Direct passengers to place baggage on x-ray conveyor belt and/or place selected items in trays/bins.
78. Direct passengers to secondary search area for additional personal screening, baggage check, referral, or playbook.
79. Explain pat down procedure to passengers and provide the option of private screening.
80. Communicate with passengers with disabilities to determine the best way to conduct a search of the passenger.

81. Discuss status of passenger property (e.g., prohibited item, contents of baggage, purse, and briefcase) with TSA personnel and agree on an outcome.
82. Ask passengers questions concerning baggage contents (e.g., sharp objects), baggage locks, and/or flight departure times and listen to responses.
83. Request assistance from an available TSO to view x-ray image, conduct pat down, or conduct a modified/targeted pat down.
84. Verify that appropriate screening actions are taken for selectee.
85. Conduct verbal shift briefings and/or debriefings, and discuss operational concerns with screening personnel.
86. Correct a TSO if a screening task (e.g., pat down) is not performed effectively.
87. Make a supervisor aware if a TSO is not performing a screening task (e.g., pat down) properly.
88. Notify an LEO or TSS-E when a criminal or terrorist act is suspected (e.g., explosive, IED).
89. Use ear piece (whisper radio) to hear radio communication from other TSA personnel.
90. Test TSA communication equipment (e.g., cell phone, two-way radio) to determine if it is in proper working order.
91. Distinguish between audible WTMD alarms that signal presence of metal item(s) or a USP/quote.
92. Detect audible alarm on the ETD that signals explosive trace materials have been identified on the baggage/item.
93. Hear x-ray operator request a baggage check and respond by removing the bag from conveyor belt.
94. Ensure that audible alarm works when using the Operation Test Piece (OTP) to calibrate the WTMD.
95. Overhear and monitor conversations among people in the airport to determine possible suspicious activity.
96. Detect alarm on liquid container screening device that signals the presence of prohibited liquids.
97. Monitor radio communications to verify that correct radio verbiage is being used.
98. Hear audible door alarm signaling a breach.
99. Localize alarm sounds.
100. Inspect passenger garments and other items removed from carry-on OR checked baggage.
101. Recognize prohibited and/or illegal items in carry-on OR checked baggage (e.g., guns, knives, scissors, tools) using detection equipment and/or physical inspection.

102. Physically inspect objects too large to go into the x-ray or EDS machine (e.g., strollers, wheelchairs, scooters, car seats, food products, 4-wheel carts, 2-wheel carts, stacks of newspapers).
103. Monitor x-rays of baggage and distinguish colors (e.g., blue, green, yellow, orange, black, white).
104. Inspect checkpoint, checked baggage, and gate areas for suspicious items.
105. Verify that name on airline ticket or boarding pass matches name on photo identification.
106. Compare photograph on identification document to passenger facial features.
107. Observe and report description (e.g., hair color, height, clothes and color, facial features) of individuals who display suspicious behavior.
108. Monitor exit lane to prevent passenger breach of sterile area.
109. While monitoring one lane at a passenger checkpoint, visually monitor closed lanes to ensure that passengers do not enter these lanes.
110. Visually monitor individuals to ensure they do not enter unauthorized or sterile areas.
111. Monitor EDS screen and distinguish colors (e.g., red, blue, green, yellow, orange, black, white) to identify explosive materials.
112. Monitor the AIT screen and identify anomalies on an image at different body locations.
113. Monitor Automated Target Recognition (ATR) screens for anomalies on images.
114. Maintain positive control with passengers who set off the WTMD alarm until control of the passenger is passed off to an officer conducting secondary screening.
115. Examine WTMD to ensure it is working properly and that colored lights are illuminated that indicate a metal object has passed through the detector.
116. Distinguish colors (blue, purple) during colorimetric testing of powders or liquid testing stick/strip versus no color.
117. Visually monitor officer job performance and interactions with passengers.
118. Visually monitor officer job performance and interactions with passengers and inform supervisor of improper performance on tasks or procedures.
119. Conduct a safety check of area to inspect for hazards (e.g., trip hazards).
120. Make decisions effectively in both crisis and routine situations.
121. Maintain focus and awareness during an entire shift.
122. Shift work: Work shifts lasting up to 8 hours and work different shifts (including night shift).

SECURITY TRAINING INSTRUCTORS

ESSENTIAL JOB FUNCTIONS

1. Lift and carry passenger checkpoint baggage weighing up to 50 pounds without assistance, or more than 50 pounds with assistance, to and from x-ray belt to Explosive Trace Detection (ETD) search table.
2. Lift and carry checked baggage weighing up to 50 pounds without assistance, or more than 50 pounds with assistance, to or from the floor, Explosive Detection System (EDS) conveyor belt, rollers, and/or search table.
3. Lift and carry oversized checked baggage (e.g., ski bags, golf bags, boxes, suitcases) weighing up to 50 pounds without assistance or more than 50 pounds with assistance, to and from the floor, EDS conveyor belt, rollers, or search table.
4. Lift and carry checked baggage weighing up to 50 pounds without assistance, or more than 50 pounds with assistance, from the search table or floor and reintroduce into conveyor system or to airline.
5. Use hands to search passenger carry-on or checked baggage to detect prohibited items identified by x-ray, ETD, or EDS.
6. Push/pull checked baggage and bins across tables to move baggage to another area (e.g., search table to re-entry conveyor belt).
7. Push/pull baggage across rollers to move baggage to another area (e.g., end of x-ray unit, search table, EDS).
8. Squat, bend, and stoop to conduct pat-downs.
9. Reach overhead to conduct pat-downs.
10. Stand continuously for up to 4 hours without a break during the passenger checkpoint screening process.
11. Stand continuously for up to 4 hours without a break to search and clear checked baggage.
12. Stand continuously for up to 4 hours without a break to deliver classroom training or conduct certification testing.
13. Walk for up to 3 miles during a shift.



14. In passenger checkpoint, walk back and forth between the x-ray, secondary search area, WTMD, and divestiture area to process passengers or carry-on baggage.
15. Assist passengers with disabilities in walking through the WTMD or AIT to secondary screening area by providing a hand, arm, or shoulder for support.
16. In checked baggage, walk from one area to another to process and search baggage (e.g., conveyor to EDS, search table, outgoing conveyor).
17. Climb stairs.
18. Climb ladders to work around a bag inline system.
19. After a breach, walk to gate or other areas to conduct full screen/bag search or when searching for individuals.
20. Sit continuously for up to 4 hours without a break.
21. Sit to operate passenger and/or checked baggage screening equipment (e.g. x-ray, EDS/OSARP).
22. Sit to operate computer (e.g., data entry or retrieval, OLC).
23. Operate x-ray controls (e.g., push buttons, toggle switches, console).
24. Operate controls on EDS (e.g., console, mouse, touch screen) to manipulate and clear images using OSARP.
25. Operate computer to enter or retrieve information (e.g., OLC, emails, time sheet data).
26. Operate the AIT controls to manipulate and clear images.
27. Operate media equipment (e.g., projectors, smart board).
28. Operate controls on ETD to determine if a sample contains an explosive substance.
29. Feel and manipulate small objects with both hands
30. Open/close zippers, snaps, and buckles on baggage, backpacks, or briefcases.
31. Unpack/repack passenger belongings from suitcases, backpacks, and duffle bags to detect items identified through x-ray or EDS.
32. Place TSA Notification of Baggage Inspection tag/pamphlet into searched and cleared baggage to indicate that the baggage has been opened and inspected.
33. Conduct liquid container screening.
34. Record initials/badge number or stamp information on travel documents at TDC.
35. Secure all reports, logs, and other materials in accordance with the guidance for the protection of sensitive security information (SSI) and place them in the safe/ lock box/lock cabinet.
36. Complete reports consisting of fill in the blanks and/or check off boxes (e.g., time and attendance records, resolution pat down form).

37. Generate OJT guide (e.g., task to perform, number of hours needed) for supervisors to use when certifying new TSOs.
38. Prepare training materials and presentations for airport personnel.
39. Read travel documents (e.g., airline tickets, boarding passes) to verify the travel date and time for current day and selectee status.
40. Review an individual's ID and other paperwork (e.g., birth certificate, marriage license) to verify personal information (e.g., name, date of birth) and to check for fraudulent documents.
41. Read training materials (e.g., evolution scenarios, web-based OLC modules) to address new policies/procedures and certification.
42. Read instructor and training course materials and briefing materials provided by TSA to prepare for training classes and OLC modules.
43. Read correspondence/email from TSA regarding news, incidents, and changes or modifications in policies and procedures and sign notification list.
44. Read Standard Operating Procedures (SOP) documents (e.g., checkpoint screening, baggage screening, travel document check, playbook, specialized screening, etc.).
45. Control/direct the flow of passengers through the screening area, WTMD, or AIT.
46. Resolve and clear WTMD alarms.
47. Determine whether a passenger can re-enter the WTMD after an alarm.
48. Resolve and clear EDS alarms using on-screen alarm resolution protocol (OSARP).
49. Maintain physical control of baggage that contains a weapon, explosive, or incendiary or sets off an ETD or EDS alarm until supervisor or LEO arrives.
50. Determine whether firearm in checked baggage, detected by the EDS or an open search, was properly packaged.
51. Evaluate information provided by passenger and determine course of action (e.g., search, call supervisor).
52. Participate in online and classroom/on-site training to enhance knowledge and skills.
53. Determine whether passenger items are on the "Prohibited Items" list using detection equipment and/or physical inspection.
54. Respond to security breaches by declaring a breach (e.g., activate electronic alarm) to stop screening procedures.
55. Monitor new hires to track progress during on-the-job training and to ensure they follow proper procedures.
56. Complete a Threat Area Search when the TSO x-ray operator determines that an individual's property is or contains a possible threat.

57. Participate in and successfully complete training or train-the-trainer classes to qualify to conduct TSO training or to gain knowledge of equipment manufacturer's procedures.
58. Coordinate laboratory training and testing activities (e.g., equipment availability, scheduling participants, timeline for certification or recertification, role players).
59. Track officer training status (e.g., equipment certifications, dates for recertification) by maintaining and updating database.
60. Train TSA personnel to operate new machines.
61. Administer image tests (e.g., IMT, IMA, OSARP, AIT IAT).
62. Conduct quality assurance assessment to ensure that instructors are teaching material correctly.
63. Summarize SOP and management directives into key points for TSA personnel.
64. Conduct remedial training.
65. Ask questions of participants during instructor-led training to confirm learning retention.
66. Gather and collate materials for training classes.
67. Use radio, cell phone, or telephone to communicate with other TSA personnel.
68. Communicate description of an individual based on suspicious behaviors or appearance.
69. Communicate to passenger the options for handling a prohibited item (e.g., dispose of item, return item to car).
70. Make statement to passengers regarding ownership of baggage (e.g., "Whose bag is this?") and listen for affirmation from passenger.
71. Explain the baggage search procedures to passengers.
72. Answer passenger questions.
73. Direct passengers to place baggage on x-ray conveyor belt and/or place selected items in trays/bins.
74. Direct passengers to secondary search area for additional personal screening, baggage check, referral, or playbook.
75. Explain pat down procedure to passengers and provide the option of private screening.
76. Communicate with passengers with disabilities to determine the best way to conduct a search of the passenger.
77. Discuss status of passenger property (e.g., prohibited item, contents of baggage, purse, briefcase) with TSA personnel and agree on an outcome.
78. Ask passengers questions concerning baggage contents (e.g., sharp objects), baggage locks, and/or flight departure times and listen to responses.

79. Request assistance from an available TSO to view x-ray image, conduct pat down, or conduct a modified/targeted pat down.
80. Make a supervisor aware if a TSO is not performing a screening task (e.g., pat down) properly.
81. Notify supervisor or Transportation Security Specialist-Explosives (TSS-E) if explosives or possible IED components are discovered
82. Conduct Phase I & II New Hire Training Program (e.g., x-ray, OSARP) including uniform and badge training.
83. Conduct cross-over training for dual certification (checkpoint and checked bag).
84. Conduct machine-specific training as new machines are deployed.
85. Conduct remedial training for students who do not pass instructor-led class assessment or need additional instruction.
86. Conduct train the trainer (T3) instruction to educate others on the methods and knowledges needed to teach classes.
87. Prepare return-to-duty TSOs to take New Hire Training Program and certification tests.
88. Use ear piece (whisper radio) to hear radio communication from other TSA personnel.
89. Distinguish between audible WTMD alarms that signal presence of metal item(s) or a USP/quote.
90. Detect audible alarm on the ETD that signals explosive trace materials have been identified on the baggage/item.
91. Hear x-ray operator request a baggage check and respond by removing the bag from conveyor belt.
92. Overhear and monitor conversations among people in the airport to determine possible suspicious activity.
93. Detect alarm on liquid container screening device that signals the presence of prohibited liquids.
94. Monitor radio communications to verify that correct radio verbiage is being used.
95. Hear audible door alarm signaling a breach.
96. Localize alarm sounds.
97. Perform pat-downs of passengers.
98. Inspect passenger garments and other items removed from carry-on OR checked baggage.
99. Recognize prohibited and/or illegal items in carry-on OR checked baggage (e.g., guns, knives, scissors, tools) using detection equipment and/or physical inspection.

100. Physically inspect objects too large to go into the x-ray or EDS machine (e.g., strollers, wheelchairs, scooters, car seats, food products, 4-wheel carts, 2-wheel carts, stacks of newspapers).
101. Monitor x-rays of baggage and distinguish colors (e.g., blue, green, yellow, orange, black, white).
102. Inspect checkpoint, checked baggage, and gate areas for suspicious items.
103. Verify that name on airline ticket or boarding pass matches name on photo identification.
104. Compare photograph on identification document to passenger facial features.
105. Observe and report description (e.g., hair color, height, clothes and color, facial features) of individuals who display suspicious behavior.
106. Monitor exit lane to prevent passenger breach of sterile area.
107. While monitoring one lane at a passenger checkpoint, visually monitor closed lanes to ensure that passengers do not enter these lanes.
108. Visually monitor individuals to ensure they do not enter unauthorized or sterile areas.
109. Monitor EDS screen and distinguish colors (e.g., red, blue, green, yellow, orange, black, white) to identify explosive materials.
110. Monitor the AIT screen and identify anomalies on an image at different body locations.
111. Monitor Automated Target Recognition (ATR) screens for anomalies on images.
112. Maintain positive control with passengers who set off the WTMD alarm until control of the passenger is passed off to an officer conducting secondary screening.
113. Examine WTMD to ensure it is working properly and that colored lights are illuminated that indicate a metal object has passed through the detector.
114. Distinguish colors (blue, purple) during colorimetric testing of powders or liquid testing stick/strip versus no color.
115. Visually monitor officer job performance and interactions with passengers and inform supervisor of improper performance on tasks or procedures.
116. Make decisions effectively in both crisis and routine situations.
117. Maintain focus and awareness during an entire shift.
118. Shift work: Work shifts lasting up to 8 hours and work different shifts (including night shift).