



CONFERENCE CHAIR


	<p>Dr. Ossie Geifman-Holtzman is an American Board Certified Obstetrician-Gynecologist, Maternal - Fetal Medicine and Genetic Specialist working in Philadelphia, Pennsylvania and is affiliated with Pennsylvania Hospital, University of Pennsylvania. Dr Geifman-Holtzman is also a Professor at Drexel Medical School and at the Fel's Institute, Temple School of Medicine, the home for her research laboratory. Currently, she is also the medical director of the Philadelphia Pregnancy, Ultrasound and Genetic Center. She has been the director of The Philadelphia Prenatal Conference for the past 14 years.</p>
<p>Ossie Geifman-Holtzman, MD, FACOG, FACMG Medical Director, Philadelphia Pregnancy, Genetics & Ultrasound Center, Prenatal Diagnosis Institute. Professor, Drexel University College of Medicine & Fels Institute, Temple University School of Medicine</p>	

SCIENTIFIC COMMITTEE

	<p>Elena Ashkinadze is an Assistant Professor and Supervisor of Prenatal Genetics at Rutgers-Robert Wood Johnson Medical School. She is a graduate of the Sarah Lawrence Genetic counseling program and has close to 20 years of experience in clinical genetics. She is currently the director of the Reproductive Genetics course at the new Rutgers Genetic Counseling Training program. She has served as the Treasurer and President of the Human Genetics Association of NJ and is currently the Chair of the Genetic Counseling Advisory Committee for the Board of Medical Examiners under the Division of Consumer Affairs in NJ. She serves on the Maternal Child Mortality and Morbidity committee for the state of NJ. She is faculty at Rutgers and involved in teaching several courses as well as serving as the Director of OBGYN</p>
<p>Elena Ashkinadze, MS, LCGC Assistant Professor. Supervisor, Perinatal Genetics Division of Maternal Fetal Medicine Rutgers, Robert Wood Johnson Medical School, NJ</p>	

	<p>Grand Rounds. She has been a speaker at local and national conferences on reproductive genetics and has authored several peer reviewed publications. She has been involved in organizing the Philadelphia Prenatal Genetics Conference from its inception.</p>
--	---

	<p>Peter Benn is Professor Emeritus at the University of Connecticut Health Center, Farmington, Connecticut. Dr Benn received his undergraduate degree and also has a Doctor of Science degree from the University of St Andrews, Scotland. He received his PhD at the University of Birmingham, England, with research in cancer genetics and cytogenetics. From 1977 to 1979 he was a post-doctoral fellow in the Department of Human Genetics at the University of Pennsylvania, Philadelphia. He subsequently specialized in laboratory service in the areas of prenatal screening and diagnosis. He has published over 170 peer reviewed papers and authored numerous reviews, chapters, position statements, and other articles. From 1990-2019, he was a faculty member at the University of Connecticut. He is a consultant to Natera, Inc., and serves on an Advisory Board for Menarini Silicon Systems. His past professional activities include International Society for Prenatal Diagnosis Board Membership, Editor for Genetics for <i>Ultrasound in Obstetrics and Gynecology</i> and a founding member of the Origins of Aneuploidy Research Consortium.</p>
<p>Peter Alan Benn PhD., FACMG, DSc. Professor Emeritus, Department of Genetics and Genome Sciences, University of Connecticut Health Center, CT</p>	



Vincenzo Berghella, MD

Professor, Department of Obstetrics and Gynecology
Director, Division of Maternal-Fetal Medicine & MFM Fellowship Program
Thomas Jefferson University/Sidney Kimmel Medical College, Philadelphia, PA

Vincenzo Berghella is originally from Pescara, Italy, from where he moved after High School to attend Manhattanville College, New York, USA. He did medical school at Thomas Jefferson University (TJU), in Philadelphia; Ob-Gyn Residency at New York Downtown Hospital in Manhattan, New York City, and Maternal-Fetal Medicine (MFM) Fellowship at TJU, in Philadelphia, where he remained and is Director of the MFM Division and Fellowship Program.

Vincenzo Berghella (VB) is has authored over 600 peer-reviewed scientific manuscripts, is the editor or co-editor of medical textbooks such as 'Obstetric Evidence Based Guidelines' (in 4th edition), 'Maternal Fetal Evidence Based Guidelines' (in 4th edition), 'Evidence Based Labor and Delivery', 'Obstetrics: normal and abnormal pregnancies', and 'Operative Obstetrics.' He is also author of over 45 other medical and non-medical (e.g. Happiness: the scientific path to achieving well-being) books (see www.amazon.com). VB has been a member and leader (chairman) of several Committees of the American College of Obstetrics and Gynecology (ACOG), is an Oral Examiner for the American Board of Obstetrics and Gynecology (ABOG) for Maternal-Fetal Medicine, and is Past-President of the Society for Maternal-Fetal Medicine (SMFM). He is Editor in chief of the American Journal of Obstetrics and Gynecology Maternal-Fetal Medicine (AJOG MFM) (Founding Editor), Associate Editor for the American Journal of Obstetrics and Gynecology (AJOG), Deputy Editor at UpToDate, and Associate Editor for the Cochrane Review. He works as a clinician (about 50% of the time) at TJU, educator, and clinical researcher. His research interests are in high-risk pregnancy, in particular but not limited to prediction and prevention of preterm birth, and management of labor and delivery.



Angie Child Jelin, MD

Associate Professor, Obstetrics and Gynecology
Assistant Director, Prenatal Genetics, Johns
Hopkins University School of Medicine, Maryland

Dr. Angie Jelin is the assistant director of prenatal genetics at the Prenatal Diagnostic Center in the Division of Maternal-Fetal Medicine and an associate professor in the Johns Hopkins Medicine Department of Gynecology and Obstetrics. Her areas of clinical expertise include prenatal genetic counseling, fetal imaging, chorionic villus sampling and amniocentesis, with a focus on fetal complications in pregnancy. Dr. Jelin's research involves fetal imaging and genetic diagnoses, including whole exome and whole genome sequencing. She has a specific interest in urogenital anomalies.



Menachem Miodovnik, MD

Adjunct Professor, Department of Obstetrics &
Gynecology University of Maryland School of
Medicine, MD

Dr. Menachem Miodovnik is an obstetrician-gynecologist in Bethesda, Maryland and is affiliated with multiple hospitals in the area, including MedStar Washington Hospital Center and MedStar Georgetown University Hospital. He received his medical degree from The Hebrew University of Jerusalem Hadassah Medical School and has been in practice for more than 20 years.



Dr. Owen Montgomery, MD is an Obstetrics & Gynecology Specialist in Philadelphia, PA and has over 40 years of experience in the medical field. He graduated from Hahnemann University – Philadelphia medical school in 1981. He is affiliated with medical facilities such as Thomas Jefferson University Hospital and Jefferson Methodist Hospital.

Owen Montgomery, MD

Professor and Vice President, Women's and Children's Health Service Line,
Sidney Kimmel College of Medicine
Thomas Jefferson University, Philadelphia



Jack Rychik, MD

Professor & Director, The Fetal Heart Program
Children's Hospital of Philadelphia
University of Pennsylvania School of Medicine

Dr. Jack Rychik is the Robert and Dolores Harrington Endowed Chair in Pediatric Cardiology and Associate Chief of Pediatric Cardiology at the Children's Hospital of Philadelphia. He is a pediatric cardiologist with specific clinical and research interests in fetal and pediatric echocardiography and in the outcomes of children with single ventricle type of heart disease. Dr. Rychik is Director of the Fetal Heart Program, a clinical service, which provides care for the fetus with cardiovascular disease and its family. The program is one of the largest in North America with over 3500 fetal echocardiograms performed annually. Dr. Rychik is also founder and director of the Single Ventricle Survivorship Program, a unique multidisciplinary program, which focuses on comprehensive sub-specialty services to assess end-organ circulatory consequences of single ventricle type of complex heart disease in children and young adult survivors.



I hope you and your family, colleagues and students are well. We will all get through this pandemic together. Keep calm, wear a mask and wash your hands!

I was taught early in my career to share what I have learned. I have had the great good fortune to work

Dennis Wood, Jr., RDMS, RDCS, RCPT
Director, Fetal Echocardiography Course
Thomas Jefferson University, Pennsylvania

with giants in congenital heart disease, including Bill Rashkind, Vicky Vetter, Bill Norwood, Saemundur Gudmundsson, Jim Huhta, Vincenzo Berghella and many others who guided my research in congenital heart disease physiology and my efforts in teaching fetal cardiovascular ultrasound. Over the last 45 years, I have been privileged to work with Project Hope and WHO in training lots of fellows in pediatric cardiology, neonatology and maternal fetal medicine, many of whom have now become the giants of our fields. My rewards have been to present papers and give lectures and courses around the world. Have slides, will travel.

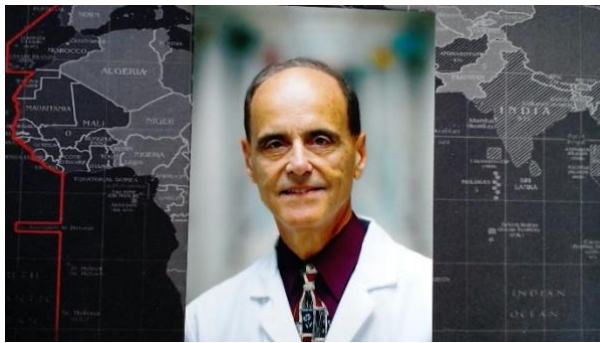
FACULTY



Homa Ahmadzia, MD., MPH
Associate Professor
Division of Maternal-Fetal Medicine
Department of Obstetrics & Gynecology
The George Washington University

Homa K. Ahmadzia, MD/MPH is a Maternal-Fetal Medicine specialist and Associate Professor in the Department of Obstetrics and Gynecology. Dr. Ahmadzia completed her undergraduate, medical school education, and Masters of Public Health at The George Washington University. She then completed her residency at Yale University where she was awarded the Outstanding Resident Teaching Award in both her second and third year of residency and also served as Administrative Chief resident. She completed her fellowship in Maternal-Fetal Medicine at Duke University. She attended the Excellence in Clinical Research course and NICHD Young Investigators Conference. During fellowship, she served on the Society of Maternal Fetal Medicine Global Health Committee. She has previously received the Clinical and Translational Science Institute KL2 Mentored Career Development Award through the GW-CNMC partnership with NIH and currently on a K23 Career Mentored Development Award from NHLBI. She has a specific clinic for Pregnancy and Hematology issues at GW. She also has other grant funded research from the FDA and Gates

foundation as well as serves as the Medical Monitor for the Maternal-Fetal Medicine Unit Network. Dr. Ahmadzia's clinical areas of interest include prenatal diagnosis, ultrasonography, management of high risk pregnancies, bleeding disorders and thrombophilias, preconception counseling and infectious diseases. She enjoys taking care of women during pregnancy and hopes to improve perinatal outcomes for women in the US and abroad through her clinical and research interests.



Joseph J Apuzzio, MD
Professor and Vice- Chair, Director Division of Maternal Fetal Medicine in the Department of Obstetrics, Gynecology and Women's Health, and Professor of Radiology at Rutgers New Jersey Medical School, Newark, New Jersey.

Joseph J Apuzzio MD is Professor and Vice- Chair, Director Division of Maternal Fetal Medicine in the Department of Obstetrics, Gynecology and Women's Health, and Professor of Radiology at Rutgers New Jersey Medical School, Newark, New Jersey. He graduated Phi Beta Kappa from Rutgers University and received his MD degree from New Jersey Medical School. Residency was in Ob/Gyn at Martland Hospital, Newark, New Jersey and Maternal Fetal Medicine Fellowship at University Hospital, Newark, New Jersey. He is on the faculty of Rutgers New Jersey Medical School and serves on numerous medical school and Hospital committees. He is a Past Chair of ACOG District III which has 5,000 members and encompasses the states of Delaware, NJ, Pa and the Dominican Republic and served on the executive board of ACOG. He is a member of the State of New Jersey Maternal Mortality Review Team for many years. Dr Apuzzio clinical and research interests are high risk pregnancy, infectious diseases in Ob/Gyn. Dr Apuzzio is double boarded with certification and re-certification in both Ob/Gyn and Maternal Fetal Medicine and has over 125 articles published with over 100 abstracts in the medical literature and edited several books. He was named numerous times in the Castle Connolly guide as a best doctor in the New York metropolitan area

and has been so listed for the past 16 years. He is also listed as a best doctor in a recent issue of Inside Jersey Magazine. He recently published a book "A Hero Walked Here" about a true American Hero who lost his life while trying to save a woman from her burning home published by Lulu Press (Lulu.com). Dr. Apuzzio practices high risk obstetrics at University Hospital Newark, New Jersey.



Robert Bendon, MD
Perinatal Pathologist

Dr. Bendon has been a perinatal pathologist for over 30 years. his goal in this conference is to help obstetricians understand what we, as pathologists, can and cannot discover from the examination of the placenta and the autopsy of stillborn infants. We deduce causes based on comparison with better understood mechanisms of fetal death, as well as basic biological principles. He will argue that the cause of the placental system failure in unexplained stillbirth, perinatal hypoxic ischemic encephalopathy, and unexplained non-reassuring fetal heart rate patterns during delivery, may be related. Understanding causation in these complications may require a quantitative, multisystem approach to the pathologist. Most important for progress is knowledge and active clinical participation in interpreting the autopsy. To prevent stillbirth we need to ask from the pathologist what critical changes are detectable and how they will progress.



Diana Bianchi, MD

Director, Eunice Kennedy Shriver National Institute of Child Health and Human Development, National Institutes of Health, MD

Diana W. Bianchi is the Director of the Eunice Kennedy Shriver National Institute of Child Health and Human Development (NICHD) and a Senior Investigator in the Center for Precision Health Research at the National Human Genome Research Institute (NHGRI). She received her M.D. from Stanford and her postgraduate training in Pediatrics, Medical Genetics and Neonatal-Perinatal Medicine at Harvard. Dr. Bianchi's research focuses on noninvasive prenatal screening and development of novel fetal therapies for genetic disorders. She has published over 350 peer-reviewed articles. She has held multiple leadership positions, including Presidents of the International Society for Prenatal Diagnosis (ISPD) and the Perinatal Research Society. She served as the Editor-in-Chief of the journal Prenatal Diagnosis from 2007-2020. In 2013 Dr. Bianchi was elected to the US National Academy of Medicine. She received an honorary Ph.D. from the University of Amsterdam in 2020.




Yair Blumenfeld, MD


Associate Professor - University Medical Line, Obstetrics & Gynecology - Maternal Fetal Medicine, Stanford University

Clinical Focus
Maternal-Fetal Medicine
Prenatal Diagnosis
Fetal Therapy
Clinical Obstetrics
Obstetrics and Gynecology
Academic Appointments
Associate Professor - University Medical Line, Obstetrics & Gynecology - Maternal Fetal Medicine
Member, Maternal & Child Health Research Institute (MCHRI)
Administrative Appointments
Director of Fetal Therapy, Lucile Packard Children's Hospital (2017 - Present)
District IX, Section II Chair, ACOG (2015 - 2017)
Chair, Education Committee, SMFM (2015 - 2016)
Medical Director, Labor & Delivery, Lucile Packard Children's Hospital (2013 - 2017)

	<p>Education Committee, SMFM (2011 - 2016) All Administrative Appointments (13) Honors & Awards Outstanding Clinical Fellow, Department of Obstetrics & Gynecology, Stanford University (2008) Resident Teaching Award, Department of Obstetrics & Gynecology, Stanford University (2011) APGO Teaching Award, Department of Obstetrics & Gynecology, Stanford University (2012) Professional Education Fellowship: Stanford University Maternal Fetal Medicine Fellowship (2009) CA Residency: Mount Sinai Medical Center (2006) NY Board Certification: American Board of Obstetrics and Gynecology, Maternal and Fetal Medicine (2011) Board Certification: American Board of Obstetrics and Gynecology, Obstetrics and Gynecology (2008) Fellowship, Stanford University, Maternal-Fetal Medicine (2009) Internship: Mount Sinai Medical Center (2003) NY Medical Education: Sackler School of Medicine (2002) Israel</p>
--	--

	<p>Dr. Brandt is Associate Professor of Obstetrics and Gynecology and Director of Maternal-Fetal Medicine Division at NYU Langone Health. He completed his internship and residency training in Obstetrics and Gynecology at the New York Presbyterian/Weill Cornell Medical Center and his Maternal-Fetal Medicine fellowship at the Hospital of University of Pennsylvania. Dr. Brandt is board certified in Obstetrics and Gynecology and Maternal-Fetal Medicine. He is a member of the Society for Maternal-Fetal Medicine, the American College of Obstetricians and Gynecologists, the American Institute for Ultrasound in Medicine, and World Professional Association for Transgender Health. Dr. Brandt has strong clinical interests in providing affirming obstetrical care for people with diverse gender identities, including people with</p>
<p>Justin S. Brandt, MD Associate Professor of Obstetrics and Gynecology and Director of Maternal-Fetal Medicine Division at NYU Langone Health.</p>	

	<p>birthing potential who are transgender. He is a dedicated teacher who has received numerous teaching awards and an active clinician researcher whose research has addressed questions related to inclusive research practices, bibliometrics, obstetric ultrasound, and maternal and fetal complications. Dr. Brandt has served on several national committees, including the Society for Maternal-Fetal Medicine's Diversity and Inclusion in the Workforce Committee and the Publications Committee.</p>
--	---

	<p>Dr. Bromley is a maternal fetal medicine physician who has been working in the field of prenatal diagnosis since the mid 1980's. Her practice specializes in both obstetric and gynecologic ultrasound. She has held leadership roles at the American Institute of Ultrasound in Medicine and is chair of the Perinatal Quality Foundation and is passionate about quality and safety in the use of prenatal sonography.</p>
<p>Byann Bromley, MD Professor of Obstetrics, Gynecology and Reproductive Biology, Massachusetts General Hospital, Boston</p>	<p>Fun Fact: Born and bred in the territory of Hawai'i</p>



Ricki Carroll, MD
Nemours Children's Hospital


Dr. Ricki Carroll is a complex care and palliative care physician on the skeletal dysplasia and palliative care teams at Nemours Children's Hospital, Delaware. Dr. Carroll works to provide a medical home and manage care for children with a wide array of skeletal dysplasias. Her background in palliative medicine allows her to focus on pain and symptom management needs for these children, teens and young adults. Dr. Carroll also leads the skeletal dysplasia consultative service, providing care for infants and children with skeletal dysplasias who are in the hospital. Additionally, drawing upon her Master's in Bioethics, she is currently serving as co-Chair of the Nemours Ethics and Patients' Rights Committee.



Representative Morgan B Cephas
serving the 192nd Legislative District

Morgan Cephas was elected to serve her first term in the Pennsylvania House of Representatives in November 2016. A native of West Philadelphia and product of public school, Morgan has worked tirelessly in the public sector, building her community block by block. At an early age, Morgan realized that a community that offers safety, job security, access to quality education and multi-generational recreational activities are key components to ensuring a neighborhood's success. In the General Assembly, Morgan's priorities include increasing education opportunities and career pipelines for youth and young adults, creating jobs through business expansion, providing resources to seniors, expanding access to health care to improve health

	<p>outcomes and ensuring women and girls are a priority in the assembly.</p> <p>Since joining the PA House, Representative Cephas has introduced laws to end nuisance stop-and-goes, reverses the trend of maternal mortality, expand financial relief for childcare expenses and to bring dignity for incarcerated women. Since her first term, she successfully secured over \$12 million in state funds to improve local schools, parks, businesses and libraries and to jumpstart community development projects in her district. She currently sits on the Agricultural & Rural Affairs, Appropriations and Labor & Industry Committees, is a member of the Pennsylvania Legislative Black Caucus and chairwoman of the Women and Girls of Color subcommittee, a member of the Philadelphia Delegation and Vice Chairwoman of the Democratic Women's Health Caucus.</p>
--	--

 A portrait of a woman with long, wavy brown hair, wearing a white lab coat over a purple top. She is looking directly at the camera with a slight smile.	<p>Dr. Chakhtoura's main research areas include: the epidemiology and natural history of HIV infection in pregnant and non-pregnant women, HIV prevention and treatment research in pregnant and non-pregnant women, congenital infections such as Zika and cytomegalovirus, women's health, and cohort studies and clinical trials. She also serves as the executive secretary of the HHS Panel on Treatment of Pregnant Women with HIV</p>
--	--

Nahida Chakhtoura, MD

Branch Director of the Eunice Kennedy Shriver National Institute of Child Health and Human Development (NICHD)

Infection and Prevention of Perinatal Transmission.

Dr. Chakhtoura received her M.D. from the University of Miami, Miller School of Medicine, and her Master of Science in global health from Duke University. She completed a residency in obstetrics and gynecology at Jackson Memorial Hospital and was a fulltime faculty at the University of Miami prior to joining NICHD. She still holds a volunteer faculty position with the University of Miami.



Bettina Cuneo, MD

Professor of Pediatrics and Obstetrics, Director of Perinatal Cardiology, Children’s Hospital Colorado

Dr. Cuneo is board certified in Pediatrics and Pediatric Cardiology. She is the Director of Perinatal Cardiology and Fetal Telemedicine at Children’s Hospital Colorado and University of Colorado School of Medicine. She began September 1, 2013 and her academic/research interests include fetal cardiology and fetal arrhythmias especially fetal long QT syndrome and AV block. Dr. Cuneo earned her undergraduate degree in English Literature at Lawrence University and her medical degree at The Medical College of Wisconsin. She completed her residency at Case Western Reserve University Medical School, in Cleveland Ohio and then spent a year as the only pediatrician in Leslie County, Kentucky. Dr. Cuneo then completed her fellowship in Pediatric Cardiology at Children’s Memorial Hospital, Northwestern University School of Medicine. As a second year fellow, Dr. Cuneo won the American Academy of Pediatrics Young Investigator Award in Pediatric Cardiology. She spent the next twenty years building the largest fetal cardiology program in Illinois, including a fetal echo telemedicine network linking Chicago to rural Indiana and Northern Illinois. In her spare time, Dr. Cuneo enjoys competing in Gran Fondos in France, Italy and the United States and loves spending time with her family.



Alan Decherney, MD

Branch Chief for Reproductive Endocrinology,
Infertility and Gynecology

Deputy Clinical Director for Academic Affairs
Eunice Kennedy Shriver NICHD/NIH

Alan Hersh DeCherney M.D. Received his Medical Degree is from Temple University School of Medicine

where he was AOA and awarded the Henry Laughlin Alumnus of the Year Award in 2005. His internship in Medicine was at the University of Pittsburgh, followed by a residency in Obstetrics and

Gynecology at the University of Pennsylvania. He holds an honorary Master of Arts Degree from Yale University, and he completed a research fellowship in Immunology at the Lister Institute in London, England.

He is currently Deputy Clinical Director for Academic Affairs, Director, Reproductive Endocrinology and Infertility Fellowship Program and Head, Reproductive Endocrinology and Gynecology of the Eunice

Kennedy Shriver National Institute of Child Health and Human Development (NICHD) of the National Institutes of Health.

Dr. DeCherney has been a Member of the National Academies of Sciences, Engineering, and Medicine.

Institute of Medicine (IOM) since 2004 and was Chairperson of the IOM Interest Group on Maternal &

Child & Human Development 2008 to 2010. He served on the IOM Committee on Ethical and Social

Policy Considerations of Novel Techniques for the Prevention of Maternal Transmission of Mitochondrial

DNA Diseases and the Selection Committee for the

Norman F Gant/American Board of Obstetrics and Gynecology (ABOG) Fellow.

Dr. DeCherney was the John Slate Ely Professor of Obstetrics and Gynecology at Yale University School of Medicine and the Division Director of Reproductive Endocrinology and Infertility and Women's Health Services; prior to that, Dr. DeCherney was the Phaneuf Professor and Chair of

Obstetrics and Gynecology at Tufts University School of Medicine.

He was the Director of the Division of Reproductive Endocrinology at the David Geffen School of

Medicine at the University of California, Los Angeles (UCLA) from 1996 to 2006 and was Chair of the

Department of Obstetrics and Gynecology from 1996 to 2003.

He is a Fellow of the American College of Obstetricians and Gynecologists; Past President of the

American Society for Reproductive Medicine; a Past President of the Society for Reproductive Endocrinology and Infertility, the Society of Reproductive Surgeons, and the Society of Assisted

Reproductive Technology. He is a Member of the American Gynecological and Obstetrical Society and

a Past President of the Society for Gynecologic Investigation (now Society of Reproductive Investigation). He is the recipient of the President's Achievement Award from the Society of

Gynecologic Investigation and the American Society for Reproductive Medicine. The NICHD Mentor Award.

He is a Member of the Royal College of Obstetricians and Gynecologists (ad eundem) and holds

Honorary Degrees (Honoris Causa) from the Aristotle University in Thessaloniki ,Greece and The


University of Bucharest in Romania.

He was the Editor-in-Chief of the journal, Fertility and Sterility, from 1996 to 2011. He was an Associate Editor and Editorial Board Member of the New England Journal of Medicine and a Member of the Editorial Board of Obstetrics and Gynecology.



Mary T. Donofrio, MD, is a Professor of Pediatrics at George Washington University School of Medicine and is a Pediatric and Fetal Cardiologist at Children's National Hospital in Washington DC. She is the VanMetre Companies Endowed Chair of Fetal Cardiology and is Medical Director of Prenatal Cardiology, Director of the Critical Care Delivery Program and Advanced Cardiac Imaging Fellowship, and Co-director of the Cardiac Neurodevelopmental Outcome Program. She is the Founding and current President of the Fetal Heart Society, a non-profit international organization created to advance the field of fetal cardiovascular care and science through collaborative research, education and mentorship. Dr. Donofrio is an international expert in fetal cardiology and has published over 130 papers, including the American Heart Association Scientific Statement on the Diagnosis and Treatment of Fetal Cardiac Disease.

Mary Donofrio, MD
Professor and Director, Fetal Heart Program
Co- Director, Cardiac Neurodevelopmental
Program, Children's National Medical
Center
George Washington University, Washington, DC



Lorraine Dugoff, MD

Professor

Chief, Division of Reproductive Genetics ,
Department of Obstetrics and Gynecology,
Hospital of the University of Pennsylvania

B.A. (Biology/Psychology)

Wesleyan University, Middletown, Connecticut,
1984.

M.D.

Georgetown University School of Medicine,
Washington, DC, 1989.

Post-Graduate Training

House Officer I-II, Obstetrics and Gynecology,
Pennsylvania Hospital, Philadelphia, Pennsylvania,
1989-1991.

House Officer III-IV, Obstetrics and Gynecology,
University of Colorado School of Medicine,
Denver, CO, 1991-1993.

Fellow, Maternal Fetal Medicine, Department of
Obstetrics and Gynecology, University of Colorado
School of Medicine, Denver, CO, 1993-1995.


Fellow, Clinical Genetics, Departments of
Pediatrics and Obstetrics and Gynecology,
University of Colorado School of Medicine,
Denver, CO, 1995-1996.

Colorado Health Outcomes Faculty Scholars
Program, University of Colorado School of
Medicine, Denver, CO, 2006-2008.

NIH Women's Reproductive Health Research
Scholar, Department of Obstetrics and
Gynecology, University of Colorado School of
Medicine, Denver, CO, 2006-2008.


I have responsibility for the Fetal-Neonatal
teaching curriculum for Radiology residents and
fellows, and for the imaging education of Newborn
Medicine fellows. I mentor Radiology, Pediatric
and Maternal Fetal Medicine residents and
fellows, and collaborate with advanced degree
non-MD faculty on technical advancements in
imaging fetuses and newborns with congenital
anomalies. I collaborate extensively, both
clinically in developing and furthering clinical
research, with pediatric colleagues in neurology,
neurosurgery, gynecology, orthopedics, urology,

	nephrology, surgery, plastic surgery, genetics and neonatology.
--	---

	<p>Dr. Uri Elkayam is a professor of Medicine and Obstetrics and Gynecology and director of the maternal cardiology program at the university of Southern California in Los Angeles. Dr. Elkayam has been a member of the faculty of the division of cardiology since 1981 and his previous positions included chief of cardiology USC university hospital and director of the heart failure program. He is a past member of the executive council of the Heart Failure Society of America.</p>
<p>Uri Elkayam, MD</p>	<p>Dr Elkayam research and clinical interests are congestive heart failure, heart disease and pregnancy, valvular heart disease, cardiomyopathies, and cardiovascular pharmacology. He has been involved in more than 100 self-initiated, NIH and industry funded research projects and has served in a leading position in numerous national and international multicenter studies.</p> <p>He is an associate editor of the journal JACC Advances and an editorial consultant for the journal JACC heart failure. Dr. Elkayam is the author or co-author of over 250 publications and over 90 book chapters and the editor of 4 editions of the textbook “Cardiac Problems in Pregnancy”.</p> <p>He has been the director of the annual Los Angeles heart failure symposium for the last 27 years, the founder and chairman of the International Congress on Cardiac Problems in Pregnancy and the director of an annual national symposium on Cardio Obstetrics.</p>

	<p>Dr. Elkayam was the recipient of the 2021 American College of Cardiology Bernadine Healy Leadership in Women's Cardiovascular Disease Distinguished Award.</p>
--	---

	<p>Dr. Mark I. Evans is President of the Fetal Medicine Foundation of America, Professor of Obstetrics & Gynecology at Mt. Sinai School of Medicine, President of the International Fetal Medicine and Surgery Society Foundation, and President of Comprehensive Genetics, PLLC. He is considered one of the major key opinion leaders in the fields of prenatal diagnosis, screening, and fetal therapy world-wide. He routinely lectures every year all over the world and is regularly invited as visiting professor to national and international obstetrics and genetics meetings. Dr. Evans has over 1200 scientific publications including 30 text books. He has had multiple NIH grants including being a principal investigator for the search for fetal cells in maternal blood. He has received numerous national and international honors including receiving the President's Award for Achievement from the Society for Gynecologic Investigation and was elected President of the International Fetal Medicine and Surgery Society twice.</p>
<p>Mark Evans, MD Professor of Obstetrics & Gynecology Mount Sinai School of Medicine, New York</p>	



Shuping Ge, MD, FACC, FAHA, FASE
Professor of Cardiovascular Medicine,
Pediatrics, Obstetrics and
Gynecology, Geisinger Commonwealth
School of Medicine
System Chair, Pediatric, and Adult
Congenital Cardiology, Geisinger Heart and
Vascular Institute

Dr. Shuping Ge is the Professor of Cardiovascular Medicine, Pediatrics, Obstetrics and Gynecology, Geisinger Commonwealth School of Medicine and the System Chair, Pediatric, and Adult Congenital Cardiology, Geisinger Heart and Vascular Institute. He completed his fellowship in pediatric cardiology at the University of Colorado Children's Hospital and is board certified in pediatrics and pediatric cardiology.


Dr. Ge has a special interest in non-invasive imaging, including cardiac ultrasound and other imaging modalities used for the diagnosis and assessment of congenital heart defects



Jessica Giordano, LCGC
Assistant Professor of Genetic Counseling
(OBGYN)
Associate Director of Womens Genetics
Research
Columbia University Irving Medical Center

Jessica is an board-certified genetic counselor and assistant professor of genetic counseling with 14+ years of clinical, research, and industry related experience in prenatal genetic counseling and testing. In her clinical work, she has witnessed how non-invasive aneuploidy screening, diagnostic testing via microarray, and pan-ethnic screening has transformed prenatal practice, making complex genetics test part of primary obstetrical practice. She successfully led Columbia's fetal exome sequencing study published in Lancet, the stillbirth exome study published in the NEJM, and is the primary manager for the NICHD multi-center study PrenatalSEQ, aiming to study the use of genomic sequencing in pregnancy. to change post-natal management and LosSEQ, aiming to study use of genomic

	<p>sequencing in stillbirth.</p> <p>In these research roles, she consents patients, curates variants, and assesses genotype-phenotype correlations with the goal of ultimately communicating results to patients to impact clinical management. Additionally, Jessica has been integral to the recent development and launch of Columbia's new Genetic Counseling Graduate Program and currently serves as a course director and scholarly project mentor to their graduate students.</p>
--	---

	<p>Elizabeth Goldmuntz, MD, FAAP, FACC, is an attending cardiologist in the Cardiac Center at Children's Hospital of Philadelphia with expertise in congenital heart disease and echocardiography.</p>
<p>Elizabeth Goldmuntz, M.D Attending cardiologist Cardiac Center Children's Hospital of Philadelphia</p>	



Katherine Grantz, MD, MS

Senior Investigator
Epidemiology Branch, Division of
Population Health Research, Division of
Intramural Research
Eunice Kennedy Shriver National
Institute of Child Health and Human
Development
National Institutes of Health

Dr. Grantz is a board-certified Obstetrician and Maternal-Fetal Medicine specialist with a long-standing interest in providing evidence to guide contemporary pregnancy and obstetric management. As part of her high-risk pregnancy fellowship, she obtained a Master of Science in Clinical Research at the University of Pittsburgh through the NIH Clinical Research Training Program. Dr. Grantz overarching research goal is to provide evidence for improved clinical management of pregnancy complications, including fetal growth and labor and delivery management with a focus on when to deliver a high-risk pregnancy. She conducts perinatal epidemiologic research as Senior Investigator at NICHD, NIH and practices as a Senior Attending at MedStar Washington Hospital Center and Professor of Obstetrics and Gynecology at Georgetown University. Dr. Grantz initially facilitated the integration of over 240,000 electronic medical records for a pregnancy cohort, the Consortium on Safe Labor (CSL). Findings from the CSL have informed clinical practice guidelines for modern management of labor and delivery.



Anthony Gregg, MD, MBA

Anthony Gregg, MD, MBA
Maternal Fetal Medicine and Clinical
Genetics
Prisma Health, Columbia South Carolina

Dr. Gregg is board certified in obstetrics and gynecology, maternal fetal medicine, and clinical genetics.


He cares for women with obstetric, medical, and fetal complications of pregnancy. Dr. Gregg held prior

faculty appointments at the University of Iowa, Baylor College of Medicine (Houston), the University of

South Carolina, and Texas A and M College of Medicine. He held past positions of leadership and

committee participation in several professional organizations including the Perinatal Research

	<p>Society,</p> <p>American College of Medical Genetics and Genomics and the American College of Obstetricians and</p> <p>Gynecologists. He was Director of the Maternal Fetal Medicine Fellowship Program at the University of</p> <p>Florida College of Medicine where he also received his MBA. He has co-authored national guidance</p> <p>addressing non-invasive prenatal screening and expanded prenatal carrier screening.</p>
--	--

	<p>Dr. Gutmann (she/her), who completed her medical training at Yale University, has devoted her career to helping people create their families of choice. She practices at RMA of Philadelphia and is on the faculty of Jefferson University. Dr. Gutmann has published numerous articles and has lectured extensively topics including LGBT family building, third party reproduction, and the use of complementary and alternative medicine in infertility. She has held leadership positions in many professional organizations and is on the advisory board of several patient advocacy groups. She is the recipient of many awards, though the one she values most is the Joyce M. Vargyas, M.D. Visionary Award for her impact in the fields of fertility, reproductive health, and family building within the LGBTQ+ community.</p>
<p>Jackie Gutmann, MD</p>	



**Prof. Asma Khalil, MD,MBBCh, MRCOG,
MSc(Epi), DFSRH, Dip(GUM)**

Professor of Fetal Medicine

St George's Hospital, University of London

London, United Kingdom

Director of Fetal Medicine Unit
Liverpool Women's Hospital

Vice-President of Royal College of Obstetricians
and Gynaecologists

Asma Khalil is a Professor of Fetal Medicine. She is the Obstetric Lead at the National Maternity and Perinatal Audit (NMPA). She gained her MD at the University of London in 2008. She has recently being elected as the Vice-President of the Royal College of Obstetricians and Gynaecologists.

Prof. Asma Khalil has published more than 400 peer-reviewed papers, and many published review articles and chapters. She was awarded many research prizes, both at national and international meetings. She was awarded the 2021 FIGO Women's Awards: Recognising Female Obstetricians and Gynaecologists. Her research interests include twin pregnancy, congenital infections, fetal growth restriction and hypertensive disorders in pregnancy.

She had a fellowship with the National Institute of Health and Care Excellence (NICE). committed to the implementation of clinical guidelines in practice. She is the Lead author of the ISUOG guideline on the role of ultrasound in twins and congenital infections. She also led the guideline team developing the FIGO guideline on twin pregnancies. She was a member of the NICE Guideline Committee updating the Twin and Multiple Pregnancy guidance.




Susan Klugman MD FACOG, FACMG
Professor, Obstetrics & Gynecology and
Women's Health
Albert Einstein College of Medicine/
Montefiore Medical Center
President, American College of Medical Genetics
and Genomics


Dr Susan Klugman is the Director of the Division of Reproductive Genetics at Montefiore Medical Center/Albert Einstein College of Medicine. She is also the Director for the Medical Genetics and Genomics training program. She is a Professor of both Obstetrics & Gynecology and Women's Health and Pediatrics, and is Board Certified in both Clinical Genetics and Obstetrics/Gynecology. She graduated from Cornell University a BS with honors in Biometry and Statistics and from NYU School of Medicine. Dr. Klugman completed her Ob/GYN and Clinical Genetics training at the Albert Einstein College of Medicine/Montefiore Medical Center. She practiced as a ob/gyn generalist for 10 years and served as the medical director of the Larchmont Women's Center before completing her genetics training

Dr. Klugman divides her time between her clinical practice (primarily related to prenatal and cancer genetics) and teaching and administrative duties. She has participated in multiple local and national clinical trials and coauthored over 50 peer-reviewed publications and national guidelines. She is a mentor for many high school, college and medical students and helped many of them publish peer-reviewed articles. Dr. Klugman is a known community lecturer/educator and has appeared on several national television news programs, on topics relating to prenatal and cancer genetics.


Dr. Klugman is currently the President of the American College of Medical Genetics and Genomics (ACMG), where she previously served as President Elect and VP for Clinical Genetics and as liaison to the Professional Practice and Guideline committee and the Social, Ethical and Legal Issues committee. She is also active in the American College of Obstetricians and Gynecologists(ACOG) and was the recipient of ACOG's Dr John McCain Advocacy Fellowship, which allowed her to spend several weeks in DC in 2018 working with the governmental affairs team. She serves as ACMG's representative to the

	AMA House of Delegates, and on ACOG's NY district legislative committee.
--	--

	<p>Dr. Deborah Krakow is Professor and Chair of the Department of Obstetrics and Gynecology at UCLA. Dr. Krakow is also Professor of Orthopaedic Surgery and Professor of Human Genetics at UCLA. Dr. Krakow received her bachelor's degree from Arizona State University in Tempe and her medical degree from Chicago Medical School. After an internship and residency in obstetrics and gynecology at Cedars-Sinai Medical Center, she completed fellowships in maternal-fetal medicine at Harbor-UCLA Medical Center and in research and clinical genetics at the UCLA Intercampus Medical Genetics Training Program. Dr. Krakow is Co-Director of the International Skeletal Dysplasia Registry.</p>
<p>Deborah Krakow, M.D *Keynote Speaker</p>	

	<p>Chrissy Hertenstein is a board-certified genetic counselor at the Prenatal Diagnosis and Treatment Center at Johns Hopkins Hospital. Chrissy has been working as a clinical prenatal genetic counselor for 10 years, providing counseling to patients within the Prenatal Diagnosis and Treatment Center and within the Johns Hopkins Center for Fetal Therapy. Her clinical interests include preimplantation genetic testing, fetal skeletal dysplasias, fetal renal and urinary tract disorders, and the genodermatoses. Outside of clinic, Chrissy participates in the education of medical students, public health students, OB residents, maternal fetal medicine fellows, genetics fellows and genetic counseling graduate students, and coordinates clinical rotations among trainees in their office. Chrissy currently serves as co-chair for the Johns Hopkins Genetic Counseling Consortium. She is an active member of the Fetal Sequencing Consortium. She completed a</p>
<p>Chrissy Hertenstein, LCGC Prenatal Diagnosis and Treatment</p>	

Center at Johns Hopkins Hospital	Bachelor of Science in Biology and a Bachelor of Arts in Psychology at the University of Virginia and attended the University of Maryland School of Medicine for her Master's in Genetic Counseling.
----------------------------------	--


	<p>Dr. Lisa Hollier is the Senior Medical Advisor on the Maternal Mortality Prevention Team, Division of Reproductive Health, at the Centers for Disease Control and Prevention. She received her Doctorate in Medicine and Master of Public Health from Tulane University. She completed a residency in Ob/Gyn at Baylor University Medical Center and a fellowship in Maternal-Fetal Medicine at UT Southwestern Medical School. Spanning her nearly 30 year career in academics, she served as a Professor of Obstetrics and Gynecology at Baylor College of Medicine and at UT Houston McGovern Medical School. She is a Past President of the American College of Obstetricians and Gynecologists. She served as Chair of the Texas Maternal Mortality and Morbidity Review Committee for 9 years from its inception until beginning her work at the CDC. Throughout her career, she has been dedicated to reducing health inequities and improving women's health by advancing women's health policy.</p>
<p>Lisa M. Hollier, MD, MPH, FACOG Senior Medical Advisor Maternal Mortality Prevention Team Maternal Infant Health Branch Division of Reproductive Health National Center for Chronic Disease Prevention and Health Promotion Centers for Disease Control and Prevention</p>	



Brynn Levy, M.Sc.(Med)., Ph.D., FACMG
Professor of Pathology & Cell Biology at CUMC
Director, Clinical Cytogenetics Laboratory
Co-Director, Division of Personalized Genomic
Medicine
College of Physicians and Surgeons
Columbia University Medical Center & the New
York Presbyterian Hospital

Brynn Levy, M.Sc. (Med), Ph.D. is a Professor of Pathology and Cell Biology at the Columbia University Medical Center. He is also the Director of the Clinical Cytogenetics Laboratory of the New York Presbyterian Hospital and a Co-Director of the Division of Personalized Genomic in the Department of Pathology; Cell Biology. Dr. Levy is regarded internationally as an expert in the clinical utility of genomic technologies in reproductive medicine. He has authored multiple book chapters and publications on molecular genetics, clinical cytogenetics and molecular cytogenetics and lectured internationally about his experience utilizing CGH and high resolution SNP microarrays both as a clinical and research tool. His research areas of interest include early prenatal screening using fetal cells and cell-free fetal DNA from maternal circulation, PGD and the etiology of recurrent miscarriage. Dr. Levy was a Co-Investigator of the Multicenter NICHD study that investigated the use of microarrays for prenatal diagnosis and was the Columbia University site Principal Investigator of a NIH-funded study from the Stillbirth Collaborative Research Network (SCRN) that assessed CNVs in stillbirths. Dr. Levy is the past President of the Cancer Genomics Consortium (GCC) and was the PI at Columbia University Medical Center for the GCG Multi-center Quality Control trial that performed cross-platform validation of cytogenomic arrays for cancer diagnostics. Dr. Levy currently serves as the

	Genetics and Genomics Section Editor for the journal Prenatal Diagnosis.
--	--

 A portrait photograph of Dan Licht, MD. He is a middle-aged man with a balding head, glasses, and a grey beard. He is wearing a dark sweater over a light-colored collared shirt. The background is a neutral, slightly mottled brown.	Associate Professor of Neurology and Pediatrics Pediatric Neurologist The Children's Hospital of Philadelphia University of Pennsylvania School of Medicine
Dan Licht, MD Department of Pediatric Neurology. Children's Hospital of Philadelphia, University of Pennsylvania School of Medicine	



Richard Owen Lorber, MD

Division of Cardiology, Department of Cardiovascular Medicine, Nemours Childrens Hospital, Delaware

Education & Training

Fellowships

Pediatric Cardiology - Children's Memorial Hospital, 2000

Pediatric Echocardiography - Mount Sinai School of Medicine, 2001

Intern/Residency Combined

General Pediatrics - Baystate Medical Center, 1993

Medical/Dental School

MD - Medical College of Wisconsin, 1990

Board Certifications

American Board of Pediatrics/Pediatric Cardiology



Gustavo Malinger, MD

Professor, Director, Obstetrics and Gynecology Ultrasound Unit, Lis Maternity and Women's Hospital, Tel Aviv

Born in Montevideo, Uruguay, Gustavo Malinger, MD,

traveled to the opposite side of the globe for his education, where he studied at Hebrew University Hadassah Medical School and earned his medical degree from the Sackler School of Medicine, Tel Aviv

University. He subsequently completed his residency in

obstetrics and gynecology at the Edith Wolfson Medical

Center (WMC), where he also served as a lecturer and

as a tutor in surgical technique. From 1994 until 2012,

he was director of the Prenatal Diagnosis Division

and
codirector of the Fetal Neurology Clinic at WMC.
Since

2013, Professor Malinge has been director of the
Obstetric and Gynecologic Ultrasound Division at
Lis Maternity Hospital—the obstetric
and gynecologic facility of Tel Aviv Sourasky
Medical Center.


Known worldwide for his research on the fetal
brain, Professor Malinge has published
close to 150 manuscripts and book chapters,
including the first descriptions of fetuses
with congenital Zika virus syndrome. His most
recent book, Ultrasonography of the
Prenatal Brain, was completed in collaboration
with Ilan Timor-Tritsch, MD, FAIUM,
Ana Monteagudo, MD, RDMS, FAIUM, and
Gianluigi Pilu, MD, FAIUM (hon), and
published in 2012.

An associate clinical professor at the Sackler
School of Medicine, Professor Malinge
has been a strong proponent of education since
his medical school days. Not only has
he presented more than 120 lectures at meetings
in Israel, the United States, Europe,
and South America, he has served as a course
director, symposium director, or
congress director for organizations around the
world ranging from the Israeli Society of
Ultrasound to the First Israeli Congress on Fetal
Neurology to multiple World
Congresses of Ultrasound in Obstetrics and
Gynecology to various “Advanced
Courses” for the International Society of
Ultrasound in Obstetrics and Gynecology
(ISUOG).

2017 AIUM Annual Convention Award Winners •
www.aium.org

Professor Malinge has served as an external
expert on reproductive health and
research for the World Health Organization and
has supervised the work of 3 doctoral
candidates and 5 students earning their master’s
degrees. A reviewer for 16 medical
journals and member of the Editorial Board of
Ultrasound in Obstetrics and

	<p>Gynecology, Professor Malinge is active in a dozen medical associations throughout the world. Both the Chilean Society of Ultrasound in Medicine and Biology and the Argentinean Society of Ultrasound in Medicine and Biology have granted him honorary membership status as well. The American Institute of Ultrasound in Medicine is pleased to add one more additional honorary membership to this physician's impressive curriculum vitae.</p>
--	--

	<p>Tippi MacKenzie is a pediatric and fetal surgeon who is focused on developing better ways to diagnose and treat genetic diseases before birth. She leads a translational research lab examining the unique biology between the mother and her fetus, with the idea that pregnancy complications such as preterm labor arise from a breakdown in maternal-fetal tolerance. At present, the MacKenzie group is focused on preterm labor and fetal therapies including stem cell transplantation, enzyme replacement therapy, and gene therapy.</p>
<p>Tippi MacKenzie, MD Professor of Surgery, Division of Pediatric Surgery, Co-director, UCSF Center for Maternal-Fetal Precision Medicine, UCSF Benioff Children's Hospital, San Francisco</p>	



Aasta D. Mehta, MD, MPP
Medical Officer of Women's Health
Philadelphia Department of Public
health

Dr. Aasta Mehta is a highly skilled medical professional with extensive training and experience in women's health. She completed a residency and internship in Obstetrics and Gynecology at Drexel University College of Medicine/Hahnemann University Hospital as well as a fellowship in Public Policy and Women's Health Advocacy.

Currently, Dr. Mehta serves as the Medical Officer of Women's Health for the Philadelphia Department of Public Health (PDPH), Division of Maternal, Child, and Family Health, where she analyzes regulations, policies, and laws to develop and implement effective policies aimed at improving the health of women in Philadelphia. In addition to her role at PDPH, Dr. Mehta also works as an Obstetrician/Gynecologist and Clinical Faculty at Pennsylvania Hospital and as a Maternal Health Consultant for the Pennsylvania Perinatal Quality Care Collaborative. She is also an Affiliate Faculty at Drexel University Dornsife School of Public Health, where she designed and teaches a course focused on using public health practices to address contributing factors of maternal mortality.

She has an impressive list of responsibilities and achievements in her current positions, such as directing the Philadelphia County Maternal Morbidity and Mortality Program and serves as Co-chair of the Pennsylvania State Maternal Mortality Review Committee and Pennsylvania Perinatal Quality Care Collaborative Advisory Group. She is also Mayor-appointed as Vice-Chair of the Philadelphia Commission for Women, Immediate Past President for the Obstetrical Society of Philadelphia, and Secretary of the PA Section of American College of Obstetricians and Gynecologists (ACOG).



Jena Lyn Miller, MD
Assistant Professor of Gynecology and
Obstetrics, Johns Hopkins

Dr. Jena Miller is an assistant professor in the Department of Gynecology and Obstetrics and the Department of Surgery at Johns Hopkins. She is also a member of the Johns Hopkins Center for Fetal Therapy. She has a wide range of training in fetal medicine and fetal therapy. Her expertise includes operative fetoscopy, management of complicated monochorionic twins, high-risk pregnancies, multiple gestations, prenatal diagnosis and treatment.



Ana Monteagudo, MD
Clinical Professor of Obstetrics & Gynecology
Icahn School of Medicine at Mount Sinai
Carnegie Imaging for Women, New York
Maternal Fetal Medicine Associates

Prior to joining the practice, Dr. Monteagudo served for many years on full time faculty at New York University where she served as a full Professor and held multiple leadership and teaching positions, including Director of Maternal Fetal Medicine, Director of the MFM Fellowship, and Director of the OBGYN Ultrasound unit. She has also served on the highly prestigious Board of Governors for the American Institute of Ultrasound in Medicine (AIUM) and is the author of several notable textbooks in OBGYN ultrasound imaging. Dr. Monteagudo specializes in ultrasound imaging and diagnosis of the fetal brain as well as gynecologic pathology.

|



Dr. Mary Norton is a Maternal Fetal Medicine specialist as well as a clinical geneticist. She specializes in the care of women at high risk for having a baby with a birth defect or genetic disorder. She oversees the prenatal diagnosis program at UCSF, and is an expert in high-risk obstetrical ultrasound and prenatal diagnosis procedures such as amniocentesis and CVS. Her

Mary Norton, MD

Professor, Department of Obstetrics and Gynecology University of California, San Francisco, California

research interests include the use of new genetic technologies for fetal testing, and she is a national expert in the use of cell free DNA testing. She also has a particular interest in patient attitudes and preferences regarding prenatal testing.



Anthony Odibo, MD, MSCE

Professor, Obstetrics and Gynecology, Division of Maternal Fetal Medicine, Washington University School of Medicine

Dr. Odibo is an internationally renowned Maternal-Fetal Medicine expert with an incredible track record in research. He is the Chief of the Division of Maternal-Fetal Medicine in the Department of Obstetrics and Gynecology at Washington University School of Medicine.

Dr. Odibo's previous position is Professor of Obstetrics and Gynecology at the University of South Florida, Tampa, FL, and Medical Director of the Fetal Care Center of Tampa Bay. Previously, he was part of the faculty at the University of Pennsylvania, Philadelphia and Washington University in St. Louis.

He completed his medical training at the University of Benin, Nigeria and trained in Obstetrics and Gynecology / Maternal Fetal Medicine in the UK and USA. He is a Fellow of the Royal College of Obstetrics and Gynecology and the American College of Obstetrics and Gynecology. Anthony Odibo also holds a Master's degree in Clinical Epidemiology from the University of Pennsylvania.

Dr. Odibo splits his time between an active clinical practice with focus on Prenatal diagnosis and Fetal therapy as well as research investigating prediction models and the role of the placenta in development of adverse pregnancy outcomes.

Anthony Odibo is the Editor in Chief for Ultrasound in Obstetrics and Gynecology. He has previously served as the Deputy Chief Editor for ACTA and Editor for BJOG and Ultrasound in Obstetrics and Gynecology and is on the Editorial Board for BJOG and Prenatal Diagnosis.



Shabnam Peyvandi, MD
Associate Professor of Pediatrics,
Epidemiology &
Biostatistics at the University of California
San Francisco Benioff Children's
Hospital and the Associate Director of the
Fetal Cardiovascular Program

Dr. Shabnam Peyvandi is an Associate Professor of Pediatrics, Epidemiology & Biostatistics at the University of California San Francisco Benioff Children's Hospital and the Associate Director of the Fetal Cardiovascular Program. She is a pediatric cardiologist that specializes in fetal diagnosis and management of congenital heart disease. She is a funded physician researcher with a focus on early life makers of neurodevelopmental outcomes in CHD. She founded and co-directs the Healthy Hearts & Minds Program at UCSF, which is a longitudinal follow-up program focused on the development and well-being of children with CHD across the life span. Her research also focuses on understanding health disparities in congenital heart disease outcomes.



Larry Platt, MD

Dr. Lawrence Platt earned his Bachelor of Science degree from Wayne State University and his medical degree from Wayne State University School of Medicine in Detroit, Michigan. He went on to complete both an internship and a residency in the Department of Obstetrics and Gynecology at Sinai Hospital in Detroit, Michigan, where he was selected as Chief Resident. Dr. Platt continued his training with a fellowship in maternal-fetal medicine in the Department of Obstetrics and Gynecology at the University of

Clinical Professor of Obstetrics and Gynecology,
David Geffen School of Medicine at UCLA

Southern California School of Medicine. Upon completion of his fellowship, he was offered a full-time faculty position where he attained the rank of full professor after only seven years.

A Diplomate of the American Board of Obstetrics and Gynecology and the National Board of Medical Examiners, Dr. Platt also holds a sub-specialty board certification in maternal-fetal medicine. In addition to his private practice work, he is a Clinical Professor in the Department of Obstetrics and Gynecology at the David Geffen School of Medicine at UCLA. A former chairman of the Department of Obstetrics and Gynecology at Cedars-Sinai Medical Center in Los Angeles and vice chairman at UCLA, Dr. Platt is currently on attending staff at Cedars-Sinai Medical Center, the UCLA Reagan Medical Center, and on the attending staff at St. John's Health Center in Santa Monica where he co-directs the division of Maternal-Fetal Medicine Division.

Dr. Platt serves on numerous national and international committees and Board of Director of the major professional societies, including the American Institute of Ultrasound in Medicine (AIUM), the International Society of Ultrasound in Obstetrics and Gynecology (ISUOG), and the Society for Maternal-Fetal Medicine. He also serves on the Biomarker Discovery Project Oversight Committee of the Entertainment Industry Foundation. In addition, he is a founding board member and current treasurer for the Maternal-Fetal Medicine Foundation, now called the Pregnancy Quality Foundation. He is also currently a board member of the Pregnancy Foundation. He has served as president of the American Institute of Ultrasound in Medicine, the International Society of Ultrasound in Obstetrics and Gynecology, the Los Angeles OB/GYN Society, and as chairman of the OB/GYN Assembly of Southern California.


Dr. Platt is a fellow of the American College of Obstetricians and Gynecologists as well as a member of the American Gynecological and


Obstetrical Society, Fellow of the American Institute of Ultrasound in Medicine, International Society for Prenatal Diagnosis, Society for Gynecologic Investigation, and Society for Maternal-Fetal Medicine, among others. Throughout his career, Dr. Platt has served on the scientific review committees for the American Institute of Ultrasound in Medicine, Society of Gynecologic Investigation, Society of Maternal-Fetal Medicine as well as International Society of Ultrasound in Obstetrics and Gynecology.

Dr. Platt has also received a plethora of honors and accolades throughout his career including being named annually to the "Best Doctors in Los Angeles" by Los Angeles Magazine and "Best Doctors in America" by Health Magazine. Additional awards include the Distinguished Alumni Award from Wayne State University as well as the William J. Fry Memorial Lecture Award and the Joseph H. Holmes Pioneer Award in Clinical Sciences from the American Institute of Ultrasound in Medicine. In 2008, he was the fourth American recipient of the Ian Donald Gold Medal Award from the International Society of Ultrasound in Obstetrics and Gynecology.

Dr. Platt actively maintains his involvement in research and has been principal investigator in many NIH and WHO studies, primarily in the areas of prenatal diagnosis and treatment, ultrasound in obstetrics and gynecology, biophysical assessment of fetal condition, and ultrasound screening for ovarian cancer. He was a founding editor of the highly regarded international journal Ultrasound in Obstetrics and Gynecology. An active reviewer for numerous publications, Dr. Platt holds or has held editorial board positions for the Journal of Maternal-Fetal Investigation, Journal of Ultrasound in Medicine, Journal of Reproductive Sciences, Polish Journal of Gynecological Investigations, and Ultrasound in Obstetrics and Gynecology. He is the author of more than 350 peer-reviewed scientific articles, abstracts, and book chapters. In addition, he has written four books and created educational

	audiotapes, movies, videotapes, and CD-ROMs.
--	--

	<p>Rebecca Procopio, MS, CGC, is a genetic counselor at Wills Eye Hospital and an adjunct faculty member in the Human Genetics & Genetic Counseling Program at Thomas Jefferson University. She has special interest in inherited retinal diseases and anterior segment dysgenesis.</p>
<p>Rebecca Procopio MS, CGC Wills Eye Hospital Human Genetics & Genetic Counseling Program at Thomas Jefferson University</p>	

	<p>Aleksandar Rajkovic, MD, PhD, is UCSF's chief genomics officer, professor of pathology, and the medical director and chief of the Center for Genetic and Genomic Medicine in the UCSF Health System. He earned his medical degree from Case Western University, followed by internal medical internship and residency training in obstetrics and gynecology at the Cleveland Metropolitan General hospital in Cleveland, Ohio, and subsequent Medical Genetics fellowship training at Baylor College of Medicine in Houston, TX. Prior to arriving to UCSF, he was the Chief of Medical and Laboratory Genetics at the University of Pittsburgh Medical Center where he oversaw Pittsburgh cytogenomic, molecular genomic and pregnancy screening laboratories as well as adult/cancer and</p>
---	---

Aleksandar Rajkovic, MD, PhD

UCSF's chief genomics officer, professor of pathology, and the medical director and chief of the Center for Genetic and Genomic Medicine in the UCSF Health System.

prenatal genetic clinical services. He also served as the director for genomic training programs that spanned clinical genetics and genomics, clinical biochemical genetics, and laboratory genetics and genomics. He has served as a member and director on numerous NIH study sections and workshops, March of Dimes advisory committee on prematurity, Basil O'Connor Starter Scholar Research Award Advisory Committee, and ACOG Committee on Genetics among others. He has been the principal investigator on NIH grants that studied various aspects of reproductive genomics, women's health, and population genetic screening. He published more than 150 original peer reviewed articles in leading medical journals including NEJM, JAMA, Nature Genetics, Science, and JCI. He has been elected into the American Society of Clinical Investigator, American Association of Physicians and National Academy of Medicine.




Svetlana Rechitsky, PhD

Dr. Svetlana Rechitsky, received her PhD in Molecular Embryology in 1986. She moved to Reproductive Genetics Institute in 1989, where she heads DNA laboratory, which pioneered polar body-based PGT in 1990, and has performed the largest PGT series for single gene disorders, with PGT design for the majority of them developed for the first time. She published more than 100 papers in the field of PGT. She is the author of the Third Edition of "Atlas of Preimplantation Genetic Diagnosis" and "Practical Preimplantation Genetic testing" (3RD edition - 2020).
Dr. S. Rechitsky is a President and PGT/IVF Laboratory Director at Reproductive Genetic Innovations (RGI), past President of PGDIS, past Chairman of ASRM Special Interest Group on PGT and a clinical professor at Herbert Wertheim College of Medicine FIU.


--	--


	<p>Uma Reddy, MD, MPH is the Vice Chair of Research and a Professor of Obstetrics and Gynecology in the Department of Obstetrics and Gynecology at Columbia University Irving Medical Center. She is the Principal Investigator for the Maternal-Fetal Medicine Units Network (MFMU) at Columbia University.</p> <p>Dr. Reddy is known throughout the field for her groundbreaking research in stillbirth, preterm birth, and labor management. Prior to joining the faculty at Yale School of Medicine in 2018, Dr. Reddy served as a Medical Officer for the National Institutes of Health (NIH) in the Pregnancy and Perinatology Branch of the Eunice Kennedy Shriver National Institute of Child Health and Human Development (NICHD). While at the NIH, she provided clinical services at several hospitals, including Walter Reed Medical Center and Medstar Washington Hospital Center as a Professor of Obstetrics and Gynecology at the Georgetown University School of Medicine.</p> <p>Dr. Reddy continues to engage in NIH funded clinical and translational research for the NIDDK funded U01 “Glycemic Observation and Metabolic Outcomes in Mothers and Offspring (GO MOMs) study,” which studies changes in glycemia (blood sugar levels) over the course of pregnancy. Dr. Reddy is also Co-PI for NICHD funded R01 “Large scale genome sequencing and integrative analyses to define genomic predictors of recurrent pregnancy loss.”</p> <p>In addition to her clinical and research work, Dr. Reddy is also a respected educator and mentor in the field. Dr. Reddy has been selected to serve as a Member of the American College of Obstetrics and Gynecology (ACOG) Committee on Clinical</p>
<p>Uma Reddy, MD, MPH Vice Chair of Research Professor of Obstetrics and Gynecology Department of Obstetrics and Gynecology Columbia University Irving Medical Center</p>	

	<p>Practice Guidelines – Obstetrics; Fellow of the American Gynecological & Obstetrical Society and was selected as Fellow in Executive Leadership in Academic Medicine (ELAM) Program for Women, 2020-2021 Class. She has published 270 peer reviewed articles, many in the most impactful journals including NEJM and JAMA.</p> <p>Dr. Reddy graduated from Brown University Magna cum laude and received her medical degree from the Warren Alpert Medical School of Brown University. Dr. Reddy also earned a Masters in Public Health from the Johns Hopkins Bloomberg School of Public Health. She completed her residency in Obstetrics and Gynecology at the Johns Hopkins Hospital and her Maternal-Fetal Medicine fellowship at Thomas Jefferson University.</p>
--	--

	<p>Trystan Reese is a transgender educator, focusing on the areas of reproductive justice, fertility, and family-building. He spent nearly two years as the Director of Family Formation at Family Equality, the nation’s leading nonprofit supporting LGBTQ parents, prospective parents, and families. During that time, he supported hundreds of medical providers to deepen their ability to understand, support, and welcome the full breadth of the LGBTQ community into their work. He now runs Collaborate Consulting and has partnered with ASRM, the Meaningful Care Conference, Boston IVF, FertilityIQ, Carrot Fertility, the Modern Families UK Conference, and many other societies, organizations, convenings, insurers, and clinics.</p> <p>An adoptive and gestational parent himself, Trystan weaves both personal and professional expertise into his consulting and training with medical professionals. His first book, How We Do Family, was just released and as an author, Trystan was selected by Lambda Literary as a 2021 LGBTQ Emerging Voices Fellow. His second book, The Light of You, is a picture book detailing his family’s preparation for the arrival of their</p>
<p>Trystan Reese</p>	

	<p>third child, whom Trystan gave birth to. He is married to his partner Biff and they live in Portland, Oregon with their three kids: Lucas, Hailey, and Leo. They are very happy.</p>
--	---

	<p>Amanda Roman, MD I am currently an Associate Professor in the Department of Obstetrics and Gynecology, Division of Maternal-Fetal Medicine at Thomas Jefferson University, Philadelphia, PA. (I am a foreign medical school graduate from Colombia, where I specialized in Obstetrics/Gynecology). I later undertook another residency in Obstetrics and Gynecology at Baylor College of Medicine in Houston, TX. and a fellowship in Maternal-Fetal Medicine at Hofstra North Shore-LIJ School of Medicine, NY. I am interested in preterm birth prevention in twin pregnancy and I am the primary investigator of two randomized controlled trials: twins with cervical dilation before 24 weeks (cerclage vs no cerclage) and twins with cervical length less than 15 mm before 24 weeks (cerclage vs no cerclage).</p>
<p>Amanda Roman, MD Associate Professor in the Department of Obstetrics and Gynecology, Division of Maternal-Fetal Medicine at Thomas Jefferson University, Philadelphia, PA.</p>	

	<p>Medical School MD - Washington University School of Medicine, St. Louis, WI Residency Pediatrics - Children's Hospital of Philadelphia, Philadelphia, PA Fellowship Pediatric Cardiology - Children's Hospital of Philadelphia, Philadelphia, PA Cardiac Morphology & Pathology - Children's Hospital of Philadelphia, Philadelphia, PA Non-Invasive Imaging & Fetal Echocardiography - Children's Hospital of Philadelphia, Philadelphia, PA Board Certification Pediatric Cardiology Pediatrics</p>
---	--

Jill Savla, MD

Assistant Professor of Pediatrics at the Children's Hospital of Philadelphia



Andrea Schelhaas, MS, CGC

Licensed Genetic Counselor
Nemours Children's Health, Wilmington

Andrea Schelhaas is a genetic counselor at the Nemours Skeletal Dysplasia Program. Prior to her role as a genetic counselor she worked as an adolescent special education teacher. She holds a Master of Science in genetic counseling from Augustana University, a Master in Teaching in biology and special education from Fordham University and a Bachelor of Science in Genetics, Cell Biology and Development from the University of Minnesota. She is an active member in the American College of Medical Genetics DEI committee.



Erica Schindewolf, MS, LCGC

Erica Schindewolf, MS, LCGC, is a certified genetic counselor specialist and team lead, genetic counselors, in the Center for Fetal Diagnosis and Treatment at Children's Hospital of Philadelphia.

Genetic Counselor Specialist
Team Lead, Genetic Counselors, Center for Fetal
Diagnosis and Treatment
Children's Hospital of Philadelphia




Adele Schneider, MD
Director, Clinical Genetics, Medical Director
Victor Center, Albert Einstein Medical Center,
Pennsylvania

Dr. Adele Schneider is a clinical geneticist in Philadelphia, Pennsylvania and is affiliated with multiple hospitals in the area, including Jefferson Health-Thomas Jefferson University Hospitals and Einstein Medical Center Philadelphia. She received her medical degree from University of the Witwatersrand and has been in practice for more than 20 years.



Dr. Amanda Shillingford is a board-certified pediatric cardiologist at Children's Hospital of Philadelphia, and Associate Professor of Clinical Pediatrics at the Perelman School of Medicine at the University of Pennsylvania. She specializes in pediatric echocardiography and fetal cardiology. Dr. Shillingford is an active member of the CHOP Fetal Heart Program, and the medical lead for CHOP Fetal Cardiology Outreach Program. Previously, she served as the director of fetal and perinatal cardiology and the associate medical

<p>Amanda J. Shillingford, MD Associate Professor of Clinical Pediatrics, Cardiac Center and Fetal Heart Program, Children’s Hospital of Philadelphia</p>	<p>director of the Nemours Partners for Perinatal Management at Alfred I. duPont Hospital for Children. Dr. Shillingford received her medical degree from Columbia University College of Physicians and Surgeons. At the Children's Hospital of Philadelphia, she completed a pediatric residency, a pediatric cardiology fellowship, and an advanced fellowship in pediatric echocardiography/fetal cardiology.</p>
---	--

	
<p>Joe Leigh Simpson, MD Professor of Human & Molecular Genetics Professor of Obstetrics and Gynecology Herbert Wertheim College of Medicine Florida International University</p>	



Elena Sinkovskaya, MD

Professor of OB/GYN

Director, Ultrasound Research & Education

Program Director, Fetal Cardiology Fellowship

Eastern Virginia Medical School EVMS Maternal
Fetal Medicine

I have had a strong interest in clinical ultrasound and research since being a medical student at Russian State Medical University in Moscow, Russian Federation. After successful graduation in 2000 and receiving combined MD degree and Science degree in Biophysics and Medical Cybernetics, I have continued my training in residency in Cardiology with a special focus on Pediatric Cardiac Imaging including prenatal diagnosis of congenital heart defects at Bakoulev Center for Cardiovascular Surgery in Moscow, Russian Federation. I received PhD degree in Cardiology and Radiology in 2005 from the same institution. In 2005 I was awarded an educational grant from German Academic Exchange Services (DAAD) and moved to Germany to complete a Fellowship in Maternal Fetal Medicine at University of Bonn and have been working in the Center for Perinatal Medicine. After graduation and returning to Russian Federation, I completed internships in Internal Medicine and Clinical Ultrasound at Moscow Institute of Medical Clinical Science. In 2008, I moved to US as a postdoctoral fellow and have been working in the Department of Obstetrics and Gynecology at Eastern Virginia Medical School until now. I joined the full-time EVMS faculty in 2011 and was promoted to the position of Professor in 2023.

I see my mission as a clinician, educator and researcher as to promote safe and effective use of ultrasound in women's health. This is accomplished through active involvement with national and international organizations and local committees within the department of OB/GYN and at the School level.

Primarily focus of my research activities includes developing effective methods for early diagnosis of the fetal congenital abnormalities as well as investigating fetal cardiovascular adaptation in settings of the high-risk pregnancies.

I fill passionate to support and advocate for women in medicine and science at all career stages and in particular by providing mentorship to junior faculty and trainees.



Diane Spicer

Johns Hopkins All Children's Hospital, Heart Institute, St. Petersburg, Florida, USA
and
University of Florida, Department of Pediatric Cardiology, Heart Center, Gainesville, Florida, USA

Diane Spicer graduated from the University of Pittsburgh in 1981 with a Bachelor's degree in Biology. She was initially trained as a pathologists' assistant at the Children's Hospital of Pittsburgh and has been a fellow member of the AAPA since 1991. Over the past 40 years she has worked with adult pathology, fetal and pediatric pathology with a special emphasis on congenital heart disease. Currently, she serves as the curator of the Van Mierop Congenital Cardiac Archive at the University of Florida and is the senior archivist for the Archiving Working Group which is a part of the International Society for Nomenclature for Paediatric and Congenital Heart Disease. In January 2021 she accepted a position at Johns Hopkins All Children's Hospital as their cardiac morphologist and continues to serve in that position. As well, she has participated in many peer reviewed publications and has been on the faculty of many national conferences.



Shubhika Srivastava, MBBS, MD

Chief of Cardiology, Co-Director, Nemours Cardiac Center

Dr. Shubhika Srivastava is the Chief of Cardiology and Co-Director of the Nemours Cardiac Center at Al DuPont Hospital Wilmington Delaware. She received her training in Pediatric cardiology at Mount Sinai Medical center , New York and continued her career at Mt. Sinai in imaging and fellowship training and was the Director of Fetal and Congenital Echocardiography, Fellowship training and Director of Non Invasive Imaging before she started her career at Nemours on January 1st 2020. Her interests are in fetal and congenital echocardiography and outcomes research and education. She is involved in multicenter studies and in the education

Nemours-Al duPont Children’s Hospital, Delaware	committee with the fetal heart Society and is the current Co-Chair of American Society of Echocardiography Scientific Sessions and is on the executive committee of Society of Pediatric Echocardiography. She is passionate about education, clinical research in outcomes and quality standards in imaging.
---	---

	<p>atherine Y. Spong, M.D., is a Tenured Professor and Chair in the Department of Obstetrics and Gynecology at UT Southwestern Medical Center. She holds the Paul C. MacDonald Distinguished Chair in Obstetrics and Gynecology. Dr. Spong specializes in prematurity, fetal complications, improving outcomes for children, and inclusion of pregnant and lactating women. Dr. Spong received her M.D. from the University of Missouri-Kansas City in 1991. After serving as Chief Resident in Obstetrics and Gynecology at the Harbor-UCLA Medical Center, she began her career at National Institute of Child Health and Human Development (NICHD) as a Maternal-Fetal Medicine Fellow, including clinical work at Georgetown University. Then, she became a Clinical Associate and Senior Staff Fellow at the National Institutes of Health and the NICHD’s intramural research program, where she directed a lab, the Unit on Perinatal and Developmental Neurobiology, focusing on neuroprotective peptides and fetal development utilizing models of fetal alcohol syndrome and Down syndrome. In 2000, she joined NICHD’s extramural program and had a 23- year career where she served in many capacities including as Deputy Director, Acting Director, Associate Director for Extramural Research , Director of the Division of Extramural Research, and Chief of the Pregnancy and Perinatology Branch. Among Dr. Spong's areas of expertise are maternal and child health, emphasizing prematurity, fetal complications, and improving child</p>
<p>Catherine Spong, MD Tenured Professor and Chair Department of Obstetrics and Gynecology, UT Southwestern Medical Center, Texas</p>	

outcomes. One of her major research interests has been the developing fetus. She holds several patents for neuroprotective agents that help prevent fetal injury. Other research interests include improving the understanding of stillbirth, fetal surgery for myelomeningocele, zika in pregnancy, and the human placenta. During her tenure at NICHD, she launched the Human Placenta Project. She is a passionate advocate for inclusion in research for underrepresented groups. She has received numerous teaching and professional awards including the Society for Maternal-Fetal Medicine Lifetime Achievement Award, the UMKC Alumnus of the Year Award, numerous National Institutes of Health Director's Awards, the American College of Obstetricians and Gynecologists Distinguished Service Award, and a Surgeon General's Certificate of Appreciation for her work on prematurity. Dr. Spong is board-certified in maternal-fetal medicine and obstetrics and gynecology. She is an Editor of William's Obstetrics, Management of High Risk Pregnancy, Protocols of High Risk Pregnancy, and Stillbirth: Prediction, Prevention and Management. She is Editor-in-Chief of Contemporary ObGyn, the most widely disseminated and read publication by practitioners. She has published more than 300 peer-reviewed papers, has an h-index of 71, with over 24,490 citations, and been featured on national television and radio, including The CBS Early Show, the Diane Rehm Show, NPR's All Things Considered, CNN, and Voice of America, discussing women's health and pregnancy topics.



Scott Sullivan, MD

System Division Chief, Maternal-Fetal Medicine
Inova Health

Dr. Sullivan is a Professor at the University of Virginia and Director of Maternal-Fetal Medicine in the Department of Ob/Gyn at Inova Health System. A native of Kentucky, he completed his under-graduate, medical school and residency training in Obstetrics and Gynecology at the University of Louisville. Following private practice in Mississippi, he completed a Maternal-Fetal Medicine fellowship at MUSC in Charleston, SC, along with a Masters in Clinical Research (MSCR). Dr. Sullivan remained on faculty at MUSC for 20 years and served as the residency, fellowship and MFM director. He is currently the director of MFM for the Inova Health System in Northern Virginia. His areas of interest include preterm birth prevention, thyroid disease and medical complications of pregnancy. Dr. Sullivan is active in ACOG, currently serving as Chair-Elect for District IV. He serves as Vice-Chair on the ACGME Residency Review Committee, a board examiner for ABOG, is a prior Donald F Richardson Award winner and is the Chair of the Virginia Taskforce on Maternal Data and Outcomes. When not working, he enjoys spending time with his family, including 4 spirited children. When time allows, he enjoys baseball, travel and anything outdoors.



Dr. Timor graduated from the Hebrew Univ of Jerusalem. Dr. Timor works in New York, NY and 2 other locations and specializes in Gynecology. Dr. Timor is affiliated with NYU Langone Medical Center.

Ilan E Timor-Tritsch, MD

Professor & Director, Division of Diagnostic
Ultrasound
Department of Obstetrics and Gynecology
New York University School of Medicine, New
York



Amy Turriff, LCGC
NIH

Amy Turriff is a Board-certified genetic counselor working in Bethesda, Maryland, at the National Institutes of Health. She completed her genetic counseling training at the Johns Hopkins University Bloomberg School of Public Health. The first ten years of her career were spent working in ophthalmic genetics at the National Eye Institute. In 2019, she joined the Prenatal Genomics & Therapy Section of the National Human Genome Research Institute where she works as part of a multi-disciplinary team studying maternal incidental findings from prenatal genomic sequencing (the NIH IDENTIFY study). Ms. Turriff's research has included both qualitative and quantitative investigations of the psychological and social impact of living with genetic conditions, patient decision-making, and informed consent. Her current research aims to inform best practices for the return of prenatal screening results that suggest maternal cancer.



Thomas Westover, MD

Dr. Thomas Westover is board certified in maternal fetal medicine and obstetrics and gynecology and has almost 30 years of experience as a specialist in Maternal Fetal Medicine diagnosing, monitoring, and treating complications for expectant mothers and their unborn babies during high-risk pregnancies.

Dr. Westover received his medical degree from the University of Medicine and Dentistry of New Jersey in Newark, New Jersey. He subsequently completed his residency in obstetrics and gynecology and his fellowship training in maternal

fetal medicine at the Robert Wood Johnson Medical School in New Brunswick, New Jersey.

Before joining Capital Health, Dr. Westover was an attending physician at Cooper University Hospital in Camden, New Jersey for 26 years. He has held several academic appointments during his career, most recently serving as associate professor of OB/GYN and Maternal Fetal Medicine at Cooper Medical School/Rowan University. Throughout the course of his career, Dr. Westover has been principal investigator and co-investigator for a number of maternal fetal medicine studies. He has published research in web-based publications for the New Jersey Department of Health and numerous peer-reviewed medical journals and abstracts.

Dr. Westover's commitment to advancing maternal fetal medicine is also demonstrated by his involvement in professional committees on the national, state and local levels for the American College of Obstetricians and Gynecologists, the New Jersey Hospital Association, the New Jersey Department of Health, and others. He is a member of the American College of Obstetrics and Gynecology, the Society of Maternal Fetal Medicine, the New Jersey Maternal Fetal Medicine Society, and the International Society of Ultrasound in OB/GYN. He is currently the Chair of the New Jersey section of the American College of Obstetrics and Gynecology, the President of the New Jersey OBGYN Society and Co-Chair of the New Jersey Hospital Association Statewide Perinatal Safety Collaborative.

Dr. Westover has been married to his wife Betsey for more than 30 years, and they have three children and one grandchild. He is an amateur guitarist and tennis player and loves music, travel, cartography and Beatles trivia.



Natalia Wisniewski, CGC
Penn Maternal Fetal Medicine

Natalia Wisniewski is a prenatal genetic counselor at Penn Maternal Fetal Medicine. She completed her undergraduate degree at Rutgers University in 2009 and graduated from Arcadia University's Master of Science in Genetic Counseling (MSGC) Program in 2011 (which is now Penn's MSGC program). Her thesis work focused on pharmacogenomics and its potential role in the clinic for genetic counselors. Natalia worked at The Delaware Center for Maternal and Fetal Medicine of Christiana Care after graduating in 2011 before returning to school to complete a post-baccalaureate program at Drexel University after considering medical school. After completing the program Natalia realized she was meant to stay in the genetic counseling profession with an interest in prenatal genetics. She has been with Penn Medicine since 2016.



S. Zev Williams, MD, PhD

Zev Williams, MD, PhD, is the Chief of the Division of Reproductive Endocrinology and Infertility and an Associate Professor of Obstetrics and Gynecology at Columbia University Medical Center and is a nationally-recognized clinician and researcher in the area of recurrent pregnancy loss and infertility. Dr. Williams completed his MD and PhD training in Molecular Biology and Biochemistry at the Mount Sinai School of Medicine before continuing to the Brigham and

Chief, Division of Reproductive Endocrinology & Infertility Associate Professor, Obstetrics & Gynecology
Columbia University Medical Center, New York


Women's Hospital/Massachusetts General Hospital for his residency in Obstetrics and Gynecology. After completing his fellowship in Reproductive Endocrinology and Infertility at Weill-Cornell, Dr. Williams then did a post-doctoral fellowship in RNA biology in the laboratory of Dr. Thomas Tuschl at Rockefeller University. Dr. Williams has also achieved success in federally-funded research projects in several different areas of study, having received numerous NIH grants to support his work. Currently, as part of NIH R01 and U19 grants, Dr. Williams is engaged in research projects to develop novel technologies to prevent genetic diseases, reduce miscarriages and to use placental RNA as a screening tool for diseases and complications of pregnancy, to enable early intervention, and to provide insights into disease pathogenesis. Dr. Williams has also taken a leading role as an educator, serving as a mentor and adviser to medical students, residents and fellows.



Dennis Wood, Jr., RDMS, RDCS, RCPT
Director, Fetal Echocardiography Course
Thomas Jefferson University, Pennsylvania

Sonographer and Instructor, MFM Fetal Echocardiography Courses and Neonatology Newborn Point of Care Ultrasound Courses, Thomas Jefferson University, Pennsylvania, nationally and internationally. I was taught early in my career to share what I have learned. I have had the great good fortune to work with giants in congenital heart disease, including Bill Rashkind, Bill Norwood, Vicky Vetter, Saemundur Gudmundsson, Jim Huhta, Bud Weiner, Vincenzo Berghella and many others who guided my research in congenital heart disease physiology and my efforts in teaching fetal and newborn ultrasound techniques. Over the last 50 years, I have been privileged to work with Project Hope

	<p>and WHO and in training lots of fellows in pediatric cardiology, neonatology and maternal fetal medicine, many of whom have now become the giants of our fields. My rewards have been to present papers and give lectures and courses around the world.</p>
--	--

	<p>I am the Head of the Division of Obstetrics and Gynecology of Hadassah-Hebrew University Medical Centers, Jerusalem. I joined the staff of the Department of Obstetrics and Gynecology of Hadassah, Mt. Scopus in 1981 as a young resident, following my service in the IDF, where I served as a physician.</p>
<p>Simcha Yagel, MD Professor & Chairman, Department of Obstetrics & Gynecology, Hadassah-Hebrew University Medical Centers Jerusalem, Israel</p>	<p>I have devoted my entire career to Hadassah, other than post-doc fellowships at UCSF (1992-1993) and the University of Western Ontario and the University of Toronto (1987-1988). I established and ran the Unit for Obstetric and Gynecological Ultrasound from its beginnings, becoming the Unit Head in 1992. I founded the Obstetrics and Gynecology Research Laboratory, recently renamed The Magda and Richard Hoffman Center for Placenta</p>

Research, in 1994 with new immigrant scientists. I have been an active member of the Faculty of Medicine of the Hebrew University and Hadassah, obtaining the rank of professor in 1994 and full professor in 2000. I continue to instruct medical students at various points in their studies in obstetrics and gynecology, embryology, and prenatal diagnosis.

I have published some 300 articles in leading peer-reviewed journals, including Lancet, Science, Nature Medicine, JCI, Human Reproduction, Ultrasound in Obstetrics and Gynecology, American Journal of Obstetrics and Gynecology, Prenatal Diagnosis, Fetal Diagnosis and Therapy, PLOS-One, Placenta, and Molecular Human Reproduction, and others.

I am a founding member of the Israel Society of Ultrasound in Obstetrics and Gynecology, and served as president 1999-2002. The society works tirelessly to establish standards for our specialty in

Israel, and contributes widely to the advancement of women's imaging internationally. I am an active instructor in the School of Ultrasound run by the Society, and a frequently invited guest lecturer at events around the world, for the International Society of Ultrasound in Obstetrics and Gynecology.

In 2009 I founded, with colleagues from basic research, the Israel Society for Placenta Research, and served as its first president until 2014. Our society works to provide a forum for Israeli physicians

and scientists to present their work and learn from each other, to advance this fascinating field.

In the clinical sphere in recent years my work focuses primarily on 3D/4D ultrasound of the fetal

cardiovascular system, including the publication of a textbook, Fetal Cardiology, in 2003, and its second revised and expanded edition in 2008.

The third edition is in presently in preparation,

with publication planned for the end of the year. This exciting project draws on the talents of leading experts in their fields from around the world. In the past several years we have published several articles on 3D/4DUS of the fetus, with particular focus on 3D/4D fetal echocardiography and functional evaluation of the fetal heart, 3D/4D neurosonography, and 3D/4D in other organ systems. In addition, our team has been investigating 3DUS of the female pelvic floor, including the changes observed during parturition and in the context of pelvic floor dysfunction later in life, and the added value of 3DUS in the perioperative work-up of these patients. In the basic research sphere, the work of our Center for Placenta Research focuses on placental cell function and gene expression in the development of the placenta. In particular we investigated the molecular mechanism of trophoblast invasion in embryo implantation and placental development. Our work explores the implications of gene expression on the development of pathologies of pregnancy, such as preeclampsia, or pathological implantation of the placenta, such as placenta accreta. In collaborative efforts we continue to explore the role of NK cells at the maternal-fetal interface and their role as builders in implantation and placental and fetal development. More recently we have been engaged in studies of the molecular mechanisms involved in the expression of placenta-derived circulating anti-angiogenic factors in the serum of pregnant women and their role in the development of preeclampsia.



Ari Zimran, MD

Gaucher Unit at Shaare Zedek
Medical Center in Jerusalem, Israel

Professor Ari Zimran was the Founder and the Director of the Gaucher Unit at Shaare Zedek Medical Center in Jerusalem, Israel from 1990 to 2018, and is currently a senior physician at the Unit. This is the world's largest referral centre for Gaucher disease (GD), where more than 900 patients have been followed, and nearly 400 patients are treated with enzyme replacement therapy.

Professor Zimran developed his interest in GD during his fellowship at the Scripps Research Institute, Department of Molecular and Experimental Medicine, in La Jolla, California, USA under the mentorship of Professor Ernest Beutler. Professor Zimran has published more than 340 professional papers and reviews, and has edited three books; he has been a leader in clinical trials for new treatments for GD, including Cerezyme™, Zavesca™, VPRIV™, Eleyso™ and Cerdelga™ and Ambroxol. The Gaucher Unit is also currently engaged with 3 different gene therapy protocols.

Professor Zimran was the first to report the possible association between GD and Parkinson (GBA-related PD), and most recently he has founded a new company to conduct clinical trials using high-dose Ambroxol for the prevention and treatment of GBA-related PD and additional indications.