



TRAFFIC SAFETY BY THE NUMBERS

The first step to make our roads safer is to understand how many and what types of crashes occur in Fort Collins. By carefully reviewing traffic data and crash reports, we are able to determine safety trends and identify priorities. Take a look to see how we are improving safety across Fort Collins and understand how these trends enable us to focus our safety and prevention efforts.

FAST FACTS

All Crashes

- **80%** of crashes do not involve an injury
- More than **70%** of all crashes occur at intersections or driveways

Bike Crashes

- Bike crashes make up **4%** of all crashes but **23%** of severe crashes (serious injury and fatal combined)
- **89%** of bike crashes occur at intersections or driveways
- **26%** involve riding against traffic
- **11%** involve a sideswipe or rear-end
- **2%** involve parking—including “door zone” crashes

Fatal Crashes

	2012 to 2016	2016
Motor Vehicle	11	2
Pedestrian	4	2
Motorcycle	5	3
Bicycle	3	1
Total	23 (5 years)	8

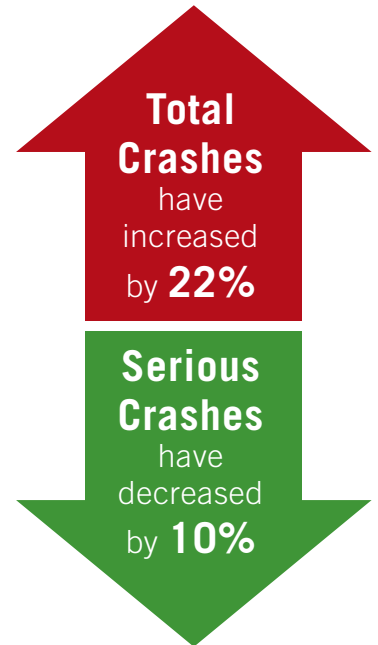
TRAFFIC CRASHES (between 2012-2016)

In the past five years within the City of Fort Collins, there were on average:

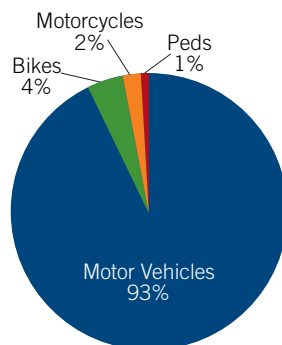
4,114 reported traffic crashes each year

265 serious injury crashes each year

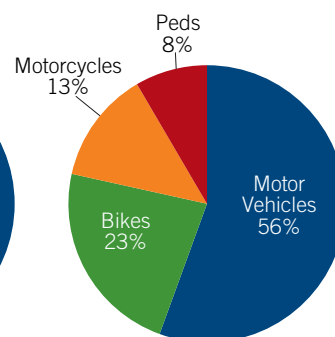
4 to 5 fatal crashes each year



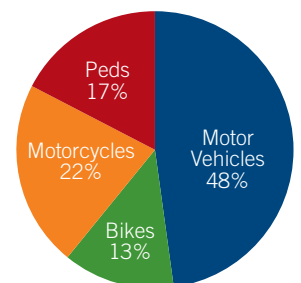
CRASHES BY SEVERITY & MODE (between 2012-2016)



Total Crashes



Serious Injury Crashes



Fatal Crashes



BIKE SAFETY EFFORTS

What are we doing?

Infrastructure and Operations

These are just a few of our ongoing bike infrastructure improvements...

1

- Implementing bike enhancements through capital projects
- Continuing the ongoing implementation of the 2014 Bicycle Master Plan
- Easily implemented, low-cost safety improvements such as buffered lanes and bike boxes
- Continued improvements to bicycle wayfinding and trail signage
- Protected Bike Lane Pilot Project
- Automatic bike detection at more than 100 traffic signals!

Education

Some of our ongoing educational efforts include...

2

- Safe Routes to School
- Bicycle Ambassador Program
- Neighborhood Traffic Mitigation Program
- Bicycle Traffic Citation Class
- Bicycle Friendly Driver Program
- Ride Smart Drive Smart Initiative

Enforcement

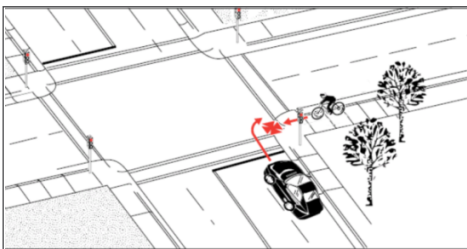
Fort Collins Police Services is responsible for enforcing safe traffic and bike practices every day of the year. They are proactively improving our bike and traffic safety by...

3

- Providing enhanced presence at high crash locations
- Issuing educational warnings and citations
- Conducting crash data analysis to identify crash types
- Holding Bike Safety Weeks

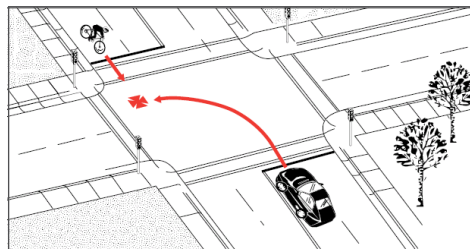


COMMON BIKE CRASH TYPES



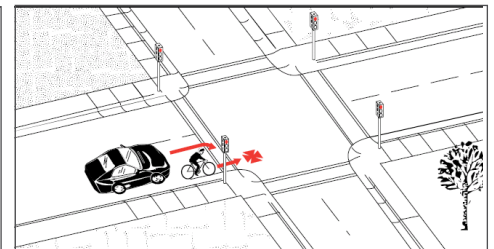
Right Angle

- Greater than 50% of all bike crashes
- 42% of these involve a bike riding against traffic




Approach Turn

- 18% of all bike crashes
- 47% result in a serious injury



Overtaking Turn (aka, Right Hook)

- 13% of all bike crashes

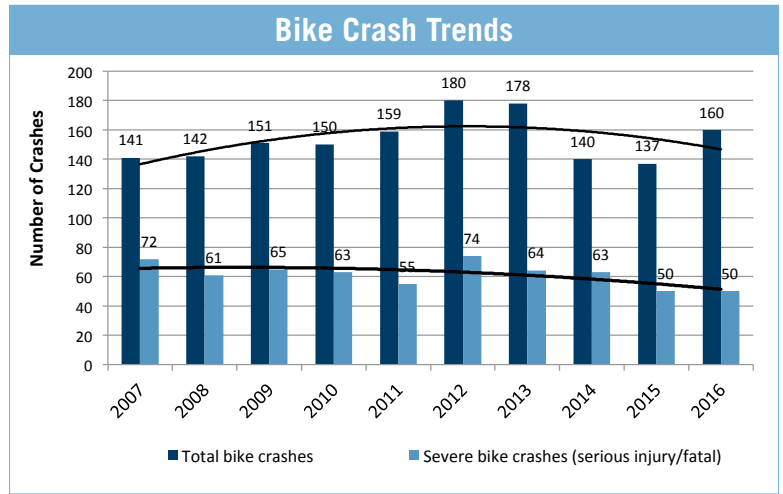


ARE FORT COLLINS STREETS GETTING SAFER FOR CYCLISTS?

Overall bike crashes increased from 2015 to 2016. However, they are lower than the peak in 2012, and severe crashes have seen a general downward trend. Compared to 2012, overall crashes are down 11% and severe crashes are down 32%.


2016 Crash Stats

- 160** total reported bike crashes
- 49** serious injury crashes
- 1** fatal crash




WE NEED YOUR HELP

With help from our citizens we can create even safer streets! You have the most profound impact on overall bike safety.



If you're driving a car...

Give cyclists at least three feet of clearance, move to the far right when making a right turn, and watch carefully for cyclists at intersections. Take a Bicycle Friendly Driver Class: fcgov.com/BicycleFriendlyDriver



If you're a bike rider...

Follow the rules of the road, be predictable, never ride against traffic, and be especially aware at intersections. Consider taking a bicycle safety class: fcgov.com/fcbikes



CONTACT INFORMATION

Traffic Operations

970.221.6630

Web: fcgov.com/traffic

Email: trafficoperations@fcgov.com

FC Moves

970.224.6058

Web: fcgov.com/fcmoves

Email: lbeynon@fcgov.com

