

EDITABLE!!

Día de los Muertos

Holidays Around the World



Mexico





Copyright – Terms of Use

This product is under copyright. You may use this product or 1 classroom / homeschool family. Please purchase additional licenses for 1/2 price, if you would like to share this with a friend! You are not permitted to create anything to sell or share based on this product. Putting any products from The Traveling Classroom on the internet or on a class /district websites is a violation of the Digital Millennium

Copyright Act.



Please DO NOT post this on Amazon Inspire or any online site.

If you have any questions, concerns, or suggestions to help make this a better fit for your classroom, please contact me. Thank you so much for supporting The Traveling Classroom!

Dinah Ely

E-mail: ELYDINAH@YAHOO.COM



By The Traveling Classroom

Holidays Around the World

Dear Teacher,

I hope you enjoy this classroom resource set. On the following pages you will find **Day of the Dead or Día de los Muertos classroom activity set** that you can easily print out & write on in a PDF file or **EDIT** the text boxes and font in a PowerPoint file! Included you will find **teaching instructions** and our classroom photos, resources & extension activities, **Teacher's Travel Itinerary (lesson plans)**, station organization sheet, letter home to parents (in color AND black/white), pages to create a suitcase & travel stickers, luggage tags, passport, passport stamps, boarding passes, social media travel status update & postcard (writing activities), 2 crafts, Venn diagrams, map brochure (geography/math lesson), and a travel brochure!


If you have any questions, concerns, or suggestions to help make this a better fit for your classroom, please contact me. Thank you so much for your purchase from **The Traveling Classroom!**



Dinah Ely

E-mail: ELYDINAH@YAHOO.COM

By The Traveling Classroom



Día de los Muertos Resources & Extension Activities



Holidays Around The World

<https://www.pinterest.com/dinahely/holidays-around-the-world/>




More videos are available on my Pinterest Board, please see above link. *Please preview all videos before sharing them with children, sometimes links can change!

<https://www.youtube.com/watch?v=rdLL45ljkEY>



13 Day of the dead books for kids

<https://www.babble.com/latina/13-day-of-the-dead-books-for-kids/>



EDITABLE!!

Día de los Muertos

Holidays Around the World!
Día de los Muertos
 Day of the Dead

Teacher's Travel Itinerary

Send Letter Home..... 1

2 Make Suitcases

3 AIRPORT DEPARTURES.....

4 ARRIVE IN MEXICO

5

6

©2016 Dinah Ely The Traveling Classroom

Día de los Muertos Stations

Suitcases & Luggage Tags

Passports & Boarding Passes

Map & Social Media Writing

Travel Brochures & Post Cards

Dot to Dot Craft

Photos

©Dinah Ely The Traveling Classroom



Teacher's Travel Itinerary (lesson plans) & station organization sheet


Holidays Around the World!

Día de los Muertos

Day of the Dead

Teacher's Travel Itinerary

Send Letter Home.....




.....Make Suitcases

- Suitcases
- Luggage Tags



AIRPORT DEPARTURES.....



- Boarding Passes
 - Passports
 - Dot to Dot Mexico
 - Travel Brochure
 - Airplane Movie
- (Class Teaching/Discussion
See Resources & Extension
Activities sheet)

.....ARRIVE IN MEXICO

- Map
- Craft
- Write Postcard Home
- Social Media Writing
- Venn Diagram





Día de los Muertos Stations

Suitcases & Luggage Tags



Passports & Boarding Passes



Map & Social Media Writing



Travel Brochures & Post Cards




Craft



Dot to Dot





EDITABLE!!

Día de los Muertos



Day of the Dead

from Mrs. Ely's classroom
for the week of October 31, 2016

Dear Parents,

Next week we will be taking a "trip" to Mexico to learn about "Día de los Muertos" or Day of the Dead. As we prepare for our journey, your child will be making a "suitcase" to put all of their art souvenirs in. They will also make a passport, travel flyer, geography map, post card, and will be learning some words in Spanish!

Please take a moment to gather the following supplies for your child to bring to class.

Gracias for your help!
Mrs. Ely

Help Wanted:
Here's what we could use your help with this week...

1. Volunteers to help at the different stations of our journey
2. Volunteers to bring supplies
3. Volunteers to bring ethnic Mexican food.

Supplies Needed:

- Mexican pictures
- Mexican decorations
- Mexican music
- Mexican food

Please have your child bring the following next week for their souvenir suitcase:

- Item 1: Large cereal box
- Item 2: Large Pizza box
- Item 3: Large Gift Bag



© 2016 Dinah Ely The Traveling Classroom

Day of the Dead

from Mrs. Ely's classroom
October 31, 2016

Next week we will be taking a "trip" to Mexico to learn about "Día de los Muertos" or Day of the Dead. As we prepare for our journey, your child will be making a "suitcase" to put all of their art souvenirs in. They will also make a passport, travel flyer, geography map, post card, and will be learning some words in Spanish!

Please take a moment to gather the following supplies for your child to bring to class.

Gracias for your help!
Mrs. Ely

Help Wanted:
Here's what we could use your help with this week...

1. Volunteers to help at the different stations of our journey
2. Volunteers to bring supplies
3. Volunteers to bring ethnic Mexican food.

Supplies Needed:

- Mexican pictures
- Mexican decorations
- Mexican music
- Mexican food

Please have your child bring the following next week for their souvenir suitcase:

- Item 1: Large cereal box
- Item 2: Large Pizza box
- Item 3: Large Gift Bag



© 2016 Dinah Ely The Traveling Classroom



letter home to parents in
color AND black/white

Day of the Dead

from
for the week of

Dear Parents,

Next week we will be taking a "trip" to Mexico to learn about "Día de los Muertos" or Day of the Dead. As we prepare for our journey, your child will be making a "suitcase" to put all of their art & souvenirs in. They will also make a passport, travel brochure, map, post card, and will be learning some words in Spanish!

Please take a moment to gather the following supplies for your child to bring to class.

Gracias for your help!

Help Wanted:

Here's what we could use your help with this week...

1. Volunteers to help at the different stations of our journey
2. Volunteers to bring supplies
3. Volunteers to bring ethnic Mexican food.

Supplies Needed:

- Mexican pictures
- Mexican decorations
- Mexican music
- Mexican food

Please have your child bring the following next week for their souvenir suitcase:





Day of the Dead

from
for the week of



Dear Parents,

Next week we will be taking a "trip" to Mexico to learn about "Día de los Muertos" or Day of the Dead. As we prepare for our journey, your child will be making a "suitcase" to put all of their art & souvenirs in. They will also make a passport, travel brochure, map, post card, and will be learning some words in Spanish!

Please take a moment to gather the following supplies for your child to bring to class.

Gracias for your help!

Help Wanted:

Here's what we could use your help with this week...


1. Volunteers to help at the different stations of our journey
2. Volunteers to bring supplies
3. Volunteers to bring ethnic Mexican food.

Supplies Needed:

- Mexican pictures
- Mexican decorations
- Mexican music
- Mexican food

Please have your child bring the following next week for their souvenir suitcase:





EDITABLE!!

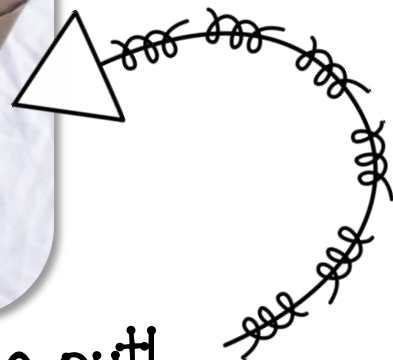
Día de los Muertos




Suitcase, Luggage Stickers, Luggage Tags



Turn a cereal box inside out!



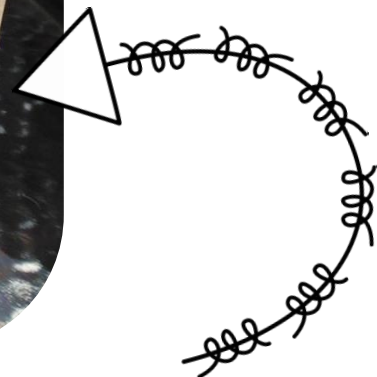


EDITABLE!!

Día de los Muertos



Suitcase & Luggage Stickers on file folder to hold papers...

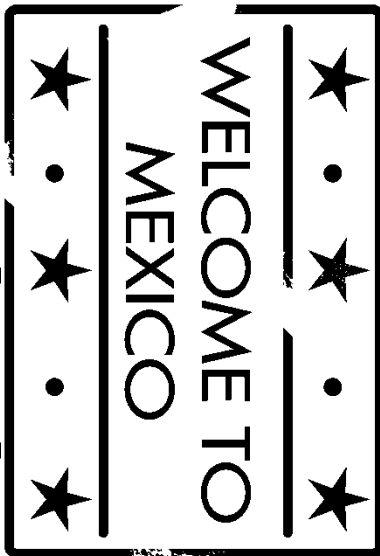
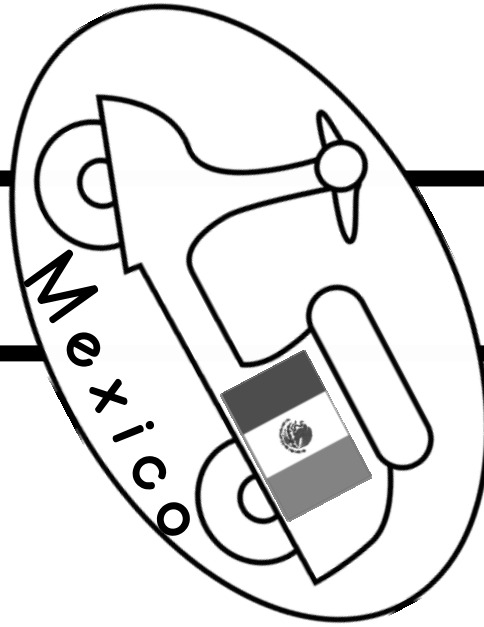


Turn a cereal box inside out!




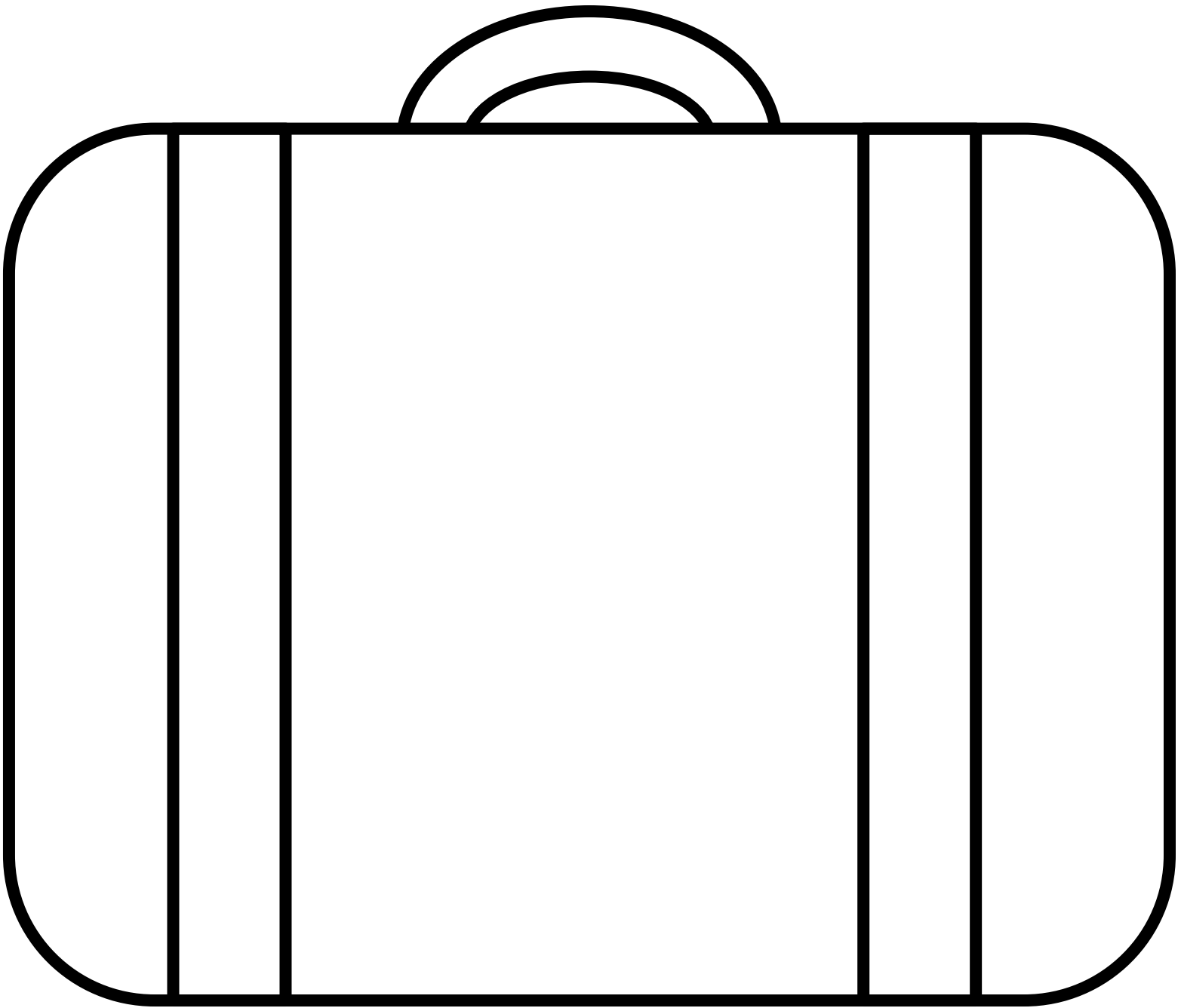
Suitcase & Stickers

(LARGE size; use on cereal box, folder, gift bag, or pizza box!)



 Suitcase & Stickers  Stickers to Suitcase

(Small size; use on cereal box, folder, gift bag, or pizza box!)





YOUR LUGGAGE TAG



YOUR INFORMATION



& ATTACH TO SUITCASE

NAME:

ADDRESS:

PHONE:



YOUR LUGGAGE TAG



YOUR INFORMATION




& ATTACH TO SUITCASE

NAME:

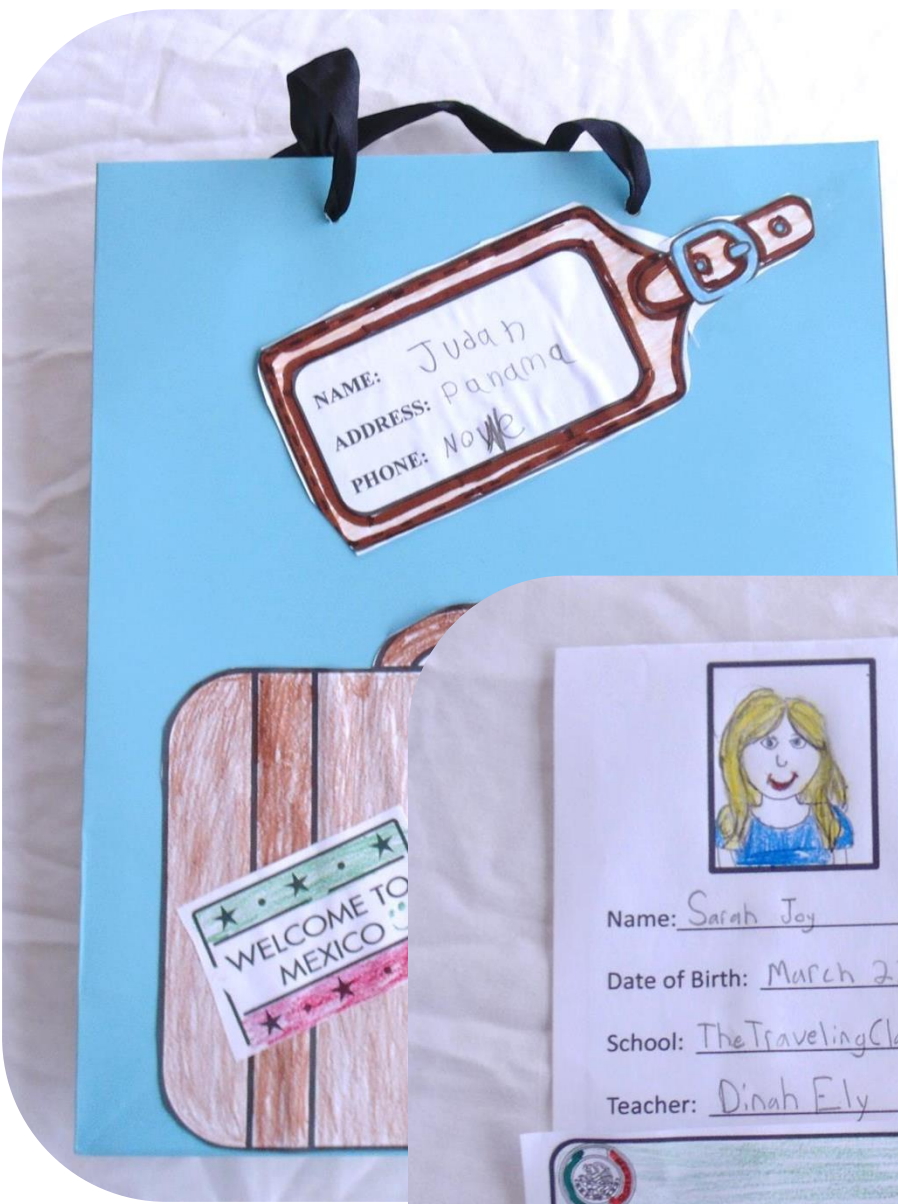
ADDRESS:

PHONE:




EDITABLE!!

Día de los Muertos



Passport, Passport Stamps, & Boarding Pass




EDITABLE!!

Día de los Muertos



Passport, Passport Stamps, & Boarding Pass



EDITABLE!!

Día de los Muertos





BOARDING PASS



GATE CLOSURES 15 MINUTES BEFORE DEPARTURE

CARRIER/FLIGHT
AZTEC101

NAME

CLASS
FIRST CLASS

NAME

DEPARTURE

ARRIVAL

GATE
A-4

FLIGHT
AZTEC101

FROM

TO

SEAT

SEAT

MEXICO

5363TY5RQFNCQEJKNQ 73647326R594782YR2GHF47R29YE83DG7327849HT4HF45T

5363TY5RQFNC435H3JWFG



BOARDING PASS



GATE CLOSURES 15 MINUTES BEFORE DEPARTURE

CARRIER/FLIGHT
AZTEC101

NAME

CLASS
FIRST CLASS

NAME

DEPARTURE

ARRIVAL

GATE
A-4

FLIGHT
AZTEC101

FROM

TO

SEAT

SEAT

MEXICO

5363TY5RQFNCQEJKNQ 73647326R594782YR2GHF47R29YE83DG7327849HT4HF45T

5363TY5RQFNC435H3JWFG



BOARDING PASS



GATE CLOSURES 15 MINUTES BEFORE DEPARTURE

CARRIER/FLIGHT
AZTEC101

NAME

CLASS
FIRST CLASS

NAME

DEPARTURE

ARRIVAL

GATE
A-4

FLIGHT
AZTEC101

FROM

TO

SEAT

SEAT


MEXICO

5363TY5RQFNCQEJKNQ 73647326R594782YR2GHF47R29YE83DG7327849HT4HF45T

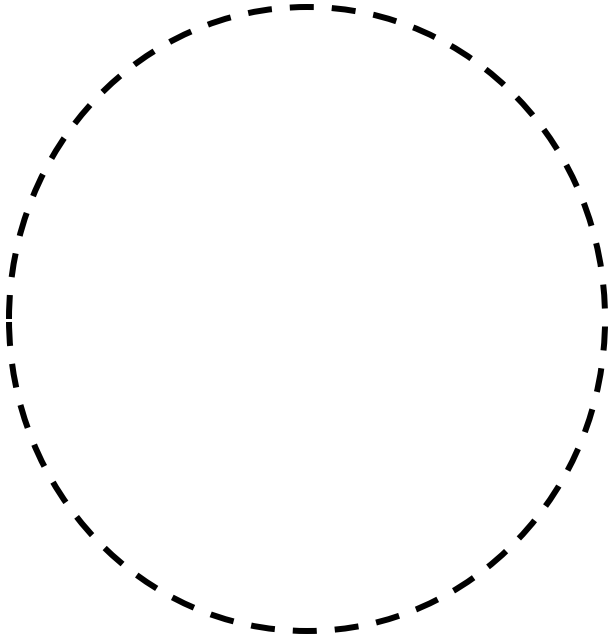
5363TY5RQFNC435H3JWFG



1. Fold in half on solid line



2. Fold in half on dotted line




VISAS

Teacher: _____

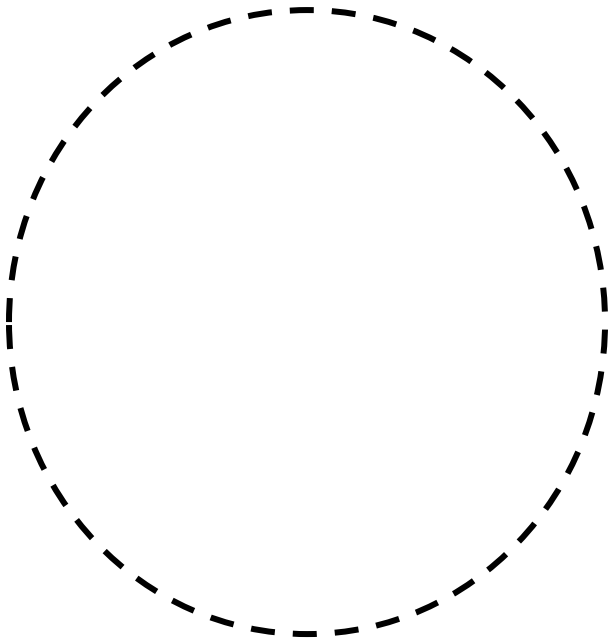
School: _____

Date of Birth: _____


Name: _____




VISAS



PASSPORT



1. Fold in half on solid line



2. Fold in half on dotted line




Teacher: _____

School: _____

Date of Birth: _____


Name: _____



VISAS

VISAS

PASSPORT





Passport Stamps



To Your Passport



Passport Stamps



To Your Passport





Passport Stamp



To Your Passport



Passport Stamp



To Your Passport



Passport Stamp



To Your Passport



Passport Stamp



To Your Passport



Passport Stamp



To Your Passport



Passport Stamp



To Your Passport




Passport Stamp



To Your Passport





EDITABLE!!

Día de los Muertos

Día de los Muertos is...


<p>I will pack <u>sun glasses</u></p> <p>u h d s u h s c o r e p h u h o d E d h o</p>	<p>We remember people because <u>they were the best & his sisters</u></p> <p>t h e y w e r e d h e b e s t & h i s s i s t e r s</p>	<p>I know other Spanish words like <u>hola como te llamas con permiso</u></p> <p>h o l a c o m o t e l l a m a s c o n p e r m i s o</p>
----------------------------------------------------------------------------------------------------	------------------------------------------------------------------------------------------------------------------------------------------------------	--------------------------------------------------------------------------------------------------------------------------------------------------

Mexico Dot to Dot

The capital of Mexico is Mexico City. Mexico City was built on top of the ancient city of Tenochtitlan. Día de los Muertos was first celebrated by the Aztecs of Mexico!



Dot to Dot, Venn Diagrams, Map, & Travel Brochure






EDITABLE!!

Día de los Muertos



Dot to Dot, Venn Diagrams, Map, & Travel Brochure

Mexico Dot to Dot



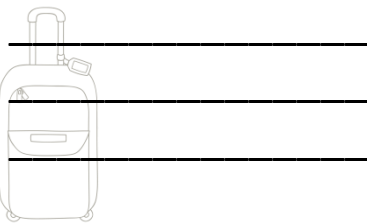
The capital of Mexico is Mexico City. Mexico City was built on top of the ancient city of Tenochtitlán. Día de los Muertos was first celebrated by the Aztecs of Mexico!

Travel Brochure

Día de los Muertos is...




I will pack _____



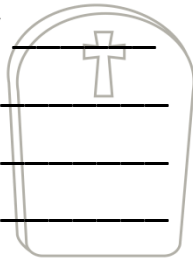
We remember people because




I know other Spanish words like




We can respect people by




My favorite sweet bread is



We decorate at our house during




A fun way to remember people is to



I've see someone's face painted like a



Mexico is




Name: _____





(Cut on solid lines and fold on dotted line.)

Día de Muertos is...



in November
when the temperature
in Mexico is 70°-90° F.



a day to honor people
who have died.



means Day of the Dead
in Spanish.




a day to visit loved
ones graves.




a time to make a sweet
bread called Pan de
Muerto.



a time to decorate a
table or altar at home.




a day to decorate graves
of those who have died.



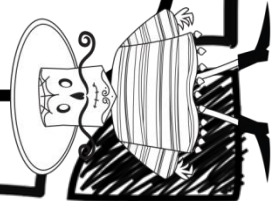
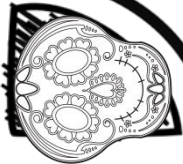
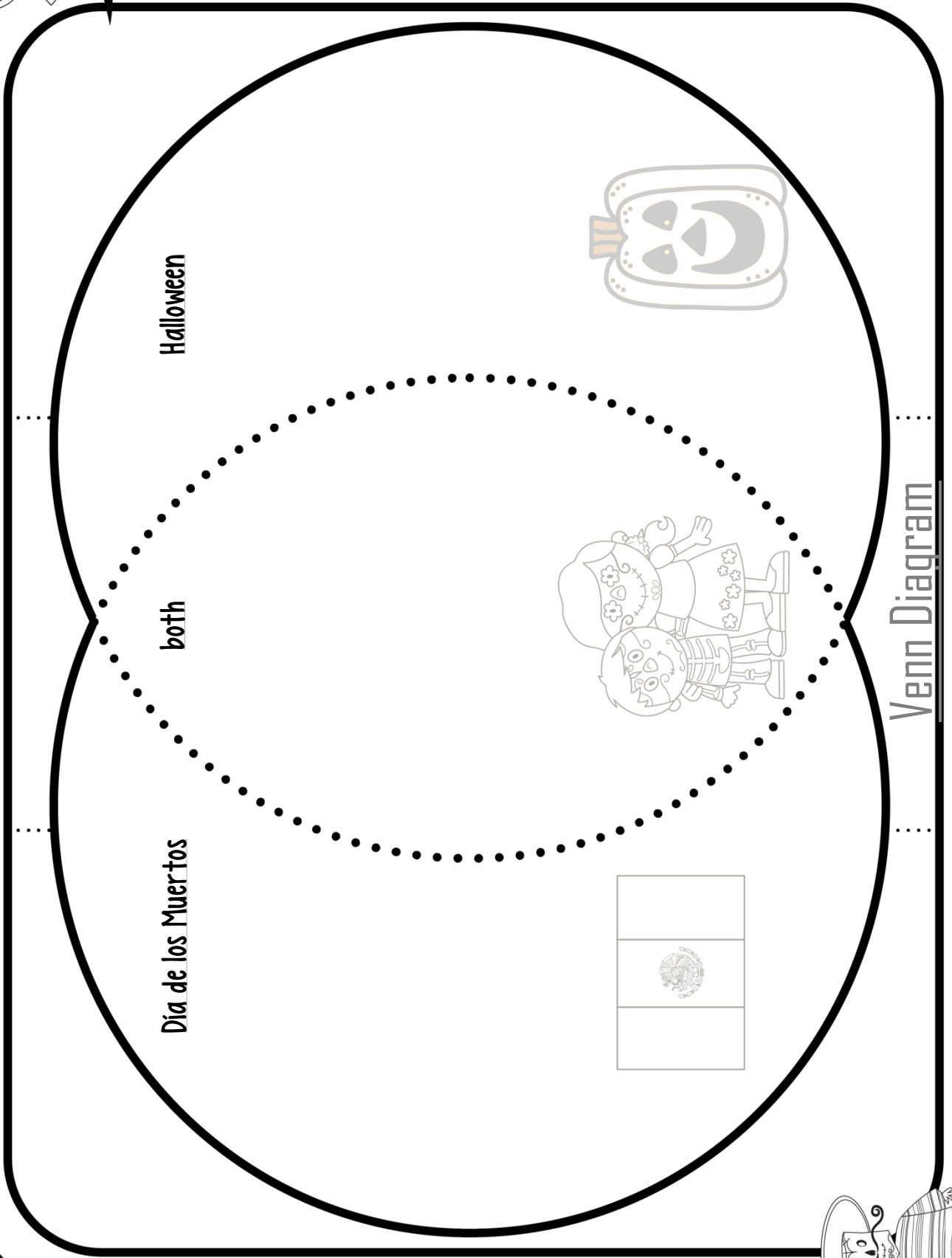
when many people
paint their faces like
skeletons.



a holiday celebrated
every year in Mexico!



Name: _____





Venn Diagram



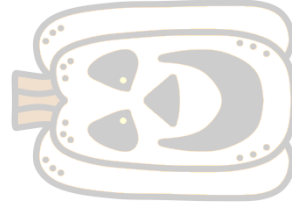
Venn Diagram Page

(Cut on solid lines and fold on dotted line.)




Día de Muertos is...

Halloween




both

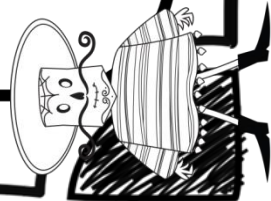
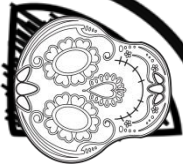
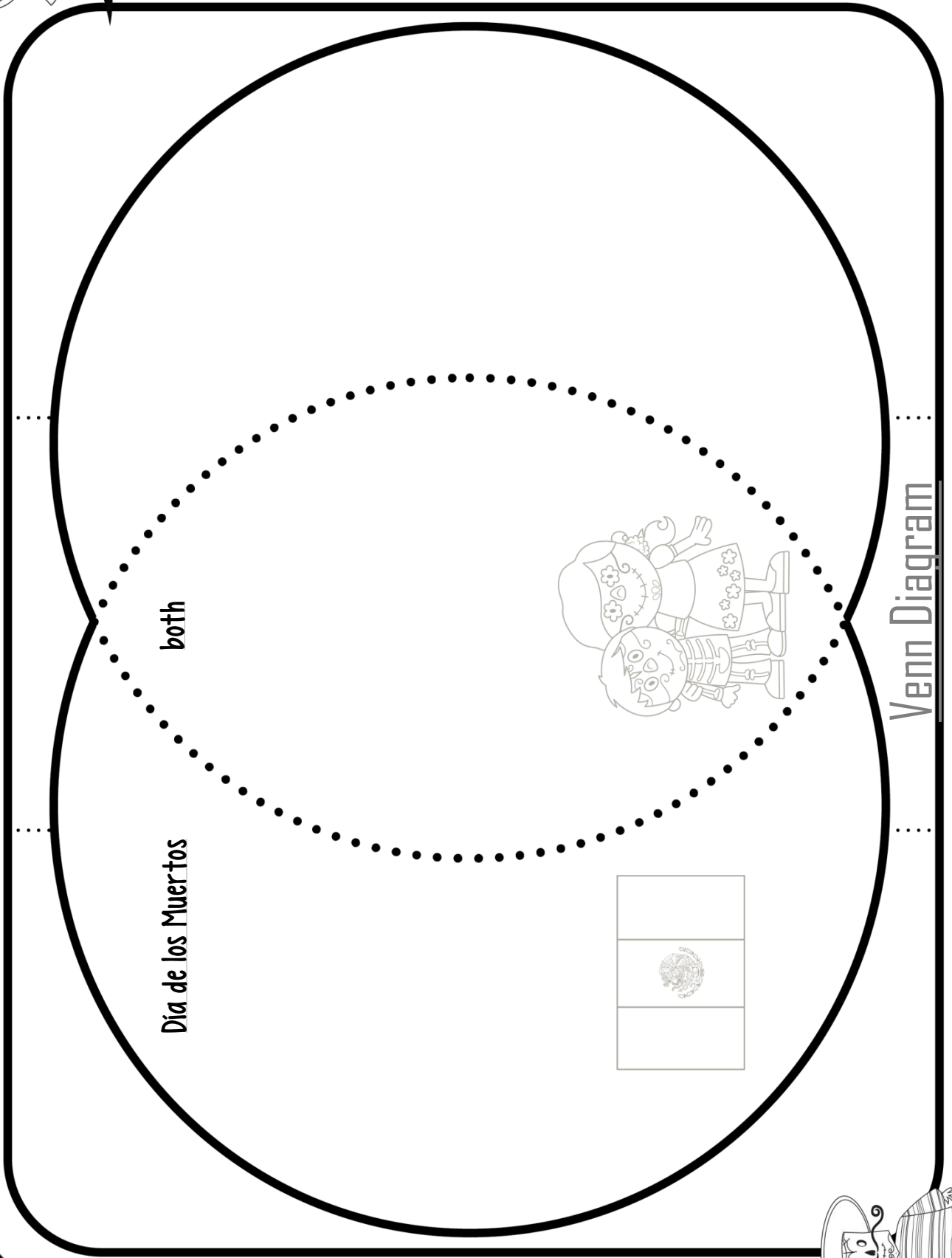


Día de los Muertos





Name: _____





Venn Diagram



Venn Diagram Page


(Cut on solid lines and fold on dotted line.)



Día de Muertos is...



both

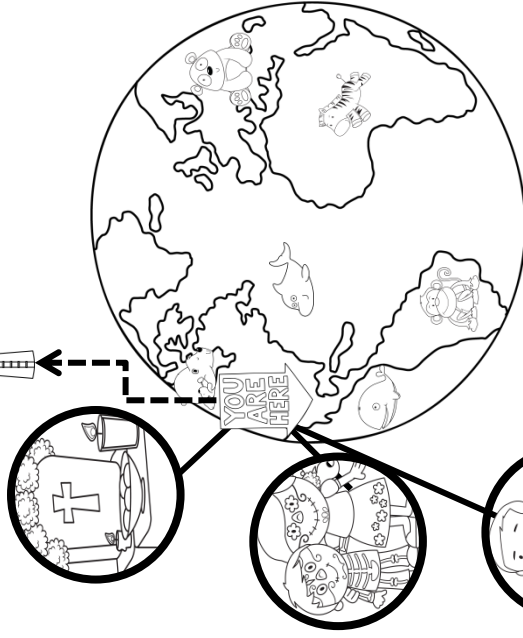
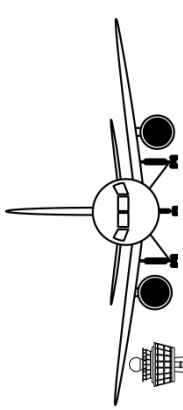


Día de los Muertos





Día de Muertos



Name: _____

School: _____

Teacher: _____

Map Color Code:

Pacific Ocean

Blue

Atlantic Ocean

Dark Blue

North America

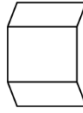
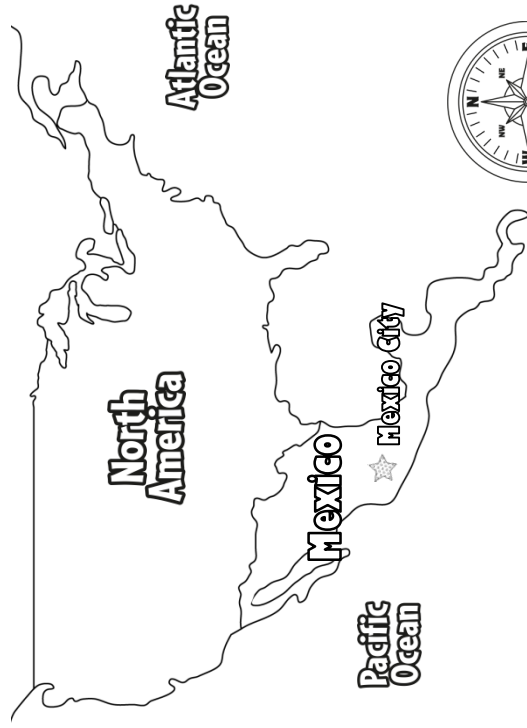
Red

Mexico



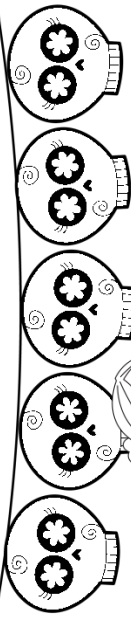
Green


Mexico City

Orange



Fold on solid lines






EDITABLE!!

Día de los Muertos



La Calaca Mask Craft



EDITABLE!!

Día de los Muertos



La Calaca Mask Craft





Día de Muertos Craft



Mask (Calaca)



& Attach String






Día de Muertos Craft



Mask (Calaca)



& Attach String





Día de Muertos Craft




Mask (Calaca)



& Attach String





EDITABLE!!

Día de los Muertos



cut paper
(papel picado) Craft






Día de Muertos Craft




cut paper (papel picado)



& Attach String






EDITABLE!!

Día de los Muertos






EDITABLE!!

Día de los Muertos



Writing prompts: Social Media Status & Post Card





EDITABLE!!

Día de los Muertos

Postcard Letter home & Fold in half!



Dear

YOUR PICTURE YOU

HOME PROFILE

PROFILE PICTURE

WHO ARE YOU WITH?

HOW ARE YOU FEELING?

WHAT ARE YOU DOING?

YOUR PICTURE YOUR TRAVEL STATUS UPDATE

HOME PROFILE FRIENDS MESSAGES

NAME

CHECK IN: MEXICO

DATE & TIME

WHO ARE YOU WITH?

HOW ARE YOU FEELING?

WHAT ARE YOU DOING?




©2016 Dinah Ely The Traveling Classroom

©2016 Dinah Ely The Traveling Classroom

Writing prompts: Social Media Status & Post Card



Dear _____,





YOUR PICTURE




YOUR TRAVEL STATUS UPDATE

HOME

PROFILE

FRIENDS


MESSAGES



PROFILE PICTURE

NAME

CHECK IN:  MEXICO



DATE & TIME 

WHO ARE YOU WITH? 

HOW ARE YOU FEELING? 

WHAT ARE YOU DOING? 



YOUR PICTURE




YOUR TRAVEL STATUS UPDATE

HOME

PROFILE

FRIENDS


MESSAGES



PROFILE PICTURE

NAME

CHECK IN:  MEXICO



DATE & TIME 

WHO ARE YOU WITH? 

HOW ARE YOU FEELING? 

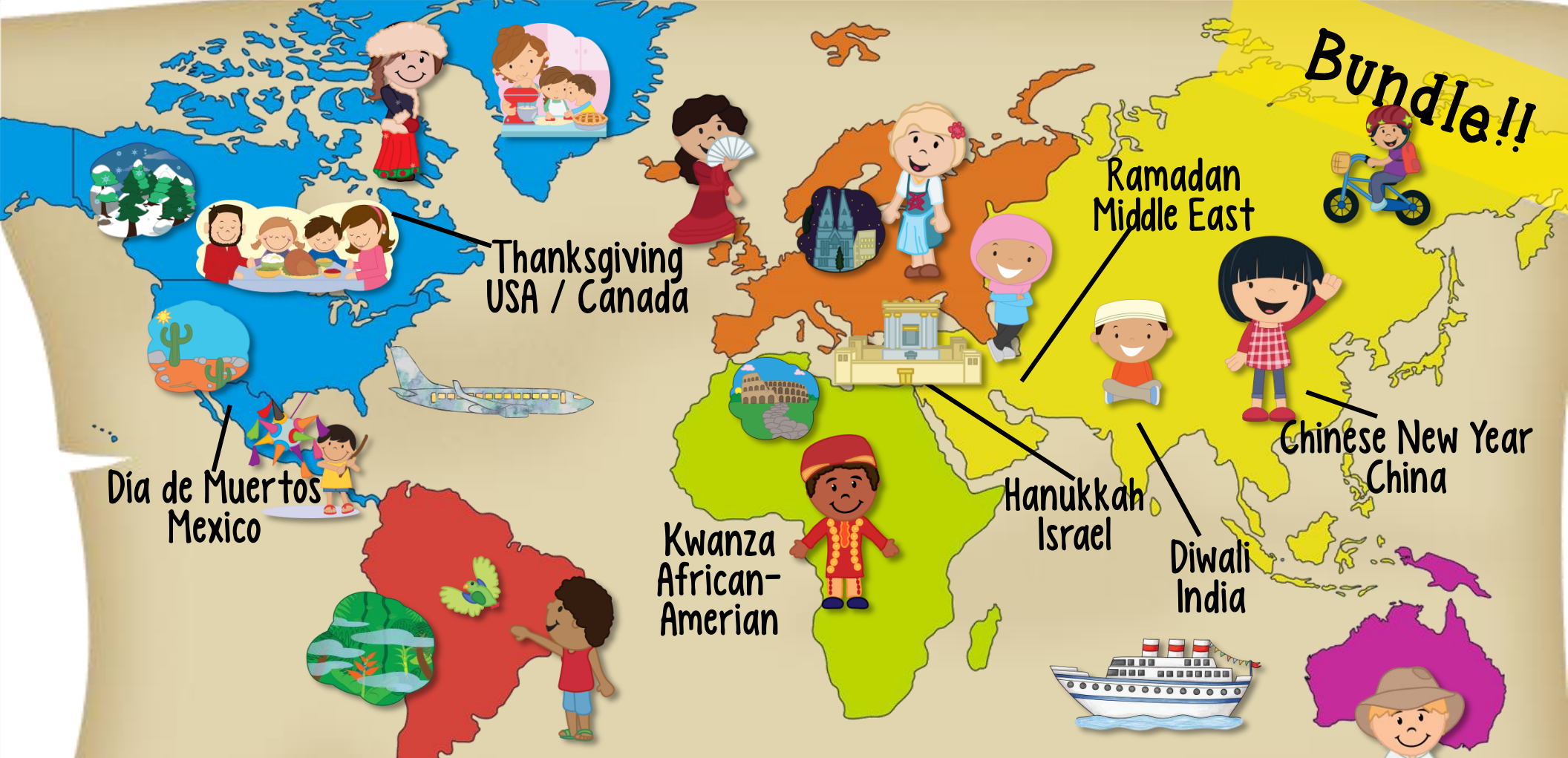
WHAT ARE YOU DOING? 

Bundle!!

Holidays Around The World

<https://www.teacherspayteachers.com/Product/Holidays-Around-The-World-Bundle-75-off-2833121>





<https://www.teacherspayteachers.com/Product/Holidays-Around-The-World-Bundle-75-off-2833121>



Holidays Around The World

Holidays Around the World

Teacher's Travel Itinerary



Día de los Muertos, Mexico.....

1

Nov. 1 & Nov. 2

2

.....Thanksgiving Canada/U.S.A.

Canada (2nd Monday in Oct.)

USA (3rd Thursday in Nov.)

Diwali, India.....

3

Oct. - Nov.

4

.....Kwanzaa African-American

Dec. 26 - Jan. 1

Hanukkah Israel.....

5

Nov. - Dec.

6

.....Chinese New Year China

Jan. - Feb.

Ramadan Middle East....

7

May - June (2017-2019)

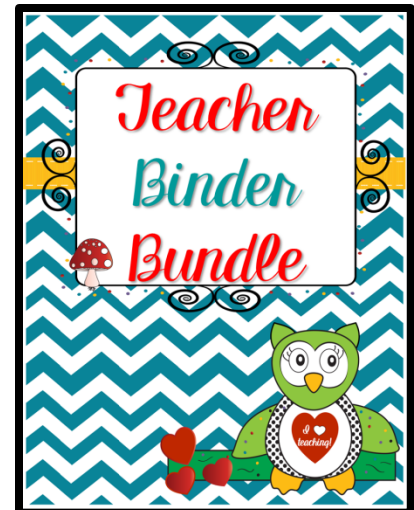

<https://www.teacherspayteachers.com/Product/Holidays-Around-The-World-Bundle-75-off-2833121>



Thank You for your download or purchase from **The Traveling Classroom!** This is for only 1 classroom/or homeschool family use. If you would like to use it for **more than 1 classroom**, please purchase an additional license. Thank you for respecting my hard work:) You can contact me personally at elydinah@yahoo.com with any questions or comments. Please continue to travel with us for updates on new/free products through these sites:



Other engaging resources for your classroom:



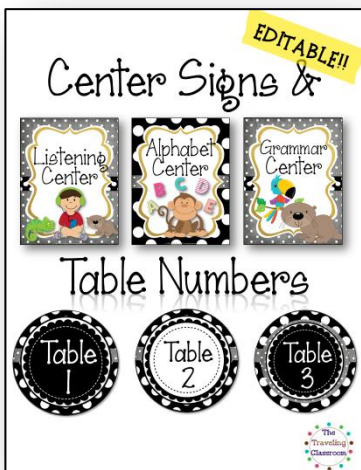
Clip Art Credits:



BLACK & White CLASSROOM DÉCOR BUNDLE



Dear Teacher,

I hope you enjoy this classroom organization set. In the following file you will find **14 Matching Classroom Décor Sets** that you can easily print out, laminate, and put to use immediately in your classroom!



In addition you will find **EDITABLE PowerPoint files for each set** that you can use to add your own specific titles. If you have any questions, concerns, or suggestions to help make this a better fit for your classroom, please contact me.

Thank you so much for your purchase from The Traveling Classroom!



Dinah Ely

E-mail: ELYDINAH@YAHOO.COM

By The Traveling Classroom

BLACK & White Classroom Bundle

White
décor

Click here...



to see more!



EDITABLE CLASSROOM décor

SETS-on Sale!

By The Traveling Classroom

