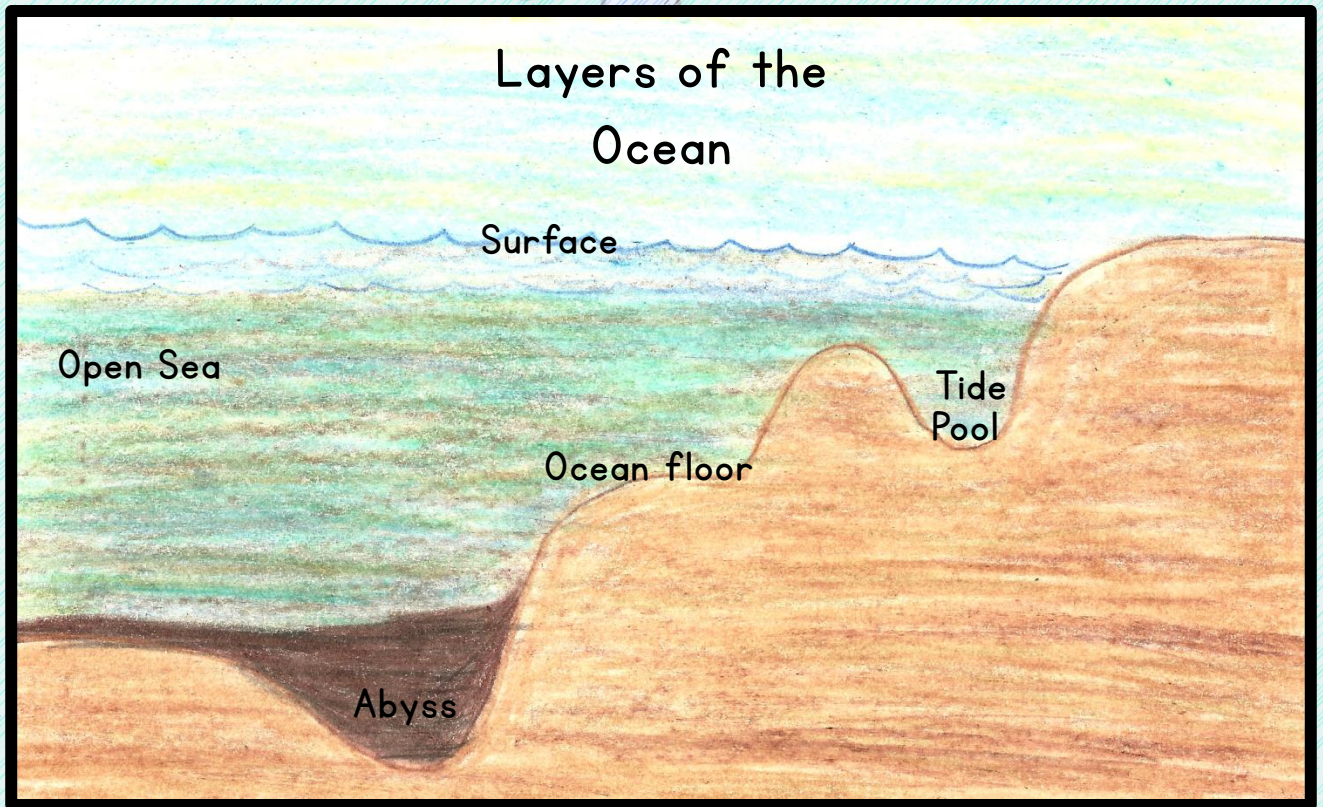


Layers of the Ocean

Handwriting Activity

By Tracy Schloss




Featuring Fonts by KG Fonts



Ocean Layers

Handwriting Activity



Directions: Print pages 3 and 4 on cardstock and laminate. Print pages 5 and 6 front/back. for students to use when recopying.

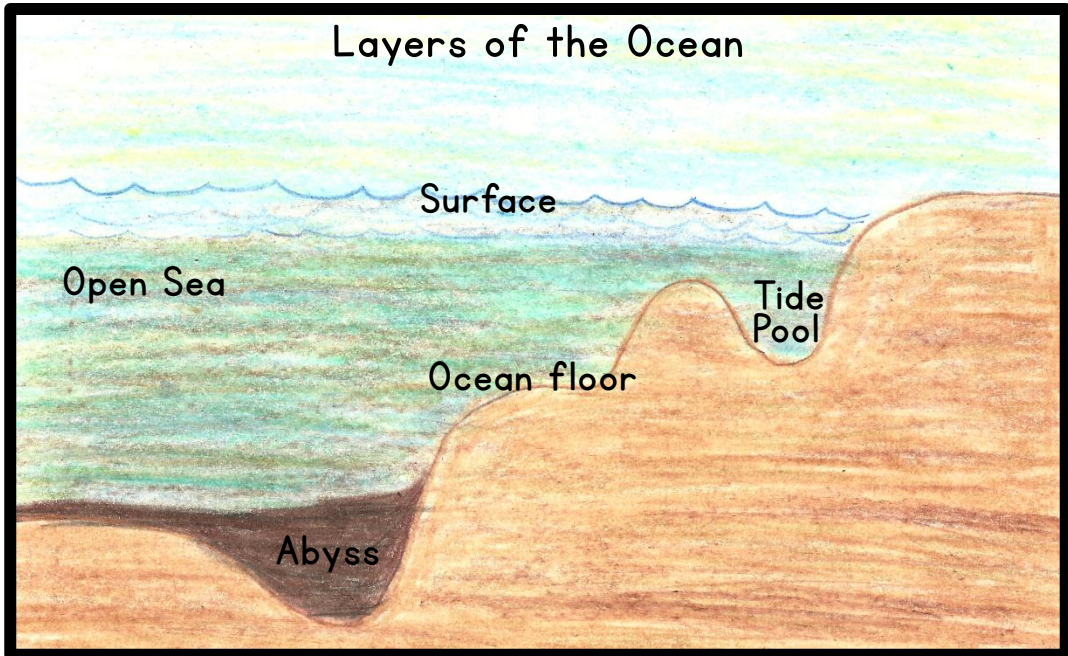
Students will use their best handwriting to copy the Layers of the Ocean Handwriting Card.

When finished they will illustrate their writing, practice reading the passage to themselves and then read it to you. This is a great way to practice handwriting, reading with fluency and learning about the ocean layers.

Weekly Handwriting

Name _____

I read this to my teacher _____



Ocean Layers

The ocean has 5 main layers.

These are based on the

amount of sun that reaches

the layers. The names of

are:

1. Tidal Pool - we play here when we visit the beach.

2. Ocean Floor - great for hiding.

3. Surface - many animals live here.

4. Open Sea - large area full of creatures big and small.

5. Abyss - This is the most unexplored area.

