



Male Pipe Thread	Brass Part No.	Steel Part No.
1/8"	B109-A	S109-A
1/4"	B109-C	S109-C
3/8"	B109-E	S109-E
1/2"	B109-F	S109-F
3/4"	B109-J	S109-J
1"	B109-N	S109-N




Male Pipe X Fem. Pipe	Brass Part No.	Steel Part No.	Male Pipe X Fem. Pipe	Brass Part No.	Steel Part No.
1/4 X 1/8	B110-C	S110-C	3/4 X 1/4	B110-JC	S110-JC
3/8 X 1/8	B110-E	S110-E	3/4 X 3/8	B110-JE	S110-JE
3/8 X 1/4	B110-EE	S110-EE	3/4 X 1/2	B110-J	S110-J
1/2 X 1/8	B110-FA	S110-FA	1" X 1/4	B110-NC	S110-NC
1/2 X 1/4	B110-FC	S110-FC	1" X 3/8	B110-NE	S110-NE
1/2 X 3/8	B110-F	S110-F	1" X 1/2	B110-NF	S110-NF
3/4 X 1/8	B110-JA	S110-JA	1" X 3/4	B110-NJ	S110-NJ

(Additional sizes available upon request).

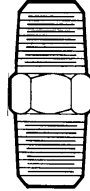


Male Pipe Thread	Brass Part No.	Steel Part No.
1/8"	B109-XA	S109-XA
1/4"	B109-XC	S109-XC
3/8"	B109-XE	S109-XE
1/2"	B109-XF	S109-XF
3/4"	B109-XJ	S109-XJ
1"	B109-XN	S109-XN




Male Pipe Thread	Brass Part No.	Steel Part No.
1/8"	B112-A	S112-A
1/4"	B112-C	S112-C
3/8"	B112-E	S112-E
1/2"	B112-F	S112-F
3/4"	B112-J	S112-J
1"	B112-N	S112-N

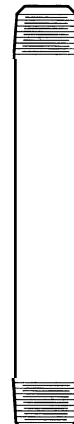
(Additional sizes available upon request)




Male Pipe Thread	Brass Part No.	Steel Part No.
1/8"	B112-XA	S112-XA
1/4"	B112-XC	S112-XC
3/8"	B112-XE	S112-XE
1/2"	B112-XF	S112-XF
3/4"	B112-XJ	S112-XJ
1"	B112-XN	S112-XN



Male Pipe Thread	Brass Part No.	Steel Part No.
1/8"	B109-UA	S109-UA
1/4"	B109-UC	S109-UC
3/8"	B109-UE	S109-UE
1/2"	B109-UF	S109-UF
3/4"	B109-UJ	S109-UJ
1"	B109-UN	S109-UN

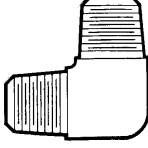


Pipe Thread	Length Range	Brass Part No.	Steel Part No.
1/8	1-1/2 – 6" (Brass or Steel)	B117-A***	S117-A***
1/4	1-1/2 – 6" (Brass) 1-1/2 – 12" (Steel)	B117-C***	S117-C***
3/8	1-1/2 – 6" (Brass) 1-1/2 – 24" (Steel)	B117-E***	S117-E***
1/2	1-1/2 – 6" (Brass) 1-1/2 – 48" (Steel)	B117-F***	S117-F***
3/4	1-1/2 – 6" (Brass) 1-1/2 – 48" (Steel)	B117-J***	S117-J***
1"	2" – 6" (Brass) 2" – 48" (Steel)	B117-N***	S117-N***

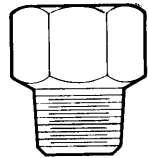


Male Pipe Thread	Brass Part No.	Steel Part No.
1/4 X 1/8	B112RCA	S112RCA
3/8 X 1/8	B112REA	S112REA
3/8 X 1/4	B112REC	S112REC
1/2 X 1/4	B112RFC	S112RFC
1/2 X 3/8	B112RFE	S112RFE
3/4 X 1/2	B112RJF	S112RJF

*** = Enter length of nipple in 1/2" increments.
Example: B117-A112 = Brass pipe nipple, 1/8 NPT X 1-1/2" long.

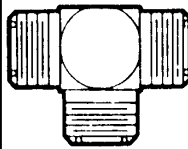


Pipe Thread	Brass Part No.	Steel Part No.
1/8	B130-A	S130-A
1/4	B130-C	S130-C
3/8	B130-SE	S130-E
1/2	B130-F	S130-F



Pipe Thread	Brass Part No.	Steel Part No.
1/4 X 1/8	B120-RCA	S120-RCA
3/8 X 1/8	B120-REA	S120-REA
3/8 X 1/4	B120-REC	S120-REC
1/2 X 1/4	B120-RFC	S120-RFC
1/2 X 3/8	B120-RFE	S120-RFE
3/4 X 3/8	B120-RJE	S120-RJE
3/4 X 1/2	B120-RJF	S120-RJF

(additional sizes available upon request)



Pipe Thread	Brass Part No.	Steel Part No.
1/8	B127-WA	S127-A
1/4	B127-WC	S127-C
3/8	B127-WE	S127-E
1/2	B127-WF	S127-F

Pipe Thread Pitch						
Pipe Size:	1/8	1/4	3/8	1/2	3/4	1"
Thread Pitch:	27	18	18	14	14	11-1/2