

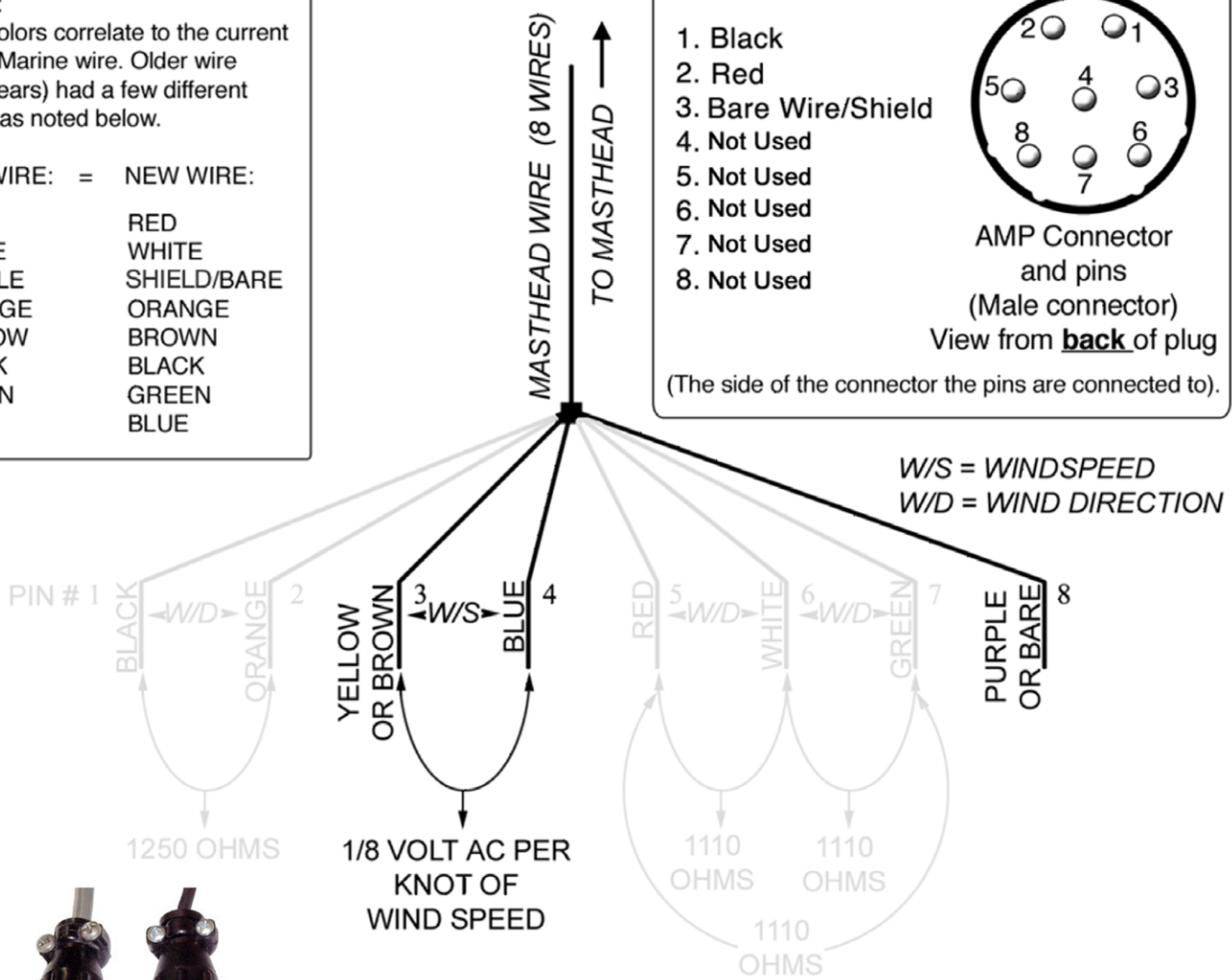
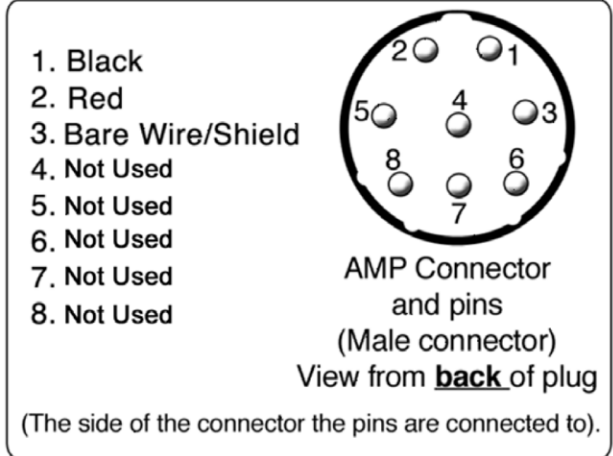
# MK30 Wiring Diagram

**NOTE:**

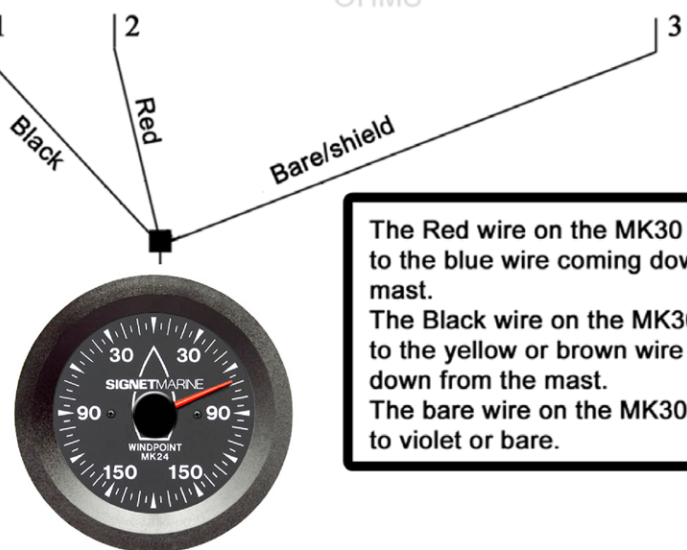
Wire colors correlate to the current SignetMarine wire. Older wire (+12 years) had a few different colors as noted below.

OLD WIRE: = NEW WIRE:

|        |             |
|--------|-------------|
| RED    | RED         |
| WHITE  | WHITE       |
| PURPLE | SHIELD/BARE |
| ORANGE | ORANGE      |
| YELLOW | BROWN       |
| BLACK  | BLACK       |
| GREEN  | GREEN       |
| BLUE   | BLUE        |



**NOTE:**  
 Resistance between yellow, or brown wire and blue wire is 4000 OHMs (+- 10%) when cups not spinning.



The Red wire on the MK30 connects to the blue wire coming down from the mast.  
 The Black wire on the MK30 connects to the yellow or brown wire coming down from the mast.  
 The bare wire on the MK30 connects to violet or bare.

