

Tele (club) 8712 7755 Club email bdwvcsec@outlook.com

Postal address:

The Berwick District Woodworkers Inc
PO Box 921, High Street, Berwick, Victoria, 3806

Location:

The Old Cheese Factory, 34 Homestead Road Berwick, 3806
Inc. No A0012122U

Welcome to the newsletter for March 2021

DATES TO REMEMBER: Committee Meeting - 23rd March. 1.00pm in clubroom
Monthly Meeting - 7th April. 1.00pm in clubroom.

FUNCTIONS: Club Luncheon. 15th April at Pine Grove Hotel, Upper Beaconsfield. 12.00 Noon.

WOODWORKING DISPLAY AND EXPO.

Berwick Woodworkers Presents
1st Annual Open Weekend
Woodworking Display and Expo

Friday 9 July 2021 5.00pm—8.00pm
Saturday & Sunday 10-11 July 2021 9.00am—5.00pm
At the clubrooms
The Old Cheese Factory
34 Homestead Rd., Berwick

More info:
Len Preece: 0408365970
John McMahon: 0437096840
Email: bdwvcsec@outlook.com

Picking up from where they left off last year, when the pandemic lock-down occurred, Berwick woodworkers are planning their Wood Working Display. This year, the display will take place (Covid permitting) as part of the Casey Winter Arts Festival on 9th, 10th and 11th of July at the club premises. In the interest of promoting the club, it is planned that members' woodwork will be showcased in the clubroom, while demonstrations will take place in the workshop. **John McMahon**, who heads the sub-committee wants to assure club members that the event is **not a competition**, but a display to demonstrate the kind of activity available within the club. So if you like to build matchstick models, scroll-saw creations, pyrography art or turned thingummies of any kind, please consider offering them as part of the show. Ambitious masterpieces will be welcome, of course, but are not a stipulation. There will be a lockable showcase for the security of small objects. **Now is the time to get started on your display pieces.**

CLUB INFORMATION:

MEETINGS:

COMMITTEE	GENERAL	SPEAKERS ETC	FARMERS' MARKET
23rd March	7th April	--	10th April

Committee of Management:

Contact Details	Name	Phone
President	Len Preece	59405564
Vice President	Brian Crowe	0438 012 155
Secretary	Mark Bellis - 0439 991 134	
	email: bdwwsec@outlook.com	
Treasurer	Peter Angwin	5941 1272

Committee

Martin Van Diemen	9707 5305
John McMahon	9796 1097
Ken Whitefield	0402 256 134
Ken D. Barnes	0419 114 738
Colin Ellard	8770 0149
Ross Blackwood	0490 668 515

- Monthly demonstrations - *Vacant looking for help*
- Functions Coordinator - *Vacant*
- Newsletter Editor – *Elsie Hoare*
- Public relations – *Len Preece*
- OCF Contact group – *Len Preece*
- Toy Coordinator – *Ken D. Barnes.*
- Machinery maintenance supervisor. - *Brian Crowe*
- Health and Safety Coordinator – *All committee members.*
- Member’s welfare coordinator – *Ken Whitefield*
- Kits for kids coordinator – *Ken Whitefield*
- Farmers Market Coordinator – *Martin Van Diemen & Paul Ryan*
- Special interest group coordinators – *To suit group*
- Librarian – *Keith Towe*
- Exhibition and Show - *John McMahon*
- Gala Day coordinator - *Len Preece*
- Our Lease - *Chris Drysdale*
- Screws – *MartinVan Diemen*
- Paint – *George Young*
- Timber coordinator – *Martin Van Diemen*
- Equipment authorisation approved members. - *Len Preece, Brian Crowe, John Damon, John Membrey and Bill Bradshaw.*
- Mens' Shed coordinator - *Wayne Lucas.*
- Web/WebMaster - *Jack Croucher.*

All material for the Club’s monthly publication is to be submitted by e-mail ricels@bigpond.com by hand, or by phone to the editor by the 15th of each month: Letters to the editor must be sent to the committee.

PLEASE NOTE: Those members wishing to use the workshop on Saturdays other than Farmers’ Market Saturdays must make private arrangements with a key-holder. For safety reasons, there must always be two members present in the workshop whenever it is being used.

Membership Fees:

- Individual Joining Fee - \$40.00
- Single Membership - \$65.00
- Family Membership - \$100.00
- No Attendance Fee.
- Tea & Coffee complimentary.

Members can pay either direct at club or by EFT bank transfer to WBC Berwick BSB 033 609, Acct # 41 6074. Please remember to put your surname as a reference.

Workshops & Meetings:

Weekly	Hours	Activity	Leader
Monday Morning	9.00 am – 2.30 pm	Toys -	Eric Guthrie
Tuesday Morning	9.00 am – 2.30 pm	Toys -	Ross Blackwood
Wednesday Morning	9.00 am - 1.00 pm	General -	Bill Bradshaw
Wednesday Evening	5.00 pm - 9.00 pm	General -	Bill Bradshaw
Thursday Morning	9.00 am – 1.00 pm	Fine W/work -	Brian Crowe
Friday Morning	9.00 am - 1.00 pm	General -	Len Preece
Saturday Morning	9.00 am - 1.00 pm	Farmers' Market supervisors -	Martin Van Diemen and Ken Whitefield or by prior arrangement on other Saturdays.

Berwick Woodworkers wish to thanks **Gary Maas MP** State Member for Narre Warren South, and his staff for their support in printing this newsletter for us.
8783 6959.

Berwick Woodworkers also acknowledge with gratitude the generosity of **Ephraim Finch** who has supported the club for many years with donations of top quality timber. Without Ephraim's gifts, the work we do for local underprivileged children would be considerably curtailed.



PRESIDENTS REPORT,

It was great to see the great number of members and their partners at our welcome-back BBQ. Congratulations to **Richard Gething** in receiving the Moty Award. Richard has worked extremely hard over the last 18 months in keeping the Club up to date on the moves and arrangements during the Covid shut down.

Members are reminded to check with a member who has a key to open up on the quieter days when the club may not be open. (eg. public holidays)

When attending the club please remember to be covid safe, sign in with telephone number, (this is required by law.) Hand sanitizers are located at the main door and at the lunch room door.

When finishing work for the day please make sure all work benches are cleaned off, ready for the next person to come in. **The area in front of the switch board must be kept clear at all times.**

Use of the notice board in the lunch room is available to all members; please check with either **Mark Bellis** or myself before placing anything on the notice board, to help in keeping the board reasonably able to see the information placed upon the board.

Brian Crowe is running the football sweep again this year; if interested in being in it please see Brian. Remember the footy starts on Thursday 18th March.

Thanks to all members who assisted in the cutting, assembling and painting the bird nesting boxes. Also many thanks to those who contributed to producing the 50 pens for the East Gippsland Council as requested through the VMSA.

Len Preece - President.



.....

AWARD FROM NARRE WARREN SOUTH SCOUTS GROUP



Club member **Bill Bradshaw** recently received an award from Narre Warren Scouts group, recognising his service in building some storage boxes for their gas stoves. The Group provided the materials and Bill assembled & painted the boxes. Bill is pictured at left, receiving his award. Thanks to **Colin Radley** for the photo.

ADDITIONAL MARKET ASSISTANCE.

Many thanks to **Don Buchanan** who has stepped up to help **Martin Van Diemen** to run the Farmers' Market which is now taking place once a month due to the low stall-holder attendance making a second market unviable.

SANDPAPER CARE.

Have you had the irritating problem, when using the disc sander, of finding your work blackened due to burning by the sandpaper? The problem is caused by misuse of the machine. Increasingly, the disc sander is being used to **remove wood** rather than to give a smooth finish. This causes the grit to collect resins from pine and some hardwoods which clogs and blunts the sandpaper, causing friction burns. Excessive pressure in an attempt to remove more wood makes things worse. While it's tempting to clean up a poorly cut piece in this way, expensive sanding discs are being wasted by the misuse as they need replacing far more frequently than is reasonable.

The sanding machine is not a thicknesser. Excess wood should be removed by cutting closer to the desired shape, using a bandsaw, table saw, jig saw, plane, router or other suitable cutting machine. A light pressure should be employed, allowing the sandpaper to do its job properly.

Attention to economy, in the use of the club machinery and facilities, enables the committee to keep club fees **lower than comparable clubs**; please do your bit to help them out and if you notice somebody doing the wrong thing mention it to a club executive, who will speak to them.

.....

JUST A REMINDER: For help of any kind with the club's machines or to report damage, our 'Go To' members are pictured below.

APPROVED 'GO TO' MEMBERS

when in need of assistance or advice on using any machine.



Len Preece



Brian Crowe



John Damon



Bill Bradshaw



John Membrey

.....

SHOW & TELL:

Chris Drysdale's pizza platter, below left, and sour dough platter, (right) are made from beech. The cuts in the edges are knife guides.



John McMahon's sunrise bowl below is made from ash coloured with water based wood dye. Also by John McMahon is the bowl, below right. Made from red gum, John has blackened the wood with a blow torch.



Another of **John McMahon's** bowls is the one below. John calls it his 'Luck of the Irish' bowl as he has decorated it with shamrocks and one 4-leaf clover coloured using Texta pen. The background has been achieved with pyrography. **Eric Guthrie** made the lazy Susan below, using various timbers. The rim is made from meranti.



Here is a message from **George Ritchie**. "Over the past few weeks I have seen several members using a variety of methods to draw an ellipse. Having recently drawn one myself, I have done a little investigating and found the attached method very simple and quite versatile so I thought I would share it with the members."

Describing an Ellipse

There are several methods available on Google to describe a perfect Ellipse. The following method, illustrated on 'Signs by Scotty' on Google, seems to be a really simple approach.

1. Determine the dimensions of your ellipse in terms of the horizontal and vertical axes: *Figure 1*).

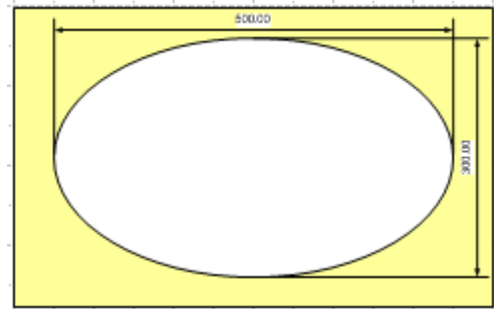


Figure 1.

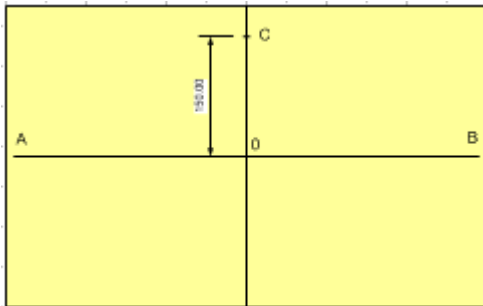


Figure 2.

2. Draw a horizontal line (AB) across the middle of your work – say 300mm x 500mm: - and mark the centre point (O) then draw a vertical line through the centre point and mark half the vertical axis length (150mm) on this line (C): (*Figure 2*)

3. Draw a line half the horizontal axis length (250mm) from point (C) and mark where it touches the left hand side of the horizontal axis (D1); then draw a similar line and mark it off on the right hand side of the horizontal axis (D2): (*Figure 3*)

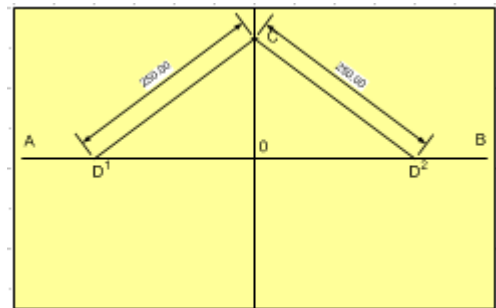


Figure 3

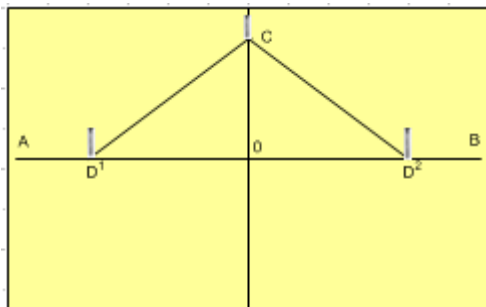


Figure 4

4. Knock small nails into the work at points C, D1 & D2: (*Figure 4*)

5. Tie a piece of string (firmly) around the three nails and remove the nail from point C: (*Figure 5*)

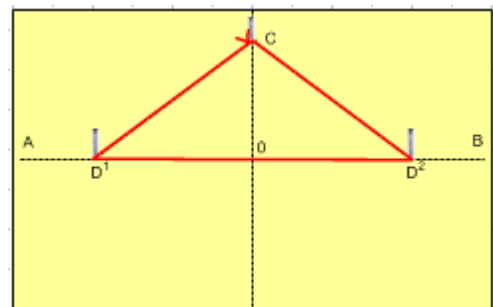


Figure 5

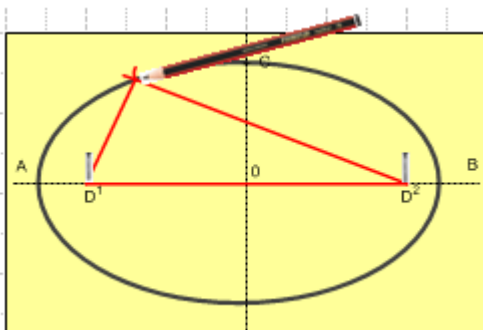
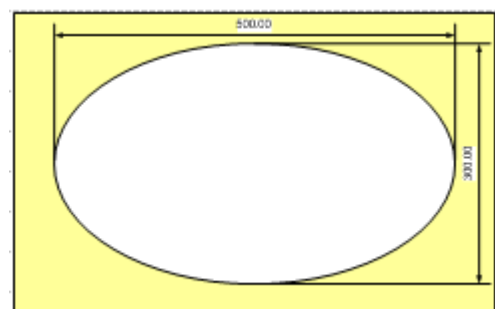


Figure 6

6. Using the string loop as a compass, draw a line around the work: (*Figure 6*)

7. You should now have a perfect ellipse 500mm x 300mm.

This method should work with almost any dimensions.



FROM THE INTERNET.

One of the best, most versatile finishes, coconut oil can be used for a warm, not too shiny and easy to take care of wood finish. Whether you are new to woodworking or a seasoned DIY pro, if you have not tried finishing wood with coconut oil, you should definitely try this idea out. Much easier to deal with than traditional wood oil, the coconut oil finish will leave your wood glowing. Hides imperfections and scratches, too! My favorite DIY trick I've discovered recently!

.....



Ben Cherrie added the following item to the club's Facebook page.

"Finished my drum sticks made from scratch. They are replicas of my very first drum sticks I owned. (With a few modifications: slightly longer in length and with Jarrah tips as I liked the idea of testing it out and having a "cherry on top") They're made from American oak and Jarrah.

Hard part was to stabilise the shuddering on the lathe as it's long, thin and flexible and getting them to both replicate the originals but be copies of each other. Managed to resolve this with the stability jigs.

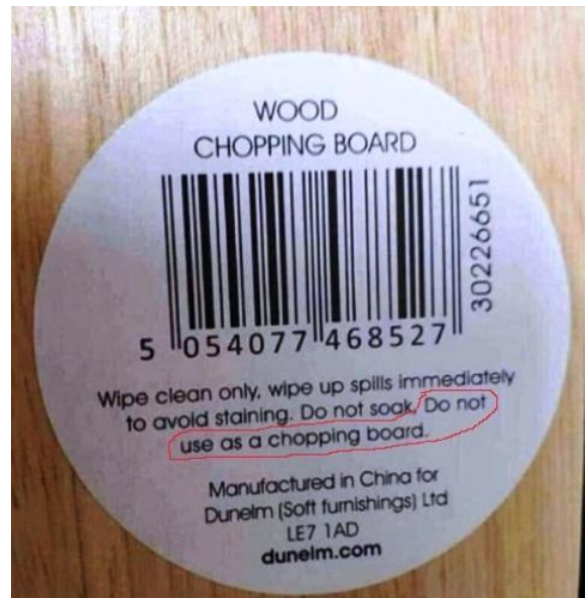
(Special to me as my grandfather made his first drum sticks when he was alive so I'm keeping his tradition going 😊)

Finished with a spray polyurethane (3 coats)"

We can only guess how this chopping board is to used.

Ian Chong who sent me the photo says,

"Our woods can be used for chopping boards."



Marcus Wilson is learning the importance of a good finish on woodwork.

Brandy Rogers thought you might find this interesting.



GOOD VISION IN A DOWNPOUR

How to achieve good vision while driving during a heavy downpour. We are not sure why it is so effective; just try this method when it rains heavily. This method was given me by a Police friend who had experienced and confirmed it. It is useful....even driving at night. One method used by Canadian Military Drivers for years.

Most of the motorists would turn on HIGH or FASTEST SPEED of the wipers during heavy downpour, yet the visibility in front of the windshield is still bad.....

In the event you face such a situation, just try your SUNGLASSES (any model will do), and miracle! All of a sudden, your visibility in front of your windshield is perfectly clear, as if there is no rain.

Make sure you always have a pair of SUNGLASSES in your car, as you are not only helping yourself to drive safely with good vision, but also might save your friend's life by giving him this idea..

Try it yourself and share it with your friends! Amazing, you still see the drops on the windshield, but not the sheet of rain falling.

You can see where the rain bounces off the road. It works to eliminate the "blindness" from passing semi's spraying you too.

Or the "kickup" if you are following a semi or car in the rain. They ought to teach that little tip in driver's training. It really does work..

Berwick District Woodworkers Club Monthly Meeting Minutes 3rd March 2021

Meeting Commenced

Meeting commenced at 01:10 pm.

Welcome to Members -

The club President welcomed 21 club members to the meeting.

Apologies –

Alexander Drysdale, Keith Towe, Rob Koche, Martin Van Dieman, John Damon, Paul Ryan, John Membrey, Lois Berglund Dack, Russel Owen.

Minutes of last monthly meeting. – 3rd February 2021

- In the February news letter.

Motion to accept minutes.

Proposed – Ken Whitefield

Seconded – Lance Baker

Business arising from previous meeting

- Nil

Correspondence.

- VMSA email re: insurance increases.

The meeting resolved to accept new insurance cover from Marsh (Jobs Australia Blanket Cover Insurance Program) which specialises in cover for non profit industry as recommended by VMSA. The club's current cover through Gallagher is due to expire and the annual renewal is not cost effective. The club has 14 days to finalise insurance cover.

The motion to renew club insurance through Marsh –

Moved – Peter Angwin

Seconded – Lance Baker

- Motion was carried.

- RMIT Capstone Project, Possibly 3 projects this year (Bill Munt).
- Confirmation from Casey Building Maintenance Team to proceed with CCTV installation
- Multiple correspondence from VMSA regarding options for club insurance.
- Email from VMSA regarding Bunnings Trade and their relationship with VMSA.

Motion to accept correspondence.

- Proposed – Rick Hoare
- Seconded – Ross Blackwood

Presidents Report.

In the newsletter.

The President noted the following –

The club exhibition is due to begin with an evening opening on 9th July 2021 and close on the evening of 11th July 2021. These dates will coincide with Farmer's Market on the Saturday 10th July 2021.

The Hare & Forbes demonstrations are cancelled

The bird boxes have been collected and are awaiting collection.

The 50 pens requested by the South Gippsland Shire have been completed.

The installation of the new club security system is proceeding at pace and will provide blanket coverage of entire Cheese Factory site, the Woodworkers Club facilities and its environs. The total cost of the system is \$11,000. The club's share is \$7,000, City of Casey pays the rest.

Three Bunnings "Power Passes" will be arranged for club use under the VMSA arrangement.

Motion to accept the President's report.

Proposed – Chris Drysdale

Seconded – John McMahon

Treasurer's report.

In the Newsletter -

BDWWC now has 78 members.

The redundant Telstra comms. account has now been cancelled with a refund to the club of \$139.00.

A grant from the Casey Community Hub may be available to assist in allaying some of the forthcoming club costs including the installation of air switches for the workshop dust extraction gates, (see President's report below).

Motion to accept the Treasurer's report.

Proposed – Ross Blackwood

Seconded Ken Whitefield

Farmers' Market.

Market revenue is \$6,000 so far this financial year following impacts of COVID19 lockdowns etc.

In the absence of Martin Van Dieman this month Don Buchanan will carry on with the market set ups.

Functions.

Club luncheon at Pine Grove Upper Beaconsfield on 15th April 2021 has been arranged.

Demonstrations.

It is proposed to re-start the presentation from the Stroke Foundation which was cancelled on 30th June 2020.

The secretary will follow up and restart the arrangements with the Stroke Foundation along with demos from the RACV and the SES which were also cancelled last year. Demonstration times will be notified via email, newsletters and the club noticeboard when the times are locked in.

Newsletter.

Thanks go to Elsie Hoare for her consistent and highly valued work on the production of the BDWWC newsletter.

Woodworking Display and Expo.

Proposed dates for the Expo are 9th, 10th & 11th July 2021.

See further notes in the President's report above.

The Woodworking Display will form part of the Casey Arts Festival and John McMahon has updated the publicity documents and flyers to be disseminated amongst interested parties, other woodworking and craft and community organisations.

General Business.

The request from South Gippsland Shire Council for the BDWWC to make supply 50 wooden pens has been fulfilled.

The fitting of "air" switches to all club machines that are connected to the dust extraction system will be explored by Brian Crowe and Len Preece to prevent incorrect usage of the vacuum gates. A bypass switch may be fitted to the breezeway drop saw as well to prevent incorrect operation of the shop vac.

Excessive clogging of the workshop sanding belts and discs has become evident which results from excessive pressure being applied during sanding and the reliance on sanders to remove large amounts of material. If in excess of 5mm of material needs to be removed please use a bandsaw, table saw, jig saw, plane, router or other suitable cutting machine to remove excess material down to the line.

Door Prize

The door prize was won by Lance Baker.

Show and Tell.

Show and Tell was presented by Ken Whitefield.

Eric Guthrie produced a “lazy susan” from mixed timber.

John McMahon displayed a “sunrise bowl” from Ash with an air brushed finish, Red Gum bowl with a charred finish and a “luck of the Irish bowl” from Messmate and decorated with shamrock motifs.

Chris Drysdale produced a pizza/cake platter with knife guides from Beech and an oval sour dough platter also with knife guides and finished with Livos Oil.

Meeting closed –

- Closed at 2:35 p.m. **Next Meeting - 7th April at 1 p.m.**

President – Len Preece

Secretary – Mark bellis

.....

Marriage Counselor: Your wife says you never buy her flowers. Is that true?
Husband: To be honest, I never knew she sold flowers.

As part of a refresher course at the local U3A, I attended the morning session by a well known lecturer.
After stopping for a cup of coffee I made my way out of the building. A woman passing me in the corridor stopped me to ask, if I could direct her to the afternoon session of the same lecture. I obliged but couldn't help adding, "I'd think twice about attending if I were you, unless you feel like a bit of a nap. It's dead boring. He's not the riveting speaker he used to be."
The woman fixed me with a cold stare. "Do you know who I am?" she asked.
When I assured her I had no Idea she answered, "I'm the professor's wife."
"And do you know who I am." I replied.
The woman shook her head saying, "No, I don't."
"Thank goodness." I muttered and hastily made my exit.

.....

That's all for now but before I go, just one more reminder to get cracking on the your items for the club's Woodworking Demonstration. The reverse side of the flyer is seen above.