

Tele (club) 8712 7755 Club email bdwwcsec@outlook.com

Postal address:

**The Berwick District Woodworkers Inc
PO Box 921, High Street, Berwick, Victoria, 3806**

Location:

**The Old Cheese Factory, 34 Homestead Road Berwick, 3806
Inc. No A0012122U**

Welcome to the newsletter for March 2023

DATES TO REMEMBER: Committee Meeting 30th March - 1.00pm in clubroom.
General Meeting - 5th April, 1.00pm in clubroom.
Wood Dust 23 Festival - May 18th - 21st- Meatmarket North Melbourne.
Berwick Woodworkers Expo - 7th to 9th July 2023.
Melbourne Timber, Tools & Artisan Show, Melbourne Show Grounds. August 11 - 13, 2023. -

FUNCTIONS: Club Luncheon at Pink Hill. Thursday 13th April.



THE BIG QUESTION: "What can I make to enter into this year's Woodworking Display and Expo?"

We kicked off our Expo sub-committee this week & things went pretty well. Here are a few points for you to consider:

- This year's Expo will be on Friday 7th July 5pm – 8pm, Saturday 8th July 9am – 5pm, and Sunday 9th July 9am – 5pm, in the clubrooms and workshop.
- The Expo sub-committee is looking for new members, so if any club member is interested in joining, please see John McMahon.
- The next sub-committee meeting will be in the clubrooms, 10.30am on Wednesday 5th April, the same day as our next general meeting, which is at 1pm following a barbeque lunch at 12noon.
- We are looking for members to donate prizes for our Expo raffle. If you have an item of woodwork you think would be suitable, let John McMahon know as soon as possible. We need to know all the prizes & their value before we can print the raffle tickets, & would like to photograph the prizes for publicity purposes. Tickets will be sold at the Farmers & Craft Markets leading up to the Expo, so the sooner we can get the prizes, the more opportunities we will have to sell tickets.
- The Club commission on sales this year will increase to 15% to offset increased costs and the club's cost of using electronic payment processes, which now constitute the vast majority of sales. This percentage is still considerably less than the commission charged by other clubs and galleries, whose commissions are generally 30% or more.
- Club members are encouraged to get working on their Expo pieces now. Remember that anything exhibited at previous Expo's can't be entered as an exhibition piece this year, but can still be included on the Sales stand that we will also run. The aim of the Expo is to display the varied woodworking interests of our members, at all levels of expertise, so exhibition pieces do not need to be gallery quality.
- We are also looking for volunteers to demonstrate at the Expo. We intend demonstrating woodturning, bandsaw, scrollsaw, rocking horse making, Dremel & pyrography, so we need people to man these stations for an hour or so at a time throughout the exhibition. If anyone would like to demonstrate other woodworking crafts, eg carving, intarsia, marquetry, etc., that would also be great. Please let John McMahon know.

CLUB INFORMATION:

MEETINGS:

COMMITTEE

30th March

GENERAL

5th April

SPEAKERS ETC

--

FARMERS' MARKET

25th March (craft market)

8th April. Farmers Market.

Committee of Management:

Contact Details

Name

Phone

President Brian Crowe, 0438 012 155
 Vice President Ross Blackwood 0490 668 515
 Secretary Don Buchanan 0431 313 998
 email: bdwwsec@outlook.com
 Treasurer Peter Ball 0425 725 875

Committee

Martin Van Diemen 0418 316 867
 John McMahon 9796 1097
 Ken Whitefield 0402 256 134
 Ken D. Barnes 0419 114 738
 Len Preece 0408 365 970
 Peter Angwin 0400 221 581

Monthly demonstrations - *Vacant looking for help*
 Functions Coordinator - *Ken D. Barnes*
 Newsletter Editor - *Elsie Hoare*
 Public relations - *Len Preece*
 OCF Contact group - *Len Preece*
 Toy Coordinator - *Ken D. Barnes.*
 Machinery maintenance supervisor. - *Brian Crowe*
 Health and Safety Coordinator - *All committee members.*
 Member's welfare coordinator - *Ken Whitefield*
 Kits for kids coordinator - *Ken Whitefield*
 Farmers Market Coordinator - *Martin Van Diemen & Don Buchanan*

Special interest group coordinators - *To suit group*
 Librarian - *Simon Robbins*
 Exhibition and Show - *John McMahon*
 Gala Day coordinator - *Ken D. Barnes and Len Preece*
 Screws - *Martin Van Diemen*
 Paint - *George Young*
 Timber coordinator - *Martin Van Diemen*
 Equipment authorisation approved members. - *Len Preece, Brian Crowe, Bill Bradshaw, Ross Blackwood & Don Buchanan.*
 Mens' Shed coordinator - *Wayne Lucas.*
 Web/WebMaster - *Jack Croucher.*

All material for the Club's monthly publication is to be submitted by e-mail ricels@bigpond.com by hand, or by phone to the editor by the 15th of each month: Letters to the editor must be sent to the committee.

PLEASE NOTE: Those members wishing to use the workshop on Saturdays other than Farmers' Market Saturdays must make private arrangements with a key-holder. For safety reasons, there must always be **three** members present in the workshop whenever it is being used.

Membership Fees:
 Individual Joining Fee - \$40.00
 Single Membership - \$65.00
 Family Membership - \$100.00
 No Attendance Fee.
 Tea & Coffee complimentary.
 Members can pay either direct at club or by EFT bank transfer to WBC Berwick BSB 033 609, Acct # 41 6074. Please remember to put your surname as a reference.

Workshops & Meetings:

Weekly	Hours	Activity	Leader
Monday Morning	9.00 am – 1.00 pm	Toys -	Eric Guthrie
Tuesday Morning	9.00 am – 1.00 pm	Toys -	Ross Blackwood
Wednesday	9.00 am - All day	General -	Bill Bradshaw
Wednesday Evening	4.30 pm - 8.00 pm	General -	Bill Bradshaw
Thursday Morning	9.00 am – 1.00 pm	Fine W/work -	Brian Crowe
Friday Morning	9.00 am - 1.00 pm	General -	Len Preece
Saturday Morning	9.00 am - 1.00 pm	Farmers' Market supervisors -	Martin Van Diemen and Ken Whitefield

Berwick Woodworkers wish to thanks **Gary Maas MP** State Member for Narre Warren South, and his staff for their support in printing this newsletter for us. **8783 6959.**

Berwick Woodworkers also acknowledge with gratitude the generosity of **Ephraim Finch** who has supported the club for many years with donations of top quality timber. Without Ephraim's gifts, the work we do for local underprivileged children would be considerably curtailed.





PRESIDENT'S MESSAGE.

Hi all,

What a hectic month it has been, the Berwick show with the farmers market, the craft market and the Pakenham Show and I must congratulate all the members who attended and made these functions a fantastic exposure of our club but a special thanks to the early-rising members who set up the venues, I won't name them, they know who they are.

There are some members who haven't been in the best of health; I wish these members a speedy recovery and look forward to seeing them back at the club. If we hear or know of any member who isn't well please let the club know; we do care and would like to know as we are all part of a great club.

A bit of good news is that we had a meeting with Kristy from the OCF and they have agreed to concrete the pathway that is the entry to our lunch room and down to the concrete apron in front of the breezeway, this should make access much better and easier for anyone with mobility issues. They are looking at options for a fix to the other side of the breezeway (OCF workshop side) and will inform me of any progress.

Let's keep the Expo in our thoughts as there is little over 3 months to go and John would like a display of members showcasing their ability in woodworking skills.

A new band-saw will be arriving soon, it will have a safety feature of a footbrake to stop the blade on completion of your work. We will have an induction of its operation when it arrives.

That's about all from me so stay safe and healthy.

Brian.

.....

RE HIGHLIGHTED ITEMS ON PAGE 2: Some important updates have taken place recently which the committee wishes to bring to your attention.

- For safety reasons, there must always be **three** members present in the workshop whenever it is being used, not two as in previous years.
- Wednesday has become our busiest day with the club being **open all day from 9.00 am to late afternoon**. **Bill Bradshaw's** rocking horse group continues into the evening. The finishing time may vary depending on the number of members attending.

AN IMPORTANT REMINDER TO ALL MEMBERS

This has been mentioned several times to members but, unfortunately **Treated Pine** is still coming into our workshop and being machined.

For all we know it might be used in the making of our toys.

As we all know Treated Pine is prohibited from being used in any shape or form at the Club. Off cuts have actually been found in our kindling bags of firewood as well.

For the safety of all concerned, can members please refrain from using Treated Pine while at the club.

Please check the timber you are bringing in - is **not Treated Pine**.

FREE WOODEN TOY PLANS. Look what **Nigel Dukes** has found. Wandering around the internet Nigel has come across this site which has plans that can be downloaded in PDF form for a variety of wooden toys.

The website is: <https://www.wooden-toy-plans.com/>. Nigel tells me that the following link also works. [Wooden toys plans print ready PDF download instructions photos \(wooden-toy-plans.com\)](https://www.wooden-toy-plans.com/wooden-toys-plans-print-ready-pdf-download-instructions-photos)

Nigel has downloaded the following plans and tells me that he has given copies to the club.

- Rocking Horse – Taylor
- Toy Airplane
- Toy car Garage
- Toy train set
- Toy Truck
- Toy car 4x4 Off Roader
- Toy car roadster
- Toy Road Grader

SCROLL SAW SAFETY ADVICE

Know and follow the general safety rules for operating power tools. Make all setups and adjustments with the power off.

Use the correct blade for the stock (thickness) and curve (sharpness) being cut.

Never try to turn a small radius with a wide blade. The radius should not be more than three times the blade width.

Clamp the blade securely in both chucks with the teeth pointing down.

Adjust the guides so they properly support the blade.

Adjust the hold down so that it applies light pressure to the stock. Rotate the motor by hand to check that all adjustments have been made properly.

Plan cuts to avoid backing out of curves.

Do not force the work into the blade. This can cause the blade to bend then break.

Keep your fingers out of line with the saw.



.....

VICTORIAN MEN'S SHED ASSOCIATION Newsletters.

In the interest of improving communication between themselves and individual Shed members, the VMSA has requested that the link to the Association's newsletter be available to all members. This link will take interested members to the above newsletters.

Although Berwick Woodworkers club is not classed as a Men's Shed, we have been members of the Association for several years. The link is as follows. <https://www.vmsa.org.au/news2/>



A CHALLENGE FOR BILL BRADSHAW:

Bill has been thrown a challenge to renovate a 60 year old rocking horse. To those of us who know Bill this might seem to be 'a piece of cake' but the horse has a high sentimental value to the person who made the request, having been built by someone special. The challenge for Bill is to restore the treasure without changing the less-than-orthodox construction method of the horse and frame. I have no doubt that Bill will rise to the occasion. Good Luck Bill.

Thanks **Peter Angwin** for the photo

Considering his experience with making horses, Bill seemed to be the logical person to ask for help. I've learned that Bill has had an involvement in the making of 138 horses during his years as a club member, both in an advisory capacity and in the creation of the 16 that he has made for the club's fund-raising promotions..

A HORSE OF A YOUNGER

GENERATION is this pretty filly being made by **Carol Goddard**. Her name is Blossom and she is nearing completion with just the forelock,



mane and tail to be attached. The stand is ready apart from needing the bearings for the swing arms to be installed.

Thanks **Katerina Zorin** for the photo.

.....

BERWICK SHOW: Peter Angwin snapped the photo below in a quiet moment at the club's stall. That's Wayne Lucas at the scroll-saw, Don Buchanan taking a well earned rest and Alan McGreevy at far right.



PAKENHAM SHOW: Peter Angwin has been busy with his camera again and here is his report on the Pakenham Show.

After a good start the show was called off at 1300 for safety reasons. Strong winds affecting stallholders! Good crowd but disappointed by weather conditions.

Our members worked hard, tops were sold, scroll-sawing could not keep up with demand! **Ross Blackwood** towed the trailer, **Brian Crowe**, **Peter Shuttleworth**, **Ken Whitefield**, **Bill Bradshaw** and **Peter Mason** were there before 0700. I came a little later, as did **Len Preece** and **John Damon** and a busy time was held. What a shame we had to pack up early?

Pictures here show **Ken Whitefield** demonstrating the use of the woodlathe while **Peter Shuttleworth** uses the scroll-saw to cut the all-important animal figures that are so popular with the show's young visitors.

At right, that's **Bill Bradshaw** helping a young rider to control **Nelly**, the club's long serving rocking horse. Originally made by Bill in 2001 Nelly has supported us at every show and demonstration since.





FROM BUTCHER TO WOODWORKER: THE SAUSAGE-MAKING SECRETS OF GROMPY THE BUTCHER - DON BUCHANAN (70)

by Lauraine McDonald.

Don Buchanan (70) or "Grompy" as he is known to his grandchildren has spent most of his life working in the meat industry.

As such, he knows a bit about 'killing fussy customers (and his favourite co-workers) with kindness'.

In the shop, the fussy customers always wanted fresh nicely cut meat and that sometimes meant retrieving the 'best and freshest' meat from the front, not the back, of the display tray.

In the abattoir, throwing fat, putting lumps of fat into gumboots and sewing up the sleeves and trouser legs of co-workers' uniforms eased the boredom.

Born in Mordialloc to a carpenter father and council cleaner mother, Don

ended up at Jordanville Tech, which he described as a 'bit of a rough school' at the time. Co-incidentally it was the same school **Brian Crowe** attended.

He left school at Form 5, completed a three-year butcher apprenticeship, then returned to study at William Angliss College of TAFE night school to become an accredited Meat Inspector, an enviable position at the time because it was a government job which delivered more pay for less hours.

The role of a Meat Inspector involved post-mortem animal inspections in abattoirs to ensure the meat produced was fit for human consumption. The post-mortem checked every carcass for any diseases and condemned affected parts. Those parts would be removed, and the remaining carcass returned as a so-called "Anzac" for processing into meat.

At one stage Don was investigating joining the Upper Beaconsfield Men's Shed, but the mandatory morning meetings and relatively small wood working area did not appeal. He met **John McMahon** at the Casey ARC swimming pool one morning and he suggested the Berwick Wood Workers. He was so impressed with what he saw that he joined straight away.

Don is now the Secretary, a role which involves regular sausage-making demonstrations (not!), setting meeting agendas, writing up minutes, managing club correspondence, producing market reports and event management.

After marrying a customer's daughter in 1974, Don (Grompy) and his wife **Heather** (Gronny) now have two children (a daughter and a son) and nine grandchildren.

Don the Butcher: Where killing with kindness is a speciality, but so is filling up gumboots with fat.

.....


A SPECIAL BIRTHDAY FOR JAN: Long serving member, **Jan Veenstra** gathered with family and friends in the Bunyip Hall on Saturday 18th, to celebrate his 90th birthday. Thanks **Simon Robbins** for the photos.

Pictured L to R are Robert & Sue Veenstra, Jan Veenstra & Martin Veenstra.

Happy 90th Birthday, Jan, from all the Berwick District Woodworkers Club Members.



OUT AND ABOUT: **Simon Robbins** recently visited the Australian Botanic Gardens Shepparton. A former tip the 22.6 ha site has been rehabilitated into a Botanic Garden since 2011. Simon took the photo at left, a 40 gallon drum nestling in the fork of a tree, well above ground-level. Obviously left over from the recent flooding in the area. Simon couldn't resist taking the photo at right which shows old tape measures interlaced through a Hills Clothes Hoist to create shade.



Country people have long been known for their ability to utilise whatever comes to hand when the situation demands. Another couple of examples are shown in the following photos, taken when **Rick Hoare** & I visited the town of Walhalla in Gippsland recently. Below, a ladder serving as a gate, at right, extra storage space, or simply a home for things you don't want to throw away?



SEEKING GARDENING MENTOR

Wanted: Someone who is a good gardener with time on their hands to help me to develop my new garden. No actual work required, just onsite advice and supervision, once a fortnight, for two hours at a time. \$500 / annum paid up front.
Interested? Please call Lauraine on 0457 599 977

Best Wishes Once again we send our best wishes to those of our members who are on the sick list. We miss you and hope it won't be too long before you are with us again.

WELCOME TO A NEW MEMBER: **Beverly Witts** has joined us. Welcome Beverly, we hope you will settle in happily and enjoy your time as a club member.

A NEW ACQUISITION:

Opening parcels is always fun.
It was party time for **Ross Blackwood**, here he is unwrapping the club's new band-saw.

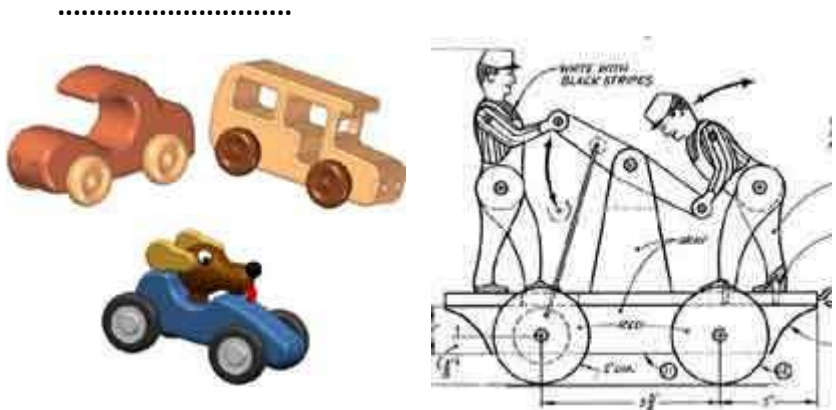


PROPOSED SAFETY PROGRAM: As advised by Don Buchanan.

Plans are afoot to revise the club's current New Member Induction Program which will include general workshop safety. It is anticipated that the revised induction program will focus more on introducing new members to our club in a more detailed and organised fashion. Particularly providing support to them and insuring they are capable of operating our machines safely. More details will be outlined at our next General Meeting in April.

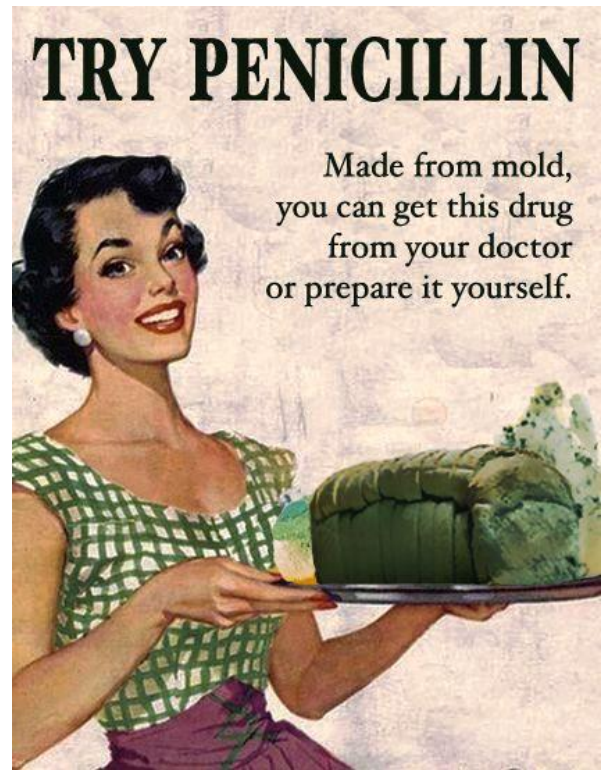
It is most important for all members to come on board with this review. It is for everyone's safety and it is expected that every member participates in this revised safety program. A comprehensive safety program that involves and protects every member and is simple to manage is our aim.

Just for fun I looked up the link, for free wooden toy plans, suggested by **Nigel Dukes**. All sorts of interesting plans there, from very simple to more complicated.
Certainly worth a look.
A couple of examples pictured at right.






Amelia (Brandy) Rogers has sent me copies of some old advertisements. Can you imagine getting away with publishing them these days. I think somebody would get lynched!



While Michael Berry's offerings (The Ministry of Mirth) are right up-to-date. We live in a different world now.



That's all for this month. Until next time I hope you keep well and happy.

