



# Rose Lore



Volume 5 Number 7

Bulletin for the Mesa-East Valley Rose Society

July 2022

Mary Van Vlack, Editor

## Contents

Page 1 – July Meeting  
Page 2 – Helen's Letter  
Page 3 – English Garden Festival  
Page 8 – Cheers for Bees  
Page 13 – July CR Column  
Page 15 – Consulting Rosarians  
Page 16 – Join Us Now  
Page 16 - Calendar  
Page 17 – Join ARS

## Officers & Board

President– Helen Baird  
VP-Programs – Maggie Holloway  
[phxmccoy@cox.net](mailto:phxmccoy@cox.net)  
Treasurer - Bud Morrison  
[Budmorrison22@gmail.com](mailto:Budmorrison22@gmail.com)  
Membership – Carole Holkenbrink  
[greenroses@att.net](mailto:greenroses@att.net)  
Recording Secretary - Yvonne Morrison  
[yvonnem50@yahoo.com](mailto:yvonnem50@yahoo.com)  
Corresponding Secretary - Linda Ahlborn  
Members at-large:  
PatThiel [pat.thiel455@gmail.com](mailto:pat.thiel455@gmail.com)  
Cathy Thiel  
[cat.thiel222@gmail.com](mailto:cat.thiel222@gmail.com)  
LeRoy Brady  
[lbradyo3.lb@gmail.com](mailto:lbradyo3.lb@gmail.com)  
Sherman Weekes  
[shermanweekes@gmail.com](mailto:shermanweekes@gmail.com)  
Jessica Garcia

## JULY MEETING

Our next meeting will be on July 14 at 7 pm in the Mesa Community College Library. We'll have a Zoom session as well for those unable to attend in-person.



For our program this month, we are very fortunate to have Suzanne Horn as our presenter. She is one of the top rosarians in her own rose society as well as our district and the national ARS.

ARS Master Rosarian and Hort. Judge Suzanne Horn

will present a program entitled 'The Rapture of Miniature & Miniflora Roses.' The program will include information on their history, how to use them in your garden and how to exhibit them in rose shows. There will also be info on the newest mini and miniflora roses, including those from hybridizer Dave Bang. Suzanne presently grows about 500 exhibition roses, all in containers, 224 of which are minis and mini florals. Suzanne penned the Rose of the Month articles for the Pacific Southwest District webpage for years and continues to do so for the Pacific Rose Society, receiving 56 Awards of Merit for her writing to date.

Suzanne has received two Presidential Citations, from ARS President Pat Shanley in 2017, and from President Robert B. Martin, Jr. in 2021, for her service to the ARS. Pacific Rose Society recently presented her with a Lifetime Achievement Award in the form of a PRS Silver Medal. Suzanne enjoys creating and presenting programs to share her love of roses with exhibitors and home gardeners alike.

Of course, we will have refreshments, a raffle, and opportunities to ask the experts and connect with rosy friends!

For those joining us on Zoom, we will have a moderator to repeat information so you won't miss anything! Here is the link (same as always):

<https://us02web.zoom.us/j/4770043990>

The Meeting ID: 477 004 3990

## PRESIDENT'S LETTER

BY HELEN BAIRD

Letter from the desk of Mia Baird (the Chihuahua):

I have had a new experience this month. I now have a new admirer. About two weeks ago, one evening Mom was reading and I was just relaxing when there was a tapping on one of the bedroom windows. Mom was very worried about the window, so she went to investigate the tapping. She took with her the cell phone and a bat so that she could protect me from the possible intruder. When she got to the window the intruder was a quail tapping on the window. I wanted to go out into the yard and play with my new admirer, but Mom would not let me because she said the quail was probably eating the bugs. Mom said that since we have a lot of bugs and insects this time of year, I should leave the quail alone, because



although there are insect sprayers that you can get at the nursery or box store to keep the insects off her roses, Mom chooses to spray with water to chase the insects away.




Photo of Mia by Helen Baird and Papa Quali by Mary Van Vlack





## RHS HAMPTON COURT PALACE GARDEN FESTIVAL

**STEVE SHEARD**

Sue and I have been on a 10 ½ week vacation in England, visiting family and friends, watching all the celebrations for the HM Queen Elizabeth II Platinum (75 years) Celebrations, primarily on TV (you get a much better view). We have visited a number of significant palaces, old homes and estates, getting a fill of

English history, piecing together who was King or Queen and where they visited.

Thursday, July 7 we made it to the Royal Horticultural Society Hampton Court Palace Garden Festival. The flowers and displays were absolutely amazing. I will endeavor to share a little here. We started in the Festival of Roses where five of the English Rose growers were exhibiting. Fryer's Roses had on display the 'Platinum Jubilee Rose' (grown by Harkness Roses, name "WORMILE01"). It was not available at the festival but is available to order online for delivery next spring here in England.

Peter Beales Roses had a beautiful display of old and modern climbers, ramblers and shrubs to whet all the



participants' desire to give these roses a try in their garden at home. A beautiful arch and pillar made up of 'New Dawn' (Wichurana Rambler



1930), 'Eden 88' (Modern Climber 1988), 'Rhapsody in Blue' (Floribunda 2003), 'Coral' (Flower Carpet 2001), 'Minnehaha' (Wichurana Rambler 1905), 'Chevy Chase' (Multiflora Rambler 1939), 'Champagne Moment' (Floribunda 2006), and 'Bonica' (Procumbent 1982). Another pillar made up of 'Blush Noisette'





(Noisette 18<sup>th</sup> Century) and 'The Fairy' (Polyantha 1932). Amongst the displays was a very attractive rose with an eye, 'Eye of the Tiger' (Small Floribunda 2006). Catching my eye was a tree rose using a small shrub rose, 'Scented Carpet'

(Shrub 1996, USA Oso Easy 2009); I am determined to try and recreate one of these.



Photos: top – 'The Fairy', 'Eye of the Tiger'; below, 'Scented Carpet' as a tree, outside and inside. Previous page – Peter Beales Roses pillars and arches





David Austin also had an impressive display of roses for sale. One table group was made up of 'Dame Judi Dench' (Shrub 2017), and 'Gabriel Oak' (Shrub 2019). A second group had 'The Poet's Wife' (Shrub 2006), 'Princess Anne' (Shrub 2010), and 'Nye Bevan' (Shrub 2021).







The Rose 'Dame Deborah James' was on sale by Harkness Roses, raising funds for Cancer Research, named after Deborah James when she was very active raising funds. She died of bowel cancer in June 2022.



There were show gardens helping to demonstrate what can be done to bring focus for a cause (The Macmillan Legacy Garden, celebrating ordinary people who leave gifts in their will for a charitable cause), or examples of what you might be able to achieve at home with a little planning (Turfed Out – focusing on creating spaces with lots of flowers for pollinating, low maintenance and no or little grass). There were talks on different aspects of gardening focusing on flowers, vegetables or an expert hosting a question and answer session, demonstration of flower arrangements, and hands-on workshops. As with any festival, there were plenty of vendors selling clothing, accessories and garden art.

In a very large marquee, there were huge displays of just one flower type: hydrangeas, allium, streptocarpus, carnation, orchids and fuchsia, to name a few. There was an





impressive display of spring bulbs where the bulbs had been kept chilled and only allowed to grow when they would all be open at the same time!

The Plant Heritage Group was promoting how gardeners can get FREE plants if you sign up to look after and report on endangered species. The 'Sir Winston Churchill' rose (Hybrid Tea 1955) was believed lost forever until a plant was discovered in Australia, and through the donation of bud wood is now growing back in England.



**Editor's Note:** We are so grateful to Steve for sharing his experiences and photos. While few people can claim to research and write as well as Steve, many have visited roses while on vacation this summer, and your editor wants to hear all about it. Send your information and photos to [marywv@gmail.com](mailto:marywv@gmail.com). All photos for this article by Steve Sheard

# ABOUT THE BEES, IF YOU PLEASE!

BY MARY VAN VLACK AND SEVERAL EXPERTS



Well, this isn't about roses, but it is about a great friend of roses, bees.

What do we actually know about bees? For most people the answer is not very much. Most people know about honeybees and the product of their industrious labor. And many people have seen what they call bumble bees, many of which are not actually bumble bees. And we've all heard in the news about killer bees that came from 'somewhere else' and are very aggressive and can kill people. We rose gardeners have seen the handiwork of cutter bees, the places where they have cut and removed circles from

rose leaves and bougainvilla bracts, but we couldn't identify a cutter bee if we had to. And we know that even if we don't like being stung at all, bees are important to pollination and balance in our ecosystem. And they collect nectar and pollen from a variety of flowers, including roses when their pistil and stamens are exposed..

Recently LeRoy Brady forwarded to me an email from Kris Gade at ADOT on bees and sent me on an exploration. I am grateful for the help in tracking down several informative resources and want to share them with you.



Did you know there is such a thing as Pollinator Week? This year it was June 20 – 26, meant to increase awareness of the importance of bees, butterflies, and other pollinators in our ecosystem.

According to Kris at ADOT, Arizona has the greatest bee diversity in the US. More than 1,300 species of bees are found here - more than 25% of the estimated 5,000 species found in the US. The Sonoran Desert alone is home to more than 600 species of bees. These numbers have continued to increase as researchers have identified more and more species.

Here is [a guide to identifying some of the main types of bees in Arizona.](#)



# Arizona Bee Identification Guide




Stephen L. Buchmann<sup>1</sup>, Stacey Bealmeier<sup>2</sup>, Scott Prajzner<sup>3</sup>, Vicki Wojcik<sup>4</sup>  
<sup>1</sup> Department of Entomology, University of Arizona, Tucson, AZ and Pollinator Partnership, San Francisco, CA  
<sup>2</sup> Yuma County Cooperative Extension, The University of Arizona, Yuma, AZ  
<sup>3</sup> Department of Entomology, The Ohio State University OARDC, Wooster, OH  
<sup>4</sup> Pollinator Partnership, San Francisco, CA


Bees provide essential ecosystem services in natural and agricultural landscapes as pollinators of three-quarters of flowering plants and as soil-builders. For people, this means every third bite of food along with fibers, nutrients and beverages is the result of pollination. Plants rely on pollinators to reproduce and set seed. Honey bees pollinate crops, but native bees also have a role in agriculture and they are essential for pollination in natural landscapes. There are 1,300 native species of ground-nesting, twig-nesting and parasitic bees found within Arizona. This guide gives information for identifying 10 major groups of bees commonly observed in Arizona including key characters, sizes (in mm), nesting habits, floral preferences, and distinctive behaviors.

## Bee Identification

Bees, like other Hymenoptera, have three body segments; a **head**, **thorax**, and **abdomen**. The **head** has the compound and simple eyes, segmented paired antennae, and mouthparts including mandibles for biting, and the proboscis for drinking nectar. The **thorax** bears the legs and four wings (two forewings and two hind-wings coupled by tiny hooks). The **abdomen** contains digestive organs and the sting in females.



Female bees have special pollen-carrying hairs (scopa) usually on the legs, or in the case of leafcutters, under the abdomen. Honey bees and bumble bees carry pollen packed tightly into a ball on pollen baskets (corbiculae), concave areas on their hind legs.



## Leafcutter and Mason bees (*Megachile* and *Osmia* spp.)

Family: Megachilidae. Head as broad as thorax; large mandibles; black body with pale bands on abdomen (metallic green or blue for *Osmia*); scopa under abdomen; 7 - 20 mm. Solitary, nest in beetle holes or wood nesting blocks, some in soil. Female *Megachile* cut circular pieces from leaf margins to form larval cells. Other species collect mud (*Osmia*) or resin as nesting materials.



## Bumble bees (*Bombus* and *Psithyrus* spp.)


Family: Apidae. Robust, hairy colorful bees; black body covered with black, yellow, orange or whitish hair bands; pollen baskets on hind legs; 10 - 28 mm. Bumble Bees live in social colonies; nesting underground, under boards or rodent burrows. They buzz pollinate flowers like tomatoes, which have pored anthers.

## Honey bees (*Apis mellifera*)

Family: Apidae. Triangular - shaped head; black eyes and dark legs, golden brown hairs; orange abdomen with black stripes; concave areas, pollen baskets on hind legs; 15 - 19 mm.



Large social colonies, 30,000 or more; live in man-made hives, tree hollows or rock outcrops. If you use a hand lens and look closely, honey bees actually have hairy eyes.



## Sweat bees (*Agapostemon*, *Augochlorella*, and *Halictus* spp.)

Family: Halictidae. Diverse group including small brown or black bees with abdominal bands to vividly colorful metallic green and yellow. Pollen-carrying hairs on hind legs; 3 - 12 mm. Parasitic forms often have red abdomens and lack pollen carrying hairs. Solitary, communal and semisocial soil nesters; some are attracted to salt in your sweat.



**Mining bees (*Andrena* and *Perdita* spp.)**  
 Family: Andrenidae. Black or dull metallic body often with brown or reddish hairs; usually elongate; scopa on upper regions of legs; 6 - 15 mm. *Perdita* diverse genus, bright yellow, black and whitish bees; 2 - 7 mm. Solitary or communal (some *Macrotetra* spp.), nest in sand soils. Females have depressions (fovea) along their eyes that glisten due to short silvery hairs.



**Long-horned bees (*Melissodes*, *Svastra*, and *Synhalonia* spp.)**  
 Family: Apidae. Usually robust and very hairy, dark body often with pale hair bands on abdomen; dense scopa on hind legs; males have very long antennae, as long as body; 7 - 20 mm. Solitary to communal ground nesting bees. Some genera and species are especially attracted to asters, sunflowers and mallows.



**Squash bees (*Pyrrophys* and *Xenoglossa* spp.)**  
 Family: Apidae. Honey bee-sized (*Pyrrophys*); brownish bees with light spot on face; often long sharp mandibles; males with long antennae. They specialize on pollen and nectar of wild gourds and cultivated pumpkins; 14 - 18 mm. Solitary; ground-nesting often in pumpkin fields. Coarse dense scopa on hind legs.



**Carpenter bees (*Xylocopa* spp.)**  
 Family: Apidae. Shiny dark black bees (golden green eyed males in one species); sparse hairs on abdomen; robust with massive jaws; scopa on hind legs; 20 - 28 mm. Solitary to communal nest in dead tree trunks, Agave, Yucca and Sotol stalks. Other than bumble bee queens, the largest bees in AZ.



**Yellow-faced or masked bees (*Mylaeus* spp.)**  
 Family: Colletidae. Slender, almost hairless black bees with scattered yellow markings, bright facial stripes; no scopa as they carry pollen internally in the crop; sometimes called the honey stomach; 5 - 7 mm. Other bees in this family (*Colletes* spp.) are larger, fuzzy gray with distinctive heart-shaped heads. Solitary bees; nesting in dead twigs and stems and beetle burrows.



**Cuckoo bees (*Nomada* and *Triepeolus* spp.)**  
 Family: Apidae. Slender and wasp-like; often with few hairs (will be branched hairs); red or black or yellow body, banded abdomens; *Triepeolus* is black and white with red legs; relatively thick antennae; no scopa; 5 - 18 mm. Males and females visit flowers for nectar but do not collect pollen. Females are cleptoparasites of other bees, laying their egg in another bee's nest. At least 30% of all Arizona bees are parasitic.

**A Bee or Not a Bee?**  
 There are two kinds of insects that are often confused with bees -- flies and wasps. Many flower-visiting flies (e.g. the Syrphidae) are bee and wasp mimics in color, form and actions. By mimicking bees and wasps in appearance, they gain protection from predators. So, how do you tell these pollinators apart?

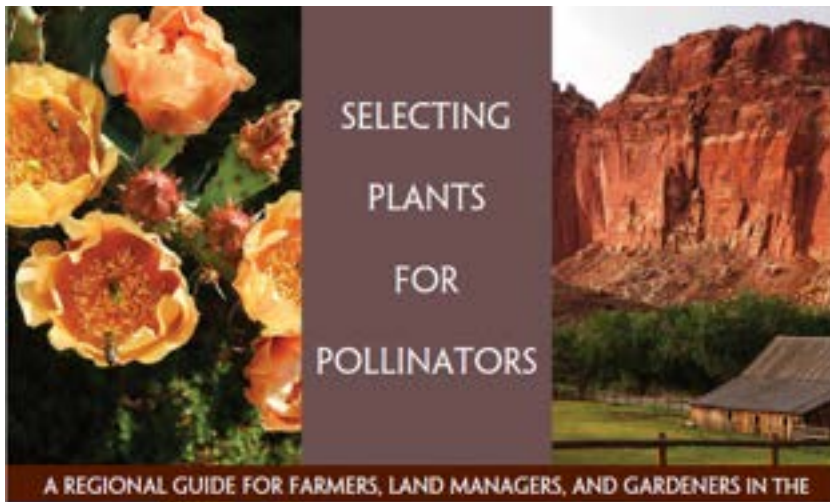
**Fly Identification:** Flies have only one pair of wings, while bees have four wings. Flies usually have short, stubby antennae with single hairs, or feathery antennae. They have piercing/sucking or sponging mouthparts. Many flies have huge eyes that meet at the top of their heads.

**Wasp Identification:** Wasps have four wings, chewing mouthparts, a sting in females, and long antennae. One hair character sets bees apart from wasps. When magnified, bee hairs are branched (plumose) not simple and straight like those on wasps. Bees are also usually hairier and more robust than wasps. Think of a "wasp waist" a constriction in the petiole than many wasps have. Wasps never have pollen-carrying hairs (although malarid wasps feed on pollen). Wasps are carnivorous predators or parasites.

Now that you know how to tell the difference between bees, wasps and flies, try identifying the insects in the photos below. Answers are at the bottom.

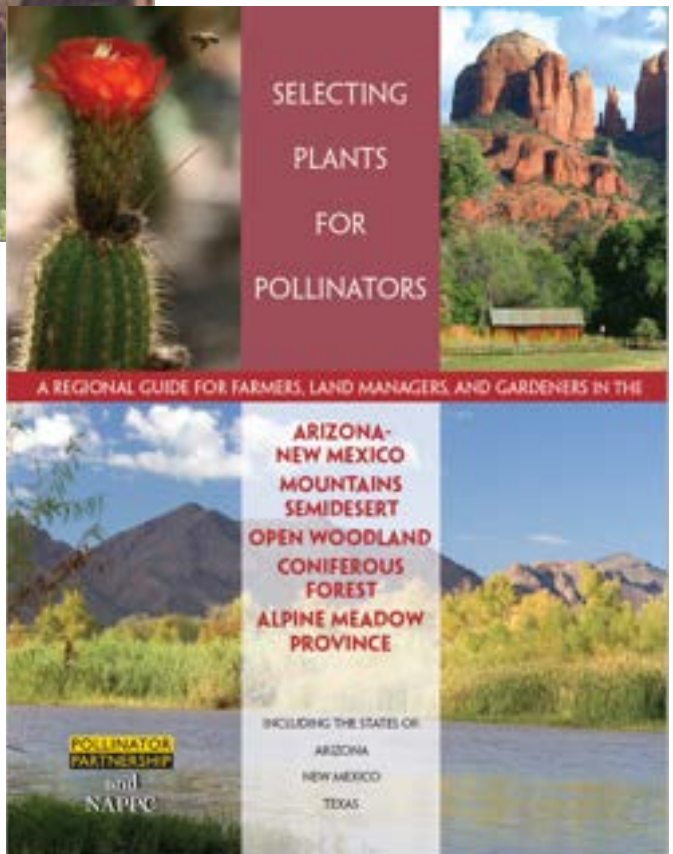
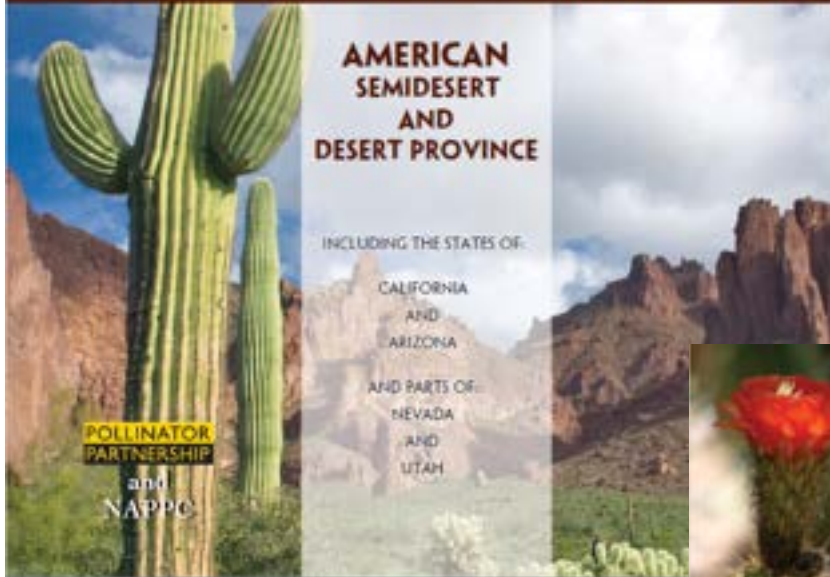


**Acknowledgements:** Thank you to Gemma Boland for assistance with AutoMontage photographs, and to Jillian Cowles for donating photographs of Arizona bees



Also from Kris Gade: Here are a couple resources for selecting plants for pollinators in the [deserts](#) and [higher regions of Arizona](#):

Did you know that Arizona State University has a research unit called the Bee Lab Annex located near the ASU Polytechnic campus. The lab is one of the largest bee laboratories in the United States, where ASU researchers are studying bee immunization, social behavior and evolution, and more. (Students can even [take hobby beekeeping courses](#) there.)







**IMAGE: THE GENOME OF THE ENDANGERED FRANKLIN'S BUMBLE BEE IS BEING SEQUENCED FROM A MUSEUM SPECIMEN AS PART OF THE BEENOME100 PROJECT**

### **Collecting a Library of Bee Genomes**

**Did you know that** USDA Agricultural Research Service is leading a project dubbed “Beenome100” to produce high-quality maps of the genomes of at least 100 bee species, capturing the diversity of bees in the United States, representing each of the major bee taxonomic groups in this country.

“An aim of Beenome100 is to create a first-of-its-kind library of high-quality, highly detailed genome maps that will help researchers answer the big questions like what genetic differences make some bee species more vulnerable to climate change or whether a bee species is likely to be more susceptible to a pesticide,” explained entomologist Jay Evans with the ARS Bee Research Laboratory in Beltsville, Maryland, and co-lead of the project.

Once a genome is mapped, the data becomes publicly available for scientists to work on the next step: linking functions to specific genes. The data is housed in the "[i5k Workspace@NAL](#)," an online "toolshed" at ARS' National Agricultural Library, which allows scientists from many organizations to work cooperatively on bioinformatics (*ed. note: work on what?*).

There are many reasons why having these genomic maps covering the taxonomic diversity of bees are useful tools, added entomologist Michael Branstetter with the ARS Pollinating Insect-Biology,

Management, Systematics Research Unit in Logan, Utah. Branstetter recently returned from a bee collecting trip in southern Arizona, bringing back as many 80 species that have been frozen, some of which will have their genome sequenced to become part of the Beenome100 library.

“It can be difficult to ID bees in the field, especially the tiny species. When endangered bee species are present, we need to be cautious about collecting too many individuals in our efforts to survey for them, and this risk is likely growing” Branstetter said. “But with their genome documented, flowers may be able to be swabbed for the DNA of bees that have visited, and this information could be used to non-destructively monitor species.”


One species this is being tried out on is the Franklin’s bumble bee, which hasn’t been seen in a decade in its tiny range in southern Oregon and northern California. Its genome was mapped from museum specimens. If the system works and matching bee DNA is found in a flower swab, that would be documented proof of finding a particular bee like this one without taking a specimen from the wild.

In the bigger picture, the bee genomes will help provide a better understanding of how bees as a whole fit into the world and how they vary and change with their environment from the evolution of specialization between bee species and particular flowers to the impact of non-native bee species.

On this most recent collecting trip in Arizona, Branstetter was especially after an unusual type of bee to add to the Beenome library: parasite cuckoo bees, a group of solitary bee species that reproduce by laying their eggs in other bee’s nests.

Parasite cuckoo bees are supposed to be rather rare.

“We found not just one or two, they were abundant. We found specimens of parasite bees from three different genera,” he said.







## JULY IN THE ROSE GARDEN

By Mary Van Vlack

Well, let's face it. Summer in the Valley is just summer. The weather maker teased us early with the promise of a wet monsoon season, not just the dusty, dry wind of some years. Hope is eternal for gardeners; if we didn't hope, we would have given up long ago! So what should we be doing in our gardens this month? For ideas, I have gone back through previous years of July newsletters and I have not found much. Although at present I have migrated to higher altitudes, along with my husband, my computer, and the smaller pots of roses and geraniums that would never survive summer in Phoenix, I do have a few ideas to offer.

**Pay attention.** Walk through your garden regularly. Go out early in the morning before breakfast when temperatures are coolest. Watch for signs of water problems, for evidence of spider mites and chilli thrips, and for beneficial insects you will want to protect.



**Water, water, water.** Continue to be generous with the water. Roses growing in containers need water daily, so if you plan to be away from home for long trips, you should consider installing a timer, drip tubing and emitters. They are at least as reliable as people we may hire or impose upon to do the job, and if something goes amiss, there is nobody to blame. Roses in the ground need only be watered three to four times a week, but



water deeply when you do water, allowing penetration to at least 10 - 12 inches. It may be necessary to water twice on the days you do water to get that penetration without run-off. But don't over-water. Yes, it is possible to over-water your roses, creating a smelly, rotting mess and killing your plants just as surely as drought will. Make sure your containers are draining properly – drilling holes in the sides will reduce clogging them with roots. Watch for accumulating water in your beds and address that quickly as well.

**Water some more.** Use an attachment wand on your garden hose to give you a long reach and a very powerful stream of water. Insert your wand close to the ground into the center of each bush, directing a strong spray of water upward, breaking up the colonies of spider mites and such and sending rose petals and dead leaves flying into the air. Then pull out the wand and spray the bush from the top down, washing the East Valley's contribution to our topsoil off the leaves and branches. Plants breathe through their leaves, and that reddish haboob dirt interferes with the process. Ideally, you would spray them like this at least three times every week

**Apply mulch.** You did apply a good layer of mulch in the spring, didn't you? If not, your roses are suffering for it. Remove any weeds growing amongst your roses – they compete for water and

An alternative is to remove only the spent flower just below the peduncle. Do not remove any live leaves. Your plants are probably losing enough leaves as it is because of the extreme weather. Cutting stimulates growth, which further stresses the plant, so minimize it. Of course, it is always good to cut away any dead canes, cutting back to

live wood where a branch occurs or back to the graft union. Also, do remove any suckers since they take more than they give to the plant.



**Fertilize - maybe.** I usually suggest summer feeding half strength about every six weeks. If you did not feed in June, you might give half of the recommended amount now. On the one hand, all that water does leach the nutrients beyond the reach of the roots. On the other hand, fertilizers are salts and contribute to leaf burn. Water your roses really well the day before you fertilize, and then water your product in thoroughly. This is extremely important.

**Control pests and disease.** The primary pests on roses in the summer months are spider mites and chilli thrips, and these tiny guys cause serious trouble.

When the leaf surfaces appear dull or pale, the undersides of the leaves feel sandy or rough, and fine webbing appears on the leaves, the likely cause is spider mites. Spider mites are more closely related to spiders and scorpions than insects and will not respond to insecticides. The first treatment and prevention is to spray the underside of each plant with a very strong stream of water every morning or at least every two days. If the infestation becomes severe, it must be treated with a miticide such as Avid or Floramite according to the product directions. Usually, more than one application is needed to control the problem. Mites can become resistant to Avid, another reason why pesticides should not be used casually, but only as a last resort.

Chilli thrips are the other great menace and they reproduce rapidly in hot weather. In weather over 100° F spraying is needed every 7 days and there is no alternative to pesticides to bring them under control. Worm castings and worm cast tea are great for prevention and maintenance, but treating a serious outbreak requires the “hard stuff” and we have found no alternative.

Use the best practices when applying pesticides. Spray as early in the day as you possible can, before the bees come out and before the sun beats down on the rose beds. Cover your hair, wear a mask or respirator, and wear protective eyewear. Wear long pants, closed shoes and sox, and a long sleeved shirt. And wear chemical-impermeable gloves. Do not eat or drink anything while you are spraying. When finished for the day, remove everything, launder your clothing, and take a nice shower.

**Planting.** Do not plant or transplant roses now.



**What about going on vacation?** Most of us plan at least one summer trip, and some of us try to be away as much as we possibly can. Many people have asked me what we do about our garden in the summer when we retreat to the Rim Country, and I would rather discuss what one can do than admit to what really happens. I think there are three choices. You can hire a knowledgeable and reliable professional to look after your garden for you. I can count on one hand the number of



companies and individuals in the valley that I really trust for this, and they are busy and charge (and deserve) a pretty good fee for their services. A second option is to hire or conscript a neighbor or relative or less capable lawn service to manage for you, but we have never had very good luck with this approach. The third choice is to allow time between trips or return regularly from your cool retreat to take care of things at home. This is hard because you are coming home to unaccustomed heat and a very heavy load of work to be accomplished in a short amount of time, but it is what we usually end up doing. This approach also means that the garden workload in late September and October is extremely heavy.

**Take care of the gardener.** Even more important than taking care of the garden in the summer is taking care of the gardener. Hydration comes first – drink a tall glass of water before you go outdoors to work and take another with you, drinking before you are thirsty. It is possible to

flood your body with too much water and insufficient electrolytes, so keep a hydration fluid or powder mix on hand. Know the signs of heat exhaustion and heat stroke and pay attention to how you feel. Wear sunscreen and a broad-brimmed hat. You can also buy special clothing with sunscreen properties. These garments were designed for fishermen and boaters and can be purchased in stores catering to these outdoors sportsmen and women. Wear gloves to protect your hands from a surprise encounter with active scorpions and black widow spiders. Finally, while you are resting indoors, check the date of your last tetanus shot. They are only good for ten years, and gardeners, especially rose gardeners, are in the high-risk category for this deadly disease.

**Planting.** Do not plant or transplant roses now.

The author may be reached with questions or comments at [marywvv@gmail.com](mailto:marywvv@gmail.com). All photos by the author.

#### CONSULTING ROSARIANS, MEMBERS OF THE MESA-EAST VALLEY ROSE SOCIETY

Name	City of Residence	Email
*Helen Baird	Phoenix --	
Dean Baker	Scottsdale	<a href="mailto:dnbakeraz@gmail.com">dnbakeraz@gmail.com</a>
*David Bassani	CA	<a href="mailto:greenscapesbybassani@gmail.com">greenscapesbybassani@gmail.com</a>
*LeRoy Brady	Mesa	<a href="mailto:lbradyo3.lb@gmail.com">lbradyo3.lb@gmail.com</a> •
Phyllis Burgess-Jiacalone	Prescott	<a href="mailto:pjinprescott@gmail.com">pjinprescott@gmail.com</a> •
Kyle Burnis	Gold Canyon	<a href="mailto:kburnis@mac.com">kburnis@mac.com</a>
*Marylou Coffman	Gilbert	<a href="mailto:coffmanml@aol.com">coffmanml@aol.com</a>
Cheryl Doan	Tempe	<a href="mailto:stvxcd@gmail.com">stvxcd@gmail.com</a>
*Phyllis Henslin	Mesa	<a href="mailto:phylbill22@aol.com">phylbill22@aol.com</a>
*Mike Jepsen	Tempe	<a href="mailto:mikejepsen@cox.net">mikejepsen@cox.net</a>
Bud Morrison	Scottsdale	<a href="mailto:Budmorrison22@gmail.com">Budmorrison22@gmail.com</a>
Yvonne Morrison	Scottsdale	<a href="mailto:yvonnem50@yahoo.com">yvonnem50@yahoo.com</a>
Jeremy Poll	Mesa	<a href="mailto:dancingemerald@hotmail.com">dancingemerald@hotmail.com</a>
James Racinowski	Scottsdale	<a href="mailto:jracinowski@gmail.com">jracinowski@gmail.com</a>
Ryan Regehr	Chandler	<a href="mailto:regehrroses@gmail.com">regehrroses@gmail.com</a>
*Steve Sheard	Tempe	<a href="mailto:stevezroses@gmail.com">stevezroses@gmail.com</a>
Cathy Thiel	Mesa	<a href="mailto:cat.thiel222@gmail.com">cat.thiel222@gmail.com</a>
Pat Thiel	Mesa	<a href="mailto:pat.thiel455@gmail.com">pat.thiel455@gmail.com</a>
Natalya Tichy	Gilbert	<a href="mailto:zaychikabc@outlook.com">zaychikabc@outlook.com</a>
Lynn Twitchell	Gilbert	<a href="mailto:jllynn43@cox.net">jllynn43@cox.net</a>
Mary Van Vlack	Phoenix	<a href="mailto:marywvv@gmail.com">marywvv@gmail.com</a>
Sherman Weekes	Maricopa	<a href="mailto:shermanweekes@hotmail.com">shermanweekes@hotmail.com</a>

## Mesa East Valley Rose Society (MEVRS) - Membership Application

Annual Family or Individual Membership is \$25.00 Yearly.

Annual Dues are due on June 1<sup>st</sup> every year. Optional - Name Badge are \$10.00 each

Payment can be made with Cash, Check or Credit Card at any meeting or by mail

Mailing Address: MEVRS/Membership, P.O. Box 40394, Mesa, AZ 85274-0394

Amount Paid: \$ \_\_\_\_\_ Date: \_\_\_\_ / \_\_\_\_ / \_\_\_\_ Name Badge: Yes / No

Name(s): \_\_\_\_\_

Address: \_\_\_\_\_

City: \_\_\_\_\_ State: \_\_\_\_ Zip: \_\_\_\_\_

Email: \_\_\_\_\_ Phone: \_\_\_\_\_

Payment Type: Cash / Check / Credit Card: Visa - Master Card - Discover

Name on Card: \_\_\_\_\_ Card Number: \_\_\_\_\_

Expiration Date: \_\_\_\_ / \_\_\_\_ Billing Zip Code: \_\_\_\_\_ CCV Code: \_\_\_\_\_

*Inquire about American Rose Society (ARS) Membership*

CALENDAR		
DATE	EVENT	LOCATION
July 14	MEVRS General Meeting	MCC Library and ZOOM
August 4	MEVRS Board Meeting	ZOOM
August 11	MEVRS General Meeting	MCC Library and ZOOM
November 19	MEVRS Rose Show	MCC





## TRIAL MEMBERSHIP

The American Rose Society is now offering a four-month trial membership for only \$10 to anyone who is interested in becoming members of our organization. Most ARS members are home gardeners who enjoy growing roses and want to expand their knowledge of rose culture.

### *Four-Month Trial Members receive:*

- Free advice from Consulting Rosarians. The ARS Consulting Rosarians program connects members with expert rosarians that provide free assistance with your rose questions.
- Free or reduced garden admissions, a \$25 value after just three uses. With the [ARS Reciprocal Garden Admission program](#), members enjoy free or reduced admission to and discounts at hundreds of gardens, conservatories and arboreta nationwide.
- Four issues of the online newsletter *Roses & You*, edited by Rita Perwich and full of helpful tips and tools of the rose growing trade.
- Two issues of American Rose magazine, \$20 value. The only magazine devoted exclusively to roses and rose culture, these bi-monthly, 84-page issues feature informative articles and beautiful color photography for beginners and experienced rose growers alike.
- Discounts of up to 30% at merchant partners. The [ARS Member Benefit Partner](#) program offers discounts at various merchants with new partners being added continuously.
- A four-month trial membership is valued at \$86 for only \$10!

Join Now!

You may [complete our online form](#) or call us at 1-800-637-6534.

