

COIL FEED




This machine is designed to feed a plasma or laser cutting tables. It is comprised of a drive motor and a series of rolls to feed and remove coil feed from the material.

The operator uses an on/off switch attached to an electrical cable to advance the material. This allows the operator to feed the material to the proper location along the plasma table.

Drive is by way of entry pinch rolls, and exit pinch rolls. Straightening is accomplished with a fifth roll, which is located between the entry and exit rolls. This straightening roll is controlled by way of a hand wheel to vary the amount of flattening.

Plasma or laser cut-off of the sheet length is standard, optional shear cut-off system is available.

Model Details



*Model Shown with coil overfeed system.
Underfeed system available*



SPEED

65 ft per minute

MOTOR/VOLTAGE

5 hp,
230/460 volts,
60 cycle, 3 phase

DIMENSIONS/WEIGHT

Length - 13' 4" (for 2 uncoilers)
Height - 26' 8" (for 4 uncoilers)
Width - 77"
Passline - 32.5"
Weight - 3,900 lbs. (for 2 uncoilers) / 7,800 lbs.
(for 4 uncoilers)

SWING-KNIFE® RETRO-FIT SYSTEM

INSULATION CUTTING SYSTEM

MODEL IMS-SK




To complete the INSULMATIC, the new patented SWING-KNIFE® CUT-OFF can be used to cut both the conformable non-fibrous foam insulation and standard fiberglass insulation.

This new cut-off is a knife design that slices the insulation rather than the old chop method. This new cut-off also uses a special harden waved cutting edge for slicing the insulation. It also uses a patented narrow slot in the cutting stick for the knife to pass thru without touching the cutting stick. This increases the life of the knife.

When switching from fiberglass insulation to conformable non-fibrous foam insulation a new knife blade may be required. The fiberglass insulation is very abrasive and will take the fine edge off the knife blade after a period of time. The knife blade will continue to cut and fracture the fiberglass because of the narrow slot in which the knife blade passes through. When switching from conformable non-fibrous foam insulation a new knife blade is not required. Once programmed, the INSULMATIC will automatically measure the incoming part and cut off the insulation.

ARMA-FLEX™ open-cell forms into corners of duct, cuts to non-stretched lengths, able to be pinned and glued "in-line" and "on-the-fly." Do not confuse with AP-Armaflex closed-cell usable for fittings.

Model Details



MODEL	CAPACITY	DEPTH OF POCKET/SIZE	OTHER
SWING-KNIFE®	1/2" - 2" Fiberglass Insulation 1/2" to 2-1/2" Elastomeric Foam	48" and 60" width	Minimum part length 22"
HB-825	20-26 gauge	1-1/16" for Slip and 1-1/8" for Drive	Optional slitter attachment available