

[<< Index](#)

Swimmer Results for Edlington Stingrays

Jake Adams

Event	Pos	Entry Time	Race Time	Pts	Improvement
-------	-----	------------	-----------	-----	-------------

Sophie Baldwin

Event	Pos	Entry Time	Race Time	Pts	Improvement
Event 110: Girls 50m Freestyle	8th	43.25	42.81		-0.44
Event 119: Girls 50m Breaststroke	5th	56.53	57.03	2.0	+0.50
Event 204: Girls 50m Backstroke	9th	55.33	52.33		-3.00
Event 209: Girls 100m Breaststroke	13th	2:08.28	2:07.38		-0.90

Errol Bayraktar

Event	Pos	Entry Time	Race Time	Pts	Improvement
Event 104: Boys 50m Backstroke	2nd	43.49	44.37	5.0	+0.88
Event 113: Boys 50m Butterfly	6th	42.58	42.55	1.0	-0.03
Event 118: Boys 100m Freestyle	8th	1:23.83	1:24.93		+1.10
Event 201: Boys 200m Ind Medley	8th	3:32.38	3:32.00		-0.38
Event 210: Boys 50m Freestyle	8th	36.49	37.12		+0.63
Event 219: Boys 50m Breaststroke	8th	51.39	52.34		+0.95

Evelynn Beard

Event	Pos	Entry Time	Race Time	Pts	Improvement
Event 110: Girls 50m Freestyle	2nd	37.81	37.15	5.0	-0.66
Event 114: Girls 100m Backstroke	TKI	1:34.12	1:31.41		-2.71
Event 213: Girls 50m Butterfly	TKI	47.68	47.13		-0.55
Event 218: Girls 100m Freestyle	2nd	1:24.78	1:24.38	5.0	-0.40

Lily Cattlin

Event	Pos	Entry Time	Race Time	Pts	Improvement
Event 202: Girls 100m Ind Medley	10th	2:03.19	2:00.80		-2.39
Event 204: Girls 50m Backstroke	9th	54.65	54.42		-0.23
Event 208: Girls 50m Breaststroke	12th	1:05.53	1:05.69		+0.16
Event 213: Girls 50m Butterfly	DQ	8.3 Alternating movement of legs			
Event 217: Girls 50m Freestyle	13th	46.70	48.25		+1.55

Charlie Finch

Event	Pos	Entry Time	Race Time	Pts	Improvement
Event 101: Girls 200m Ind Medley	1st	2:55.00	2:59.53	6.0	+4.53
Event 110: Girls 50m Freestyle	TKI	34.49	33.96		-0.53
Event 114: Girls 100m Backstroke	TKI	1:31.44	1:25.04		-6.40
Event 119: Girls 50m Breaststroke	TKI	43.72	42.52		-1.20

Event 204: Girls 50m Backstroke	3rd	41.78	40.79	4.0	-0.99
Event 209: Girls 100m Breaststroke	2nd	1:37.34	1:34.78	5.0	-2.56
Event 213: Girls 50m Butterfly	DQ 4.4 Starting before the starting signal				
Event 218: Girls 100m Freestyle	6th	1:16.02	1:17.22	1.0	+1.20

Emily Foweather

Event	Pos	Entry Time	Race Time	Pts	Improvement
Event 101: Girls 200m Ind Medley	Scratched				
Event 105: Girls 100m Butterfly	TKT	1:34.66	1:32.35		-2.31
Event 110: Girls 50m Freestyle	1st	38.23	34.71	6.0	-3.52
Event 119: Girls 50m Breaststroke	TKT	53.15	45.05		-8.10
Event 204: Girls 50m Backstroke	DQ 6.5 Turn not performed immediately				
Event 209: Girls 100m Breaststroke	TKT	1:56.61	1:40.25		-16.36
Event 213: Girls 50m Butterfly	TKT	44.96	39.17		-5.79
Event 218: Girls 100m Freestyle	2nd	1:34.77	1:20.03	5.0	-14.74

Lily-Mae Harper

Event	Pos	Entry Time	Race Time	Pts	Improvement
Event 110: Girls 50m Freestyle	3rd	47.20	42.67	4.0	-4.53
Event 119: Girls 50m Breaststroke	TKT	56.23	52.54		-3.69
Event 204: Girls 50m Backstroke	5th	52.92	51.93	2.0	-0.99

Phoebe Hoyland

Event	Pos	Entry Time	Race Time	Pts	Improvement
Event 103: Girls 200m Ind Medley	DQ 4.4 Starting before the starting signal				
Event 107: Girls 100m Freestyle	5th	1:28.70	1:15.33	2.0	-13.37
Event 112: Girls 50m Backstroke	3rd	43.62	43.75	4.0	+0.13
Event 116: Girls 100m Breaststroke	6th	2:01.80	1:43.52	1.0	-18.28
Event 121: Girls 50m Butterfly	10th	44.96	46.31		+1.35
Event 206: Girls 50m Breaststroke	2nd	48.59	46.34	5.0	-2.25
Event 215: Girls 50m Freestyle	8th	34.55	34.38		-0.17

Olivia Jackson

Event	Pos	Entry Time	Race Time	Pts	Improvement
Event 204: Girls 50m Backstroke	13th	1:05.72	1:01.00		-4.72
Event 217: Girls 50m Freestyle	14th	48.02	52.10		+4.08

William Jinks

Event	Pos	Entry Time	Race Time	Pts	Improvement
Event 104: Boys 50m Backstroke	2nd	45.97	46.44	5.0	+0.47
Event 109: Boys 100m Breaststroke	4th	1:54.76	1:52.52	3.0	-2.24
Event 113: Boys 50m Butterfly	5th	46.48	47.31	2.0	+0.83
Event 118: Boys 100m Freestyle	3rd	1:28.07	1:24.87	4.0	-3.20
Event 201: Boys 200m Ind Medley	Scratched				
Event 210: Boys 50m Freestyle	Scratched				
Event 214: Boys 100m Backstroke	Scratched				
Event 219: Boys 50m Breaststroke	Scratched				

Jack Kelsall

Event	Pos	Entry Time	Race Time	Pts	Improvement
Event 109: Boys 100m Breaststroke	TKT	1:39.57	1:36.21		-3.36

Event 113: Boys 50m Butterfly	2nd	38.97	37.22	5.0	-1.75
Event 118: Boys 100m Freestyle	TKT	1:14.07	1:10.71		-3.36
Event 201: Boys 200m Ind Medley	TKT	3:13.65	2:55.32		-18.33
Event 210: Boys 50m Freestyle	TKT	33.56	31.47		-2.09
Event 214: Boys 100m Backstroke	TKT	1:24.21	1:18.88		-5.33
Event 219: Boys 50m Breaststroke	TKT	46.77	44.19		-2.58

Kelsey Oakes

Event	Pos	Entry Time	Race Time	Pts	Improvement
Event 110: Girls 50m Freestyle	3rd	41.35	40.55	4.0	-0.80
Event 119: Girls 50m Breaststroke	2nd	51.95	50.79	5.0	-1.16
Event 204: Girls 50m Backstroke	Did Not Compete				
Event 209: Girls 100m Breaststroke	6th	1:57.59	1:51.59	1.0	-6.00
Event 213: Girls 50m Butterfly	5th	49.97	49.71	2.0	-0.26
Event 218: Girls 100m Freestyle	Did Not Compete				

Emily Page

Event	Pos	Entry Time	Race Time	Pts	Improvement
Event 103: Girls 200m Ind Medley	DQ	7.4 Leg movements not on the same plane			
Event 112: Girls 50m Backstroke	8th	44.69	45.47		+0.78
Event 121: Girls 50m Butterfly	9th	47.47	47.51		+0.04
Event 206: Girls 50m Breaststroke	12th	1:00.37	1:02.85		+2.48
Event 215: Girls 50m Freestyle	7th	38.68	39.06		+0.38

Alice Slyde

Event	Pos	Entry Time	Race Time	Pts	Improvement
Event 110: Girls 50m Freestyle	Scratched				
Event 119: Girls 50m Breaststroke	Scratched				
Event 204: Girls 50m Backstroke	Scratched				
Event 218: Girls 100m Freestyle	Scratched				

Jessica Stanley

Event	Pos	Entry Time	Race Time	Pts	Improvement
Event 103: Girls 200m Ind Medley	Scratched				
Event 112: Girls 50m Backstroke	Scratched				
Event 121: Girls 50m Butterfly	Scratched				
Event 215: Girls 50m Freestyle	Scratched				


Elinor Swales

Event	Pos	Entry Time	Race Time	Pts	Improvement
Event 204: Girls 50m Backstroke	4th	44.64	42.75	3.0	-1.89
Event 209: Girls 100m Breaststroke	5th	2:02.04	1:47.81	2.0	-14.23
Event 218: Girls 100m Freestyle	1st	1:24.42	1:20.01	6.0	-4.41



Imogen Weatherill

Event	Pos	Entry Time	Race Time	Pts	Improvement
Event 110: Girls 50m Freestyle	TKT	38.72	36.90		-1.82
Event 119: Girls 50m Breaststroke	1st	52.98	49.13	6.0	-3.85
Event 204: Girls 50m Backstroke	2nd	46.70	44.58	5.0	-2.12
Event 213: Girls 50m Butterfly	3rd	45.83	44.61	4.0	-1.22
Event 218: Girls 100m Freestyle	7th	1:25.63	1:24.60		-1.03

Phoebe Weatherill

Event	Pos	Entry Time	Race Time	Pts	Improvement
Event 202: Girls 100m Ind Medley	5th	1:46.61	1:45.65 	2.0	-0.96
Event 204: Girls 50m Backstroke	3rd	46.60	45.41	4.0	-1.19
Event 208: Girls 50m Breaststroke	7th	59.10	55.18		-3.92
Event 213: Girls 50m Butterfly	4th	47.90	52.20	3.0	+4.30
Event 217: Girls 50m Freestyle	5th	40.90	41.33	2.0	+0.43

Harvey Wood

Event	Pos	Entry Time	Race Time	Pts	Improvement
Event 104: Boys 50m Backstroke	TKT	46.50	40.53		-5.97
Event 113: Boys 50m Butterfly	3rd	43.16	42.24	4.0	-0.92
Event 201: Boys 200m Ind Medley	6th	NT	3:27.39 	1.0	npt
Event 210: Boys 50m Freestyle	TKT	43.27	36.07		-7.20
Event 214: Boys 100m Backstroke	2nd	1:41.52	1:31.60 	5.0	-9.92