

# STEELE COUNTY FREE FAIR



**SATISFACTION  
GUARANTEED**

**August 15-20  
2023**

**SCFF**  
Steele County Free Fair



MINNESOTA'S LARGEST COUNTY FAIR  
OWATONNA, MN



# DAIKIN Grandstand Stage

Tuesday, Aug.15 - 6PM

## CLASSIC ANTIQUE TRACTOR PULL

*Sponsored by: Mike's Repair / LG Seeds / Agro Liquid Fertilizer*

Wednesday, Aug. 16 - 7PM

## LOCASH WITH SPECIAL GUEST DRAKE MILLIGAN

*Title Sponsor: Fastenal / Let's Ride / Owatonna Motor Company*

*Sponsored by: Camping World / Northland Farm Systems / Wenger*

Thursday, Aug. 17 - 7PM

## HAIRBALL WITH SPECIAL GUEST STRANGE DAZE

*Title Sponsor: Mohs Contracting / Mohs Homes / Sleep City*

*Sponsored by: Baymont by Wyndham Owatonna / Godfathers Pizza  
Tom Thumb Donuts / CarTime of Owatonna / Camping World / Bosch*

Friday, Aug. 18 - 7PM

## CRAIG MORGAN

### WITH SPECIAL GUEST ASHLEY BARRON

*Title Sponsor: Fastenal / Let's Ride / Owatonna Motor Company*

*Sponsored by: Berkshire Hathaway Advantage Real Estate /  
Cole's Electric / Olympic Fire Protection / Camping World*

Saturday, Aug. 19 - 7:30PM

## BULLS-N-BARRELS

*Sponsored by: Plaza Morena Campestre Grill / Lava Burgers and Wings /  
Owatonna People's Press / Wolff and Sons / Kibble Equipment*

Sunday, Aug. 20 - 2PM

## DEMO DERBY

*Sponsored by: Misgen Auto Parts / NAPA-Owatonna / Bulldog Coatings  
Four Seasons Electric / Kibble Equipment / Northland Farm Systems*

Tickets available on line at [www.scff.org](http://www.scff.org)



## 40 Thrilling Rides on the Giant Gold Star Midway

### RIDE SPECIAL

**SUPER  
DEAL**

**ADVANCE  
SALE ONLY**

#### TUESDAY

Power 96 Radio Night - Each Ride \$2.00 - 5PM - 11PM

#### WEDNESDAY

Horizon EyeCare - Noon to 5PM - \$25.00

#### THURSDAY

Culver's - 5PM to 11PM - \$28.00

(\$25.00 with coupon from Culver's. Must be purchased 8/18)

#### FRIDAY

North Risk Partners/TPS Insurance

Unlimited Wrist Band - Noon to 5PM - \$25.00

(Must be purchased 8/19)

#### SATURDAY

Profinium Inc. Saturday Ride Special/Bike Giveaway Day

Noon to 5PM - \$30.00 Plus a chance to win 1 of 8 Bikes

(Must be purchased 8/20)

#### SUNDAY

HyVee Family Day Noon to 9PM

\$30.00

(Must be purchased 8/21)

## MEGA RIDE WRIST BAND TICKETS

**Unlimited Rides All 6 Days**

**ON SALE ONLY AT OWATONNA HY-VEE  
SUNDAY, JULY 15 UNTIL AUGUST 15 AT 5:00 PM**

**\$55<sup>00</sup>**

**HyVee<sup>®</sup>**

# Steele County Free Fair Photography Exhibit

August 15-20, 2023

**Entry Blank (This form must be submitted with your entries)**

EXHIBITOR NUMBER \_\_\_\_\_

(Office Use Only)

•••Limit of 2 entries in each lot for a total of 12 in all lots•••

## ENLARGEMENTS CLASS #

### CLASS 1 (Adult) - 2(Junior) - 3 (Professional)

One 8 x 10 or larger print placed on a 16 x 20 vertical mount (matboard, foam core, or cardboard).

B&W or Color

**Limit 2 Each Lot**

#### LOT 1 Open

1. \_\_\_\_\_

2. \_\_\_\_\_

#### LOT 2 People

1. \_\_\_\_\_

2. \_\_\_\_\_

#### LOT 3 Nature (No manipulation)

1. \_\_\_\_\_

2. \_\_\_\_\_

#### LOT 4 Scenes

1. \_\_\_\_\_

2. \_\_\_\_\_

#### LOT 5 Photojournalism (no manipulation)

1. \_\_\_\_\_

2. \_\_\_\_\_

## SNAPSHOTS CLASS #

### CLASS 3 (Adult) – 4 (Junior) – 3 (Professional)

5 or 6 prints 5x7 or smaller on a 16 x 20 vertical mount (matboard, foam core, or cardboard) is a single-entry.

B&W or Color

**Limit 2 Each Lot**

#### LOT 1 Open

1. \_\_\_\_\_

2. \_\_\_\_\_

#### LOT 2 People

1. \_\_\_\_\_

2. \_\_\_\_\_

#### LOT 3 Nature (no manipulation)

1. \_\_\_\_\_

2. \_\_\_\_\_

#### LOT 4 Scenes

1. \_\_\_\_\_

2. \_\_\_\_\_

#### LOT 5 Photojournalism (no manipulation)

1. \_\_\_\_\_

2. \_\_\_\_\_

Exhibitor Name \_\_\_\_\_

Address \_\_\_\_\_ Phone \_\_\_\_\_

City, State, Zip \_\_\_\_\_ County \_\_\_\_\_

Email address \_\_\_\_\_

Would you like to volunteer to sit at the booth during the fair? Yes \_\_\_\_\_ No \_\_\_\_\_

Day and time you would be available \_\_\_\_\_



# STEELE COUNTY FREE FAIR AUGUST 15-20, 2023 ENTRY BLANK – DAIRY, SHEEP, GOATS

Department \_\_\_\_\_

Return completed form to Department Superintendent

(All entries below will be considered as from one exhibitor unless otherwise clearly specified)

No entries recorded unless accompanied by proper fees. Please accept the entries of animals indicated below for exhibition at the Steele County Free Fair subject to the rules and classifications published in the Premium List by which I hereby agree to be governed. I declare all statements made in connection with said entries are true.

Exhibitor Number \_\_\_\_\_

Above to be filled in by Office

Owner/Exhibitor's Name \_\_\_\_\_

Phone \_\_\_\_\_

Cell \_\_\_\_\_

Email Address: \_\_\_\_\_

Address \_\_\_\_\_

City \_\_\_\_\_

State \_\_\_\_\_

Zip \_\_\_\_\_

County \_\_\_\_\_

Signed \_\_\_\_\_

Date \_\_\_\_\_

Class No.	Lot No.	Name of Animal and for Sheep Breeder's Ear Tag No.	Association Registration No.	Date of Birth	Name of Show person	Name of Sire	Name of Dam

### NOTICE TO ALL EXHIBITORS OF LIVESTOCK

Entry fee for Dairy Cattle – per head...\$3.00 (Cattle entries close Aug. 7) <sup>8)</sup>

Entry fee for Sheep (Breeding Show) \$2.00 (Sheep entries close Aug. 7)

Entry fee for Sheep – per pen ...\$2.50

Entry fee for Goats (Breeding Show) \$5.00 (Close August 7)

Entry fee for Goats (Market Show) \$10.00

Entry fee for Goats – per pen...\$2.50

AMOUNT ENCLOSED \$ \_\_\_\_\_

**Dairy Cattle Only**  
 Choose One  
 \_\_\_\_\_ Option 1  
 \_\_\_\_\_ Option 2  
 See Premium Book for Details

STEELE COUNTY FREE FAIR AUGUST 15-20, 2023  
BLANK ENTRY - LIGHT HORSE CLASS

Return completed form to Department Superintendent  
(All entries below will be considered as from one exhibitor unless otherwise clearly specified)

No entries will be recorded unless accompanied by the proper fees. Please accept the entries of animals indicated below for exhibition at the Steele County Free Fair subject to the rules and classifications published in the Premium List by which I hereby agree to be governed. I declare all statements made in connection with said entries are true.

Owner/Exhibitor's Name: \_\_\_\_\_ Phone: \_\_\_\_\_  
Email Address: \_\_\_\_\_ Cell: \_\_\_\_\_  
Mailing Address: \_\_\_\_\_ City: \_\_\_\_\_ State: \_\_\_\_\_  
Signature: \_\_\_\_\_ Date: \_\_\_\_\_  
(Guardian to sign if Minor)

Entry Deadline Date:

Classes 1-4.....Aug. 9, 2023  
Entries can also be entered online  
[www.scff.org](http://www.scff.org)

No Refunds.

Copy of Negative Coggins  
are required  
with every entry.

Class No.	Lot No.	*Name of Animal	*Animal DOB	**Name of Show person	**Show person DOB

Total Amount Enclosed  
\$ \_\_\_\_\_

Exhibitors Fees:  
# of Class Entries \_\_\_\_\_ Total # of Horses entered \_\_\_\_\_ Total # of Tack Stalls Needed \_\_\_\_\_  
Tack stalls are \$5 each. Total of Stalls needed \_\_\_\_\_  
If Sharing a Tack stall, please provide names of ALL parties \_\_\_\_\_  
Party last name paying for Tack Stall \_\_\_\_\_  
If you are a 4H member also showing open classes, advise if stalling with family (last name \_\_\_\_\_)  
OR 4H \_\_\_\_\_ (Club name).

NOTE: Stall space is limited. We will do our best to accommodate stall requests but number of tack stalls will be assigned based on space.

# STEELE COUNTY FREE FAIR AUGUST 15-20, 2023 BLANK ENTRY-DRAFT, PONY, MULE

Return completed form to Department Superintendent

(All entries below will be considered as from one exhibitor unless otherwise clearly specified)

No entries will be recorded unless accompanied by the proper fees. Please accept the entries of animals indicated below for exhibition at the Steele County Free Fair subject to the rules and classifications published in the Premium List by which I hereby agree to be governed. I declare all statements made in connection with said entries are true.

Owner/Exhibitor's Name: \_\_\_\_\_ Phone: \_\_\_\_\_

(This is who the check will be written to.)

Email Address: \_\_\_\_\_ Cell: \_\_\_\_\_

Mailing Address: \_\_\_\_\_ City: \_\_\_\_\_ State: \_\_\_\_\_

Signature: \_\_\_\_\_ Date: \_\_\_\_\_

Entry Deadline Date:  
Classes 20-21.... Aug. 1, 2023  
Entries can also be entered online at <http://www.scff.org/>  
**No Refunds.**

**Copy of Negative Coggins are required with every entry.**

Class No.	Lot No.	*Name of Animal	*Animal DOB	Name of Show person	**Show person DOB

**Exhibitor Fees:**

- Draft Horse Tack Stalls – each hitch will be assigned 1 free tack stall – every additional tack stall will be \$5.00  
 - # of Entries \_\_\_\_\_ Additional Tack Stalls Needed \_\_\_\_\_ Total # of Tack Stalls Needed \_\_\_\_\_ Total # of Horses \_\_\_\_\_

**If showing in Jr. & Sr. Youth Halter/Driving Classes, you are not eligible for showing in Ladies/Mens Halter/Driving Classes.**

\*Stall space is limited. We will do our best to give you the stalls you are requesting but the number of tack stalls will be assigned based on space.

**Total Amount Enclosed**  
\$ \_\_\_\_\_

# WELCOME



## *Satisfaction Guaranteed in 2023*

**T**he cities and townships within Steele County are proud to present one of Minnesota's BIGGEST county fairs, the Steele County Free Fair! The 2023 Steele County Free Fair, August 15 – 20 in Owatonna, MN, will feature over 5000 exhibits including 200 animals and over 100 food stands. Fairgoers can visit 450 commercial displays including 300 indoor exhibits in the Four Seasons Centre. GoldStar Amusements will be back again this year to provide over 40 rides and a variety of games on the midway which will feature daily ride specials. The always popular Mega-Ride ticket will be sold exclusively at Owatonna Hy-Vee starting July 15 through 5:00 pm on Tuesday, August 15, the opening day of the fair. The Mega-Ride ticket entitles the fairgoer to unlimited rides on the GoldStar Midway all week and is the same price as last year, \$55 per ticket.

The 2023 Steele County Free Fair officially opens at 5:00 PM on Tuesday, August 15, with the flag raising ceremony and honoring of our military on the United Prairie Bank Stage in Fair Square. Prior to the official opening, the Steele County Livestock Hall of Fame, and the Equine Hall of Fame inductees along with the newest Steele County Century Farm will be awarded and honored in the livestock show arena. Thursday morning our outstanding Steele County Senior Citizens will be recognized on the United Prairie Bank Stage in Fair Square.

Admission to the fair is free and fairgoers will find plenty of free entertainment for all ages to enjoy on the grounds. Daily scheduled entertainment featuring bands, vocalists and dancers will take place on the United Prairie Bank Stage at Fair Square, the Elmer Reseland Stage at KRFO Town Square and on the Village

of Yesteryear Stage. While in the Village of Yesteryear, fairgoers will want to take in the Old Iron Show featuring a full array of restored tractors and farm equipment.

The north end of the fairgrounds continues to grow and will showcase even more free entertainment for all to enjoy. The All-Star Stunt Dog Show, Jurassic Kingdom, the Moogician and the Hot Glass Academy will all be back again this year. The High Flying Pages Thrill Show and The Electrifying Magic of Jay Mattioli are each making their Steele County Free Fair debut and are shows you will not want to miss! Also new this year is a large display of taxidermy mounts in the Great Outdoors Center. The Great Outdoors Center will also feature special scheduled events throughout the week for the education and enjoyment of all.

Tuesday, August 15, the FFA Alumni Classic Antique Tractor Pull will take place in the infield and is sure to delight fairgoers while bringing back memories of days gone by. Great grandstand entertainment continues Wednesday evening when country duo LOCASH, with special guest Drake Milligan, takes the stage. Thursday night Hairball will be on the grandstand stage with their high energy rock and roll show. Friday evening country star Craig Morgan, with special guest Ashley Barron, will be here to entertain with such hits as "Redneck Yacht Club" and "International Harvester". Saturday evening brings the CBRA Bulls N Barrels to the grandstand and will feature barrel racing, bull riding and mutton bustin'. The Demo Derby on Sunday afternoon caps off an exciting week of grandstand entertainment at this year's Steele County Free Fair. Grandstand tickets are on sale now at [www.scff.org](http://www.scff.org)

The free evening entertainment at the Beer

Garden includes Johnny Holm on Tuesday, IV Play on Wednesday, Jacuzzi Puma on Thursday, and Shirts & Skins on Friday. The weekend starts off with Led Penny on Saturday afternoon and continues with Travis Thamert on Saturday evening. The Dan Stursa Band will play on Sunday afternoon followed by the White Keys Sunday evening. The Steele Saloon will also feature special events in or near the saloon including Midwest All-Star Wrestling Tuesday evening, The Concord Singers performing festive German music on Wednesday and the return of the corn hole tournament on Saturday.

The Steele County Free Fair Board of Directors and Staff have worked hard to make this year's fair a memorable experience for all and hope that you will plan to take it all in. "Satisfaction Guaranteed in 2023" would not be possible without our generous sponsors, amazing support from throughout Steele County and beyond and our countless dedicated volunteers. Each member of the team looks forward to working side by side in providing this week of wonderful experiences! As always, safety and sanitation practices remain a priority. New sanitizing equipment will be in use and fairgoers will also see additional handwashing stations throughout the grounds. Fairgoers are encouraged to do their part in practicing safety and sanitation while at the fair. Check the fair website at [www.scff.org](http://www.scff.org) for a complete schedule of events, entry forms and for up to the minute fair news. The fair office may be reached at 507-451-5305 or [steelecountyfreefair@scff.org](mailto:steelecountyfreefair@scff.org)

*See you at the fair!*



# Exhibitor's Guide Premium List

for the



## STEELE COUNTY FREE FAIR



To Be Held At  
**OWATONNA, MINNESOTA**  
**AUGUST 15 - 20, INCLUSIVE**  
**FOR ITS FAIR YEAR 2023**



Under the Management of  
**STEELE COUNTY AGRICULTURAL SOCIETY**  
**Daniel Deml, PRESIDENT**  
**Scott Kozelka, MANAGER**

The Steele County Free Fair, dedicated to improving the quality of life, reflecting the interests of all society within this area of influence by providing competitive classifications for exhibits of educational value in agricultural pursuits as well as for home arts and leisure time.



**MEMBER OF**  
**INTERNATIONAL ASSOCIATION OF**  
**FAIRS & EXPOSITIONS**  
**OUTDOOR AMUSEMENT BUSINESS**  
**ASSOCIATION**  
**NATIONAL INDEPENDENT**  
**CONCESSIONAIRES ASSOCIATION**  
**MINNESOTA FEDERATION OF**  
**COUNTY FAIRS**  
**MINNESOTA STATE**  
**AGRICULTURAL SOCIETY**  
**OWATONNA AREA CHAMBER OF**  
**COMMERCE AND TOURISM**

**FAIR OFFICE**  
**1525 SOUTH CEDAR AVE. • P.O. BOX 650**  
**OWATONNA, MINNESOTA 55060**  
**TELEPHONE: (507) 451-5305 • FAX: (507) 451-4154**  
**www.scff.org • e-mail.steelecountyfreefair@scff.org**

A special project of  
**The Owatonna People's Press**  
 135 W. Pearl, Owatonna, MN  
 General Manager **Ross Ulrich**  
 Advertising Director **Tom Kelling**

Media Consultants  
**Crystal Hobart, Amber Casterton**  
 Cover Design **Little Sugar Designs**



Editorial copy supplied by the Steele County Free Fair and Steele County Extension Office  
 Steele County Free Fair Exhibitor's Guide 2023 is made available at no charge to area residents. ©2023

# TABLE OF CONTENTS

Steele County Agricultural Society Members .....	10	Dept. M Fine Arts.....	36
Board of Directors & County Commissioners.....	11	Dept. N Photography.....	37
Superintendents of Departments.....	12	Dept. O Hobbies.....	38
Dept. A Light Horse.....	15	Dept. P FFA Activities.....	40
Dept. B Draft Horse, Ponies and Mules.....	16	Dept. Q Homemade Wine .....	41
Dept. C Dairy Cattle.....	17	Dept. R Wood Carving.....	41
Dept. D Sheep.....	19	Dept. S Homemade Beer.....	42
Dept. E Meat Goats .....	20	Dept. T Youth Art.....	43
Dept. F Grains and Grasses.....	21	Dept. U Rock and Minerals .....	44
Dept. G Vegetables.....	22	Dept. V Youth Livestock Judging.....	45
Dept. H Flowers.....	24	Parking/Camping Information .....	45
Dept. I Fruit Crops .....	28	SCFF Rules & Regulations.....	46
Dept. J Culinary Arts .....	29	Rules & Health Livestock Requirements .....	47
Dept. K Textile Fabrics.....	33	Southern Minnesota County Fairs .....	47
Dept. L Organic Crops.....	35	4-H Club Projects .....	48

## 2022-2023 STEELE COUNTY AGRICULTURAL SOCIETY MEMBERS

YOU CAN BECOME A MEMBER OF THE STEELE COUNTY AGRICULTURAL SOCIETY. The Steele County FREE FAIR is sponsored by the Steele County Agricultural Society which is made up of members of the Steele County area. The fair board and superintendents merely do the job for the Society. The support of everyone in Steele County is solicited in making the Steele County Agricultural Society bigger and better. MEMBERSHIPS ARE ONLY \$5.00. If you would like to join, just stop at the Fair Office in the Muckle Building at during fair week. Memberships for 2023-2024 must be purchased by 8:00 p.m. on Sunday, the last night of the fair. You must be a member of the Society to be eligible to be a SCFF Board Member. Members receive the fair newsletter, "The Barker".

Jim & Lori Abbe	Mike & Pat Lewis-Deviny	Andy & Kelli Jacobson	Darlene Krohnberg	Jolene Patterson	Reid & Daria Stransky
Les Abraham	Kevin Dillmuth	Nancy Janke	Greg & Bonnie Kruger	Rusty & Barb Paulson	Brad & Pamela Svenby
Warren Abraham	Mark Ditlevson & Renne Worke	Ron & Glenda Janning	Alden Krschke	Eugene & Myrna Peterson	Brent & Beth Svenby
Tracy Ackman-Shaw	Mick Ditlevson	Angie Jensen	Bruce & RoseAnn Kubicek	Karen Peterson	LeRoy Svenby
Brian & Lisa Ahrens	MIDN Mark R. Ditlevson	Jon & Lila Jensen	Arlene Lage	Daniel Petsinger	Carolyn Tandé
Nolan Ahrens	Grant & Denise Duffy	Mike & Brenda Jensen	Doris Lea	Mike & Trudy Pierce	Lon Thiele
Brian Anderson	Corky & Julie Ebeling	Ronald Jensen	Dennis Leppla	Del & Gail Point	Ken & Cathy Torrey
James Andrews	Dude Ebeling	Trevor & Vicki Jensen	Harold Lewis	John & Deb Praus	Dale Tracy
Tim & Deb Arlt	Glen Eden	Mindy Jimenez	Nick & Tara Lewis	Brad Price	Samantha Traxler
Paul Arnfelt	Joe Elbert	Fran Jirele	Gerald Lewison	Josh & Annie Prokopec	Tom Trotman
Rod Baker	Rick & Deb Ellingson	Jeremy Jirele	Jim Linder	Terry Prokopec	Jon & Angie Truelson
Glen Barber	Wendell Engelstad	Naomi & Bob Jirele	Shirley Ann Lohmann	Allan & Randee Radel	Roland & Ann Truelson
Darrell Bauder	Ron Ensley	Sandy Jirele	Duane Ludewig	Alice Reseland	Tim & Elaine Truelson
Deb Behne	Gene and Judy Fisher	Dean Jirousek	Tim Lueck	Erik Reseland	Art (Butch) Tysk
Bob Beier	Vivan Frid	Jim Joachim	Marjorie Madson	Richard Reseland	Lynn Underwood
Katie Belina	Cate Furness	Greg Johnson	Mike & Sandy Manderfeld	Steve Reynolds	David Urch
Mitch Belina	Joel Gaulrapp	Todd Johnson	Al Martin	Randy & Lisa Richmond	Michael Urch
Rachel Belina	John Glynn	Karen Jorgensen	Jennifer Martin	Dennis Ringhofer	Nancy Vaillancourt
Bruce & Rhonda Bennett	Dan Gorman	Monica Joubert	Deb Mather	Sharon Ringhofer	George & Karen VonRuden
Sean Benz	Carrie Grubish	Amy Kain	Brett Meger	Jim Rowe	Julie Wanous
Dale Bishman	Pat Grubish	Kalynb Kalis	Glen & Cheryl Meger	Brad & Lorrie Rugg	Brian & Michelle Warner
Ron & Patti Blackstad	Mike & Rhonda Guthier	Daryl Kanne	Mike & Destinee Meger	Brian Rypka	Ben West
Tim & Julie Blazek	Melissa Guy	Caitlynn & Al Kaplan	Brad & Heidi Meier	Carol & Mark Rypka	Barb Wiese
Sandy Boss	Larry & Peg Haberman	Charlie & Gretchen Kaplan	Doug & Cherie Meier	Brian & Michelle Rysavy	Marc & Sara Wiese
Leann Boyd	Rick & Laurie Hagstad	Tom Karas, Jr.	Dylan Meier	Mary & Robert Sanford	Vern Wilker
Douglas Brase	Todd Hale	Melissa Karl	Bob Meixner	Jeremy & Emily Saufferer	Jerry Will
Linda Breyer	Matt Halverson	Greg & Jamie Karsten	David & Cindy Melby	Howard & Mary Jo Schoenfeld	Chuck Willert
Bob Brick	Mike Hamilton	Jason Karsten	Cory & Angela Michaelson	John Schroeder	Adam Williams
Tom & Anna Marie Brick	Patrick Hamilton	TJ & Kathy Kartes	Swede & Rita Michaelson	Dean Schuette	Todd Wishy
David & Julie Brown	Darrell Hansen	Kory Kath	Lowell Miller	Gary & Cherry Schwartz	Dan & Jody Wolter
Jennifer & Dan Buck	Richard Hansen	Matt Kath	Courtney Mislinski	Dale & Pat Seykora	Renee Worke
Bill Bunkers	Terry & Robin Hansen	Kent & Elizabeth Kienholz	Randy Moore	Scott & Theresa Seykora	Jim Wrege
Bruce & BJ Busho	Sandee Hardy-Hagen	Pam Kirchner	Rick Mullenbach	Tom & Stephanie Shea	Virginia Zacharias
Jake & Kady Busho	Annie Harman	Laverne & Linda Klecker	Danny Muzik	Gary Shepard	Steve Zappa
Rick Bussler	Jim Hartle	Sharon Klein	Holli Naatz	Gary Sigler	
Roger Carroll	Jim Hermal	Tim Klein	Glen & Shirley Nelson	Jim & Connie Skalicky	
Kevin Christey	Jim Heron	Mike & Karen Klein	Jace Nelson	Becca Sletten	
Lisa Cochran	J.J. Heron	Rick Klemmansen	Tim Nelson	Paul & Glenda Smith	
Tyler Cochran	John Heron	Suzanne Klukas	Traci Nelson	Troy & Dawn Sommers	
Bob Cole	Howard Hill	Doug & Stephanie Kolbe	Trudy Nelson	Donna Speltz	
Steve Cole	Richard & Kathy Hills	Jeff & Susan Koplén	Casey & Amy Nelson	Jerome Spindler	
Tom Cole	Dave Hoffman	Mark Korbal	Brandon & McKinizee Noble	Brad & Tracie Spinler	
John Connor	Hans Hohrman	Teresa Koslosky	Gary Noble	Elaine Springer	
Milo Dahlin	Shawn Hughes	Kyle & Lauren Kozelka	Jack & Darlene Noble	Doug & Jodi Starks	
Jon DeMars	Joel Hunt	Scott & Gayle Kozelka	Kevin Noble	Chad Staska	
Todd Deming	Tracy & Tim Ignaszewski	Loren Krause	Roger & Michelle Noble	Gaylene Steckelberg	
Dan & Vickie Deml	John & Kathy Ihlenfeld	Justin & Kristin Krell	Ryan Noble	Karl Steckelberg	
Francis Deml	Karla Ihrke	Rodney & Michelle Krell	Scott Noble	Wayne & Grace Steele	
Matt or Missy Deml	Jerry & Carol Ingvalson	Steven & Kelly Krell	Justin Ohnstad	Paul Steinberg	
Scott Deml	Mike & Katie Ingvalson	Al & Marlene Kreutz	Betty Ohstead	Richard Steinberg	
Scott & Katie Demmer	Julie Jacobs		Ben Olson		

# 2023 BOARD OF DIRECTORS



**Doug Meier**  
Director  
Saloon/Infield



**Bruce Busho**  
Director  
Grandstand/Infield



**Jon DeMars**  
Director  
Outdoor Concessions



**Daniel Deml**  
President



**Rick Ellingson**  
Director  
Safety/Sanitation



**Mark Ditlevson**  
Director  
Beer Garden



**Glen Meger**  
Director  
Indoor Concession



**Gene Fisher**  
Director  
Parking/Safety



**Scott Kozelka**  
Manager



**Mike Hamilton**  
Director  
Camping



**Tracy Ignaszewski**  
Director  
4-H Liaison/Livestock



**Tim Arlt**  
Treasurer  
Budget/Grants



**Sandy Jirela**  
Director  
Livestock



**Roger Noble**  
Director  
Beer Garden/Utilities



**Wayne Steele**  
Vice President  
Entertainment/Publicity



**Brent Svenby**  
Director  
Beer Garden/Grandstand



**Jim Abbe**  
Director  
Grandstand/Buildings



**Josh Prokopec**  
Director  
Building/Grounds



**James Linder**  
Director Emeritus

## Associate Board Members:

**Greg Karsten, Ben Olson, Jeremy Saufferer**

**OFFICE STAFF: Vickie Deml, Office Manager;**

**Rhonda Bennett, Administrative Assistant;**

**Denise Duffy, Administrative Assistant;**

**Angie Jensen, Data Entry; Deb Mather, Data Entry**



**Jim Hartle**  
Director Emeritus

# 2023 STEELE COUNTY COMMISSIONERS



**James Brady**



**Jim Abbe**



**John Glynn**



**Rick Gnemi**



**Greg Krueger**

# SUPERINTENDENTS OF DEPARTMENTS

Aerial Photography .....	Doug Hughes
ATM .....	Larry Haberman
Auto Museum .....	Terry Hansen - Charlie Kaplan - Jon Simon - Don Thiede
Beer .....	Kory Borchert - Terrence Flynn
Brochure .....	Jessica Johannes-Little Sugar Designs
Camping .....	Harold Lewis - Linda Beede
Culinary Arts .....	Melissa Karl - JoAnn Stolpa
Dairy Cattle .....	Karen VonRuden
Data Entry .....	Angie Jensen - Deb Mather
Electrical Audit .....	Todd Wishy
Equine Hall of Fame .....	Pat McCarthy
Evaluations .....	Mark Wiese
Fair Distribution .....	Jerome Spindler
FFA .....	Marvin Spindler - Liz Tinaglia
Fine Arts .....	Arlene Gleason - Naomi Jirele - Pam Mikeworth
Flowers .....	Kathy Flicek - Michele Warner
Free Stage .....	Tyler Cochran - John Ihlenfeld - Gary Sigler - Dave Granlund
Fruit Crops .....	Courtney Mislinski - Caitlynn Kaplan
Grandstand .....	Bill Bunkers
Grasses/Grains .....	Pat King
Hobbies .....	Deb Mather - Amy Kain - Nicole Heers
Horses .....	Mallory DeCoux - Kim Dietz - Danielle Klinkner - Megan Hedberg-Polzin
Information Station .....	Patti Jessop - Barb Wiese
Indoor Concessions .....	Ryan Gillespie - Jessi Harty - Justin Ohnstad - Ben Olson
Insurance .....	Brad Svenby
Iron Show .....	Ron Janning - Dave Johnson
Landscaping .....	Michelle Warner
Livestock Hall of Fame .....	Tom Trotman
Meat Goats .....	Sean Hughes
Muckle Museum .....	Nancy Vaillancourt
Organic Crops .....	Leo Seykora - Dillon Noble
Parliamentarian .....	Rollie Truelson
Parking/Saloon .....	Michael Urch
Photography .....	Sandee Hardy-Hagen
Reseland Stage .....	Rich Will
Rocks/Minerals .....	Jim & Jan O'Neil - Linda Stockwell
Senior Day .....	Greg Johnson
Sheep .....	Wade Nelson - Tony Sommer
Shuttle .....	Mike Pierce - Bruce Bennett
Signage/Graphics .....	Scott Seykora
Social Media .....	Karen Hale - Jon DeMars
Striping .....	Eric Seykora
Textiles .....	Cathy Balzer - Sandy Boss - Pat Raetz - Cathy Torrey
Vegetables .....	Carol Rypka - Mark Rypka
Veterinarian .....	Dr. Anna Wildgrube
Visitor Services .....	Glenda Smith
Wine .....	Lisa Richmond
Wood Carving .....	Stephanie & Doug Kolbe - Myron Spindler
Worship .....	John Weisenburger
Young Artists .....	Samantha Evans - Christina Spencer
Youth Livestock Judging .....	Zach VonRuden - Ben Jensen - Brian Rypka
4-H Extension .....	Tracy Ignaszewski - Krystal Viktora - Joleen Koenig

# EXHIBITOR ENTRIES

---

The Steele County Free Fair is requesting that all exhibitors pre-enter their exhibits. The fair uses a computer system to tabulate results and write checks. Please use the entry form in the fair book or request forms from the fair office. You can choose to do entries on-line. This option allows you to submit your entries electronically or you may print out the form and send it to your Superintendent. This fair book is also on the web site [www.scff.org](http://www.scff.org).

You do not have to bring every entry you pre-entered. Check your department's rules and entry deadlines found in the fair book. If your department does not have a deadline, please have your entry to your superintendent, or electronically submitted to the fair office by August 1.

All exhibits are to be left in place until your department's rules allow the exhibit to be released. Only under extreme circumstances and then only with your superintendent's approval can an exhibit be released early. Failure to comply with these rules will result in forfeiture of any premium money earned. One of the main reasons many come to the fair is to see the exhibits. Empty exhibit areas discourage visitors from coming to our fair for a return visit.

**Attention livestock exhibitors:** Look for information on parking and other aspects of the livestock shows by looking carefully at your department's entry information. Only vehicles with a GRAY Livestock Pass and a Season Parking Pass or a 4-H Parking Pass will be allowed to enter and possibly park on the north road (Livestock Lane SE). Keep in mind that the GRAY passes are for livestock exhibitors to unload feed and supplies for their exhibits. GRAY passes are not meant as parking passes. There

simply is not enough room on the north road to park all livestock exhibitors. Again, you must have an IVORY Livestock Pass along with a PURPLE 4-H Parking Permit or a DARK BLUE SCFF Season Parking to park on the north road. **NO PARKING WILL BE ALLOWED ON THE NORTH SIDE (south side of Livestock Lane) OF THE ROUND ROOF SWINE BARN.** With added trailer traffic connected with the Radel Pavilion, we need the space to turn larger livestock trailers and semi-trailer on to the city street.

Diamond 4 has been designated for livestock exhibitors parking. You will need to display your IVORY livestock pass with either the PURPLE 4H pass or DARK BLUE season SCFF parking pass to park on Diamond 4. Open class exhibitors should contact the Livestock Director for parking permits when you get to the fair. Remember the Village of Yesteryear gate is only used as an **entrance** for livestock exhibitors as they move livestock to and from the fair.

**PARKING ON THE NORTH SIDE OF THE RADEL PAVILION IS PROHIBITED.** This area is needed to unload stock horse show equipment and for moving livestock in and out of the barns. Please obey the signs we put up as we try to manage parking, traffic, and people flow. Remembering others and their needs as well as your own will make this a safe and enjoyable fair for all.

**PLEASE NOTE THAT LIVESTOCK LANE MAY BE CLOSED AT TIMES DURING THE DRAFT HORSE SHOW FOR THE SAFETY OF OUR EXHIBITORS ON SATURDAY AFTERNOON AND SUNDAY MORNING.**

# ONLINE ENTRIES

---

Again this year, you will be able to enter your various exhibits on line. No need to send them or bring them to the fair office. You simply go the fair's web site [www.scff.org](http://www.scff.org) and select the link for on-line entries. You will then create an account by entering your e-mail address and selecting a password as you would with other on-line

services. Fill out your entries by using the correct class and lot on the screens provided. When you are done you can pay any stalling fees or other purchases you might make with your credit card. Submit the information and you are done. Try this service, I think you will like it.

# LIVESTOCK AND HORSE EXHIBITORS

---

Livestock trailers can be parked on diamond 4, by the right field foul line. They can also be parked on the Jostens lot, south of the fairgrounds. This lot can be accessed by going South on Hartle Avenue approximately 1 block. Hartle Avenue is straight south of the race track. Back the trailers on to the grass but leave your rear tires

on the blacktop so the trailers can easily be pulled out without cutting up the grass in case of rain.

**Because this space is donated for use during fair week, please leave this lot free of manure and debris when you leave.**

## 2023 DEPARTMENT DEADLINE DATES

	Register by	Bring Entry	Release/Pick up Entry
Light Horse	Aug 4th - Friday	Aug 16th-Wednesday - from 1-4 p.m.	Aug 18th-Friday - 8:30 a.m. - 11 a.m.
Draft Horse	Aug 4th - Friday	Aug 18th-Friday after 1:00 p.m.	Aug 20th-Sunday 5:00 p.m.
Cattle	Aug 7th - Monday	Aug 15th-Tuesday - noon	Aug 20th-Sunday 5:00 p.m.
Sheep	Aug 7th - Monday	Aug 14th-Monday-5:00 p.m.	Breeding-16 after show; Market Sunday Aug 20th
Goats	Aug 7th - Monday	Aug 18th-Friday-3:00 p.m.	Aug 20th-Sunday 5:00 p.m.
Grains & Grasses	Aug 11th-Friday	Aug 14th-Monday- 10 a.m. - 5 p.m.	Aug 21st-Monday 9 a.m. - 11 a.m.
Vegetables	Aug 11th-Friday	Aug 14th-Monday-10 a.m.-5 p.m.	Aug 21st-Monday 9 a.m. - 11 a.m.
		Class 11 may be entered by 8:30 a.m. on Tuesday	
Flowers	Aug 4th - Friday	Aug 14th-Monday-Class 1 - 10 - noon - 7 p.m.	Aug 20th-Sunday 5-8 p.m. or
		Aug 16th-Wednesday-Class 11 - 19 - noon-7 p.m.	Aug 21st-Monday 4-6 p.m.
Fruit Crops	Aug 8th - Tuesday	Aug 14th-Monday- 10 a.m. - 5 p.m.	Aug 20th-Sunday 8-9 p.m.
Culinary Arts	Aug 2nd-Wednesday	Aug 14th-Monday - 8 a.m. - 1 p.m.	Aug 21st-Monday 10:30 a.m. - 12:30 p.m.
Textiles	Aug 7th - Monday	Aug 11th-Friday- 5-7 p.m.; Aug 12th-Sat 9 a.m. -noon	Aug 21st-Monday 10:30 a.m. - 12:30 p.m.
Organic Crops	Aug 13th-Sunday	Aug 14th-Monday- noon - 6 p.m.	Aug 20th-Sunday after 8 p.m.
Fine arts	Aug 7th - Monday	Aug 12th-Saturday - 9 a.m. - noon	Aug 20th-Sunday 8-9 p.m. or Aug 21 Mon 10 a.m. - noon
Photography	Aug 4th - Friday	Brought to the fair office by Aug 4th Friday	Aug 20th-Sunday 6-7 p.m. OR Fair Office after noon
			Aug 23rd through Aug 31st
Hobbies	Aug 7th - Monday	Aug 11th-Friday 5-7 p.m.; Aug 12th-Sat 9 a.m. -noon	Aug 21st - Monday 10:30 a.m. - 12:30 p.m.
Homemade Wine	Aug 11th-Friday	Brought to Fair office by 5 p.m. Aug 11th-Friday	Aug 20th-Sunday 4-5 p.m.
Homemade Beer		Aug 13th Sun-3:30-5:30 or Aug 14th Monday 5-7 p.m.	Aug 20th - Sunday 8 p.m.
Youth Art	Aug 7th - Monday	Aug 12th-Sat 9 a.m. - noon	Aug 20th - Sunday- 8-9 p.m. or Aug 21st-Mon- 10-11 a.m.

# DEPT. A - LIGHT HORSE

## LIGHT HORSE

MALLORIE DECOUX

Superintendent

5114 NE 46th St.

Owatonna, MN 55060

507-475-0932

maldietz12@gmail.com

KIM DIETZ

Superintendent

5861 NE 54th Ave.

Owatonna, MN 55060

507-213-9617

DEADLINE FOR ENTRIES IS WEDNESDAY, AUGUST 9, 2023.

Mailed Entries preferred.

For classes 1-4 premiums will be on a scale per number of entries in each lot.

4 or more in lot ..... \$20-\$15-\$10-\$5

3 in lot ..... \$15-\$10-\$5

2 in lot ..... \$10-\$5

1 in lot ..... \$5

ARRIVAL AND DISMISSAL: Open Horses can come between 1:00-4:00 PM

Wednesday, August 16th and will be dismissed Friday, August 18th beginning at

8:00 AM. Must be out of the barns by 11:30 AM to allow time to clean out for

Draft Horses. MUST CLEAN STALLS TO RECEIVE PREMIUM CHECKS.

Trucks and trailers enter on north side of Radel Livestock Pavilion, Livestock

Lane. Trailer parking available in Diamond 4 and Jostens lot. See

superintendents for information.

### Notes:

- 1) WSCA Judge Lita Perrin
- 2) Entry Fee \$5.00 per class
- 3) No stall fees, \$5.00 per tack stall. Tack Stalls limited
- 4) Ribbons will be given in all classes
- 5) Horses are to be exercised and ridden in the show arena only.
- 6) No bedding is provided.
- 7) NO ALCOHOLIC BEVERAGES IN THE BARN.
- 8) ABSOLUTELY NO SMOKING IN THE BARN.
- 9) Walk trot horse & rider combination can not enter any loping classes.
- 10) JACKPOT CLASSES-Please enter at check in at the show office. \$10 cash entry
- 11) SUPREME CHAMPION classes will be first and second place exhibitors from all ages or lots in like classes. Excluding walk/trot classes.
- 12) Ponies or minis may be asked for card or measured
- 13) Pre-registration required. All entries close on August 9, 2023
- 14) No adding classes on day of the show NO EXCEPTIONS. Please contact Mallorie with any entry questions.
- 15) Stall assignments are based on date of entry received.
- 16) Proof of negative Coggins with entry.
- 17) No stallions in Leadline and all must be shown by 18 years and older
- 18) No refunds unless a veterinarian certificate is submitted.
- 19) Exhibitors under the age of 15 are encouraged to wear ATM Certified Safety Equestrian helmets when riding.

**SCFF LIGHT HORSE SHOW AUGUST 16 & 17, 2023**

**WEDNESDAY, AUGUST 16TH STARTING AT 5:30 P.M.**

### CLASS 1 HALTER

- Lot**
1. Stock Type Weanlings and Yearlings
  2. Stock Type Two and Three Year Olds
  3. Stock Type Four Years and Older  
GRAND AND RESERVE STOCK TYPE HALTER
  4. Pleasure Type Weanlings and Yearlings
  5. Pleasure Type Two and Three Year Olds
  6. Pleasure Type Four Years and Older  
GRAND AND RESERVE PLEASURE TYPE HALTER
  7. Pony Halter 54" and Under  
SUPREME CHAMPION HALTER

### CLASS 2 SHOWMANSHIP

- Lot**
1. Showmanship 10 and under
  2. Showmanship 11-13
  3. Showmanship 14-17
  4. Showmanship 18 and over  
SUPREME CHAMPION SHOWMANSHIP

**THURSDAY, AUGUST 17TH STARTING AT 8:00 AM**

### CLASS 3 WESTERN/ENGLISH EVENTS

- Lot**
1. Leadline 6 and under
  2. English Pleasure 13 and under
  3. English Pleasure 14-17
  4. English Pleasure 18 and over  
SUPREME CHAMPION ENGLISH PLEASURE
  5. Walk/Trot English Pleasure 17 and under
  6. Walk/Trot English Pleasure 18 and over
  7. English Equitation 13 and under
  8. English Equitation 14-17
  9. English Equitation 18 and over  
SUPREME CHAMPION ENGLISH EQUITATION
  10. Walk/Trot English Equitation 17 and under
  11. Walk/Trot English Equitation 18 and over  
\*Tack Change if needed\*
  12. Tandem Bareback
  13. Bareback Equitation  
\*Tack Change if needed\*
  14. Costume Leadline 6 and under
  15. Open Costume Class  
\*Tack Change if needed\*
  16. Pony Western Pleasure 13 and under / 54" and under
  17. Western Pleasure 13 and under
  18. Western Pleasure 14-17
  19. Western Pleasure 18 and over  
SUPREME CHAMPION WESTERN PLEASURE
  20. Walk/Trot Western Pleasure 17 and under
  21. Walk/Trot Western Pleasure 18 and over
  22. Pony Western Horsemanship 13 and under / 54" and under
  23. Western Horsemanship 13 and under
  24. Western Horsemanship 14-17
  25. Western Horsemanship 18 and over  
SUPREME CHAMPION HORSEMANSHIP
  26. Walk/Trot Western Horsemanship 17 and under
  27. Walk/Trot Western Horsemanship 18 and over
  28. Walk/Trot Egg and Spoon All Ages
  29. Egg and Spoon 17 and under
  30. Egg and Spoon 18 and over

### 30 MINUTE LUNCH BREAK

### CLASS 4 GAMES

1. Pony Pole Weaving 13 and under / 54" and under
2. Pole Weaving 13 and under
3. Pole Weaving 14-17
4. Pole Weaving 18 and over  
\$\$ JACKPOT POLE WEAVING \$\$ ADDED MONEY
5. Pony Key Race 13 and under / 54" and under
6. Key Race 13 and under
7. Key Race 14-17
8. Key Race 18 and over
9. Pony Jumping Figure 8 13 and under / 54" and under
10. Jumping Figure 8 13 and under
11. Jumping Figure 8 14-17
12. Jumping Figure 8 18 and over
13. Pony Barrels 13 and under / 54" and under
14. Barrels 13 and under
15. Barrels 14-17
16. Barrels 18 and over  
\$\$ JACKPOT BARRELS \$\$ ADDED MONEY
17. Open Speed Dash

Mail light horse entries to:

Mallorie DeCoux, SCFF Entries, 5114 NE 46th St. Owatonna, MN 55060

Mallorie-507-475-0932 | Kim- 507-213-9617

# DEPT. B - DRAFT HORSE, PONIES AND MULES

## DRAFT HORSE, PONIES, MULES



**DANIELLE KLINKNER**  
**Superintendent**  
 6821 SE 54th Ave  
 Owatonna, MN 55060  
 507-475-1988



**MEGAN HEDBERG-POLZIN**  
**Superintendent**  
 2032 Harbour Oak Dr SE  
 Owatonna, MN 55060  
 507-475-3616

- \*Grand and Reserve Champion Reg. Draft Gelding
  - 12 Pony Mare yearlings and fillies
  - 13 Pony Mares, 2 yrs. - 4 yrs.
  - 14 Pony Mares, 5 yrs & up
- \*Grand and Reserve Champion Pony Mare
  - 15 Grade Draft Geldings, 3 yrs. & under
  - 16 Grade Draft Geldings, 4 yrs. & up
  - 17 Grade Draft Mares, all ages
- \*Grand and Reserve Champion Grade Draft
  - 18 Pony Geldings, 4 yrs. & under
  - 19 Pony Geldings, 5 yrs. & up
- \*Grand and Reserve Champion Pony Gelding
  - 20 Youth Junior Showmanship 14 yrs. and under
  - 21 Youth Senior Showmanship 15-17 yrs.
  - 22 Get of Sire
  - 23 Produce of dam
  - 24 4 Abreast
  - 25 Youth Decoration Class - Junior 14 yrs & under
  - 26 Youth Decoration Class - Senior 15-17 yrs

**DRAFT PERFORMANCE - Saturday, August 19 5:00 p.m.**

**CLASS 21 DRAFT PERFORMANCE**

- \* Grand Entry
- |            |                     |                   |
|------------|---------------------|-------------------|
| <b>Lot</b> | 1 Ladies Draft Cart | 8 Men's Pony Team |
|            | 2 Ladies Pony Cart  | 9 Mule Four       |
|            | 3 Mule Cart         | 10 Draft Four     |
|            | 4 Draft Tandem      | 11 Pony Four      |
|            | 5 Pony Tandem       | 12 Draft Six      |
|            | 6 Mule Team         | 13 Pony Six       |
|            | 7 Men's Draft Team  |                   |

**DRAFT PERFORMANCE - Sunday, August 20 9:00 a.m.**

**CLASS 21 DRAFT PERFORMANCE**

- \* Grand Entry
- |            |   |
|------------|---|
| <b>Lot</b> | 14 Men's Draft Cart   |
|            | 15 Men's Pony Cart  |
|            | 16 Youth Senior Driver Cart (15-17 yrs.)<br>Draft Heat 1, Pony Heat 2, Mule Heat 3      |
|            | 17 Youth Junior Driver Cart (14 yr. & under)<br>Draft Heat 1, Pony Heat 2, Mule Heat 3  |
|            | 18 Ladies Draft Team  |
|            | 19 Ladies Pony Team   |
|            | 20 Youth Senior Driver Team (15-17 yrs.)<br>Draft Heat 1, Pony Heat 2, Mule Heat 3      |
|            | 21 Youth Junior Driver Team (14 yrs. & under)<br>Draft Heat 1, Pony Heat 2, Mule Heat 3 |
|            | 22 Pony Unicorn   |
|            | 23 Draft Unicorn  |
|            | 24 Competition Six - Freestyle, 3 min. timed - all breeds                               |
- Lunch Break**
- |    |   |
|----|---|
| 25 | Costume Class - single or team, all breeds        |
| 26 | Pony Farm Team, exhibitors all ages               |
| 27 | Farm Team - Draft/Mule                            |
| 28 | Junior Farm Team (14 yrs. & under) Draft/Mule     |
| 29 | Egg & Spoon (Riding Game, No Saddles) -All Breeds |
| 30 | Keyhole Race                                      |

Premiums for the Draft/Pony/Mule Classes:

Class 20, Lots 1-24.....	\$18-\$16-\$14-\$12-\$10-\$8
Class 20, Lots 25, 26 .....	\$18-\$16-\$14-\$12-Participant \$5
Grand Champion \$10 and Award	
Reserve Champion \$8	
Class 21, Lots 1,2,3,14,15,16,17,29,30.....	\$40-\$35-\$30-\$25-\$20-\$15
Class 21, Lots 4,5,6,7,8,18,19,20,21,22,23,25 .....	\$65-\$60-\$55-\$50-\$45-\$40
Class 21, Lots 9,10,11,26,28.....	\$150-\$125-\$100-\$75-\$50-\$50
Class 21, Lots 12,13,24 .....	\$250-\$225-\$200-\$150-\$125-\$100
Class 21, Lots 27.....	\$200-\$175-\$150-\$125-\$100-\$75

A plaque will be awarded to the winner of the Farmer's Hitch, and will be presented by the Prestegard family in memory of Olin and Millie Prestegard.

**Pleasure and Draft Horse Show Awards sponsored by the following:**

**Minnesota Horse Breeders Association**



**Grunzke Belgians**  
 Dealer for J & L Haysavers and Steward Lite Mats



**Iowa Draft Pony Hitch Association**

**PARKING** - You may enter the fairgrounds with your trucks and trailers after 1:00pm on Friday, August 18, 2023. Please enter on the north side of the horse arena, from Austin Road, and park your rigs off to the sides to unload. We cannot congest the middle of the road as other exhibitors use this space as well. Once you have unloaded and are ready to park, you will be directed to drive west behind the barns to Elm Street, turn right onto Park Street and another right back onto Austin Road. From there you will be parked accordingly based on space provided.

**ENTRIES** - Must be submitted by Tuesday, August 1, 2023. Please submit your entries to the Fair Office or Danielle Klinkner by mail. Classes may be added once the show has started for \$5.00 per entry. Classes WILL NOT be refunded for dropped or scratched classes, unless a veterinary certificate is submitted. Ribbons will be given in all classes, up to 6th place; if you would like to donate your ribbons back to the fair, please do so after the show has completed.

**HORSE HEALTH/SAFETY** - ALL horses/mules must be vet checked and have a current NEGATIVE Coggins test to enter the fairgrounds (Health Certificates are not required for out of state animals). Please have your Coggins papers ready to submit by 9:00pm Friday, August 18, 2023 for the fair veterinarian to check Saturday morning. Please do not exercise your horses/mules on the south side of the Radel Pavilion; all animals must stay on the north side of the barns.

**STALLING** - Stalls will be assigned based on a first come, first serve basis. We will do our best to accompany your needs. Please specify if you would like tie stalls or box, how many tack stalls you would like and how many stalls you require for your horses/mules. Each hitch will receive 1 free tack stall with a \$5.00 charge for each additional.

**PREMIUMS** - Checks will be awarded after the completion of the show on Sunday or mailed to the address provided. We must have a W-9 for premiums totaling \$600 or more before checks will be mailed. ALL checks MUST BE cashed by October 1.

**NO ALCOHOLIC BEVERAGES IN THE BARN.**

**ABSOLUTELY NO SMOKING IN THE BARN.**

**ENTRY DEADLINE - TUESDAY, AUGUST 1, 2023**

**EACH EXHIBITOR STALLING AND HITCHING WILL RECEIVE A ONE TIME HITCHING BONUS OF \$20**

**STEELE COUNTY FREE FAIR DRAFT HORSE & PONY SHOW**

**DRAFT HALTER - Saturday, August 19 8:00 a.m.**

**CLASS 20 DRAFT HALTER**

- |   |   |
|---|---|
| <b>Lot</b>                                  | 1 Reg. Draft Mare yearlings and fillies |
|   | 2 Reg. Draft Mares, 2 yrs. & 3 yrs.     |
|   | 3 Reg. Draft Mares, 4 yrs. & up         |
| *Grand and Reserve Champion Reg. Draft Mare |   |
|   | 4 Draft Stallions, 2 yrs. & under       |
|   | 5 Draft Stallions, 3 yrs. & up          |
| *Grand and Reserve Champion Draft Stallion  |   |
|   | 6 John Mules, 4 yrs. & under            |
|   | 7 John Mules, 5 yrs. & up               |
| *Grand and Reserve Champion John Mule       |   |
|   | 8 Jenny Mules, 4 yrs. & under           |
|   | 9 Jenny Mules, 5 yrs & up               |
| *Grand and Reserve Champion Jenny Mule      |   |
|   | 10 Reg. Draft Geldings, 3 yrs & under   |
|   | 11 Reg. Draft Geldings, 4 yrs & up      |

The Steele County Sheriff's Posse sponsors the Lyle Anderson Herdsmanship Award for each horse division, light and draft. The criteria for the award is based on cleanliness, neatness and presentation of your stalls.



# DEPT. C - DAIRY CATTLE



**KAREN VONRUDEN**

**Superintendent**

7423 SE 18th Street, Claremont, MN 55924  
507-213-4964

**FOR HEALTH REQUIREMENTS-PAGE 48**

**TAKE NOTICE -  
ENTRIES CLOSE AUGUST 7, 2023  
OR WHEN BARN ARE FILLED**

Entry forms can be found at the web site [www.scff.org](http://www.scff.org)

**ENTRY OPTIONS**

1. It is suggested that entries be in place by **Tuesday, August 15 the opening day of the Fair**, 12:00 noon but must be in place by 5:00 p.m. Exhibit must remain through Sunday, **the closing day of the Fair**, 5:00 p.m.
2. Entries in place by Thursday 5:00 p.m., August 17, and remain through Sunday, **the closing day of the Fair**, 5:00 p.m. **The August 7 entry deadline will be firmly followed. Stalling preference will be given to those exhibitors selecting option 1.**

**DISTRICT SHOW**

**Minnesota District II Holstein Show** will be held in conjunction with the Open Class Show on Saturday, August 19, at 6:30 p.m. (Please make checks payable to I-35 Holstein Breeders.)

All entries made by exhibitors will be charged \$3.00 per head entry fee. No straw provided.

All dairy shows at the SCFF will incorporate the National Purebred Dairy Cattle Show Ring Code of Ethics. In accordance with the Code of Ethics a committee has been established to monitor compliance.

An animal owned in partnership may be entered in one partner's name, in all classes to which it is eligible, but must be shown under one ownership throughout the classes of the Fair, and the entry must carry a footnote showing the actual ownership as it appears on the Herd Book Record.

Base dates for computing age in all dairy breeds are March 1, June 1, September 1, and December 1.

**NOTE:** Registration papers must be presented by 5pm Thursday. Absolutely no papers after 5pm! (Saturday arrivals excluded)

The Fair board requests that exhibitors do not put twine strings or other trash with the manure. No parking will be permitted North of barns on Sunday starting at Noon. No tying of cattle outside anytime day or night. No smoking in cattle barns.

**PUREBRED DAIRY CATTLE**

Class No. 1 .....	Holsteins
Class No. 2 .....	Guernseys
Class No. 3 .....	Jerseys
Class No. 4 .....	Ayrshires
Class No. 5 .....	Brown Swiss
Class No. 6 .....	Milking Shorthorns

**PREMIUMS**

The following premiums will be paid in each of the previous classes:

**For Lots 2-3-4-5-6-7-8-35-36**

\$18 \$16 \$14 \$12 \$10 \$9 \$8 \$7 \$6 \$6 \$6 \$5 \$5 \$5

**For Lots 20-21-22-23-24-31-32-33-34**

\$30 \$27 \$24 \$22 \$20 \$18 \$16 \$14 \$12 \$10 \$9 \$7 \$7 \$7

**For Lots 12-46-47-48-49-50**

\$12 \$10 \$8 \$6 \$5 \$5 \$5

**For Lots 10-25-40: Rosette**

**For Lots 11-26-41-43-51-52: Ribbons**

**For Lots 42-44-45: Trophy/Rosette**

**LOTS**

**DAIRY CATTLE SHOW BASE DATES**

- | Lot No. | Base Dates   |
|---------|--|
| 1.      | Novice Calf: born between September 1, 2022 to May 31, 2023. This lot is for exhibitors 2 to 9 yrs of age and must have an adult in control of the animal. No premiums will be paid out on this lot. Limit one entry per child/one award per fair. |
| 2.      | Junior Calf: Born between March 1, 2023 to May 31, 2023.   |
| 3.      | Winter Calf: Born between December 1, 2022 and February 28, 2023.  |
| 4.      | Fall Calf: Born between September 1, 2022 and November 30, 2022.   |
| 5.      | Summer Jr. Yearling: Born between June 1, 2022 and August 31, 2022.  |
| 6.      | Spring Jr. Yearling: Born between March 1, 2022 and May 31, 2022.  |
| 7.      | Winter Sr. Yearling: Born between December 1, 2021 and February 28, 2022.  |
| 8.      | Fall Sr. Yearling: Born between September 1, 2021 and November 30, 2021.   |

10. Junior Champion Female
11. Junior Reserve Champion Female
12. Junior Best 3 Females: Must consist of 3 animals from lots 2-8. Must be bred and owned by exhibitor.
20. Milking Fall Sr. Yearling: Born between September 1, 2021 and November 30, 2021.
21. Junior 2 Year Old Cow: Born between March 1, 2021 and August 31, 2021.
22. Senior 2 Year Old Cow: Born between September 1, 2020 and February 28, 2021.
23. Junior 3 year Old Cow: Born between March 1, 2020 and August 31, 2020
24. Senior 3 Year Old Cow: Born between September 1, 2019 and February 29, 2020.
25. Intermediate Champion Female - Holstein
26. Intermediate Reserve Champion Female - Holstein
31. 4 Year Old Cow: Born between September 1, 2018 and August 31, 2019.
32. 5 Year Old Cow: Born between September 1, 2017 and August 31, 2018.
33. Aged Cow: Born before September 1, 2017.
34. #125,000 Cow: Must have produced 125,000 lbs of milk in her lifetime. Not eligible for any other lot. Proof of production must be provided.
35. Dry 3 and 4 Year Old Cow: Born between September 1, 2018 and August 31, 2020.
36. Dry Aged Cow: Born before September 1, 2018.
40. Senior Champion Female.
41. Senior Reserve Champion Female
42. Grand Champion Female
43. Grand Reserve Champion Female
44. Overall Champion - Colored Breeds
45. Best Uddered Cow: Any age and judged on udder alone. Selected from lots 20-24 and lots 31-34.
46. Best 3 Females: Must consist of 3 animals with at least one of milking age. Must be bred and owned by exhibitor.
47. Dairy Herd: Must consist of 3 cows. Must be 2 years old or over and have calved at least once. Must be owned by exhibitor.
48. Dairy Group: Consisting of 2 cows, 2 heifers and 1 of choice. Must be owned by exhibitor. Must be of one breed.
49. Produce of Dam: Must consist of 2 animals of any age born of the same cow.
50. Daughter/Dam: Must consist of 2 animals of any age. One is dam and other is daughter.

# DEPT. C - DAIRY CATTLE *CONTINUED*

60. Big Strong Bonus (4-5 Head)
61. Big String Bonus (6-9 head)
62. Big String Bonus (Over 10 head)
70. Showmanship Jr. - Ages 13 & under
71. Showmanship Sr. - Ages 14 & older

## SPECIAL AWARDS

### **PREMIER EXHIBITOR AWARD (One for Each Breed)**

This award to be made to the exhibitor winning the most money on not more than six animals shown in the single classes, and owned by the exhibitor. (Minimum of 4 animals exhibited). No awards will be presented if there is no competition. Final judgement is at the discretion of the Cattle Superintendent.

### **PREMIER BREEDER AWARD (One for Each Breed)**

This award to be made to the breeder on not more than six animals winning the most money in single classes and including animals bred by him/her, but exhibited by others. (Minimum of 4 animals exhibited). No awards will be presented if there is no competition. The final judgement is at the discretion of the Cattle Superintendent.

### **BEST HERDSMAN AWARD**

The general appearance of the cattle and barns during the Fair is important to the exhibitor, both from the standpoint of visitors going through the barns and for advertising value.

The Steele County Fair Board is awarding a plaque to the best all-around herdsman. To qualify for best herdsman award, there must be at least six head in the herd. Clover Glen Farm will provide a \$100 cash award to the top herdsman. Second and third awards will receive a \$25 gift card sponsored by Krause Feed and Balzer's IBA Dairy Supply

Best Herdsmanship Award will be based on the following criteria:

Cleanliness and neatness of stalls, cattle and helpers.

Courtesy, cooperation of herdsman & helpers.

An exhibitors' meeting will be held at Noon, Sunday, the **last day of the Fair**. Premium checks and Herdsmanship awards will be distributed. Location will be determined and announced.

Novice Class T-shirts will be sponsored by Stranshome, Owatonna, MN.

Novice Class medallions will be sponsored by ABS Global-Casey Nelson, Ellendale, MN.

Herdsmanship Judges - Gift Cards Sponsored by The Blast, Owatonna, MN.

## Dairy Cattle Department

### Sponsored By

#### Milk House Fund

Casey and Amy Nelson

Eagle Prairie Insurance-Blooming Prairie

#### Herdsmanship

Clover Glen Farm-Claremont

Krause Feed & Supply-Hope

Balzer IBA Dairy Supply-Owatonna

The Blast-Owatonna

#### Novice Calf

Stranshome-Stransky Family

ABS Global-Casey Nelson-Ellendale



ABS Global  
Casey Nelson

# Steele County Free Fair DAIRY SHOW

In addition to the regular premium schedule LISTED a bonus premium for large show strings has been established.

- Strings of 4-5 head (at least one must be a milking or dry cow) would receive a \$25 bonus premium.

- Strings of 6-9 head (at least two must be milking or dry cows) would receive a \$50 bonus premium.

- Strings of 10 head or more (at least 4 must be milking or dry cows) would receive a \$100 bonus premium.

- A "string" is defined as animals that are regular members of the same herd unit. A display that includes animals from several herds does not qualify for the bonus premium, but strings within the display may if it (they) meet the above definition.

- To be eligible for Bonus, animals must be in place by Thursday,

August 17. Animals Must Be Entered in Lots 2-8 or 20-24 or 31-36.

IF YOU HAVE ANY QUESTIONS CALL SUPERINTENDENT LISTED.

## 29th Annual

### I-35 Junior Dairy Club Show

Wednesday, August 16, 2023

12:00 Noon - Cattle Show Arena

All Breeds - Grade & Registered  
Junior Exhibitors Only

(Must be under 21 as of January 1, 2023)

Junior (non-milking) Animals Only

### Showmanship Contest

Based on last grade completed

Beginner - Grades 3-5; Intermediate - Grades 6-8;

Senior - Grades 9 and up

### "Dress Up" Yourself and Heifer Contest

Based on last grade completed

Beginner - Grades 2 and under; Intermediate - Grade 3-5

Senior Grade 6 and up

This contest will be held following the show. Award will be given to winner in each category. All participants will receive a free malt coupon.

To register, contact Amy Ostrander ([amy.demmer@yahoo.com](mailto:amy.demmer@yahoo.com)) to receive a link for entry information.

Entry deadline is Friday, August 11, 2023.

For additional information, please contact:

Amy Ostrander, 73706 170th Avenue, Hayfield, MN 55940

Sponsored by: Steele County American Dairy Association

## OPEN CLASS CATTLE JUDGING SCHEDULE

Open Class Colored Breeds  
(All breeds except Holsteins)

Friday, August 18

Starting 9:00 a.m.

and continuing through  
noon hour until completed

Open Class Holsteins in conjunction  
with Minnesota District II Holstein Show

Saturday, August 19

Showmanship at 5:30 p.m.

Lots Starting at 6:30 p.m.

# DEPT. D - SHEEP



**TONY SOMMER**  
Co-Supt.  
32138 785th Ave.  
Ellendale, MN 55026  
507-525-1013



**WADE NELSON**  
Co-Supt.  
17275 280th Ave  
New Richland, MN 56072  
507-461-1076

**Quick Reference Sheep**  
All breeding entries must be PRE\_REGISTERED with  
superintendent one week prior to entry day

LOTS

The following lots may be shown in each of the above classes:

**INDIVIDUAL, GROUP, AND CHAMPION ENTRIES**

**Lot No.**

- 1 Ram yearling
- 2 Ram Yearling Pair
- 3 Ram Senior
- 4 Ram Senior Pair
- 5 Ram Junior
- 6 Ram Junior Pair
- 7 Ewe Yearling
- 8 Ewe Yearling Pair
- 9 Ewe Senior
- 10 Ewe Senior Pair
- 11 Ewe Junior
- 12 Ewe Junior Pair
- 13 Get of sire, 4 animals under two years, either sex, all breeds and owned by the exhibitor

MARKET TYPE CLASSES

Class No. 12      Market Type

LOTS

The following lots may be shown in market type class:

- 17 Wether
- 18 Ewe
- 19 White Face
- 20 Speckle
- 21 Champion (first place animals)

PREMIUMS

**INDIVIDUAL ENTRIES** (Sliding Scale) Lots 1, 3, 5, 7, 9, 11, 17, 18, 19, 20

4 or less entries	\$12	\$10	\$8	\$7											
5 or 6 entries	\$14	\$12	\$10	\$9	\$8	\$7									
7 or 8 entries	\$16	\$14	\$12	\$10	\$9	\$8	\$7	\$6							
9 or 10 entries	\$18	\$16	\$14	\$12	\$10	\$9	\$8	\$7	\$6	\$5					
11 plus entries	\$20	\$18	\$16	\$14	\$13	\$12	\$10	\$9	\$8	\$7	\$6	\$5			

**GROUP ENTRIES** (Sliding Scale) Lots 2, 4, 6, 8, 10, 12, 13

2 or less entries	\$12	\$10													
3 or 4 entries	\$14	\$12	\$10	\$9											
5 or 6 entries	\$16	\$14	\$12	\$10	\$9	\$8									
7 plus entries	\$18	\$16	\$14	\$12	\$10	\$9	\$8	\$7	\$6	\$5					

Rosette

Premier Champion Overall of individual      EWE, RAM, MKT

GENERAL INFORMATION

- All breeding entries must be PRE-REGISTERED with superintendent one week prior to entry day
- Pens will be assigned by superintendent on a first come first served basis, according to pre-registration date.
- Entry Fees: Breeding Show - \$2.00/head  
Market Show - \$20.00/head
- Pen charge is \$2.50 per pen
- All sheep must have a Scapies tag
- Breeding Sheep must be in place Monday, August 14 by 5 p.m.
- Show on Wednesday, August 16 @ 2:00 p.m. in Foundation Building
- All animals will be released after show. Please load out on south end of Foundation Building, enter from 18th Street and exit onto Austin Road.
- Each exhibitor is limited to two cash prizes in any LOT
- Registration papers must be presented at check-in time

BASIC DATES FOR COMPUTING ENTRIES

The basic dates for computing individual entries will be as follows:

**Yearling**

One year old and under two years

**Shropshires - Southdowns - Cheviots - Baby Dolls**

Senior Lambs born on or before Feb. 15

Junior Lambs born Feb. 16 or after

**Hampshire - Suffolk - Dorsets**

Senior Lambs born on or before Dec. 31

Junior Lambs born Jan. 1 or after

**Columbia**

Senior Lambs born on or before Jan. 31

Junior Lambs born Feb. 1 or after

BREEDING CLASSES

- Class No. 1 ..... SHROPSHIRE
- Class No. 2 ..... SOUTHDOWNS
- Class No. 3 ..... HAMPSHIRE
- Class No. 4 ..... SUFFOLK
- Class No. 5 ..... CHEVIOTS
- Class No. 6 ..... DORSET
- Class No. 7 ..... BABYDOLLS
- Class No. 8 ..... COLUMBIA
- Class No. 9 ..... Other Wool Breeds/Wool Cross Breed
- Class No. 10 ..... Other Meat Breeds/Meat Cross Breed
- Class No. 11 ..... Wether type breeding ewe

# DEPT. E - MEAT GOATS

**SEAN HUGHES**  
**Superintendent**  
 5300 Austin Road  
 Owatonna, MN 55060  
 507-456-1400

## Quick Reference Meat Goats

All breeding entries must be PRE-REGISTERED by Monday, August 7th.

### GENERAL INFORMATION

All breeding entries must be PRE-REGISTERED by Monday, August 7th.

Entry Fees: Breeding Show - \$5.00/head Market Show - \$10.00/head

Pen Fees: \$2.50 per pen. Pens will be assigned by superintendent. Bedding will not be provided.

**ALL ENTRIES MUST BE SENT WITH THE ENTRY FORM OR EXHIBITOR WILL NOT BE ALLOWED TO REGISTER AND WEIGH IN.**

Breeding goats must be in place Saturday, August 19th by 3:00 p.m. - Sharp. Breeding Market goats must be in place between 1:00 p.m. and 3:00 p.m. on Saturday, August 19th.

**NEW SHOW DATE: SATURDAY, AUGUST 19 - 5:00 p.m.**

Enter and exit from 18th Street. Release: 1 hour after the completion of the show. Please load out on south end of Foundation Building. **PENS MUST BE CLEANED OUT.**

1. This is an Open Meat Goat show (Unsanctioned). Meat Goats may be any breed or cross, registered or unregistered.
2. Bucks will not be shown.
3. All animals will be subject to veterinary inspection prior to show. No abscesses, ringworm, soremouth, or other contagious diseases will be allowed.
4. A certificate of veterinary inspection or interstate health certificate that includes a Scrapie Premise ID number from your state shall accompany all out-of state animals.
5. MN animals are to be in compliance with the State on MN Board of Animal Health Scrapies ID Program. For more information or to obtain a premise ID number contact 1-866-873-2824.
6. Age requirements.
  - Junior Division - Does born Aug. 20, 2022 - Aug. 19, 2023
  - Yearling Division - Does born Aug. 20, 2021 - Aug. 19, 2022
  - Senior Division - Does born on or before Aug. 19, 2021
7. Superintendent may split lots as necessary.
8. All animals should be fitted and clean for the show. All market wethers and market does must be slick shorn above knees and hocks.

Class 1 - Does: Commercial

Class 2 - Does Full Blood/Percentage (papered)

### BREEDING DOE SHOW

Note changes in lot numbers and birthdates.

Lot

1. Doe Kids, 0 - under 3 months - 5/20/23-8/19/23
2. Doe Kids, 3 - to under 6 months - 2/20/23 - 5/19/23
3. Doe Kids, 6 to under 9 months - 11/20/22 - 2/19/23
4. Doe Kids, 9 to under 12 months - 8/20/22 - 11/19/22
5. Junior Division Champion

6. Yearling Does, 12 to under 16 months - 4/20/22 - 8/19/22
7. Yearling Does, 16 to under 20 months - 12/20/21 - 4/19/22
8. Yearling Does, 20 to under 24 months - 8/20/21 - 12/19/21
9. Yearling Division Champion
10. Two Year Old Does, 24 to under 36 months - 8/20/20 - 8/19/21
11. Aged Does, 36 plus months, Born on or before 8/19/20
12. Senior Division Champion
13. Class Grand Champion
14. Over- all Grand Champion Breeding Doe from Class 1 & 2

### PREMIUMS

**INDIVIDUAL ENTRIES** (Sliding Scale) Lots 1, 2, 3, 4, 6, 7, 8, 10, 11

4 or less entries	\$12	\$10	\$8	\$7					
5 or 6 entries	\$14	\$12	\$10	\$9	\$8	\$7			
7 or 8 entries	\$16	\$14	\$12	\$10	\$9	\$8	\$7	\$6	
9 or 10 entries	\$18	\$16	\$14	\$12	\$10	\$9	\$8	\$7	\$6
11 plus entries	\$20	\$18	\$16	\$14	\$13	\$12	\$10	\$9	\$8

**Ribbons/Rosette** - Lots 5, 9, 12, 13, 14

### JACKPOT MARKET SHOW

- \$10 entry fee - paid at time of weigh-in
- Entry fee paid out in Jackpot/No fair premium paid
- Market goats will be split into two or more classes based on weight
- These animals and number entries may arrive on Saturday, August 19th between 1:00 p.m. and 3:00 p.m.
- Market Show - Market goats must be born on or after and can be market wethers or market does.

### JACKPOT MARKET GOATS

Dairy Market Goat (wether) - Lt Wt.

Dairy Market Goat (wether) - Middle Wt.

Dairy Market Goat (wether) - Hvy Wt.

Champion Dairy Market Wether      Market Doe - Lt. Wt.

Market Wether - Lt Wt.      Market Doe - Middle Wt.

Market Wether - Middle Wt.      Market Doe - Hvy Wt.

Market Wether - Hvy Wt.      Market Doe - X-Hvy Wt.

Market Wether - X-Hvy Wt.      Champion Doe

Champion Wether      Overall Champion Market Goat

### Overall Jackpot Market Champion Sponsors

**\$100 Cash Award**

**Geneva Meats**

### SHOWMANSHIP

Sponsored by:

Ahrens Family Boer Goats,

Wild Crocus Farm-Jim Arthur

Chestnut Acres-Tami & Sean Hughes

PEEWEE - Completed 2nd grade & under

JR - Completed grades 3-5

SR - Completed grades 6 and up

### ADULT JACKPOT

- \$10 entry fee - paid at check-in
- Enter yourself or another adult
- Cannot be eligible for other showmanship classes
- Winner take all!

# DEPT. F - GRAINS AND GRASSES

**PAT KING**  
**Superintendent**  
 9322 Dodd Road  
 Killkenny, MN 56052  
 507-456-3188

## Quick Reference Grains & Grasses

The Grains and Grasses Department requires pre-registration. **ONLINE ENTRIES are preferred. Entry deadline is the Friday prior to the SCFF. Additions or deletions to pre-registration forms will be made on the day of entry.**

### 2023 SHEAF GRAIN – CLASS NO. 3

Sheaf grains must be 3 inches in diameter at the center band.

**Lots**

- |   |               |   |          |
|---|---------------|---|----------|
| 1 | Wheat, Winter | 5 | Flax     |
| 2 | Wheat, Spring | 6 | Barley   |
| 3 | Oats, Early   | 7 | Rye      |
| 4 | Oats, Late    | 8 | Soybeans |

### 2023 GRASSES – CLASS NO. 4

Sheaf grasses must be 3 inches in diameter at the center band. All sheafs dried. Tied at least 3 times or cured. No fresh cut.

**Lots**

- |   |            |   |                             |
|---|------------|---|-----------------------------|
| 1 | Alfalfa    | 5 | Timothy                     |
| 2 | Red Clover | 6 | Phalaris, Canary Reed Grass |
| 3 | Red Top    | 7 | Orchard Grass               |
| 4 | Alysike    | 8 | Brome Grass                 |

### 2023 BALED HAY – CLASS NO. 5

Hay must be baled – Full section of bale 12-inches long – Tied Twice

**Lots**

- 1 Alfalfa
- 2 Red Clover
- 3 Legume Grass

### 2023 HAYLAGE – CLASS NO. 6

Haylage made from Legumes or Legumes and Grasses. Put in storage with 50 percent moisture or less. **MUST** be exhibited in clear plastic 1 gal. Ziplock bag.

### 2023 GREEN STALK CORN – CLASS NO. 7

Stalk must be in good condition with at least six inches of root attached. Root must be wrapped. Premiums will be awarded for Best Single Stalk with ear attached.

**Lot 1**

### 2023 GREEN HILL CORN – CLASS NO. 8

Stalk and roots must be in good condition with at least six inches of root attached. Root should be wrapped. Premiums will be awarded for Best Hill Stalk with corn attached.

**Lot 1**

### CLASS NO. 9

**Lots**

1. Longest ear of corn - 2022
2. Longest ear of corn - 2023
3. Tallest stalk of corn - 2023
4. Soybean Stalk with the most pods - 2023

### PREMIUMS

Class No. 1 .....	\$6.00	\$4.00	\$2.00
Class No. 2 .....	\$6.00	\$4.00	\$2.00
Class No. 3 .....	\$6.00	\$4.00	\$2.00
Class No. 4 .....	\$6.00	\$4.00	\$2.00
Class No. 5 .....	\$6.00	\$4.00	\$2.00
Class No. 6 .....	\$6.00	\$4.00	\$2.00
Class No. 7 .....	\$6.00	\$4.00	\$2.00
Class No. 8 .....	\$6.00	\$4.00	\$2.00
Class No. 9 .....	\$6.00	\$4.00	\$2.00

Entries should be pre-registered by August 11.  
 Entries will be accepted between 10:00 am and 5:00 pm on the Monday, August 14 the day before opening day of the fair.

Entries may be picked up between 10:00 a.m. and 12:00 p.m. on Monday, August 21 the day after the fair.

Email: tapper0051@yahoo.com

**NOTICE: Two or more persons in the same family cannot exhibit the same articles in the same class.**

### CONTEST RULES

1. Entries must be raised by the exhibitor.
2. No premiums must be given on any specials.
3. Entries will be Monday, August 14 from 10:00 a.m. until 5:00 p.m. Pick up entries & check on Monday, August 21 from 10:00 a.m. to 12:00 p.m. Entries should be pre-registered and can be registered online at scff.org.
4. Champion ribbons and a \$5.00 premium will be awarded to best exhibit in Classes No. 1, 2, 3, 4, 5, 6, 7, 8, and 9.
5. One grand champion over all. Champion ribbons and \$10.00 Premium.

Grains and Grasses Department Sponsored by



### CLASSES

#### CORN – CLASS NO. 1

Early, Hybrid – must be 100 day or less; Late, Hybrid – must be 105 day or more. Exhibit judged on uniformity.

**Lots**

- 1 10 ears, Early Hybrid, 2023
- 2 10 ears, Early Hybrid, 2022
- 3 10 ears, Late Hybrid, 2023
- 4 10 ears, Late Hybrid, 2022
- 5 10 ears, Early Sweetcorn, 2023
- 6 10 ears, Late Sweetcorn, 2023
- 7 10 ears, White Popcorn, 2022
- 8 10 ears, Yellow Popcorn, 2022
- 9 10 ears, Any Popcorn, 2023
- 10 10 ears, Indian Corn, 2022

#### SMALL GRAINS – CLASS NO. 2

##### 2022-2023 – 3 qts

Have exhibit free of all foreign materials. Uniform size.

**Lots**

- |                           |                              |
|---------------------------|------------------------------|
| 1 Shelled Corn            | 10 Barley, Stander           |
| 2 Wheat - Winter          | 11 Barley, Any other Variety |
| 3 Wheat - Spring          | 12 Soybeans, Glenwood        |
| 4 Rye - Winter            | 13 Soybeans Other            |
| 5 Oats, Gem               | Public Variety               |
| 6 Oats, Dane              | 14 Soybeans, Other Private   |
| 7 Oats, Any other Variety | Variety                      |
| 8 Belle-Oats              | 15 Soybeans, Any Other       |
| 9 Oats, Jerry             | Variety                      |

# DEPT. G - VEGETABLES



**CAROL RYPKA**

**Co-Supt.**

2944 Rose St.  
Owatonna, MN 55060  
507-451-0379



**MARK RYPKA**

**Co-Supt.**

2944 Rose St,  
Owatonna, MN 55060  
507-451-0379

## ATTENTION PLEASE READ ALL RULES

- Entries will be accepted between 10:00 a.m. and 5:00 p.m. on **Monday** the day before the OPENING DAY OF THE FAIR.  
**NOTE: Class 11 may be entered by 8:30 a.m. on Tuesday, if the exhibitor wishes.**
- Entries may be picked up on Monday, the day after the fair from 10:00 a.m.-12:00 p.m.
- All vegetables **MUST** be grown by the exhibitor.
- Only one entry per family will be allowed in the same lot, unless any other member of the family has a separate garden plot.
- Any entry, not having the exact number as specified in each lot, will be disqualified.
- Vegetables in each entry should be uniform in size, shape, color, properly trimmed and cleaned, in usable stage of maturity, and free from disease, defects, and blemishes.
- Co-Superintendents of this department **reserve** the right to dispose of any vegetable during the fair that shows sign of spoilage, wilting, or damage.
- The Vegetable Department requires pre-registration. ONLINE ENTRIES are preferred. Entry deadline is the Friday prior to the SCFF. Additions or deletions to pre-registration forms will be made on the day of entry.

## PREMIUM AWARDS

- |   | <u>1st-Blue</u> | <u>2nd-Red</u> | <u>3rd-White</u> |
|---|-----------------|----------------|------------------|
| 1. For Classes 2, 11  | \$6.00          | \$4.00         | \$3.00           |
| 2. For Classes 1, 3, 4, 5, 6, 7, 8, 9   | \$4.00          | \$3.00         | \$2.00           |
| 3. For Class 10 (1st place only)  | \$4.00          | n/a            | n/a              |
| 4. For Classes 1, 2, 3, 4, 5, 6, 7, 8, 9 and 11 a ribbon and \$10.00 will be awarded to the champion exhibit and a ribbon and \$5.00 will be awarded to the reserve champion exhibit. |                 |                |                  |
| 5. Grand Champion ribbon and a \$20.00 gift certificate, donated by Cash Wise, will be awarded to the best overall entry.   |                 |                |                  |

## CLASS 1 - POTATOES

Potatoes may be washed but not skinned, and should be free of scabs. Display of 10 tubers is required, display box is provided.

### Lot No.

- |                            |                                     |
|----------------------------|-------------------------------------|
| 1 All Blue                 | 5 Red Pontiac                       |
| 2 Kennebec                 | 6 Yukon Gold                        |
| 3 Russet (specify variety) | 7 Any other red (specify variety)   |
| 4 Red Norland              | 8 Any other white (specify variety) |

## CLASS 2 - DISPLAY OF VEGETABLES

Display should consist of at least 6 different vegetables from one garden. Labeling should include name and variety of vegetables entered. Display box, size 12 x 22 inches, provided.

Entries will be judged as follows:

Quality.....	50 points	Variety .....	15 points
Arrangement.....	25 points	Labeling.....	10 points

### Lot No.

- Adult Display - age 18 and over
- Youth Display - thru age 17

## CLASS 3 - ROOT CROPS

Trim tops of most root crops to 1 1/4 inch, side roots may be trimmed off but not the tap root.

### Lot No.

- Beets - 5 specimens
- Carrots, slender - 5 specimens

## Quick Reference Vegetables

The Vegetable Department requires pre-registration. ONLINE ENTRIES are preferred. Entry deadline is the Friday prior to the SCFF. Additions or deletions to pre-registration forms will be made on the day of entry.

- Carrots, blocky - 5 specimens
- Parsnips - 5 specimens
- Radishes- 3 specimens
- Rutabagas - 3 specimens
- Sweet Potatoes - 3 specimens
- Turnips - 3 specimens
- Any other root crop - 3 specimens (specify variety)

## CLASS 4 - GREENS AND SALAD CROPS

BROCCOLI - Stems cut about 5 inch from top of head, avoid yellow flowers.

CABBAGE - Stems cut 1/4 inch below head, keep about 4 wrapper leaves.

CAULIFLOWER - Stems cut so as to leave 3 or 4 leaves.

CELERY - Remove roots of stalk and display with top.

SWISS CHARD - Trim off diseased and broken leaves until color is uniform.

### Lot No.

- Broccoli - 1 head
- Brussels Sprouts - 10 sprouts
- Cabbage, flat - 1 head
- Cabbage, red - 1 head
- Cabbage, round - 1 head
- Cauliflower - 1 head
- Celery - 1 stalk
- Parsley - 1 potted plant
- Swiss Chard - 1 plant, root removed
- Any other green or salad crop (specify variety)

## CLASS 5 - LEGUME CROPS

Stem ends should remain on the pods.

### Lot No.

- Green snap beans - 10 pods
- Purple snap beans - 10 pods
- Yellow wax beans - 10 pods
- Lima beans - 10 pods
- Pole beans - 10 pods
- Okra - 6 pods
- Peapods, 10 pods
- Peapods, edible - 10 pods
- Any other - 6 specimens (specify variety)

## CLASS 6 - VINE CROPS

Keep stems uniform to at least 1/4 to 1/2 inch. Pumpkin stem cut at 2-3 inches.

### Lot No.

- Melon, green flesh - 1 specimen
- Melon, orange flesh - 1 specimen
- Cucumber, Burpless, 3 specimens
- Cucumber, pickling, 2 to 3 inches - 8 specimens
- Cucumber, pickling, 3 to 5 inches - 6 specimens
- Cucumber, slicing - 3 specimens
- Cucumber, ripe - 2 specimens
- Pumpkin, Miniature "Jack-Be-Little" - 3 specimens
- Pumpkin, Small pie - 1 specimen
- Pumpkin, Carving type - 1 specimen
- Watermelon, oblong - 1 specimen
- Watermelon, round - 1 specimen
- Any other vine crop (specify variety)

## CLASS 7 - SQUASH

Keep stems uniform to 1-2 inches

### Lot No.

- Squash, Acorn - 1 specimen
- Squash, Banana - 1 specimen
- Squash, Buttercup - 1 specimen

# DEPT. G - VEGETABLES *CONTINUED*

- 4 Squash, Butternut - 1 specimen
- 5 Squash, Crookneck - 2 specimens
- 6 Squash, Hubbard - 1 specimen
- 7 Squash, Patty Pan - 2 specimens
- 8 Squash, Spaghetti - 1 specimen
- 9 Squash, Zucchini - 2 specimens
- 10 Any other squash - 1 specimen (specify variety)

## CLASS 8 – BUSH CROPS

PEPPERS AND EGGPLANT - Stems uniform between 1/2 and 1 inch.  
TOMATOES - Stems removed.

### Lot No.

- 1 Eggplant, purple - 1 specimen
- 2 Eggplant, white - 1 specimen
- 3 Peppers, Chili, green - 5 specimens
- 4 Peppers, Chili, red - 5 specimens
- 5 Peppers, Jalapeno - 5 specimens
- 6 Peppers, Sweet Banana - 4 specimens
- 7 Peppers, Sweet Bell, green - 4 specimens
- 8 Peppers, Sweet Bell, red - 4 specimens
- 9 Any other pepper - 5 specimens (specify variety)
- 10 Tomatoes, Cherry - 10 specimens
- 11 Tomatoes, Red - 4 specimens
- 12 Tomatoes, Paste - 4 specimens
- 13 Tomatoes, Yellow - 4 specimens
- 14 Tomatoes, Yellow pear - 10 specimens
- 15 Tomatoes, Grape - 10 specimens
- 16 Any other bush crop - (specify variety)

## CLASS 9 – OTHER CROPS

KOHLRABI - Top 4 to 6 leaves trimmed to 1/2 inch. Roots removed just below the ball.

ONIONS - Pull onions prior to fair opening, so stems can be dry and cut to 1 inch length. Rub clean.

SWEET CORN - Allow a short shank, and only 2 or 3 outer leaves removed.

### Lot No.

- 1 Dill, 8 inch stem - 3 heads
- 2 Garlic - 5 bulbs
- 3 Garlic, other - 5 specimens
- 4 Gourds, mixed - 6 specimens
- 5 **Herb - 1 potted plant, labeled**
- 6 **Herbs - potted display consisting of at least 3 different varieties, labeled**
- 7 Kohlrabi, purple - 4 specimens
- 8 Kohlrabi, white - 4 specimens
- 9 Onions, Pickling - 8 specimens
- 10 Onions, Shallots - 8 specimens
- 11 Onions, Red - 4 specimens
- 12 Onions, White - 4 specimens
- 13 Onions, Yellow - 4 specimens
- 14 Onions, Bunching, with tops - 4 specimens
- 15 Onions, Leeks, with tops - 4 specimens
- 16 Any other onion - 4 specimens (specify variety)
- 17 Sunflower - 1 head
- 18 Sweet Corn, bi-color - 4 ears
- 19 Sweet Corn, yellow - 4 ears
- 20 Any other vegetable crop (specify variety)

## CLASS 10 – LARGEST SPECIMEN

### Lot No.

- |               |               |
|---------------|---------------|
| 1 Beet        | 10 Pepper     |
| 2 Broccoli    | 11 Potato     |
| 3 Cabbage     | 12 Pumpkin    |
| 4 Cantaloupe  | 13 Rutabagas  |
| 5 Carrot      | 14 Squash     |
| 6 Cauliflower | 15 Tomato     |
| 7 Cucumber    | 16 Turnip     |
| 8 Kohlrabi    | 17 Watermelon |
| 9 Onion       |               |

## CLASS 11 – NOVELTY CLASS

Judging is based on the following scale:

Creativity.....20 Points	Originality.....20 Points
Color Harmony.....20 Points	Design.....20 Points

Use of fair theme.....20 points

## TABLE CENTERPIECE ARRANGEMENT

Arrangement should include 4 or more garden-grown vegetables with a suitable container or base, not to exceed 24 inches. Herbs may be included, but no flowers. General rules for vegetables will apply, except for required number of specimens allowed.

## GARDEN CREATURES

Garden Creatures must be created to include at least 6 vegetables.

## PAINTED JACK-O-LANTERN

## SCARRED JACK-O-LANTERN

Scarring is healed over cuts made on a pumpkin in the field.

### Lot No.

- 1 Table Centerpiece Arrangement - Adult Display - age 18 and over
- 2 Table Centerpiece Arrangement - Youth Display - thru age 17
- 3 Garden Creatures - Adult Display - age 18 and over
- 4 Garden Creatures - youth Display - thru age 17
- 5 Painted Jack-O-Lantern - Adult Display - age 18 and over
- 6 Painted Jack-O-Lantern - Youth Display - thru age 17
- 7 Scarred Jack-O-Lantern - Adult Display - age 18 and over
- 8 Scarred Jack-O-Lantern - youth Display - thru age 17

Vegetable Department Sponsored by



**FoamCraft**  
Packaging Inc.

Quality Packaging Products & Services

## Fair Facts

- ◆ Over 100 Food Stands
- ◆ 40 Rides on the Midway
- ◆ 7000 Exhibitors
- ◆ 300 Indoor Vendor Booths

Check out the  
Steele County Free  
Fair  
On Facebook

# DEPT. H - FLOWERS



**MICHELE WARNER**  
Co-Superintendent  
4864 SE 34th Ave.  
Owatonna, MN 55060  
507-573-1169



**KATHY FLICEK**  
Co-Superintendent  
3827 24th Ave. NE  
Owatonna, MN 55060  
kathyaf44@gmail.com

**\*SPECIAL NOTE\*\* Wednesday Exhibitors may enter the fair grounds at the "Reserved Parking Only" entrance (directly across from Hy-Vee) along So. Cedar Ave. to unload exhibits. There is a 15-minute parking space designated for this purpose. You may also call the fair office for assistance from this parking lot. 451-5305**

## RULES & REGULATIONS

- One entry per person per lot
- Exhibitors should use extra care to enter their exhibit in the proper class, with the exact number of specimens or stems called for. The judges must disqualify the exhibit if this rule is not followed.
- Where there is but one entry in a class and the specimen is such as not to merit as first premium award, second prize money may be paid. No prize money will be paid for inferior specimens.
- No prize money will be paid to any class not listed in the premium book.
- The Association will supply containers for gladiolus specimens only and will not be held responsible for loss of private vases, baskets, etc. Reasonable care and diligence will be exercised by the Association at all times to protect private property of the exhibitor.
- The Association reserves the right to have the Superintendent of Flowers remove from display any exhibits which have become unsightly or unfit for display.
- The following score card will be used in judging arrangements:
 

Design .....	25 points
Color Harmony .....	25 points
Distinction and Originality .....	20 points
Conformity to Schedule or Theme .....	10 points
Condition of Material .....	20 points
<b>Total .....</b>	<b>100 points</b>
- After judging has been completed, exhibitors may place their name on their exhibit.
- Exhibitors desiring to reclaim their entries, such as containers, vases, etc., must do so between **5-8 pm Sunday**, THE CLOSING DAY OF THE FAIR OR MONDAY FROM **4-6 pm** UNLESS SPECIAL ARRANGEMENTS HAVE BEEN MADE.
- The Flower Dept. Building will open Tuesday at noon and everyday after at 11:00 a.m.
- Exhibits will be closed off during judging.
- Your winning certificates must be used 60 days after receiving them or will be void.
- Your winning certificates are not good with any other offers or coupons.

Flower Department Sponsored by

**OWATONNA  
RV SERVICES**

## ATTENTION:

**PRE-REGISTRATION IS REQUIRED FOR EVERY ENTRY.** The Fair must receive your pre-registration form (the form may be found in this book or online at [www.scff.org](http://www.scff.org)) by August 4, 2023. You may mail your form, deliver it to the fair office or submit it on line at [scff.org](http://scff.org). Only entries that have been pre-registered will be accepted. Please remember that you are not obligated, or in anyway required to enter what you have pre-registered.

Again this year the entry and judging of the potted plants, glads, roses and garden flowers on **MONDAY, AUGUST 14, 2023**. This is the day before the first day of the fair. These entries will be accepted from Noon to 7:00 p.m. on Monday the 15th. Thank you and please remember to **PRE-REGISTER!**

### MONDAY SHOW - AUGUST 14, 2023

The following entries will be taken at the Flower Building, Monday, from Noon to 7:00 p.m.

#### CLASS 1 - Gladiolus, single spike display

(Class 1 is open to all Exhibitors)

1st Prize - \$4.00; 2nd - \$3.00; 3rd - \$2.00

#### LOT

- Gladiolus, any color, 1 spike - 100 size, (under 2-1/2" width of bloom)
- Gladiolus, any color 1 spike - 200 size, (2-1/2" - 3-1/2" width of bloom)
- Gladiolus, any color, 1 spike - 300 size, (3-1/2" - 4-1/2" width of bloom)
- Gladiolus, any color, 1 spike - 400 size, (4-1/2" - 5-1/2" width of bloom)
- Gladiolus, any color, 1 spike - 500 size, (5-1/2" and larger width of bloom)

GLADIOLUS GRAND CHAMPION - \$25 Gift Card from *Fareway*  
GLADIOLUS RESERVE CHAMPION - \$10.00 Gift Card from *Hy-Vee*

### MONDAY SHOW - AUGUST 14, 2023

The following entries will be taken at the Flower Building, Monday from Noon to 7:00 p.m.

#### Class "2" Rose Display

(Class 2 is open to all exhibitors)

1st Prize - \$4.00; 2nd Prize - \$3.00; 3rd Prize - \$2.00

LOT (Please include the variety name and leave foliage on the stem)

- Rose, Hybrid tea, white, 1 specimen
- Rose, Hybrid tea, pink or pink blend, 1 specimen
- Rose, Hybrid tea, yellow or yellow blend, 1 specimen
- Rose, Hybrid tea, red or red blend, 1 specimen
- Rose, Hybrid tea, any other color, 1 specimen
- Rose, Floribunda, light color, 1 spray, not disbudded
- Rose, Floribunda, dark color, 1 spray, not disbudded
- Rose, Grandiflora, light color, suitable specimen
- Rose, Grandiflora, dark color, suitable specimen
- Rose, any other, any color
- Rose, Miniature, any color, 1 spray

ROSE GRAND CHAMPION - \$25.00 Gift Certificate from *Fareway*  
ROSE RESERVE CHAMPION - \$20.00 Gift Certificate from *Souba's*



# DEPT. H - FLOWERS *CONTINUED*

## MONDAY SHOW – AUGUST 14, 2023

The following entries will be accepted from Noon to 7:00 p.m. on Monday at the Flower Building. Exhibitors must furnish a clear/non-colored container for each entry. The stem below the water line must be free of leaves. Flower stems should be uniform in length and leave foliage on stems.

### CLASS 3 – Garden Flowers (Annuals)

(Class "3" is open to all exhibitors)

1st Prize - \$4.00 - 2nd Prize - \$3.00 - 3rd Prize - \$2.00

- 1 Ageratum, 3 stems
- 2 Aster, single or double, 3 blooms
- 3 Begonias, wax, 3 stems
- 4 Begonias, tuberous, 3 stems
- 5 Calendula, 3 blooms
- 6 Calla lily, 3 stems
- 7 Canna
- 8 Celosia, crested cox comb, 2 stems
- 9 Celosia, plumed, 2 stems
- 10 Cleome, 1 stem
- 11 Coleus, 1 variety, 3 stems
- 12 Cosmos, 1 variety, 3 stems
- 13 Impatiens, single, 3 sprays
- 14 Impatiens, double, 3 sprays
- 15 Impatiens,, New Guinea, 3 sprays
- 16 Sun Impatiens
- 17 Larkspur, 3 spikes
- 18 Marigold, over 3" in diameter, 3 blooms
- 19 Marigold, 2-3", 3 blooms
- 20 Marigold, under 2", 5 blooms
- 21 Nasturtium, single or double, 5 blooms
- 22 Pansies, 3 blooms
- 23 Petunia, single, 1 variety, 3 sprays
- 24 Petunia, double, 1 variety, 3 sprays
- 25 Petunia, wave, 1 variety, 3 sprays
- 26 Phlox (annual), 1 variety, 3 stems
- 27 Salvia, 1 variety, 3 branches
- 28 Snapdragon, 3 spikes
- 29 Statice, 1 variety, 3 stems
- 30 Strawflower, 3 stems
- 31 Sunflower
- 32 Torenia - 3 sprays
- 33 Verbena, 3 stems
- 34 Vinca, 5 stems
- 35 Viola, 5 stems
- 36 Zinnia, 3" over diameter, 1 variety, 3 stems
- 37 Zinnia, under 3", 1 variety, 3 stems
- 38 Mixed Zinnia's, 4 different colors & variety
- 39 Any other specimen blooming not listed above greater than 3" diameter, 1-3 stems, must be named.
- 40 Any other specimen blooming not listed above less than 3", 1-3 stems, must be named.

**GARDEN FLOWER GRAND CHAMPION** - \$25.00 Gift Certificate from *Fareway*

**GARDEN FLOWER RESERVE CHAMPION** - \$20.00 Gift Certificate from *Souba's*

### CLASS 4 – Garden Flowers (Perennials)

(Class "4" is open to all exhibitors)

Entries will be accepted on Monday, August 14, 2023 from Noon until 7:00 p.m.

1st Prize - \$4.00 - 2nd Prize - \$3.00 - 3rd Prize - \$2.00

- 1 Achillea, 3 stems
- 2 Baby's Breath (Gypsophilia), 1 stem
- 3 Balloon Flower (Platycodon), 1 stem
- 4 Black-eyed Susan (Rudbeckia), over 3" dia., 1 stem
- 5 Black-eyed Susan (Rudbeckia), under 3" diam., 1 stem
- 6 Black-eyed Susan (Rudbeckia) over 3" 1 Bloom
- 7 Black-eyed Susan (Rudbeckia) under 3" 1 Bloom
- 8 Campanula, 3 stems
- 9 Carnation, 3 stems
- 10 Chrysanthemum
- 11 Coral Bells, 3 stems - flower only
- 12 Coral Bells, 3 stems - foliage only
- 13 Coneflower, 1 stem
- 14 Coreopsis, 3 stems/1 spray

- 15 Daisy, Gloriosa, 3 stems
- 16 Daisy, Shasta, 3 stems
- 17 Daisy, any other, must name, 3 stems
- 18 Delphinium, 1 spike
- 19 Eupatorium
- 20 Any foliage under 3" in width - must be named
- 21 Any foliage over 3" in width - must be named
- 22 Flowering Vine or Shrub - must be named
- 23 Gaillardia, 3 stems
- 24 Heliopsis, 3 stems
- 25 Lily, Day, 1 stem
- 26 Lily, Oriental, 1 stem
- 27 Lily, Tiger, 1 stem
- 28 Monarda, 3 stems
- 29 Ornamental grasses, 3 stems
- 30 Phlox, 3 stems
- 31 Russian Sage (Pervoskia), 1 stem
- 32 Salvia, 3 branches
- 33 Scabiosa, 3 stems
- 34 Tall Sedum
- 35 Veronica, 3 stems
- 36 Any other specimen not listed above greater than 3" diameter, 1-3 stems, must be named
- 37 Any other specimen not listed above less than 3" diameter, 1-3 stems, must be named.

Garden Flower Class "4" Grand Champion - \$25.00 Chamber Bucks from *Owatonna Garden Club*

Garden Flower Class "4" Reserve Champion - \$25 Gift Card from *Fareway*

### CLASS 5 – DAHLIA

Class "5" is open to all exhibitors

Entries will be accepted on Monday, August 14, 2023 from Noon until 7:00 p.m.

1st Prize - \$4.00 - 2nd Price - \$3.00 - 3rd Prize - \$2.00

- 1 Dahlia, over 8" diameter, 1 stem
  - 2 Dahlia, 6-8" diameter, 1 stem - must include foliage
  - 3 Dahlia, 4-6" diameter, 1 stem - must include foliage
  - 4 Dahlia, 2-4" diameter, 1 stem - must include foliage
  - 5 Dahlia, under 2" diameter, 1 stem - must include foliage
- Dahlia Grand Champion - Private Donor - \$25 Chamber Bucks  
Dahlia Reserve Champion - \$10 Gift Card - El Tequila

### CLASS 6 – HOSTAS

Class "6" is open to all exhibitors

Entries will be accepted on Monday, August 14, 2023 from Noon until 7:00

1st Prize - \$4.00 - 2nd Prize - \$3.00 - 3rd Prize - \$2.00

- 1 Hosta leaves, solid, large over 5" wide, 1 leaf
  - 2 Hosta leaves, solid, medium 3"-5" wide, 2 leaves same variety
  - 3 Hosta leaves, solid, small under 3" wide, 2 leaves same variety
  - 4 Hosta leaves, variegated, large over 5" wide, 1 leaf
  - 5 Hosta leaves, variegated, medium 3"-5" wide, 2 leaves, same variety
  - 6 Hosta leaves, variegated, small under 3" wide, 2 leaves, same variety
- Hosta Grand Champion - \$20 Chamber Bucks by Master Gardners  
Hosta Reserve Champion - \$10 Gift Card - El Tequila

### POTTED PLANTS - Class 7

(Class "7" is open to all exhibitors)

1st Prize - \$4.00 - 2nd Prize - \$3.00 - 3rd Prize - \$2.00 Entries will be accepted from noon to 7:00 p.m. on Monday, August 14, 2023 in the Flower Building. Pre-registration is required. Hanging baskets are no longer accepted.

1. African Violets, single bloom
2. African Violets, double bloom
3. Begonia, blooming
4. Begonia, non blooming
5. Bromeliad
6. Cactus under 6"
7. Cactus over 6"
8. Coleus
9. Dracaena
10. Fern
11. Geranium

# DEPT. H - FLOWERS *CONTINUED*

- 12 Geranium, scented
- 13 Hibiscus
- 14 Hoya
- 15 Impatiens, single
- 16 Impatiens, double
- 17 Impatiens, New Guinea
- 18 Ivy
- 19 Maranta
- 20 Mixed Container
- 21 Orchid
- 22 Peace Lily
- 23 Petunia
- 24 Polka Dot Plant
- 25 Pothos
- 26 Succulent, blooming
- 27 Succulent, all others
- 28 Succulent, dish garden, 12" max container
- 29 Blooming plant not otherwise listed (Must name)
- 30 Foliage plant not otherwise listed (Must name)
- 31 Aromatic Herb
- 32 Culinary Herb
- 33 Medical Herb
- 34 Herb, all others

➤ **Must be named**

**Grand Champion** - \$25 Gift Certificate from *Turtle Creek Nursery*

**Reserve Champion** - \$20 Gift Certificate from *Torey's*

## Class 8 – FAIRY GARDENS

Entries will be accepted from noon to 7:00 p.m. on Monday, August 14, 2023

1st Prize - \$4.00 - 2nd Prize - \$3.00 - 3rd Prize - \$2.00

### LOT 1

- 1 Fairy Gardens 13 yrs. & under
- 2 Fairy Gardens 14 yrs. & up
- 3 Fairy Gardens done as a family

**Grand Champion** - \$20 Chamber Bucks from *Master Gardeners*

**Reserve Champion** - \$10 Gift Certificate from *Hy-Vee*

## Class 9 – THE STRANGE AND THE UNUSUAL

Entries will be accepted from noon to 7:00 p.m. on Monday, August 14, 2023

1st Prize - \$4.00 - 2nd Prize - \$3.00 - 3rd Prize - \$2.00

This class is for unique plants not familiar to most people - **MUST NAME**

Overall exhibit awarded - Large 1 Topping Pizza by *Godfather's Pizza*

## Class 10 - SPECIAL CLASSES

A class for people with Developmental Disabilities.

Entries will be accepted from noon to 7:00 p.m. on Monday, August 14, 2023

1st Prize - \$4.00 - 2nd Prize - \$3.00 - 3rd Prize - \$2.00

### LOT

- 1 Flower specimens (either perennial or annual)
- 2 An arrangement of fresh garden flowers
- 3 Mixed container of succulents
- 4 Indoor container grown plant, flowering
- 5 Indoor container grown plant, foliage
- 6 1 succulent in pot
- 7 Outdoor patio container

**Grand Champion** - Large 1 Topping Pizza by *Godfather's Pizza*

**Reserve Champion** - 1 Topping Pizza by *Godfather's Pizza*

## Class 11 - ADULT NON-PROFESSIONAL ARRANGEMENTS

### WEDNESDAY SHOW – AUGUST 16, 2023

(Class "11" is open to all non-professionals over the age of 15)

1st Prize - \$4.00 2nd Prize - \$3.00 - 3rd Prize - \$2.00

The following arrangements will be accepted on Wednesday, the second day of the fair, in the Flower Building from **noon to 5:00 p.m.**

**No commercially grown flowers or greens.** Do not use any national flags. If using fruits or vegetables as accents, do not cut them. No artificial flowers or foliage are permitted. The following are not permitted: natural bird's nests, "stuffed birds", natural insects. Naturally shed feathers from non-endangered species may be used. Fresh plant material cannot be treated in any manner. Exhibitor may spend up to \$15.00. Must include receipt with entry. **PLEASE REMEMBER THAT PRE-REGISTRATION IS REQUIRED.**

### LOT

1. Create an arrangement using the theme of a **Backyard Blowout** using your choice of accents and container.
2. Create a **Black Tie Affair** theme arrangement.
3. Create a **South of the Border** theme, your choice of accents & container.

**Class 11 Grand Champion** - \$20 Gift Certificate from *Cedar Floral*

**Class 11 Reserve Champion** - \$10 Gift Certificate from *Plaza Morena*

## Class 12 - PROFESSIONAL DESIGN ARRANGEMENTS

### WEDNESDAY SHOW – AUGUST 16, 2023

1st Prize - \$6.00 2nd Prize - \$4.00 - 3rd Prize - \$2.00

Arrangements will be accepted from **noon to 5:00 p.m.** on Wednesday. Each arrangement must not exceed \$75 wholesale cost. Donated wholesale material must be included in cost. Please include an index card with the arrangement that itemizes your costs. Professional exhibitors may use commercially grown flowers and greens. Do not use any national flags. If using fruits or vegetables as accents, do not cut them. No artificial flowers, are permitted. The following are not permitted: natural bird's nests, "stuffed birds", natural insects. Naturally shed feathers from non-endangered species may be used. Fresh plant material cannot be treated in any manner. Each arrangement must not exceed a size of arrangements will need to fit inside a 3' high x 3' wide x 3' deep template.

**PLEASE REMEMBER THAT PRE-REGISTRATION IS REQUIRED.**

- ### LOT 1
1. Create a fresh arrangement theme association to **Craft Beer Gala**.
  2. Create a **Wedding Bouquet**.
  3. Create a **Fresh Flower and Plant** arrangement your choice of accents. **Plant must be in soil.** Themed "Let's Get Tropical".

**Professional Arrangements Grand Champion** - \$75 Chamber Bucks

**Professional Arrangements Reserve Champion** - \$25 Chamber Bucks

## JUNIOR & SENIOR CHILDREN'S FLOWER ARRANGEMENTS

### WEDNESDAY SHOW - AUGUST 16, 2023 Entries will be accepted from noon to 5:00 p.m. on Wednesday, in the Flower Building.

This is a child's program - work must be mostly done by the exhibitor. Exhibitor may spend up to \$15 but must supply receipt with entry. Do not use any national flags. If using fruits or vegetables as accents, do not cut them. No artificial flowers or foliage are permitted. The following are not permitted: natural bird's nests, "stuffed birds", natural insects. Naturally shed feathers from non-endangered species may be used. Fresh plant material cannot be treated in any manner. **PLEASE REMEMBER THAT PRE-REGISTRATION IS REQUIRED.**

### Class 13 - 6 and under

**1st prize - \$4.00 - 2nd Prize - \$3.00 - 3rd Prize - \$2.00**

### LOT

1. Create an arrangement with an **Dinosaur Delight** theme.
2. Create an arrangement with a **Rise & Shine** theme.
3. Create an arrangement for **Angel** theme.

**1st, 2nd and 3rd place prizes in each lot receive a gift certificate from Cash Wise Foods.**

### Class 14 - Ages 7, 8 & 9

**1st prize - \$4.00 - 2nd Prize - \$3.00 - 3rd Prize - \$2.00**

### LOT

1. Create an arrangement with an **Dinosaur Delight** theme.
2. Create an arrangement with a **Rise & Shine** theme.
3. Create an arrangement for **Angel** theme.

**1st, 2nd and 3rd place prizes in each lot receive a gift certificate from Cash Wise Foods. Class 13 & 14 will be awarded an over all**

**JR. Grand Champion** - 10 Pass Book by *River Springs Water Park*

**JR. Reserve Champion** - Large 1 Topping Pizza by *Godfather's Pizza*

### Class 15 - Ages 10, 11, 12 & 13

**1st prize - \$4.00 - 2nd Prize - \$3.00 - 3rd Prize - \$2.00**

### LOT

1. Create an arrangement with a **My Favorite Book** theme. (Must be named)
2. Create an arrangement with a **Denim & Diamonds** theme.
3. Create an arrangement with a **One in a Melon** theme.

**1st, 2nd and 3rd place prizes in each lot receive a value meal from Subway or combo meal from Taco Johns**

# DEPT. H - FLOWERS *CONTINUED*

## Class 16 - Ages 14 thru 17

1st prize - \$4.00 - 2nd Prize - \$3.00 - 3rd Prize - \$2.00

### LOT

1. Create an arrangement with a **My Favorite Book** theme. (Must be named)
2. Create an arrangement with a **Denim & Diamonds** theme.
3. Create an arrangement with a **One in a Melon** theme.

1st, 2nd and 3rd place prizes in each lot receive either a value meal from Subway or a combo meal from Taco Johns.

Classes 15 & 16 will be awarded an overall

SR. Grand Champion - Owatonna High School Activity Ticket given by *Owatonna High School Activity Office*.

Sr. Reserve Champion - Large 1 Topping Pizza given by *Godfather's Pizza*.

## Class 17 - Table Artistry 18 years of age or younger

WEDNESDAY, SHOW AUGUST 16, 2023

1st prize - \$4.00 - 2nd Prize - \$3.00 - 3rd Prize - \$2.00

**Arrangements will be accepted from noon until 5:00 p.m. on Wednesday.** This is a child's program - work mostly must be done by the exhibitor. Exhibitor may spend up to \$10.00 (must supply receipt with entry). No artificial flowers or foliage are permitted. Fresh plant material cannot be treated in any manner. No silverware or food. Exhibitor must furnish a fresh floral arrangement, cloth, napkin and one place setting of dishes. This arrangement is not to exceed a size of 2' wide x 2' deep.

### LOT

1. Rise & Shine
2. Prom Party
3. Summer Fun

Class 17 Table Setting 18 and younger Grand Champion: activity ticket given by *Owatonna High School activity office*

Class 17 Table Setting 18 and younger Reserve Champion: \$10 Gift Card by *Plaza Morena*

## Class 18 - Table Artistry 19 years of age and older

WEDNESDAY, SHOW AUGUST 16, 2023

1st prize - \$4.00 - 2nd Prize - \$3.00 - 3rd Prize - \$2.00

**Arrangements will be accepted from noon until 5:00 p.m. on Wednesday.**

Exhibitor may spend up to \$15.00 (must supply receipt with entry). No artificial flowers or foliage are permitted. Fresh plant material cannot be treated in any manner. No silverware or food. Exhibitor must furnish a fresh floral arrangement, cloth, napkin and one place setting of dishes. This arrangement is not to exceed a size of 2' wide x 2' deep.

### LOT

1. Hooray for the Red, White, & Blue
2. Taco Party
3. Garden Club Lunch

Class 18 Table Setting 19 and older Grand Champion: \$20.00 gift card from *Torey's*

Class 18 Table Setting 19 and older Reserve Champion: \$10.00 gift card from *Hy-Vee*

## Class 19 - Niches

WEDNESDAY, SHOW AUGUST 16, 2023

1st prize - \$4.00 - 2nd Prize - \$3.00 - 3rd Prize - \$2.00

Exhibitor must set-up their own niche

Flowers & greens not need to be grown by exhibitor.

**Must not be grown commercially**

The approximate size of each Niche is 11"x11"x11". **The floral arrangement should occupy 2/3 of the space.** Arrangements should not touch side, back or hang out of the niche. **The theme of the arrangements will be exhibitors choice, but the theme must be named.** Appropriate theme accessories are used to supplement this arrangement.

### LOT

1. Ages 9 and under
2. Ages 10 thru 18
3. Ages 19 and above

Niche Grand Champion - \$10 Gift Card *Cedar Floral*

## A special Thank You to the generous sponsors of the Flower Department

Please support these businesses!

The sponsors that make our department a success.

Cedar Floral	Souba Greenhouse
Turtle Creek Nursery, Owatonna	Cash Wise, Owatonna
Steele Co. Master Gardeners	Godfather's Pizza, Owatonna
Owatonna Garden Club	Subway, Owatonna
Hy-Vee	Taco John's, Owatonna
Fareway Foods	Torey's
	River Springs Water Park

El Tequila Mexican Restaurant, Owatonna  
Plaza Morena Restaurant, Owatonna  
Owatonna High School, Owatonna  
Marcia Dahle

Thank You Everyone! Michele & Kathy

Check out the  
Muckle Museum  
Open 11AM-10PM

# DEPT. I - FRUIT CROPS



**COURTNEY MISLINSKI**  
**Co-Supt.**  
 3640 NE 34th Ave.  
 Owatonna, MN 55060  
 507-456-6885



**CAITLYNN KAPLAN**  
**Co-Supt.**  
 2591 SW 24th Ave.  
 Owatonna, MN 55060  
 cdhanson06@yahoo.com

## Quick Reference Fruit Crops

Register by Tuesday, August 8.  
 Drop off August 14 from 10:00 a.m. to 5:00 p.m.  
 Pick up August 20 from 8:00 - 9:00 p.m.  
 We are located in the Fine Arts Building. Please Pre-Register.

- |  |              |
|--|--------------|
| 9. Luscious Pear                           | 5 Specimens  |
| 10. Summer Crisp Pear                      | 5 Specimens  |
| 11. Toka Plum                              | 1/2 pint box |
| 12. Cherries                               | 1/2 pint box |
| 13. Apricots                               | 1/2 pint box |
| 14. Wanda Plum                             | 1/2 pint box |
| 15. Any other variety of edible tree fruit |              |

### RULES & REGULATIONS

- Pre-register your entries and mail them to Steele County Free Fair at P.O. Box 650 Owatonna, MN 55060, or register online at scff.org by August 8th.
- Entries only 10:00 AM to 5:00 PM on Monday, August 14th.
- All entries will be judged on Tuesday the 15th.
- Only one entry per family in the same lot.
- Each variety must be correctly named.
- Fruit should be sound and free from disease and blemish. Stems should be present. Exhibits may be judged on flavor as well as appearance. It is recommended to wash apples.
- Refer to each department description as to how many specimens to enter.
- Exhibits can be picked up Sunday night from 8:00 - 9:00 PM August 20th.

### CLASSES

#### CLASS 1 - APPLES

Display 5 apples on a plate that is provided.

- |                       |                       |
|-----------------------|-----------------------|
| 1. Beacon             | 13. McIntosh          |
| 2. Connell Red        | 14. Paula Red         |
| 3. Cortland           | 15. Regent            |
| 4. Delicious (Golden) | 16. Snow Sweet        |
| 5. Empire             | 17. Spartan           |
| 6. Fireside           | 18. State Fair        |
| 7. Frostbite          | 19. Sweet Sixteen     |
| 8. Haralred           | 20. SweetTango        |
| 9. Haralson           | 21. Wealthy           |
| 10. Honey Crisp       | 22. Zestar            |
| 11. Honey Gold        | 23. Any other variety |
| 12. Keep Sake         |                       |

#### CLASS 2 - PECKS OF APPLES

Display a peck of apples in boxes provided.

- |                       |                       |
|-----------------------|-----------------------|
| 1. Beacon             | 13. McIntosh          |
| 2. Connell Red        | 14. Paula Red         |
| 3. Cortland           | 15. Regent            |
| 4. Delicious (Golden) | 16. Snow Sweet        |
| 5. Empire             | 17. Spartan           |
| 6. Fireside           | 18. State Fair        |
| 7. Frostbite          | 19. Sweet Sixteen     |
| 8. Haralred           | 20. SweetTango        |
| 9. Haralson           | 21. Wealthy           |
| 10. Honey Crisp       | 22. Zestar            |
| 11. Honey Gold        | 23. Any other variety |
| 12. Keep Sake         |                       |

#### CLASS 3 - TREE FRUIT

- |                               |              |
|-------------------------------|--------------|
| 1. Centennial Crabapple       | 10 specimens |
| 2. Chestnuts Crabapple        | 10 specimens |
| 3. Dolga Crabapple            | 10 specimens |
| 4. Early Strawberry Crabapple | 10 specimens |
| 5. Whitney Crabapple          | 10 specimens |
| 6. Dwarf Pear                 | 5 specimens  |
| 7. Parker Pear                | 5 specimens  |
| 8. Patten Pear                | 5 specimens  |

#### CLASS 4 - VINE FRUIT

Display 3 bunches on a plate provided.

- |                          |                             |
|--------------------------|-----------------------------|
| 1. Beta Grapes           | 8. Marquette Grapes         |
| 2. Blue Bell Grapes      | 9. Somerset Seedless Grapes |
| 3. Concord Grapes        | 10. St. Croix Grapes        |
| 4. Fredonia Grapes       | 11. Any other edible vine   |
| 5. Frontenac Grapes      |                             |
| 6. Frontenac Gris Grapes |                             |
| 7. La Crescent Grapes    |                             |

#### CLASS 5 - BUSH FRUIT

Display berries in 1/2 pint boxes provided.

- |                             |                           |
|-----------------------------|---------------------------|
| 1. Blackberries             | 8. Gooseberries           |
| 2. Blueberries              | 9. Black Raspberries      |
| 3. Choke Cherries           | 10. Gold Raspberries      |
| 4. Cranberries              | 11. Red Raspberries       |
| 5. Elderberries             | 12. Any other edible bush |
| 6. Garden Huckleberries     |                           |
| 7. Ground Cherries in Husks |                           |

#### CLASS 6 - LARGEST FRUIT

- |                     |                            |
|---------------------|----------------------------|
| Lot 1 Largest fruit | Lot 2 Heaviest Grape Bunch |
|---------------------|----------------------------|

#### CLASS 7 - HONEY

Honey should be in 1/2 pint container with removable lid

- |                  |               |
|------------------|---------------|
| 1. Liquid Honey  | 3. Comb Honey |
| 2. Creamed Honey | 4. Other      |

#### CLASS 8 - OTHER CROPS

- Lot 1 Rhubarb  
 5 stalks tied together. Stalk pulled from plant, not cut. Trim leaf blade to 1 inch.
- Lot 2 Nuts  
 10 specimens, 5 whole, 5 shelled

#### CLASS 9 - SHOWCASE

Lot 1 Display  
 Using the provided 12"x22" box, display 6 or more fruits or nuts found locally. Entries may be grown or foraged, ie. wild fruits are allowed and need not be edible. Must be correctly identified and labeled. Display items proportionately to create visual interest.  
 Entries judged on quality, variety, arrangement and labeling.

#### PREMIUMS

Class 2, 9 .....	\$6.00	\$4.00	\$3.00
Class 1,3,4,5,6, 7, 8.....	\$4.00	\$3.00	\$2.00

Champion ribbons and a \$5.00 premium may be awarded to the best exhibit in its class.  
 A reserve champion ribbon and a gift donated by **Steele County Master Gardeners** will be awarded to one exceptional exhibit.  
 Best apple exhibit receives a gift donated by **A Taste of the Big Apple**.  
 Best grape exhibit receives a gift donated by **Nagel Sod Farm & Nursery**.

# DEPT. J - CULINARY ARTS



**MELISSA KARL**  
Co-Superintendent  
507-202-6184  
mrmkarl@hotmail.com



**JO STOLPA**  
Co-Superintendent  
507-456-4665  
jstolpa522002@yahoo.com

## RULES & REGULATIONS

- All entries must be pre-registered! You may register on-line at [scff.org](http://scff.org) or with the form found in the exhibitor's guide. All entry forms must be received in the fair office by Wednesday, August 2, 2023. Exhibitors are encouraged to register more items than they may actually end up bringing to insure that they are properly registered and able to exhibit all entries. Items not brought in will be deleted on entry day.
- Entries will ONLY be accepted on Monday, August 14th, 2023 from 8:00 a.m. to 12:30 p.m.
- Exhibitors are asked to park in the parking lot north of the Steele County Community Center. Please enter off Park Street. You are able to park in the handicap spots (this has been approved by the sheriff's department). There will be golf carts to take you to and from the department.
- Entries, ribbons, checks are to be picked up on Monday, August 21, 2023 between 10:30 a.m. and 12:15 p.m. **NO EARLY PICK-UPS.**
- Each exhibitor may enter only one item per lot.** Exhibitors are encouraged, however, to make several entries - **there is no limit. But each exhibit must use a different recipe.**
- Only products of the "home" kitchen are eligible - no mixes - unless the mix is an ingredient.
- All baked products are to be exhibited on a white paper plate, with the recipe under the plate (**please no names on the recipe**) in a clear Ziploc-style bag.
- Entries that have ingredients that require refrigeration must be entered in the Refrigerated Classes.
- An item/recipe may only be entered once - pick the best category:** each should only be in one class, one lot.
- For Ruler of the Kitchen Awards, if you are a junior (14 yrs and under), your entries will only be eligible for the Junior Ruler of the Kitchen Award. You will not be eligible until age 15 and older for the Adult Ruler of the Kitchen Award.
- How much to bring for an entry:
  - Breads - 1/4 Loaf
  - Pies - a slice
  - Cakes - 3"x 3" piece
  - All other items - 4 pieces
  - Decorated - Whole cake

## JUNIORS: CLASSES 1-4

(A different recipe for each entry and each family member must use a different recipe)

### **CLASS 1 BREAD & BREAD MACHINE-JUNIORS**

#### **Lot**

- Bread, white
- Bread-grains (whole-wheat, whole-grain, rye, oatmeal)
- Sweet Dough (caramel, cinnamon rolls)
- Muffins
- Quick Bread
- Other

## Quick Reference

Pre-registered entries only-due in the fair office by Wednesday, August 2, 2023

Entry day: Monday, August 14, 2023 from 8:00 a.m. - 12:30 p.m.

Pick up entries, premiums & prizes:

Monday, August 21, 2023 from 10:30 a.m. - 12:15 p.m.

We are located underneath the grandstand - North End

**JUNIORS: CLASSES 1-4**

**ADULTS: CLASSES 5-39**

**CLASS 2 DECORATED ITEMS-JUNIORS**

#### **Lot**

- Cake
- Cookies
- Cupcakes
- Other

**CLASS 3 ASSORTED SWEETS-JUNIORS**

#### **Lot**

- Bars
- Cake
- Candy
- Cookies
- Pies
- Other

**CLASS 4 CULINARY CREATIONS-JUNIORS** The Champion in this Junior Class will receive a prize and a champion ribbon; other prizes may be awarded by the superintendents. All prizes are generously donated by Bill Oz, Burke's Taffy.

#### **SPECIAL RULES:**

Entries must be an original recipe created by the exhibitor containing all 3 of the selected ingredients for the year plus any other ingredients of the exhibitor's choice.

The 3 selected ingredients will change each year. This year's selected ingredients are: 1. Cherrios 2. Coconut 3. Applesauce. **Entries requiring refrigeration will not be accepted.**

The original recipe must be included with the entry and must contain the list of ingredients with measurements and the preparation steps. All other rules of the Culinary Arts department apply.

#### **Lot**

- Bars
- Cakes
- Cookies
- Other

## ADULTS: CLASSES 5-39

### **CLASS 5**

#### **YEAST BREAD**

#### **Lot**

- Bread-white
- Bread-grains: whole-grain, whole-wheat, rye, oatmeal
- Dinner Rolls
- Other

### **CLASS 6**

#### **YEAST BREAD-SWEET DOUGH**

#### **Lot**

- Coffee cake
- Sweet rolls (cinnamon, caramel, fruit, & nuts)
- Other

### **CLASS 7**

#### **YEAST-BREAD MACHINE**

#### **Lot**

- Bread-white
- Bread-grains (whole-wheat, rye, oatmeal, multi-grain)
- Dinner rolls
- Other

### **CLASS 8**

#### **QUICK BREADS-NO YEAST**

#### **Lot**

- Fruit, vegetable bread
- Coffee cake
- Muffins
- Scones
- Other

# DEPT. J - CULINARY ARTS *CONTINUED*

## CLASS 9 UNFROSTED CAKE

### Lot

1. Angel food-white, chocolate
2. White cake
3. Spice cake
4. Chocolate cake
5. Vegetable/fruit: carrot, pumpkin, applesauce, etc.
6. Other

## CLASS 10 DECORATED CAKE

### Lot

1. Whole, edible cake and frosting requiring no refrigeration. **No cream cheese frosting accepted.**

## CLASS 11 DECORATED ITEMS

### Lot

1. Cakepops
2. Cupcakes
3. Decorated cookies
4. Gingerbread house
5. Rice Krispy-shaped treat
6. Other

### CRAZY ABOUT COOKIES

## CLASS 12 CLASSIC FAVORITES

### Lot

1. Chocolate chip
2. Peanut butter
3. Sugar
4. Other

## CLASS 13 A LITTLE NUTTY & MORE

### Lot

1. Fruit
2. Nut
3. Molasses
4. Oatmeal
5. Other

## CLASS 14 BARS

### Lot

1. Brownies
2. Fruit
3. Layer
4. Unbaked
5. Other

## CLASS 15 PIES

Only baked products accepted-no puddings, whipped cream, custards, or meringues. All crusts and fillings need to be made other from scratch. **See Refrigerated Class for cream pie and meringue entries.**

### Lot

1. Apple
2. Peach
3. Rhubarb
4. Other

## CLASS 16 CANDY

### Lot

1. Caramels
2. Fudge
3. Mints
4. Peanut Brittle
5. Other

## CLASS 17 HOLIDAY FAVORITES

Entries should be a favorite made for the holiday. Remember, items requiring refrigeration will not be accepted in this class.

### Lot

1. Spring
2. Summer
3. Fall
4. Winter

## CLASS 18 ETHNIC FAVORITES

Entries should be a traditional product of the country/region such as lefse, or strudel. Remember, items requiring refrigeration will not be accepted in this class.

### Lot

1. Savory
2. Sweet

## CLASS 19 REFRIGERATED

### Lot

1. Bars
2. Cheesecake
3. Cookies
4. Pies-cream, custard, meringue
5. Pie-pecan
6. Other

## CLASS 20 BAKING FOR HEALTH

Entries should contain a least one ingredient that makes the product healthier. Examples might be baking with Splenda instead of sugar, using Egg Beaters instead of eggs, or modifying a baked item to be "low carb", or gluten-free.

### Lot

1. Bars
2. Bread
3. Cake
4. Candy
5. Cookies
6. Gluten-free
7. Other

### EVERYTHING'S BETTER WITH BUTTER

Each entry in this class will receive 1 pound of butter donated by Hope Creamery.

**Special Rules:** This contest features butter. Entries must use only butter as the fat ingredient. **Each entry must have 2 recipes. One recipe goes under the plate with no name. The 2nd copy must have your name and city on it. You must turn in the 2nd copy with your entry as the Steele County American Dairy Association (SCADA) will be putting together a cookbook for the following year.** Copies will be available to people entering in the Culinary Arts Department. Only baked products will be accepted-no fillings, cream cheese frosting, custard pudding, or whipped cream. Class Champion gift donated by SCADA.

CLASS 21 Lot 1 Cakes

CLASS 22 Lot 1 Cookies

CLASS 23 Lot 1 Pastries

CLASS 24 Lot 1 Other

## CLASS 25 FAIR THEME

**Special Rules:** Entries must coordinate with this year's fair theme: "**Satisfaction Guaranteed in 2023.**" Please read the rules and regulations at the beginning of the the Culinary Arts Department as they apply. The exhibit must be made of edible items, except for the item it is displayed on.

### Lot

1. Cakes
2. Cookies
3. Other

## CLASS 26 CHOCOLATE GALORE

Entries in this class should focus on chocolate. The more chocolate the better! Entries must contain a minimum of 1/4 cup of chocolate in any form-baking chocolate, cocoa powder, chocolate chips, syrup, etc. Chocolate should be the primary flavor in this class.

### Lot

1. Bars
2. Cake
3. Cookies
4. Other

# DEPT. J - CULINARY ARTS CONTINUED

## CLASS 27 CULINARY CREATIONS-ADULT

Champion in this Adult Class will receive a prize and a champion ribbon; other prizes may be awarded by the superintendents. All prizes are generously donated by Bill Oz, Burke's Taffy.

### Special Rules:

Entries must be an original recipe created by the exhibitor containing all 5 of the selected ingredients for the year plus any other ingredients of the exhibitor's choice.

The 5 selected ingredients will change each year. This year's selected ingredients are: 1. Cheriots 2. Coconut 3. Marshmallows 4.

Butterscotch Chips 5. Applesauce. **Entries requiring refrigeration will not be accepted.**

The original recipe must be included with the entry and must contain the list of ingredients with measurements and the preparation steps.

All other rules of the Culinary Arts Department apply.

### Lot

- |          |            |
|----------|------------|
| 1. Bars  | 4. Cookies |
| 2. Cakes | 5. Other   |
| 3. Candy |            |

### CANNED GOODS RULES & REGULATIONS

1. A recipe with procession time, method and date, must accompany all canned goods. Please attach to the jar with a rubber band.
2. **Only canned goods in which USDA, Minnesota or other state extension services, home canning equipment manufacturers or other reputable sources, methods and recipe will eligible for ribbons, awards and premiums.**
3. No open kettle, oven canning or open processing methods are acceptable.
4. Standard or regulations jars and 2 piece lids are required. No wax.
5. Any canned goods passing the appearance test may be opened by the judge for final placing.
6. Only canned goods up to one year old can be entered.
7. **Each exhibit or family member must use a different recipe.**
8. Clear pint or quart jars may be used. Clear 1/2 pint jars may be used for jellies, jams, preserves or marmalade.
9. Hot water bath processing is required.
10. USDA Complete Guide to Home Canning may be seen at <https://nifa.usda.gov/blog/usdas-complete-guide-home-canning>

## CLASS 28 CANNED FRUIT

### Lot

- |               |            |
|---------------|------------|
| 1. Apples     | 5. Peaches |
| 2. Applesauce | 6. Pears   |
| 3. Berries    | 7. Other   |
| 4. Cherries   |            |

## CLASS 29 JELLIES

### Lot

- |               |               |
|---------------|---------------|
| 1. Apple      | 5. Grape      |
| 2. Blackberry | 6. Raspberry  |
| 3. Crab apple | 7. Strawberry |
| 4. Elderberry | 8. Other      |

## CLASS 30 JAM AND PRESERVES

### Lot

- |               |               |
|---------------|---------------|
| 1. Apricot    | 6. Peach      |
| 2. Blackberry | 7. Raspberry  |
| 3. Blueberry  | 8. Rhubarb    |
| 4. Butters    | 9. Strawberry |
| 5. Grape      | 10. Other     |

## CLASS 31 PICKLES-SOUR

### Lot

1. Beans
2. Fresh pack dill-whole
3. Fresh pack dill-slices or spears
4. Other

## CLASS 32 PICKLES-SWEET

### Lot

- |                       |               |
|-----------------------|---------------|
| 1. Beets              | 4. Fresh pack |
| 2. Bread & Butter     | 5. Other      |
| 3. Fermented cucumber |               |

## CLASS 33 PICKLES-MIXED & RELISHES

### Lot

- |                    |             |
|--------------------|-------------|
| 1. Cucumber relish | 3. Zucchini |
| 2. Sauerkraut      | 4. Other    |

## CLASS 34 MEATS

### Lot

- |            |          |
|------------|----------|
| 1. Beef    | 3. Pork  |
| 2. Chicken | 4. Other |

## CLASS 35 SAUCES

### Lot

- |              |                    |
|--------------|--------------------|
| 1. BBQ Sauce | 3. Spaghetti Sauce |
| 2. Salsa     | 4. Other           |

## CLASS 36 SYRUPS

### Lot

1. Fruit
2. Maple
3. Other

## CLASS 37 CANNED VEGETABLES-not tomatoes

### Lot

- |          |            |
|----------|------------|
| 1. Beans | 3. Carrots |
| 2. Beets | 4. Other   |

## CLASS 38 CANNED TOMATOES

### Lot

- |                 |                 |
|-----------------|-----------------|
| 1. Tomatoes     | 3. Tomato Sauce |
| 2. Tomato Juice | 4. Other        |

## CLASS 39 DEHYDRATED OR DRIED FOODS

### Lot

- |               |          |
|---------------|----------|
| 1. Fruits     | 4. Meat  |
| 2. Herbs      | 5. Other |
| 3. Vegetables |          |

### PREMIUMS

Premiums in all Lots	<b>Blue</b>	<b>Red</b>	<b>White</b>
	\$4.00	\$3.00	\$2.00

Each class will be awarded 1 Champion ribbon-\$5.00. At the discretion of the judges: 1 Reserve Champion ribbon may be awarded per class-\$4.00. Champion exhibits will be displayed in the center display case in the Culinary Arts Department. All exhibits in the Junior Classes will be awarded either a premium ribbon or participation ribbon.

### SPECIAL AWARD

The Culinary Arts Department created the Monica Kruschke Culinary Arts Award in 2022. Monica served as Superintendent of this department for 10 years before illness forced her to step down. Monica's organizational skills and dedication to the department shaped the Culinary Arts Department of today. This award honors her memory and hard work.

# DEPT. J - CULINARY ARTS *CONTINUED*

## JUNIOR RULER OF THE KITCHEN

Awarded to the exhibitor earning the most points on their entries in all Junior Culinary Classes. Points will be awarded for placing in the class.

Points will be awarded as follows:

Class Champion	5 Points
Class Reserve Champion	4 Points
Blue	3 Points
Red	2 Points
White	1 Point

The winner will receive a gift. His/Her name will be added to a plaque displayed in the Culinary Arts Department. The name of the Junior Ruler of the Kitchen award will be revealed by 8:00 P.M. on Tuesday, August 15, 2023 in the Culinary Arts Department. In order to allow more people the opportunity to be the Junior Ruler, no one will be able to receive the award more than five times.

## ADULT RULER OF THE KITCHEN

Awarded to the exhibitor earning the most points on their entries in all Adult Culinary Classes. Points will be awarded for placing in the class.

The winner will receive a gift. His/Her name will be added to a plaque displayed in the Culinary Arts Department. The name of the Adult Ruler of the Kitchen award will be revealed by 8:00 P.M. on Tuesday, August 15, 2023 in the Culinary Arts Department. In order to allow more people the opportunity to be the Adult Ruler, no one will be able to receive the award more than five times.

Points will be awarded as follows:

Class Champion	5 Points
Class Reserve Champion	4 Points
Blue	3 Points
Red	2 Points
White	1 Point

Culinary Arts Department Sponsored By



We would like to thank all those who have donated special gifts to our department winners:

Buffalo Wild Wings	Burke's Taffy	Cash Wise
Claremont Consignment Lot	Costas Candies	Curly Girlz
Culver's	El Tequila	Famous Dave's
Fareway Foods	Hope Creamery	Kernel
Old Town Bagels	Plaza Morena	Torey's
Steele County Dairy Association	The Kitchen	





# DEPT. K - TEXTILE



CATHY BALZER

SANDY BOSS

PAT RAETZ

CATHY TORREY

Co-Supt.

Co-Supt.

Co-Supt.

Co-Supt.

507-676-6788

507-451-9415

507-451-0104

kctorrey@gmail.com

## RULES & REGULATIONS

1. ALL ENTRIES MUST BE PRE-REGISTERED BY MONDAY, AUGUST 9th! ONLY PRE-REGISTERED ITEMS WILL BE ACCEPTED ON ENTRY DAY. Please refer to the pre-registration Section in this book and use the "Entry Blank Non-Livestock." Entry forms are also available on the SCFF website at [www.scff.org](http://www.scff.org). Please mail entry form to SCFF at PO Box 650 Owatonna, MN 55060 or drop off at the fair office by August 9th.
2. All pre-registered entries will be accepted Friday, August 11th from 5-7 p.m. and Saturday, August 12th from 9 a.m. to noon in the Textile Department. **No early entries will be accepted.**
3. **No entry will be returned until Monday, the day after the fair closing** from 10:30 a.m. to 12:30 p.m.
4. Exhibitors will be grouped as follows; Juniors (age 12 and under), Adults (age 18 to 64), Seniors (age 65 and over), Teens (age 13-17). Each age category will be judged separately. **Exhibitors are limited to 2 Entries per lot.**
5. Articles that have been judged in open class at the fair previously or duplicates of these articles are not eligible for premiums.
6. Entries must be the work of the exhibitor, be made within the last 3 years and be appropriate for display.
7. The management will use diligence to insure the safety of the articles after their arrival but in no case will they be held responsible for any loss or damage which may occur. **NAME LABELS MUST BE COVERED.**
8. Entries will be coordinated with Hobbies for best placement. **All framed items and wall hangings should be entered in Hobbies Department. ENTRIES MUST NOT BE MOUNTED.**
9. Prize winners will be selected from each class where judges feel an outstanding item exists. These items will compete for additional \$4.00 Reserve Champion and \$6.00 Champion prizes. One \$8.00 Reserve Grand Champion prize and one \$10.00 Grand Champion prize will be awarded to the top two exhibits in each Division. In addition, the Superintendents' Choice Award will receive a \$5.00 prize and a \$25.00 gift card from A-BEST Sew & Vac of Albert Lea.
10. Premiums for Textile. All Lots. 1st - \$3.00 - 2nd \$2.00 - 3rd \$1.00

## DIVISION I

**QUILT CLASSES AWARD:** The maker of the Grand Champion Quilt will receive a free 1 year membership in the Heritage Quilt Guild and a \$50 gift card from A-BEST Sew & Vac of Albert Lea. The Reserve Champion Quilt will receive a \$35 gift card from A-BEST Sew & Vac. At the judges' discretion, up to three additional, outstanding entries in Division I will receive \$25 gift cards from A-BEST Sew & Vac of Albert Lea.

### CLASS 1 - HAND QUILTED - TWIN SIZE OR LARGER (over 249" perimeter)

#### Lots

- |                        |   |
|------------------------|---|
| 1. Hand appliquéd      | 6. Machine pieced                         |
| 2. Machine appliquéd   | 7. Paper pieced                           |
| 3. Hand embroidered    | 8. Memory (includes T-shirt, photo, etc.) |
| 4. Machine embroidered | 9. Whole cloth                            |
| 5. Hand pieced         | 10. Other                                 |

### CLASS 2 - MACHINE QUILTED - TWIN SIZE OR LARGER (Over 249" perimeter)

Entire quilt constructed by entrant with **quilting done on a stationary household sewing machine** (not a longarm) by the entrant.

- |                        |   |
|------------------------|---|
| Lots Hand appliquéd    | 6. Machine pieced                         |
| 2. Machine appliquéd   | 7. Paper pieced                           |
| 3. Hand embroidered    | 8. Memory (includes T-shirt, photo, etc.) |
| 4. Machine embroidered | 9. Whole cloth                            |
| 5. Hand pieced         | 10. Other                                 |

## Quick Reference Textiles

Entry form deadline: Monday, August 7, 2023 at Steele County Free Fair

Office on non-livestock form or online at [www.scff.org](http://www.scff.org).

Entries accepted Friday, August 11 5-7 p.m. and

Saturday, August 12 9 a.m.-noon in the Textile Department.

Entry pick up Monday, August 21 10:30 a.m. - 12:30 p.m.

### CLASS 3 - MID OR LONG ARM QUILTED - TWIN SIZE OR LARGER (Over 249" in perimeter)

Quilt top constructed by entrant, but may be quilted by someone else.

1. Hand appliquéd
2. Machine appliquéd
3. Hand embroidered
4. Machine embroidered
5. Hand pieced
6. Machine pieced
7. Paper pieced
8. Memory (includes T-shirt, photo, etc.)
9. Other

### CLASS 4 - TIED QUILT - TWIN SIZE OR LARGER (over 249" in perimeter)

Entire quilt constructed and tied by entrant.

#### Lots

1. Hand appliquéd
2. Machine appliquéd
3. Hand embroidered
4. Machine embroidered
5. Hand pieced
6. Machine pieced
7. Paper pieced
8. Memory (includes T-shirt, photo, etc.)
9. Other

### CLASS 5 - HAND QUILTED - CRIB/YOUTH/LAP SIZE (Under 249" perimeter)

Entire quilt constructed by entrant with quilting done entirely by hand by the entrant.

#### Lots

1. Hand appliquéd
2. Machine appliquéd
3. Hand embroidered
4. Machine embroidered
5. Hand pieced
6. Machine pieced
7. Paper pieced
8. Memory (includes T-shirt, photo, etc.)
9. Whole cloth
10. Other

### CLASS 6 - MACHINE QUILTED - CRIB/YOUTH/LAP SIZE (Under 249" perimeter)

Entire quilt constructed by entrant with **quilting done on a stationary household sewing machine** (not a longarm) by the entrant.

#### Lots

1. Hand appliquéd
2. Machine appliquéd
3. Hand embroidered
4. Machine embroidered
5. Hand pieced
6. Machine pieced
7. Paper pieced
8. Memory (includes T-shirt, photo, etc.)
9. Whole cloth
10. Other

### CLASS 7 - MID OR LONGARM QUILTED - CRIB/YOUTH/LAP SIZE (Under 249" perimeter)

Quilt top constructed by entrant, but may be quilted by someone else.

#### Lots

- |                        |   |
|------------------------|---|
| 1. Hand appliquéd      | 6. Machine pieced                         |
| 2. Machine appliquéd   | 7. Paper pieced                           |
| 3. Hand embroidered    | 8. Memory (includes T-shirt, photo, etc.) |
| 4. Machine embroidered | 9. Other                                  |
| 5. Hand pieced         |   |

## DEPT. K - TEXTILE *CONTINUED*

### CLASS 8 - TIED QUILT - CRIB/YOUTH/LAP SIZE

(Under 249" perimeter)

Entire quilt constructed and tied by entrant.

#### Lots

1. Hand appliquéd
2. Machine appliquéd
3. Hand embroidered
4. Machine embroidered
5. Hand pieced
6. Machine pieced
7. Paper pieced
8. Memory (includes T-shirt, photo, etc.)
9. Other

### CLASS 9 - GROUP QUILT

#### Lots

1. Group quilt - pieced, appliquéd or mixed, hand or machine quilted - must be made by at least 3 people.

### CLASS 10 - OTHER QUILTED ITEMS

#### Lots

1. Bed runner
2. Pillow
3. Placemats - set of 2
4. Tote or purse
5. Vest or jacket
6. Pot holder/hot pad - set of 2
7. Other

### CLASS 11- A-BEST Sew & Vac TABLE RUNNER CHALLENGE

Make a quilted table runner to compete for a \$25 gift card from A-BEST Sew & Vac of Albert Lea. All entrants will receive a coupon for a free ice cream cone from The Scream in Owatonna.

#### Lots

1. All entries

## DIVISION II

### CLASS 12. CROCHET

The most outstanding afghan, as selected by the judges, will receive a \$25 gift card from Northfield Yarn, Northfield, MN.

#### Lots

1. Scarf
2. Head wear (hat, cowl, etc.)
3. Hand wear
4. Foot wear
5. Set of two or more: hat, scarf, hand wear, footwear, sweater
6. Vest
7. Sweater
8. Shawl
9. Dress
10. Handbag
11. Christening outfit
12. Infant afghan
13. Combination of afghan and other infant wear
14. Afghan or lap throw
15. Bed cover
16. Pillow
17. Doily - up to 21"
18. Doily - 21-30"
19. Place mats - set/pair 2
20. Table Runner
21. Table cloth - up to 50"
22. Table cloth - over 50"
23. Dresser scarf - 1 or more pieces
24. Pot holders, hot pad, or dish cloths - set 2
25. Other

### CLASS 13 - HAND KNIT

The most outstanding afghan, as selected by the judges, will receive a \$25 gift card from Northfield Yarn, Northfield, MN.

#### Lots

1. Scarf
2. Head wear (hat, cowl, etc.)
3. Hand wear
4. Footwear
5. Set of two or more: hat, scarf, hand wear, footwear, sweater
6. Vest
7. Sweater

8. Shawl
9. Dress
10. Handbag
11. Christening outfit
12. Infant afghan
13. Combination of afghan and other infant wear
14. Afghan
15. Pot holder/hot pad/dishcloth - set of 2
16. Other

### CLASS 14 - HARDANGER

#### Lots

1. Doily - up to 21"
2. Doily - 21-30"
3. Table runner, dresser scarf, or luncheon cloth - up to 50"
4. Table cloth - over 50"
5. Christening outfit
6. Other

### CLASS 15 - EMBROIDERY

#### Lots

1. Napkins - set/pair of 2
2. Pillow cases - set/pair of 2
3. Kitchen/bath linens - set/pair of 2
4. Pillow
5. Table runner, dresser scarf or luncheon cloth - up to 50"
6. Tablecloth - over 50"
7. Baby Blanket
8. Swedish weaving
9. Other

### CLASS 16 - MACHINE EMBROIDERY

The Champion in Machine Embroidery will receive a \$25.00 gift card from A-BEST Sew & Vac of Albert Lea.

#### Lots

1. Napkins - Set/Pair of 2
2. Kitchen/bath linens - set/pair of 2
3. Table runner or luncheon cloth - up to 50"
4. Clothing
5. Other

### CLASS 17 - GARMENTS AND ACCESSORIES

The Champion in Garments and Accessories will receive a \$25.00 gift card from A-BEST Sew & Vac of Albert Lea.

#### Lots

1. Dress or jumper
2. Slacks
3. Shorts
4. Skirt
5. Blouse or shirt
6. Vest
7. Sports/fitness garment (sweatshirts, yoga pants, etc.)
8. Two piece outfit - top with skirt or pants/shorts
9. Two piece suit
10. Coat, blazer, or jacket - unlined
11. Coat, blazer, or jacket - lined
12. Formal wear, such as wedding or prom dress
13. All infant wear - to size 18 months except Lot 14
14. Christening outfit
15. Appliquéd or embellished purchased garment
16. Purse or tote bag
17. Apron
18. Nightgown or pajamas
19. Costume
20. Head wear (hat, cowl, etc.)
21. Hand wear
22. Upcycled wearables (mittens from sweaters, etc.)
23. Other

### CLASS 18 - MISCELLANEOUS

#### Lots

1. Woven rug
2. Braided rug
3. Hooked floor rugs
4. Tatting
5. Non-quilted pillow
6. Pillowcase
7. Other

Textiles Department  
Sponsored by



Plemel Insurance Agency

# DEPT. L - ORGANIC CROPS



**LEO SEYKORA**  
Superintendent  
327 Walnut St. S  
Owatonna, MN 55060  
507-456-9648



**DILLON NOBLE**  
Co-Superintendent  
17142 535th St.  
West Concord, MN  
507-456-3945

## CONTEST RULES

1. Current organic certificate copy must accompany each entry.
2. Entries may be mailed or sent U.P.S. after Aug. 10th and up until August 15th with judging to be on August 17th. Send to: Leo Seykora, 327 Walnut St. S., Owatonna, MN 55060.
3. Entries will be accepted on Monday, the 14th from 12:00 noon until 6:00 p.m. and remain in place until 8:00 p.m. on Sunday, the closing day of the Fair.
4. Over All Champion Ribbon and \$10.00 premium will be awarded to the best over all exhibit. One Reserve Champion \$5.00.
5. Champion Ribbon and \$5.00 premium may be awarded in each class.
6. Non-competitive exhibits used for General Public Awareness and not yet under certification by USDA may be accepted by mailing letter to: Leo Seykora, 327 Walnut St. S., Owatonna, MN 55060.
7. **Pre-entry is encouraged - please.**
8. Online entries available at [www.scff.org](http://www.scff.org).

## CORN - CLASS 1

### LOTS

1. 6 ears	Waxy	2022
2. 6 ears	Colored Corn	2022
3. 6 ears	Food Grade Sweet Corn Early	2023
4. 6 ears	Food Grade Sweet Corn Late	2023
5. 6 ears	Popcorn	2022
6. 6 ears	Feed Grade	2022
7. 6 ears	Feed Grade	2023

## SMALL GRAINS - CLASS 2

Have exhibit free of all foreign materials. Uniform size.  
3 quarts.

### LOTS

1. Wheat - Winter	6. Buck Wheat
2. Wheat - Spring	7. Barley
3. Rye - Winter	8. Sunflowers
4. Oats - all varieties	9. Any variety or grain not mentioned
5. Peas	10. Kernza

## SMALL GRAINS - CLASS 3

Have exhibit free of all foreign materials. Uniform size.  
3 quarts.

### LOTS

1. Vinton Soybeans	5. Feed Grade
2. HP 204 soybean	6. Roasted Beans
3. Soy Clean Hilum	7. Black Beans
4. Ninto	

## SHELLED CORN - CLASS 4

### LOTS

1. All

## 2022 SHEAF GRAIN - CLASS 5

Sheaf grains must be 3 inches in diameter at the center band.

### LOTS

1. All soybean varieties
2. Black Beans

## 2022 SHEAF GRAIN - CLASS 6

Sheaf grains must be 3 inches in diameter at the center band.

### LOTS

- |                   |               |
|-------------------|---------------|
| 1. Wheat, Winter  | 6. Barley     |
| 2. Wheat - Spring | 7. Rye        |
| 3. Oats, Early    | 8. Buckwheat  |
| 4. Oats, Late     | 9. Sunflowers |
| 5. Flax           | 10. Peas      |

## 2022 GRASSES - CLASS 7

Sheaf grasses must be 3 inches in diameter at the center band. All sheafs dried. Tied at least 3 times or cured. No fresh cut.

### LOTS

- |                                 |                     |
|---------------------------------|---------------------|
| 1. Alfalfa                      | 7. Orchard Grass    |
| 2. Red Clover                   | 8. Brome Grass      |
| 3. Red Top                      | 9. Halry Vetch      |
| 4. Alyske                       | 10. Industrial Hemp |
| 5. Timothy                      |                     |
| 6. Pharlaris, Canary Reed Grass |                     |

## 2022 BALED HAY - CLASS 8

Hay must be baled - Full section of bale 12 inches long - Tied twice.

### LOTS

- |               |                        |
|---------------|------------------------|
| 1. Alfalfa    | 3. Legume Grass        |
| 2. Red Clover | 4. All Other Varieties |

## 2022 BALED STRAW - CLASS 9

### LOTS

- |          |                        |
|----------|------------------------|
| 1. Oats  | 3. Rye                 |
| 2. Wheat | 4. All other varieties |

## 2022 STALK CORN - CLASS 10

Stalk must be in good condition with at least six inches of root attached. Root must be wrapped. The judging will be done on the following basis:

- Form of stalk including root, vigor of stalks and position of ear .....70 points
  - Quality of ear.....30 points
- Total 100 points

Premiums will be awarded for best Single Stalk with ear attached.

## CLASS 11

### LOTS

1. Largest ear of corn - 2021
2. Largest ear of corn - 2022
3. Tallest stalk of corn - 2022
4. Soybean Stalk with the most pods - 2022

## LIVE PLANT - CLASS 12

### LOTS

1. Soybeans
2. Buckwheat
3. Corn
4. Alfalfa
5. All others

Exhibit display in 2 1/2 gallon pot or pail, watered and healthy.

## HAYLAGE - CLASS 13

Haylage made from Legumes or Legume grasses. Put in storage with 50% moisture or less. Place in clear 1 gallon Zip Lock bag.

## PREMIUMS

Prizes will be awarded where judge feels an outstanding item exists.  
Premiums for all lots are 1st-\$6.00, 2nd-\$4.00 and 3rd-\$2.00.

# DEPT. M - FINE ARTS



**PAM MIKEWORTH**  
Co-Supt.  
507-451-8809

**ARLENE GLEASON**  
Co-Supt.  
507-456-0516

**NAOMI JIRELE**  
Co-Supt.  
507-213-0389  
naomi4664@gmail.com

ARTS EXHIBIT SPECIAL RULES AND CONDITIONS

**ELIGIBILITY:** Any permanent resident of Minnesota, Classes 1-4 18 years of age or older. Class 5 high school grades 9-12. Exhibitors display at the discretion of the Fine Arts Dept. and department reserves the right to refuse potential exhibits without cause.

**WHAT TO ENTER:** Any piece of original art work completed by the artist that has not been exhibited previously at a Steele County Free Fair Fine Arts Exhibit. Work must be entered into the correct Class and Lot. Pieces misrepresented will be disqualified. No nude art.

**NUMBER OF PIECES PER ARTIST:** Each exhibitor may enter a total of three (3) pieces of work. The three pieces may include any combination of media, for example: one drawing, one watercolor, one acrylic, or two oils and one print. Work can be no larger than 4'x4'.

**CLARIFICATION OF SCULPTURE:** The art or practice of shaping figures or designs in the round or in relief, as by chiseling stone, modeling clay, or casting metal.

**CRITERIA FOR JUDGING ART:** Originality, Value, Composition, Use of medium.

GENERAL RULES AND REGULATIONS

- All work submitted will not be insured against damage or theft. This is fair policy.
- Watercolors, drawings, and prints must be strongly framed and covered with glass or plexiglas to prevent damage to the artworks surface. Acrylics and oils must be sturdy and ready to hang. Each piece **MUST HAVE A WIRE SUPPORT ON BACK PERMANENTLY FIXED**. Poorly framed paintings will not be accepted. Artwork entered in a wrong Class and/or Lot will be disqualified.
- NEW:** Sculptures can be no larger than 2'x2'x2'. Each must have a secure base (for standing) or strongly secured wire or hook (for hanging) to ensure safe installation. "All sculpture entries will be juried by two qualified local artists PRIOR to pre-registering. Please send a description and one clear image of your sculpture to this email: fineartscff@gmail.com by July 26th. Prior to final pre-registration day, a juror will email you a response. Approval is required (in this category only) in order to pre-register. If you are not approved, please read and consider the juror's recommendations. Thank you."
- Entry deadline is Monday, August 7, 2023.** Use entry form: Open class/Non-livestock entry form, from the Exhibitor's Guide, and submit at the SCFF fair office, Fine Arts Dept., PO Box 650, Owatonna, MN 55060 OR enter on-line at www.scff.org.
- All works submitted must be in the hands of the Fine Arts Supt. at the Fine Arts Building on the fairgrounds on **Saturday, August 12, 2023 between 9:00 a.m. and Noon.**  
**ABSOLUTELY NO ARTWORK WILL BE ACCEPTED AFTER THIS TIME.**
- All entries must have a label on the lower right hand corner stating the artists name, title of the work and the lot used. These will be removed before judging. Also, name and address of artist on lower right hand corner on the back.
- Titles submitted on entry form must be the same as titles on artwork.
- Each artist will be responsible for picking up their entries on Sunday, last day of the fair, from **8:00 p.m. - 9:00 p.m. or MONDAY, day after fair closing, from 10:00 a.m. - 12:00 p.m.**  
**Artwork cannot be picked up early.**
- Violation of any rules will disqualify the artist.
- CLASSES** - Entries will be by Classes - *Masters, Professional, Pro-Am, Amateur and High School.*

**MASTERS:** Artists who have competed in the Professional Class, winning 3 firsts in any lot in this fair.

**PROFESSIONAL:** A person who creates artwork for monetary gains. This includes commercial artists, designers, those who teach or supervise art programs, have a degree in art or who have won 3 firsts in the Pro-Am lot of this fair.

**PRO-AM:** A person through education and experience is an advanced artist, but not a professional. Anyone studying post secondary art or has won 3 firsts in the Amateur lot of this fair.

**AMATEUR:** A person who pursues art as a hobby. This does not exclude those amateurs who occasionally sell artwork.

For questions on any items, call superintendents.

PREMIUMS

**MASTERS CLASS 1**

LOT	1st	2nd
1. Watercolors.....	\$50.00	\$40.00

## Quick Reference Fine Arts

Entry form deadline: August 7, 2023 at Steele County Free Fair Office on non-livestock form or online at www.scff.org.

Artwork submitted on Saturday, August 12, 2023 between 9:00 a.m. - Noon at the Fine Arts Building. Entries picked up closing day of the fair (Sunday) from 8:00 p.m. - 9:00 p.m., and Monday after the fair from 10:00 a.m. - 12:00 p.m.

2. Drawings.....	\$50.00	\$40.00
3. Acrylics/Oil.....	\$50.00	\$40.00
4. Computer Generated.....	\$50.00	\$40.00
5. Mixed Media.....	\$50.00	\$40.00
6. *Original Prints.....	\$50.00	\$40.00
7. Sculpture.....	\$50.00	\$40.00

**PROFESSIONAL CLASS 2**

LOT	1st	2nd	3rd	Hon. Men.
1. Watercolors.....	\$45.00	\$35.00	\$25.00	Ribbon
2. Drawings.....	\$45.00	\$35.00	\$25.00	Ribbon
3. Acrylics/Oil.....	\$45.00	\$35.00	\$25.00	Ribbon
4. Computer Generated.....	\$45.00	\$35.00	\$25.00	Ribbon
5. Mixed Media.....	\$45.00	\$35.00	\$25.00	Ribbon
6. *Original Prints.....	\$45.00	\$35.00	\$25.00	Ribbon
7. Sculpture.....	\$45.00	\$35.00	\$25.00	Ribbon

**PRO-AM CLASS 3**

LOT	1st	2nd	3rd	Hon. Men.
1. Watercolors.....	\$35.00	\$25.00	\$15.00	Ribbon
2. Drawings.....	\$35.00	\$25.00	\$15.00	Ribbon
3. Acrylics/Oil.....	\$35.00	\$25.00	\$15.00	Ribbon
4. Computer Generated.....	\$35.00	\$25.00	\$15.00	Ribbon
5. Mixed Media.....	\$35.00	\$25.00	\$15.00	Ribbon
6. *Original Prints.....	\$35.00	\$25.00	\$15.00	Ribbon
7. Sculpture.....	\$35.00	\$25.00	\$15.00	Ribbon

**AMATEUR CLASS 4**

LOT	1st	2nd	3rd	Hon. Men.
1. Watercolors.....	\$30.00	\$20.00	\$10.00	Ribbon
2. Drawings.....	\$30.00	\$20.00	\$10.00	Ribbon
3. Acrylics/Oil.....	\$30.00	\$20.00	\$10.00	Ribbon
4. Computer Generated.....	\$30.00	\$20.00	\$10.00	Ribbon
5. Mixed Media.....	\$30.00	\$20.00	\$10.00	Ribbon
6. *Original Prints.....	\$30.00	\$20.00	\$10.00	Ribbon
7. Sculpture.....	\$30.00	\$20.00	\$10.00	Ribbon

**HIGH SCHOOL CLASS 5**

Eligibility: Any permanent resident of Minnesota in high school (grades 9-12).

What to enter: Any piece of original artwork completed by the student that has not been exhibited previously at the SCFF and falls under the Lots listed below. This excludes by-the-number painting.

Number of pieces: Each exhibitor may enter a total of three (3) pieces of work. All general rules & regulations apply.

LOT	1st	2nd	3rd	Hon. Men.
1. Watercolors.....	\$10.00	\$8.00	\$6.00	Ribbon
2. Drawings.....	\$10.00	\$8.00	\$6.00	Ribbon
3. Acrylics/Oil.....	\$10.00	\$8.00	\$6.00	Ribbon
4. Computer Generated.....	\$10.00	\$8.00	\$6.00	Ribbon
5. Mixed Media.....	\$10.00	\$8.00	\$6.00	Ribbon
6. *Original Prints.....	\$10.00	\$8.00	\$6.00	Ribbon
7. Sculpture.....	\$10.00	\$8.00	\$6.00	Ribbon

\*Original prints excludes signed and numbered prints.

The **GRAND CHAMPION** and **RESERVE CHAMPION** will be chosen by the judges from all blue ribbon winners.

**Grand Champion:** Owatonna Arts Center \$50 or an annual single membership.

**Reserve Champion:** Haberman Framing \$40.00.

**People's Choice Award:** A trophy will be awarded to the artist chosen by public vote.

# DEPT. N - PHOTOGRAPHY



**Sandee Hardy-Hagen**  
Superintendent

507-475-1094

hardyhagen@hotmail.com

## Quick Reference Photography

Entries need to be at the fair office by August 4th with photography entry form attached. Pick-up entries in Photography department August 20th from 6:00-7:00 p.m. Remaining entries will be in the fair office at noon August 21st and should be picked up by August 25th.

**GLADYS WAVRIN BEST  
IN SHOW PLAQUE  
WILL BE AWARDED**

## PLEASE READ AND FOLLOW THE RULES OF ENTRY

1. Entries are open to amateurs who pursue photography as a hobby.
2. The appropriate class and lot must be listed on the back of each print. Special entry blanks may be obtained at the SCFF office or downloaded from [www.scff.org](http://www.scff.org). Use **only one entry blank to list all entries. It must be enclosed with the pictures entered.** Online entries will not be accepted.
3. All prints must be securely mounted on 16"x 20" matboard, foam core, or cardboard, but **NOT THIN TAGBOARD** and strong enough to keep the print flat; arranged to be exhibited with the 20" dimension **VERTICAL OR HORIZONTAL**. Exhibitor's name, address, print title, class and lot must be legibly printed on the back of each mount. Title on **FRONT** of the mount is **NOT** required, nor desired, since it's a picture distraction. It is suggested that the letters be no more than 1" high. Mountings must be **secure**, neat, and attractive. **NO GLASS, FRAME MOUNTED OR WRAP AROUND MOUNTED ENTRIES WILL BE ACCEPTED.**
4. Entries must be mailed or hand delivered with the entry blank to the Steele County Free Fair Office, 1525 S. Cedar, Owatonna, MN 55060. The entries must be received by **August 4**. For the protection of the photos, submit entries in a **labeled box or bag no larger than 20"x 24"x 3"**. **No late entries will be accepted. If you want your bag or box returned, print your name or use an address label for proper identification.**
5. Entries should be picked up at the exhibit space at the fairgrounds between 6 PM and 7 PM on Sunday, August 21, from noon August 22 to August 26 pictures may be picked up at the fair office. If pictures are removed from the exhibit without permission, before 6 PM Sunday, the right to enter future competition will be forfeited. If it is desired to have them returned by mail, packaging, postage and return label must be provided.
6. The Steele County Free Fair assumes no responsibility for loss or damage to prints; however, all reasonable care and diligence will be exercised to safeguard the exhibits.
7. The right to photograph, copy or reproduce any entry or group of entries for the purposes of Fair publicity is considered granted unless specifically denied on the entry form.
8. **ALL** Winning entries are **NOT** eligible for re-entry in competition again, although applicable to a different lot.
9. Judging is based upon **COMPOSITION** (Subject placement in the format area/Cropped viewpoint), **IMAGE QUALITY**, (Sharpness, Exposure, Lighting, etc.) and **INTEREST VALUE** (Grabs/Holds your attention).
10. **ALL** judging decisions are **FINAL**, including the number and type of awards issued.
11. A People's Choice Award, sponsored by Tri M Graphics, will be selected by viewer votes. Voting will close at 12:00 p.m. Sunday, August 22. **Please vote only once.**  
A plaque will be awarded to the winner.
12. **NO OUT-OF-STATE ENTRIES.**

## PREMIUMS

First place in each lot ..... \$10.00 and ribbon  
 Second place in each lot ..... \$8.00 and ribbon  
 Third place in each lot ..... \$6.00 and ribbon  
 Honorable Mention in each lot ..... \$4.00 and ribbon  
 (One honorable mention will be given for every 8 entries in each lot).  
**BEST IN EACH CLASS - Champion Ribbons & \$5.00**

Photography Department Sponsored by



110 W Broadway Street • Downtown, Owatonna  
 507-451-3460 • [www.centralparkframing.com](http://www.centralparkframing.com)

**NOTE: The photography department is on the 2nd floor of the Four Seasons Centre. Please note the second floor is accessible by either stairs or an elevator and is air conditioned.**

## PHOTOGRAPHY DESCRIPTIONS

1. These are the **SIX CLASSES** in the Photography Department, defined as follows: Adult (ages 18 & up), Junior (ages 10-17), and Professional  
**ENLARGEMENTS** - 8x10 or larger, Color or Black & White. **CLASS 1 (Adult) CLASS 2 (Junior) CLASS 3 (\*Professional)** \*Professional is one who owns a photography business or pays taxes on their photos.

**SNAPSHOTS** - 5x7 or smaller either in Color or Black & White. **CLASS 4 (Adult), CLASS 5 (Junior), CLASS 6 (\*Professional)**\*Professional is one who owns a photography business or pays taxes on their photos.

2. Within each Class, exhibitors may submit up to **TWO (2)** entries in each lot. Limit of 12 entries per exhibitor.

## COMPUTER MANIPULATION ALLOWED ONLY IN OPEN, PEOPLE AND SCENERY LOTS are defined as follows:

Lot 1 - **OPEN** - Domestic animals, cultivated plants or flowers, still life, and all computer altered images. Computer manipulation allowed.

Lot 2 - **PEOPLE** - The person(s) must be the predominate center of interest.

Lot 3 - **NATURE** - There should be no evidence of the influence of man, such as cultivated plants or flowers, domestic animals, fences, utility poles, road, trails, etc. \***NO MANIPULATION**

Lot 4 - **SCENERY** - Landscape, Seascape, Cityscapes also acceptable, but man's influences may be in evidence.

Lot 5 - **PHOTO JOURNALISM** - (Life in our World) Humans and their environment. Include spot news, sports, dramatic events, human interest, tell a story. Items that would be seen in a newspaper. \***NO MANIPULATION**

**ENLARGEMENTS - 8x10 or larger. One Print on one mount.**

**Class 1** - Adult (ages 18 & up)

**Class 2** - Junior (ages 10-17)

**Class 3** - Professional

Lot 1 - Open

Lot 2 - People

Lot 3 - Nature

Lot 4 - Scenery

Lot 5 - Photo Journalism

**SNAPSHOTS - Only Five or Six Photos on each entry. 5x7 or smaller.**

**No 8x10 allowed.**

**Class 4** - Adult (ages 18 & up)

**Class 5** - Junior (ages 10-17)

**Class 6** - Professional

Lot 1 - Open

Lot 2 - People

Lot 3 - Nature

Lot 4 - Scenery

Lot 5 - Photo Journalism

# DEPT. 0 - HOBBIES



**DEB MATHER**  
Co-Supt.  
507-456-6532



**AMY KAIN**  
Co-Supt.  
507-455-3458



**NICOLE HEERS**  
Co-Supt.  
507-456-9444

Email: [hobbies.scff@gmail.com](mailto:hobbies.scff@gmail.com)

## DEPARTMENT RULES

- ONLY PREREGISTERED ITEMS WILL BE ACCEPTED ON REGISTRATION DAY.** Exhibitors are encouraged to register all items they are thinking of bringing to the fair. Please remember that you are not obligated to enter what you have preregistered. Items can be deleted, but will not be allowed to be added on entry day. Use Open Non-Livestock entry form from [www.scff.org](http://www.scff.org), OR entry blank can be found in the front of the Exhibitor's Guide and can be dropped off or mailed to Steele County Free Fair office - 1525 S Cedar Ave PO Box 650, Owatonna, MN 55060.
- Exhibitors will be grouped as Junior (12 and under), Teen (13-17), Adult (18-64), and Senior (over 65). Each age category is judged separately. Please label all juniors and teens entry sheet with their age.
- Entries must be the work of the exhibitor and be a completely finished project. No collections are accepted.
- Entries will be judged equally on 1) Craftsmanship; 2) Originality and Design; 3) Difficulty of Project; and 4) Presentation.
- The Department Superintendents reserve the right to screen entries for quality, cleanliness and to fit available facilities. Entries must fit through a doorway 80" high, 28" wide, and the base of the exhibit should be no larger than 15 sq. ft. and no larger than 5' deep. Soiled items will not be judged.
- No item which has been judged in the Hobbies Department of the Steele County Free Fair previously is eligible for entry.
- The Fair Management will use diligence to help insure the safety of articles in the exhibit, but in no case will they be responsible for loss or damage which may occur.
- Only two (2) entries in a lot will be accepted per each exhibitor (unless otherwise noted); however an exhibitor may enter in as many lots as you choose.
- Woven and braided rugs, pillows, most garments and linens, knitting and crochet (except dolls and framed items), purses and tote bags should be entered in the Textiles Department.
- All entries meant to be hanging must be framed and ready for display, wire hangers or chain preferred for hanging. Binder clips work well for foam core board hanging
- Prize winners will be selected from each class where judge feels an outstanding item exists. Premiums for each lot are \$3.00 for 1<sup>st</sup>, \$2.00 for 2<sup>nd</sup>, and \$1.00 for 3<sup>rd</sup>. These items will compete for additional \$4.00 Reserve Champion, \$6.00 Champion Prizes, one \$8.00 Reserve Grand Champion and one \$10.00 Grand Champion Prize. Superintendents may award a \$5.00 Special Award to an entry for its uniqueness and/or time involved.

### CLASS 1A

#### FABRIC & BEAD CREATIVE CHALLENGE

**Beads are donated by The "Tiny" Shop @ Glass Garden Beads, Faribault, MN.**

Use your imagination to create any hand-crafted item incorporating the required fabric and beads, which may be picked up at the Fair Office for \$4 per packet. You may use any technique and may add other craft mediums. The item will be judged on creativity and workmanship.

Special Rules:

- Purchase a packet with a (18"x22") of selected fabric and beads from the Fair Office for \$4 (can use more than one if you desire).
- The fabric and beads must be recognizable, but you don't have to use the entire packet.
- The item must be entirely hand crafted by the exhibitor.
- The item must be under 36" in length, width and height.
- The item may be made using any technique, using any medium. It does not need to be sewn but could be quilts, jewelry, woodcraft, basketry, etc.

**Lot**

- All items

## Quick Reference - Hobbies

Pre-registered entries only - Use Open Non-Livestock entry form on [www.scff.org](http://www.scff.org) or in the Exhibitor's Guide. Due online or to the fair office by Monday, August 7. Bring your entries on Friday, August 11 from 5-7 or Saturday, August 12 from 9-Noon to the Hobbies Department. (Under the grandstand) No early or late entries are accepted.

If you feel that is helpful, include a 3x5 card explaining your process.

It will only be used for judging, not for display.

Project Pickup - Monday, the day after the fair closing from 10:30-12:30.

### CLASS 1 - NEEDLEWORK

(Such as wall hangings, pictures, etc.)

**Lot**

- Counted cross-stitch framed
- Counted cross-stitch-completed project intended to be unframed
- Embroidery, crewel and stamped cross-stitch
- Canvas work (Needlepoint)
- Latch hook
- Plastic Canvas
- Combination of stitches
- Needle punch
- Other

### CLASS 2 - FIBER CRAFTS

(Enter wearables, purses and tote bags in Textile Dept.)

**Lot**

- Primitive wool rug hooking
- Boiled wool felting
- Wool applique with embroidery (i.e. penny rug)
- Machine embroidery (enter wall hangings in Class 3)
- Tree skirt
- Holiday stocking
- Pin cushions
- Yarn spinning
- Other (If counted cross-stitch - enter in CLASS 1)

### CLASS 3 - FABRIC QUILTED WALL HANGINGS

All need to be ready to hang on the wall with sleeve, rings, or tabs. Exhibitor must also bring a dowel rod or curtain rod to hang it on.

(Larger than 24" square.)

Champion and Reserve Champion will receive Gift Certificates from Calico Hutch Quilt Shop - Hayward, MN.  
All entrants will receive a discount coupon.

- Appliquéd - Constructed by entrant and quilted on household sewing machine by the entrant.
- Pieced - Constructed by entrant and quilted on household sewing machine by the entrant.
- Paper Pieced - Constructed by entrant and quilted on household sewing machine by the entrant.
- Combination of techniques - Constructed by entrant and quilted on household sewing machine by the entrant (Please include a 3x5 card with note of which techniques used).
- Appliquéd - Constructed by entrant and quilted on a long arm machine.
- Pieced - Constructed by entrant and quilted on a long arm machine.
- Paper Pieced - Constructed by entrant and quilted on a long arm machine.
- Combination of techniques - Constructed by entrant and quilted on a long arm machine. (Please include a 3x5 card with note of which techniques used).
- Machine Embroidery - All "In the Hoop" Wall Hangings
- Group wall hanging (pieced, applique or mixed, hand or machine quilted - must be made by at least 5 people.
- Other

### CLASS 4 - FABRIC MINATURE QUILTED WALL HANGINGS

All need to be ready to hang on the wall with sleeve, rings, or tabs. Exhibitor must also bring a dowel rod or way to hang it.

Champion and Reserve Champion will receive Gift Certificates from Calico Hutch Quilt Shop - Hayward, MN. All entrants will receive a discount coupon.  
(Equal to or smaller than 24" on each side)

**Lot**

- |  |                       |
|--|-----------------------|
| 1. Appliquéd   | 5. Machine Embroidery |
| 2. Pieced  | 6. Other              |
| 3. Paper Pieced  |                       |
| 4. Combination of techniques - (Please include a 3x5 card with note of which techniques used). |                       |

# DEPT. O - HOBBIES *CONTINUED*

## CLASS 5 - QUILTED ON A STICK

Free corn dog on a stick coupon for all entrants from Troy Temple - Temple Concessions

**Special Rules:** Entry must be made out of fabric no larger than 8" wide and 9" tall using any quilt construction method and must be hand or machine quilted by the exhibitor. Quilt backing must include a centered vertical sleeve which has an inserted paint stick.

- Lot**
1. Satisfaction Guaranteed fair theme
  2. Other

## CLASS 6 - DOLLS & TOYS

- Lot**
- |                                |   |
|--------------------------------|---|
| 1 Doll clothes made of fabric  | 4 Doll Accessories                      |
| 2 Doll clothes made of yarn    | 5 Knit or Crochet Stuffed Animals/Dolls |
| 3 Fabric Stuffed Animals/Dolls | 6 Other                                 |

## CLASS 7 - WOODCRAFT

(Label all items made from kits) For information during judging, please summarize the steps used to complete your project on a 3x5 card. This will not be displayed. Note Department Rule #5 for size restrictions

- Lot**
- |                                       |                                 |
|---------------------------------------|---------------------------------|
| 1 Toy, game, or whirlingig            | 6 Carved - not painted          |
| 2 Birdhouse or feeder                 | 7 Home furnishings              |
| 3 Coping, fret, scroll or jigsaw work | (such as clocks, shelves, etc.) |
| 4 Furniture                           | 8 Turned items                  |
| 5 Refinished article                  | 9 Other                         |

## CLASS 8 - PAINTED CRAFTS

Framed or original artwork should be entered in the Fine Arts or Youth Art Department

- Lot**
- 1 Rosemaling or tole painting
  - 2 Wood cutouts (painted)
  - 3 Painting on clothing or fabric
  - 4 Carved & painted
  - 5 Barn quilts - no larger than 4'x4'
  - 6 Other

## CLASS 9 - ETHNIC/HISTORICAL CRAFTS

Examples are American Indian or pioneer theme such as beadwork, leatherwork, peace pipe, dream catcher, etc.

- Lot** 1 All Entries

## CLASS 10 - BASKET WEAVING

Weave fiber over and under each other to create a shape. Champion & Reserve Champion will receive a special award from Friends of Basket Weaving.

- Lot**
- |                           |               |
|---------------------------|---------------|
| 1 Plaited (flat material) | 6 Double wall |
| 2 Round reed              | 7 Naturals    |
| 3 Woven on mold           | 8 Twill       |
| 4 Combination             | 9 Other       |
| 5 Rib                     |               |

## CLASS 11 - MODELS

No "Legos" or snap together construction toys accepted.

- Lot**
- 1 Kits
  - 2 Original designs
  - 3 Plans-No kits

## CLASS 12 - PAPER CRAFT

**Special Prizes awarded by Nikki's Scrapbook Nook, Blooming Prairie, MN**  
See Class 14 for full size scrapbook pages. Cards can be securely mounted on foam core board no larger than 18" x 24", but do not need to be if it shows the design better to not be on a board. Choose the best Lot, but do not duplicate lots with the same designs. You can include a 3x5 card explaining your process for judging if you'd like. It will not be displayed.

- Lot**
- |                |                       |
|----------------|-----------------------|
| 1 Origami      | 5 Handmade mini books |
| 2 Books        | 6 Gift Tags           |
| 3 3-D Cards    | 7 Other               |
| 4 Shadow Boxes |                       |

## CLASS 13 - CARD MAKING

**Special Prizes awarded by Nikki's Scrapbook Nook, Blooming Prairie, MN**  
Please include 3-6 items. If project is flat, securely mount on foam core board no larger than 18" x 24" and should be ready to hang on the wall for display.

(Binder clips work well for hanging). Choose the best Lot, but do not duplicate lots with same designs. You can include a 3x5 card explaining your process for judging if you'd like. It will not be displayed.

- Lot**
- |                 |                 |
|-----------------|-----------------|
| 1 Backgrounds   | 4 3-D           |
| 2 Special Folds | 5 Most Creative |
| 3 Coloring      | 6 Other         |

## CLASS 14 - SCRAPBOOKING

**Special Prizes awarded by Nikki's Scrapbook Nook, Blooming Prairie, MN**

- 1 Display to be 2 pages (any size) mounted on foam core or heavy cardboard no larger than 18" x 24" and have binder clips to be ready to hang on the wall.
- 2 Pages must stay within the board boundaries
- 3 For protection of the pages, please use plastic sleeves and securely mount to the foam core or cardboard.

- Lot**
- |                              |                             |
|------------------------------|-----------------------------|
| 1 Children                   | 5 Special Events and Other  |
| 2 Nature                     | 6 Shadow Box with photo     |
| 3 Vacation Trips or Holidays | 7 Mini-scrapbook with photo |
| 4 Wedding or Baptism         |                             |

## CLASS 15 - BEADED JEWELRY

Enter pony beads, plastics and rubber-band creating in Class 20.

- Lot**
- 1 Necklace stitched
  - 2 Necklace strung
  - 3 Bracelet stitched
  - 4 Bracelet strung
  - 5 Earrings - set of 6 pair
  - 6 Wirework
  - 7 Lapidary
  - 8 Jewelry with beads made by exhibitor (i.e. lampwork, femo, fused, etc.)
  - 9 Art beadweaving (i.e. loom, flatwork, etc.)
  - 10 Other

## CLASS 16 - UPSCALED RECYCLE

Take that item from the trash and invent a new life for it. Use the lot that relates to what item you are starting with.

- Lot**
- |                    |             |
|--------------------|-------------|
| 1 Beads & Buttons  | 5 Fabrics   |
| 2 Wood             | 6 Furniture |
| 3 Metal            | 7 Other     |
| 4 Glass or Ceramic |             |

## CLASS 17 - POTTERY

- Lot**
- |                |         |
|----------------|---------|
| 1 Wheel thrown | 3 Other |
| 2 Hand formed  |         |

## CLASS 18 - STAINED GLASS

- Lot**
- |          |         |
|----------|---------|
| 1 Foiled | 3 Other |
| 2 Leaded |         |

## CLASS 19 - HAND MADE FISHING TACKLE

- Lot**
- 1 Rods
  - 2 Flies
  - 3 Lures

## CLASS 20 - MISCELLANEOUS

No collections, Lego or snap together projects, artificial and dried flower arrangement will be accepted. Framed art should be in Fine Arts or Youth Art.

- Lot**
- 1 Decorative Bird House
  - 2 Synthetic Clay
  - 3 Fiber Weaving (Rugs should be in Textiles)
  - 4 Rubber band loom
  - 5 Natural - wheat, corn husk, pinecones, herbs or grapevines
  - 6 Gourds
  - 7 Jewelry (using pony beads or other plastic beads)
  - 8 Ornament Set (all handmade ornaments should be in this lot). Minimum of 3 ornaments mounted or displayed. Can be made of fabric, wood, metal, etc.
  - 9 Wreath
  - 10 Duct Tape
  - 11 Wood Burning
  - 12 Nail & String Art
  - 13 Macrame
  - 14 Diamond Art
  - 15 Other

## CLASS 21 - NURSING HOME, GROUP HOME OR OTHER SPECIAL CITIZEN

Quality items will be judged with same criteria as listed in department rules. Two entries per exhibitor accepted.

- Lot**
1. All Entries

# DEPT. P - FFA ACTIVITIES



**LIZ TINAGLIA**  
Superintendent

**MARVIN SPINDLER**  
Superintendent

16895 Falk Avenue  
Faribault, MN 55021  
507-210-6565  
etinaglia@isd761.org

5575 SE 54th Ave.  
Owatonna, MN  
507-451-5061  
mspindler@gofast.am

Storybook farm facilities will be supervised at all times by FFA members of Steele County. The care of the exhibit is the responsibility of the owner. Pens are to be cleaned & bedded daily.

Activities and demonstrations are planned by the Owatonna FFA Chapter during fair week.

### CLASSES OF EXHIBITS

#### CLASS 1 - LARGE ANIMALS

##### LOTS

- 1 Cow & calf of common beef or dairy breed
- 2 Sow & litter
- 3 Lamb and mother
- 4 Pony or pony colt
- 5 Other animals
- 6 Goat & Kid



#### CLASS 2 - SMALL ANIMALS

##### LOTS

- 1 Dog and pups
- 2 Cat and kittens
- 3 Rabbits, doe and litter
- 4 Other small animals

#### CLASS 3 - FOUL

##### LOTS

- |                    |               |
|--------------------|---------------|
| 1 Duck & Ducklings | 6 Turkeys     |
| 2 Geese            | 7 Pheasants   |
| 3 Hens & Chicks    | 8 Pigeons     |
| 4 Rooster          | 9 Bantams     |
| 5 Guineas          | 10 Older Fowl |

#### STORYBOOK FARM PREMIUMS

Large Animals .....	\$10.00
Small Animals .....	\$6.00
Fowl.....	\$4.00

## FOR HEALTH REQUIREMENTS-SEE LAST PAGE

### PART I - FFA STORY BOOK FARM

This department was introduced to the Steele County Free Fair in 1958 and because of the great amount of interest shown by both children and adults, it has become a permanent feature.

The storybook farm is located at the northeast corner of the race track, next to the machinery exhibits. The farmyard will be open from 9:00 a.m. until 10:00 p.m. daily.

Entries are open to all classes of animals, wild or domesticated- . all of which may or may not be common to, but are raised on farms of Steele County.

Entries must be in place by 4:00 p.m. opening day of the fair. All entries are to remain in place until 7:00 p.m. Sunday.

Entries will be accepted by the superintendents or by contacting the fair secretary. The entry forms are also on the website at scff.org.

Pens and space will be limited. Exhibits in the best condition and with the greatest appeal will be given first consideration. Selection of animals placed in the farmyard will be made by a committee. Points of selection will be: age, condition, suitability and general appeal. Premiums will be made only on worthy exhibits. Amount of the premium will be based on the categories listed below.

Equine Hall of Fame  
Tuesday  
August 15  
1:00 PM  
Cattle Show Arena

Livestock Hall of  
Fame/**Century Farm**  
Tuesday  
August 15  
2:30 PM  
Cattle Show Arena



# DEPT. Q - HOMEMADE WINE



**LISA RICHMOND**  
Superintendent  
507-676-0302

## RULES & REGULATIONS

1. No limit on entries.
2. All entries must be homemade.
3. Wines must be bottled in 750 ml. bottles.
4. All bottles must be securely corked or capped.
5. Each bottle must be labeled with description of contents.
  1. Sweet or Dry
  2. Fruits or Vegetables
6. Each bottle will be assigned a number and class by a member of the wine committee at the time of entry.
7. All ribbons will be awarded on the Opening Day of the Fair.
8. All wine entries must be submitted by 5:00 PM on Friday, August 11 at the SCFF Office.
9. The Fair management will exercise diligence to insure the safety of exhibits but, in no case will be responsible for damage or loss.
10. All entries must remain in place until 3:00 PM Sunday, closing day of the fair. All entries must be picked up Sunday afternoon between 3:00 PM and 4:00 PM on the second floor of the Four Season Centre.
11. All opened bottles will be dumped after judging due to liability issues.

## Premiums

1st - \$15.00    2nd - \$10.00    3rd - \$5.00



*Homemade Wine*  
Department Sponsored by



## Quick Reference Homemade Wine

Pre-register online at [www.scff.org](http://www.scff.org).  
Bring entry to fair office by Friday, August 11th at 5:00 P.M.

### CLASS A - GRAPE

#### LOTS

1. Dry Red
2. Sweet Red
3. Sweet White
4. Dry White

### CLASS B - FRUIT (WILD)

#### LOTS

1. Dry
2. Sweet

### CLASS C - FRUIT (OTHER)

#### LOTS

1. Dry
2. Sweet

### CLASS D - VEGETABLE

#### LOTS

1. Dry
2. Sweet

### CLASS E - OTHER (FLOWERS, GRAINS, ETC.)

#### LOTS

1. Dry
2. Sweet
3. Concentrate



# DEPT. R - WOOD CARVING



**STEPHANIE KOLBE**  
Co-Superintendent  
1014 Almar Pl.  
Owatonna, MN 55060  
507-451-9066



**DOUG KOLBE**  
Co-Superintendent  
1014 Almar Pl.  
Owatonna, MN 55060  
507-451-9066



**MYRON SPINDLER**  
Co-Superintendent  
Hope, MN 56046  
507-451-0056

This creative activity will be strictly woodcarving and will be sponsored by the Steele County Free Fair. There will be no age limit and it will be open to the public.

## RULES & REGULATIONS

1. All work must be in the hands of the superintendent of wood-carving at the Fine Arts Building at the fairgrounds between 1:00 and 2:00 P.M. on the Sunday, August 13th, prior to the start of fair week. No carvings will be accepted after this time.
2. Each carver will be responsible for picking up his/her entries on Monday after the fair, between 9:30-10:30 A.M.
3. All entries must be accompanied by a sheet listing the carver's name, address and phone number, plus a listing of each piece to be shown, and insurance value of each carving. Work exhibited will not be insured against damage or theft. This is the responsibility of the artist.
4. All carvings will be for display only, with no official judging or competition to be conducted.

# DEPT. S - HOMEMADE BEER

<b>KOREY BORCHERT</b> Superintendent 2825 Northridge Lane Owatonna, MN 55060 507-456-2019	<b>TERRENCE FLYNN</b> Superintendent 1037 11th Ave. NE Owatonna, MN 55060 507-363-2176	<b>ROD BAKER</b> Superintendent 111 N. Walnut Owatonna, MN 55060 507-456-8586
---	--	---

Entries this year will be completed using forms provided by Beer Judging Certification Program (BJCP). You can find the guidelines and entry forms at <https://rb.gy/vz2892>. Specific links will be given below. Categories will be based upon the BJCP 2015 categories.

Entries can be brought to the fair on Sunday, August 13 between 3:30 pm and 5:30 pm, or on Monday, August 14 between 5:00 pm and 7:00 pm. Entries will be received at the Fine Arts Building.

## RULES & REGULATIONS

1. Each contestant needs to enter two bottles of beer for each entry. One bottle for the first round, and one bottle for the Best of Show round.
2. All contestants must be 21 years of age or older.
3. All beers must be homebrewed by an amateur and in non-commercial facilities.
4. All entries must remain in place and can be picked up at 8 p.m. on Sunday, August 20.
5. First place winners in each lot will compete for Best-Of-Show.
6. First Round of judging occurs on Wednesday, August 16 between 6 and 8 p.m. in the Fine Arts Building.
7. This year homemade beer entries will be made using the form found at [www.scff.org](http://www.scff.org)-More-Entry Forms-Beer Judging Form. Please complete the basic data at the top of the page and the category and sub-category of the beer. Each beer/entry you provide will need a single entry form. You do not need to include the whole recipe with your entry. Categories and subcategories can be found at [http://www.bjcp.org/docs/2015\\_Guidelines\\_Beer.pdf](http://www.bjcp.org/docs/2015_Guidelines_Beer.pdf). The style guidelines can also be found through phone apps for Android and iPhone.
8. Results will be posted by Friday at Noon at the Fine Arts Building.

## BEER SPECIFICATIONS

1. Beer may be made from malt, hops, grain, fruit/vegetable/juice, or any other product commonly used in making beer.
2. Each entry must be bottled in a clean brown or green bottle with at least a 10 ounce capacity. We prefer they have no raised-glass brand name lettering and printed caps are blacked out.
3. An entry form must be filled out for each bottle with a description of the beer, i.e., category and sub-category from the BJCP style guidelines, and the name and address of the brewer.

## SOME JUDGING CRITERIA

1. Appropriateness of classification. Does the entry belong in the Lot and Style the contestant has chosen to place it in.
2. Bouquet/Aroma as appropriate for the style. A maximum score of 12 points will be awarded; Malt, Hops, Other Aromatic Characteristics.
3. Appearance as appropriate for the style. A maximum score of 3 points will be awarded; Color, Clarity, Head Retention.
4. Flavor as appropriate for the style. A maximum score of 20 points will be awarded; Malt, Hops, Fermentation Characteristics, Finish/Aftertaste, Balance, Other flavor Characteristics.
5. Mouth feel is full or thin as appropriate for the style. A maximum score of 5 points will be awarded.
6. Drinkability and overall impression. A maximum score of 10 points will be awarded.
7. Judges will select the prize entry in each lot, reserving the right to withhold any award, if in their opinion, the work submitted does not merit an award. The judges' decisions are final.
8. Judges will not judge a Lot in which they have an entry.

## Class 1 - Beer

This year we will not have pre-determined lots but will set up lots based upon the entries. This way we hope to have a more even distribution of entries amongst the lots. The number of lots will be determined by the number of entries, however, we anticipate that we will have around 13 separate lots.

## Class 2 - Beer Label Contest

Label must be displayed on a bottle. Entries must be appropriate for display at the fair. No trademark or copyright material can be used. Judging will be on Art, Creativity and Information. Original artwork will be given greater credits compared to artwork taken from other sources, such as clip art. Other rules apply as listed for the homebrew contest.

## PREMIUMS

	1st	2nd	3rd
Premium - Each lot .....	Ribbon & Glassware	Ribbon	Ribbon
Best of Show prize will be awarded.			

Homemade Beer Department Sponsored by



# Visit the KRFO Town Square

- Elmer Reseland Stage
- Moogician
- Coloring Wall
- Playground Area
- The Electrifying Magic of Jay Mattioli
- Greg the Great Magic (Sunday)

# DEPT. T - YOUTH ART



**Christina Spencer**  
Superintendent  
507-676-6080  
cmspencer01@gmail.com



**Samantha Evans**  
Assit. Superintendent

## Class - Preschool & Youth Artists

Children are invited to display their favorite artistic creations at this year's Steele County Free Fair, August 15 - 20, 2023.

**Class 1 - Preschoolers (0-4)** emphasis is on process, not product. No judging or competition will take place in the preschool categories.

## Class 2 - Youth Artists (Grade K-8)

People's Choice awards will be based on voting that happens during the week of the fair and tallied on Saturday night. They will be displayed Sunday, August 20th, noon.

Trophy winners will be chosen by guest judges based on originality, design, use of medium, and craftsmanship. Trophies displayed during the fair.

Pre-registration is required. Mail entry forms (found in Exhibitor's Guide) to Steele County Free Fair/ Youth Art, P.O. Box 650, Owatonna, MN 55060 or enter online at [www.scff.org](http://www.scff.org) using child's name. Do not send actual projects. Pre-registration deadline is Monday, August 7.

Late entries will not be included in judging.

## RULES AND REGULATIONS

1. At least 90% of the work must be done by the child.
2. Flat projects must be 24"x24" or smaller.
3. 3-D projects must be 12"x12"x12" or smaller.

## Quick Reference Youth Art

Registration Deadline: Monday, August 7

\*Use open entry/non-livestock form in the Exhibitor's Guide or online at [www.scff.org](http://www.scff.org). Remember to create account in child's name.

Project Drop Off: Saturday, August 12  
9:00 a.m. - 12:00 p.m.

Project Pick-up: Sun., August 20-8:00 p.m.-9:00 p.m.  
& Monday, August 21-10:00 a.m.-Noon

4. Each child may enter up to 3 projects. Only 1 Stella & Steely please.
5. Each project must have a title.
6. All projects must be dropped off on Saturday, August 12, between 9:00 a.m-noon, at the Fine Arts building, just North of the Four Seasons on the fairgrounds.
7. All entries must be picked up Sunday, August 20 between 8:00-9:00 p.m. or Monday, August 21, 10:00 a.m. to noon, after the close of the fair.

## CATEGORIES:

### PRESCHOOL - Class 1

**Lot 1 - Hanging Project** - Ideas might include, but are not limited to, finger painting, card making, stamp art, collages, original drawings, etc. No coloring book pages please.

**Lot 2 - 3 Dimensional Project** - Anything made out of clay, play-doh, a cardboard box, paper towel tubes, etc. to display on shelf.

**Lot 3 - Steely & Stella**

### YOUTH ARTISTS - Class 2

**Lot 1 - Hanging Project** - Any drawing, watercolor, oil, acrylic, temptra, mixed media or original piece. \*\*\* ***ALL ART MUST BE READY TO HANG.***

**Lot 2 - 3 Dimensional Project** - Any sculpture, mixed media or original art piece, to display on shelf.

**Lot 3 - Steely & Stella**

Youth Art  
Department  
Sponsored by



## SALUTE TO STEELY AND STELLA:

Pre-school - 8th grade may submit one project that somehow depicts or includes STEELY and/or STELLA the fair steer. Your projects may be hanging or 3 dimensional. The judging will be private, held before the opening of the fair and ribbons will be awarded to Steely and Stella's favorites. See rules and regulations above for details.

Visit Gandy's  
**Old Iron Show** On the  
East Side of the  
Fairgrounds

Wander Through The Wells Fargo  
Auto Museum  
**Corvettes C1-C8**

# DEPT. U - ROCKS AND MINERALS



**LINDA STOCKWELL**  
Co-Superintendent  
Owatonna, MN 55060  
507-456-4490



**JIM O'NEIL**  
Co-Superintendent  
Faribault, MN 55021  
507-332-8780



**JAN O'NEIL**  
Co-Superintendent  
Faribault, MN 55021  
507-332-8780

## Rules & Regulations:

1. All entries must have a sheet listing the displayer's name, address and phone number. Also, the material must be labeled with correct name and where it is from for ease of identification when you pick it up. Email this information by August 1, 2023 to [scgmccemail@gmail.com](mailto:scgmccemail@gmail.com) or call one of the co-superintendents. Displayed material will not be insured against damage or theft. This is the responsibility of the owner.
2. All material must be dropped off on Sunday, August 13, 2023 between 2:00-4:00 p.m. at the Fine Arts Building – Curling Club located next to the Four Seasons Building. Also, Monday, August 14, 2023 from 11:00 a.m. to 1:00 p.m. also in the Fine Arts Building.
3. Each owner will be responsible for picking up their material on Sunday, August 20, 2023 from 8:00-9:00 p.m. after the close of the fair or Monday, August 21, from 11:00 a.m. to 12:00 p.m. in the Fine Arts Building.
4. During the fair, feel free to sign up at our booth for the fair drawing as it is open to the public. The winner will be drawn on Sunday evening at 8:00 pm after the fair closing. You need not be present to win.

## Located in the Fine Arts Building - Curling Club

Rocks-Minerals-Fossil - Artifacts-Petrified Wood-  
Handmade Gemstone Jewelry

Sponsored by the Steele County Gem & Mineral Club.

Entries are open to the public, all ages welcome.

All items are for display only.

No official judging or competition will be conducted.

Participation ribbons are given.

This will be our 16th Annual Exhibit.



# DEPT. V - YOUTH LIVESTOCK JUDGING



**ZACH  
VONRUDE**  
Co-Superintendent  
66583 170th Ave.  
Dodge Center, MN 55927  
507-577-9876



**BEN JENSEN**  
Co-Superintendent  
11726 St. Hwy 24  
West Concord, MN  
507-317-1720



**BRIAN RYPKA**  
Co-Superintendent  
3722 St. Paul Road  
Owatonna, MN  
507-456-1684

## CLASSES

### **Dairy:**

1. Six classes represented by at least two breeds of cattle.
2. Two oral reasons classes for seniors; One oral reasons class for intermediates. No oral reasons for juniors.

### **General Livestock:**

1. Six classes represented by two classes from swine and beef; and 1 class of market goats and sheep. Classes may consist of market animals, breeding animals, or both.
2. Two oral reasons classes.
3. One question class.

## AWARDS IN EACH CONTEST

### **Ribbons to:**

Top five teams: overall & reasons in each division

Top five individuals: overall & reasons in each division

**Registration Fee:** \$1 per judging contestant. Payable at time of registration. No advance registration is required.

### **Judging Contest Assistance:**

All adults with team responsibilities (coaches, chaperones, etc.) will be assigned a responsibility in scoring, tabulating, taking reasons, as officials or as group leaders upon their team's registration.

The 2023 Steele County Free Fair will host a Youth Livestock Judging Contest for all interested youth.

## DETAILS

**DATE:** Friday evening, August 18, 2023

**TIME:** Registration for Dairy & General Livestock - 3:30 PM  
General Livestock Contest - 4:30 PM  
Dairy Contest - 5:30 PM

**PLACE:** Steele County Fairgrounds, Owatonna

General Livestock Contest - Sheep Arena  
Dairy Contest - Cattle Judging Arena

## CONTEST RULES

1. Team will consist of 3-4 members with high three scores counting for the team score.
2. School or county may enter an unlimited number of teams/individuals for Dairy and General Livestock.
3. FFA team members should be presently enrolled in high school or be current year graduates.
4. 4-H team members should be current year members.
5. All contestants in the Dairy and General Livestock contests will be divided into 3 divisions: Jr - 5th grade & under, completed; Int. - 6th - 8th grade completed; Sr. - 9th grade and over, completed.
6. Other than oral reason classes, official placings on all classes will be given immediately following the placing and cards collected from the contestants.
7. Time Schedule:  
4:30 PM SHARP - General Livestock Contest  
5:30 PM SHARP - Dairy Contest  
Awards Presentation at the conclusion of each contest.

*Youth Livestock Judging Department Sponsored by*



# PARKING/CAMPING INFORMATION

Each year your Steele County Free Fair is drawing more exhibitors and patrons. Ample parking space is provided off Austin Road and 18th Street, and in the large area east of the race track. Both areas are convenient for fairgoers.

Parking stickers will be good at the following gates: Austin Road and 18th Street. All exhibitors will be required to purchase parking stickers. This includes livestock and commercial exhibitors.

There will be Handicapped Parking at regular charge at the Park Street gate. Scooters and wheelchairs can be rented at the Park Street gate.

## PARKING/CAMPING

- \$45.00/day (includes electricity & water) or \$260 for the week
  - Tents - daily \$10.00 (\$15.00 with electric) \$75/Week
  - Parking streets outside grounds (free)
  - Regular parking \$5.00 (per day)
  - Vendor regular parking \$25.00
  - Concessionaire supply vehicles (no electrical) \$55.00
  - Concessionaire supply vehicles (with electrical) \$80.00
  - Supply vehicles (in camping lot) \$50.00 (with electrical service)
  - Supply vehicles delivery \$35.00 (no services)
- (Limited space available near lots!)

# SCFF RULES & REGULATIONS

The management reserves the right to amend or add to these rules as in its judgement it may deem advisable.

## COMPETITION REGULATIONS:

1. Stock and articles must be entered in the name of the bona fide owners, and grain, vegetables, fruit, dairy products and domestic manufactures must have been raised or made by exhibitors thereof during the past year.
2. Every article in competition must correspond in number and description with the premium list and be in its proper class, in order to obtain premiums. No change or alteration will be permitted after the books are placed in the hands of the judges.
3. Each entry tag shall be securely attached to the entry itself, or the stall, pen or receptacle in which it is shown.
4. All entries are to remain on exhibit until 8:00 PM Sunday, the closing day of the fair unless noted differently in department rules.
5. The Fair will use diligence to insure the safety of stock or articles entered for exhibition, after their arrival and placement, but under no circumstances will it be responsible for loss, injury, or damage done to, or occasioned by, or arising from any articles on exhibition. The exhibitor shall indemnify the Fair thereof against all legal or other proceedings in regard thereto.
6. The awards for entries shall be designated by ribbons or cards as follows: First Premium – blue, Second Premium – red; third premium – white; fourth premium – pink; champion.
7. The superintendent of the department or some other persons appointed shall assist the awarding committee as clerk and shall keep a record of the awards made. This record, when completed, will be returned to the fair office.
8. All awards shall be made by comparison of the individual merits of the entries.
9. Any interference by exhibitors to influence or dictate the decisions of the judges will be sufficient cause for excluding his or her entry from competition, and should be reported to the secretary through the superintendent of the division.
10. Premiums will not be awarded on articles or animals of inferior merit regardless of the number in competition for a premium. The judge may award no premium, second, or first premium as merit may warrant.
11. When a sum of premium money is to be paid out pro-rata the appointment shall be according to the merits of the individual exhibits.
12. Special premiums may be offered by interested persons for entries which conform to the general classification of the fair association.
13. If the fair receipts prove insufficient to meet all demands, the society reserves the right to first pay all bona fide expenses of the fair and pay premiums with the balance on hand.
14. The deadline for all premium issues (inquiries, request for changes, etc.) is September 15. All awards, ribbons, cash premiums and exhibits not picked up at the Fair Office by September 15 will be forfeited and become property of the Steele County Free Fair. **Premium checks that are issued will become void after October 1. Checks will not be reissued. CASH YOUR CHECK IMMEDIATELY.**
15. No person will be permitted to distribute advertising matter on the grounds except from their place of business or exhibit. The tacking or posting of any advertisements, bills, cards, etc. other than within the space occupied by exhibitors, is strictly prohibited. The distribution of hand bills, flyers, heralds, etc., will not be permitted unless permission is granted by management. Anyone violating these rules will be liable for expulsion from the grounds as the board may elect.
16. The management would be appreciative if persons will report any mistreatment or extortion practiced by any employee or vendor at the fair.
17. They also ask for immediate information regarding any questionable or demoralizing privilege. Do not wait until the fair is over to make a complaint, report it immediately.
18. It is the aim of the management to have a moral, clean fair, which will commend the support of the entire community.
19. No pets, bikes, scooters, segways, skateboards or roller blades are allowed on fairgrounds except for service animals.
20. **Smoking will be allowed only in designated areas.**
21. All exhibitors and concessionaires are to separate their garbage and grease and dispose of same in the proper containers.



# LIVESTOCK INFORMATION

## EXHIBITION OF LIVESTOCK AND POULTRY IN MINNESOTA SUMMARY OF STATE RULE

### GENERAL REQUIREMENTS

The **exhibition management** may adopt more but not less restrictive health requirements than required by state rule.

Livestock or poultry known by the exhibitor to have an **infectious, contagious communicable disease** or to have been exposed to an infectious, contagious communicable disease, or to be from a quarantined herd or flock may not be entered in an exhibition. **Warts and ringworm are considered contagious communicable diseases.** Therefore, livestock affected by these diseases cannot be exhibited. A statement from a veterinarian that an animal is being treated for these diseases is **not** acceptable.

**All animals must be examined by the official veterinarian on the day they are admitted to the exhibition and at least once daily during the exhibition. Prior to entering a public exhibition, animals must meet the requirements for exhibition, importation, and intrastate movement as defined by the Board of Animal Health. No animal may enter or be at a public exhibition that is showing clinical signs of any infectious, contagious or communicable disease, including ringworm and warts.**

The Official Veterinarian will order the immediate removal to a quarantine facility or removal from the exhibition premises of any livestock with clinical signs of infectious, contagious or communicable diseases. Animals placed in a quarantine facility must remain there until removed from the exhibition premises.

Livestock and poultry entered in any public or petting exhibit are required to follow exhibition requirements.

**CATTLE**-Cattle must be individually & officially identified.

**SHEEP AND GOATS**-Sheep and goats must be officially identified. No sheep or goat that is within 30 days of giving birth (either before or after) may be exhibited unless the exhibition management has received written approval from the Board of Animal Health prior to the exhibition.

**LLAMAS & ALPACAS**-No requirements.

**POULTRY**-Chickens, turkeys, and game birds **must be individually identified with numbered leg/wing bands.** Hatching eggs and young poultry too small for bands can be exhibited as a group, but must be accompanied by Hatchery Permit number or NPIP number written on cage. Chickens, turkeys, game birds, and hatching eggs from these birds must be accompanied by a certificate or test chart to show that they originate from a hatchery or breeding flock that is classified U.S. Pullorum-Typhoid clean under NPIP or are negative to a pullorum-typhoid test within 90 days prior to the opening date of the exhibition.

**WATERFOWL & PIGEON**- Do not have exhibition requirements.

**SWINE**-Swine must be individually & officially identified.

**HORSES**-Horses, except suckling foals accompanying a negative dam, must be negative to an official EIA, Coggins, test conducted within 12 months prior to the opening date of an exhibition.

**DOGS**-Dogs four months of age or older must be accompanied by a certificate of rabies vaccination issued by a licensed veterinarian.

# 2023 SOUTHERN MINNESOTA COUNTY FAIRS

## ALL SUBJECT TO CHANGE

Blue Earth County, Garden City.....	July 20 - 23	LeSueur County, LeCenter.....	August 17 - 20
Brown County, New Ulm .....	August 9 - 13	Mower County, Austin .....	August 8 - 13
Cannon Valley, Cannon Falls.....	July 1 - 4	Nicollet County, St. Peter.....	August 9 - 13
Dakota County, Farmington.....	August 7 - 13	Olmsted County, Rochester .....	July 24 - 30
Dodge County, Kasson.....	July 12 - 16	Rice County, Faribault .....	July 19 - 23
Faribault County, Blue Earth.....	July 26 - 29	Steele County, Owatonna.....	August 15 - 20
Fillmore County, Preston.....	July 17 - 23	Wabasha County, Wabasha .....	July 19 - 22
Freeborn County Fair, Albert Lea .....	August 1 - 6	Waseca County, Waseca .....	July 12 - 16
Goodhue County, Zumbrota.....	August 8 - 12	Winona County, St. Charles.....	July 12 - 16
Houston County, Caledonia .....	August 16 - 20		

# STEELE COUNTY 4-H PROGRAM



*The University of Minnesota, including University of Minnesota Extension, is committed to the policy that all persons shall have equal access to its programs, facilities, and employment without regard to race, color, creed, religion, national origin, sex, age, marital status, disability, public assistance status, veteran service, or sexual orientation.*

## Steele County Staff

Tracy Ignaszewski	Extension Educator Youth Dev
Brad Rugg	Extension Educator Youth Dev Interim
Claire LaCanne	Agriculture Extension Educator
Lorrie Rugg	Master Gardener Coordinator
Joleen Koenig	Office Administration

The 4-H program is part of the total educational program provided by the University of Minnesota Extension - Steele County. The Steele County Office is located in the County Administrative Annex, 635 Florence Avenue, Owatonna, MN. We can be reached at 507- 444- 7685 or mnext-steele@umn.edu.

Extension Educators and Youth Workers receive advice from and report directly to the **County Extension Committee**. Its members are:

Amy Gillis	Medford	Cathy Nelson	Owatonna
Angie Jensen	Owatonna	James Brady	County Commissioner
Kelly Katzung	Owatonna	John Glynn	County Commissioner
Scott Kubicek	Ellendale		
Eric Kylo	Blooming Prairie		



4-H Youth Development is a hands-on learning program for Minnesota Youth. We offer online, small group and independent learning experiences for youth of all ages. In 4-H, youth chose the topics they find interesting while caring adults support their learning and leadership. From livestock projects to agronomy to space exploration and creative arts to gardening and outdoor adventures, 4-H has just the right learning experience for all young people.

## Steele County 4-H Club Program

In 2023, we have 500 4-H members enrolled in our 10 Community Clubs. We have 175 screened volunteers who serve throughout the year as club leaders, project, and event leaders.

Each year during the County Fair, we have hundreds of volunteers who serve as judges' assistants, livestock show workers or at the 4-H Food Stand and also those who serve as committee members of the 4-H Grill Committee, Market Sale Committee, Herdsmanship Committee, Parade of Champions Committee and the 4-H Exhibit Building projects.



***A special Thanks to all those that volunteer their time & talents in making 4-H possible in Steele County!***



## 4-H SCHEDULE OF ACTIVITIES

### PRE-Fair Evaluations and Events

**NOTE:** All exhibits that are evaluated prior to the start of fair WILL be on display at the fair.

#### WEDNESDAY, August 2nd

9:00 AM	All Clothing and Textiles Evaluations	St. John Lutheran Church
9:00 AM	All Fashion Revue Evaluations & Practice	St. John Lutheran Church
5:00 PM	Performing Arts Evaluations & Public Performances - Interview evaluations are held prior to the Performances held during Public Fashion Revue	St. John Lutheran Church 1301 Lincoln Ave S. Owatonna, MN
6:00 PM	Public Fashion Revue & Public Performance of Performing Arts	St. John Lutheran Church

#### MONDAY, August 7th

1:00 – 3:00 PM	4-H Demonstration Judging	Steele County Community Center
1:00 – 6:00 PM	4-H Livestock Conference Interviews - All Livestock Exhibitors must participate <u>in at least ONE species interview</u> to be eligible for Special Interview Awards. "Call Back" lists will be published by Thursday, August 10. "Call Backs" to determine final Interview placings will be held on Monday, August 14 at 2 PM at the Show Arena	Radel Pavilion

#### MONDAY, August 14

9 AM – 2 PM	4-H Rabbits Enter – ID and Weight Verifications will be held in the barn during this time. (Rabbits not in their cages and verified by 2 PM may not show.)	4-H Rabbit Barn
10:30 AM – 6 PM	4-H General Project Conference Interviews & Exhibit Judging (Judges will take a break from 2:00 to 2:30)	4-H General Exhibit Building (Gymnastics Building on Fairgrounds)
2:00 PM	4-H Livestock Interview Call Backs	Show Arena
5:30 PM	4-H Rabbit Show (Cloverbuds, Fur & Wool, followed by Market & Breeding)	Show Arena
5:00 – 9:00 PM	4-H Swine Enter – All MUST be in place by 10:00 PM	Round Roof Barn (North End)
5:00 – 9:00 PM	4-H Horses Enter & ID Verification	Radel Pavilion
5:00 – 9:00 PM	4-H Sheep Enter	Foundation Building

#### TUESDAY, AUGUST 15

7:30 AM – Noon	4-H Swine Weigh In and ID Verification by club	(schedules posted in barns)
7:30 AM – 9:00 AM	4-H Poultry Enter, check in and weigh in	Poultry Barn
8:30 AM – 9:30 AM	4-H Sheep Weigh In & ID Verification	Foundation Barn
9 AM	4-H Horse Show	Horse Arena
12 Noon	4-H Poultry, Pigeon & Dove Show	Poultry Barn
12 Noon	All 4-H Livestock (except goats) in place	

1 PM - 3 PM	4-H Breeding Beef Verification and Market Beef Weigh In	Radel Pavilion
2 PM	Farm Family of the Year & Livestock Hall of Fame Recognition	Show Arena
4 – 8:00 PM	4-H Dairy Cattle ID Verification (4-H'ers need to be present during ID)	Cattle Haven
5 PM	<b>STEELE COUNTY FREE FAIR OFFICIALLY BEGINS</b> & 4-H Exhibit Building Open	
6 PM	4-H Sheep Show (Lamb Lead, Cloverbuds, Breeding, Market Sheep)	Foundation Barn
<b>WEDNESDAY, AUGUST 16</b>		
7:30 AM	4-H Swine Show (Cloverbuds, All Gilts-Breeding & Market, & Pen of Three, All Barrows – Jr & Sr Classes & All Showmanship)	Swine Arena
9:00 – 11:00 AM	4-H Horse Fun Show	Horse Arena
5:00 – 6:00 PM	<b>ALL 4-H Sheep Leave Fairgrounds</b>	
5:30 PM	4-H Beef Show (Cow/Calf at Pens, followed by Cloverbuds, Breeding Beef & Market Beef)	Show Arena
8 – 9 PM	4-H Goats Enter	Foundation Barn
<b>THURSDAY, AUGUST 17</b>		
8 - 9 AM	4-H Goats Enter	Foundation Barn
8:30 AM	4-H Dairy Show	Show Arena
9 - 10 AM	4-H Goats Weigh In & ID Verification	Foundation Barn
9:00 AM	Registration Opens for 4-H Market Sale on FairEntry	On FairEntry
6:00 PM	4-H Goat Show (Cloverbuds, Meat Breeding Does, Market Goats, Dairy Goats)	Foundation Barn
<b>FRIDAY, AUGUST 18</b>		
10 AM	4-H State Fair <b>LIVESTOCK TRIP REGISTRATION</b> Deadline	
10 AM	4-H <b>MARKET SALE REGISTRATION</b> Deadline on FairEntry	On FairEntry
11 AM	4-H Horses Leave Fairgrounds	
1 PM	All State Fair Paperwork <b>DUE</b>	At 4-H Office in 4-H Exhibit Building
1 PM	4-H State Fair <b>GENERAL TRIP REGISTRATION</b> Deadline & Planning Meeting	Swine Arena
3 PM	4-H State Fair <b>LIVESTOCK TRIP</b> Planning Meeting	Swine Arena
<b>SATURDAY, AUGUST 19</b>		
8:30 AM	4-H Market Sale "Buyers' Breakfast & Orientation"	Show Arena
9 AM	4-H MARKET LIVESTOCK SALE	Show Arena
<b>SUNDAY, August 20</b>		
2 PM	4-H Parade of Champions – Public Invited	Show Arena
5 – 10 PM	<b>Check Out Time for ALL 4-H LIVESTOCK</b>	

6 – 8 PM	Check Out Time for 4-H GENERAL Project Exhibits	4-H Exhibit Building
<b>MONDAY, August 21</b>		
4:30 – 5:30 PM	Check Out Time for Remaining GENERAL Project Exhibits	4-H Exhibit Building

**NEW THIS YEAR - RELEASE TIME FOR LIVESTOCK**, with the exception of sheep, horses & animals going to State Fair, all other livestock will be released at 5:00 pm Sunday, August 20 State Fair animals will be given a Livestock Release Form at the time that the 4-H'er accepts their State Fair trip in the 4-H office and receives the State Fair paperwork. This livestock release form states the specific animal that the 4-H'er will be taking to State Fair. This animal as designated on form may leave the County Fairgrounds anytime thereafter receiving paperwork.

**MINNESOTA STATE FAIR – August 24 – Labor Day, September 4, 2023**  
**General Encampment for Steele County - August 27 – August 29**

**MINNESOTA 4-H STATE FAIR HORSE SHOW – September 15 - 18**

**MINNESOTA 4-H STATE FAIR DOG SHOW – September 23 - 24**

### **4-H Rules & Requirements For All Exhibitors**

- ELIGIBILITY:** This department is for all who are enrolled in 4-H by July 15 of the current year. Fair registrations received or exhibits added after July 15<sup>th</sup>, are **not eligible** for purple ribbons, championships, special awards, or state fair trips. They may sell in the auction with the "ceiling on". All exhibits from 4-H members must be from projects created during the current 4-H club year.
- CLOVERBUDS:** Cloverbuds is for youth who have completed Kindergarten through 2<sup>nd</sup> Grade. Cloverbuds is a non-competitive program that emphasizes exploratory learning and group activities. Cloverbuds may show animals, but an adult responsible person must be in control of the animal or bird at all times. ("Control" means to handle and/or lead the animal.) Cloverbuds will wear safety helmets when participating in horse activities. A "responsible adult" is a parent, adult volunteer, or a 4-H member (who has completed 9<sup>th</sup> grade and above).
- REGISTRATION PROCESS:** All 4-H'ers must register their exhibits through the online FairEntry program between June 15 and July 15. If two exhibits can be and will be shown in the same class, **the 4-H'er must make two separate entries in that class.** 4-H livestock exhibitors should refer to their specific species area(s) to determine the number of animals they may exhibit per class. Exhibitors should register under the appropriate grade level. In most exhibit areas, Cloverbuds: K-2 completed; Juniors: 3-5 grade completed; Seniors: 6th grade or higher completed. Exceptions to these grade levels are found under specific project areas in the premium book.
- REGISTRATION DEADLINE:** All 4-H exhibits must be registered in FairEntry **ON or BEFORE 11:59 PM on JULY 15.** Note: If you decide to drop a livestock exhibit after July 15, please CALL the Extension Office, as it makes a difference in livestock stalling. 4-H exhibits added AFTER July 15 MUST be entered by Extension staff and are eligible for blue, red, and white ribbons and premiums only!
- PROGRESSION THROUGH PROJECT WORK:** 4-H'ers are encouraged to learn the beginning, intermediate and advanced knowledge, and skill levels as they progress through projects in their 4-H careers. 4-H'ers may ask for help from their PDC (Project Development Committees) or from individuals to gain the necessary knowledge and skills to successfully complete their 4-H projects during the year, including before, at, or after County Fair.
- SUGGESTED EXHIBITS:** 4-H'ers looking for exhibit "suggestions" should refer to the specific project areas in this County Fair Exhibitor Guide. Exhibit ideas are not restricted to these suggestions, however.

7. **EXHIBIT DISPLAYS:** All 4-H exhibits will be displayed in appropriate areas, if space allows, making full use of 4-H exhibit space available and at time schedules that fit the County Fair 4-H program.
8. **RIBBONS & PREMIUMS:** All exhibits, except those listed with participation awards, will be awarded a blue, red, or white ribbon placing. All members, placing in the same ribbon group in a particular project area or project class, will receive the same premium. Premiums are provided by the Steele County Free Fair (Fairboard) according to the Premium Charts published in this publication. No premiums will be given on entries that are not listed in the County Fair Exhibitor Guide. County Fair 4-H premium checks will be mailed out to the 4-H'ers as soon as possible after the State Fair. Please cash your check immediately – **PREMIUM CHECKS EXPIRE 60 DAYS AFTER THE COUNTY FAIR AND WILL NOT BE REISSUED BY THE FAIRBOARD.**
9. **SPECIAL AWARDS ELIGIBILITY:** 4-H'ers must have submitted complete livestock IDs by the appropriate ID deadline(s) AND completed their 4Honline membership enrollment AND County Fair exhibit registrations by July 15 to be eligible for special awards.
10. **CONFERENCE INTERVIEWS:** All 4-H'ers, including livestock exhibitors, are encouraged to participate in conference interviews. 4-H livestock members will have conference interviews at the Radel Pavilion on a first come-first serve basis from 1:00 PM until 6:00 PM on **Monday, August 7**; but their project animals will be judged at their species shows according to the "4-H Schedule of Activities". 4-H General project exhibitors will have conference interviews as their fair exhibits are judged between **10:30 AM to 6 PM on Monday, August 14**. Judges will take a one half-hour break from 2:00 - 2:30 PM.
11. **EXHIBIT RELEASE:** 4-H Horses leave on **Friday, August 18 at 11 AM**. All sheep leave on **Wednesday, August 16 at 5:00 PM**. **NOTE: *Only State Fair animals (with exception of Horse & Sheep) may be released early from the Steele County Fair this year. Early removal of any other exhibits is prohibited. Once a 4-H'er has accepted their livestock State Fair trip in the 4-H office and 4-H'er has received the State Fair paperwork, they will be given a Livestock Release Form designating the specific animal that they are taking to State Fair may leave the County Fairgrounds anytime thereafter.*** If other livestock exhibits are removed prior to 5:00 PM Sunday and/or if General exhibits are removed before 6 PM Sunday, the 4-H'er will forfeit all 4-H premiums received and State Fair trips won. In addition, the 4-H family will not be permitted to re-enroll 4-H members in the violated project areas for one year.
12. **MEETING EXHIBITION REQUIREMENTS** of the Steele County Fair Board/Agricultural Association and the 4-H Youth Development Program from 4-H exhibit entry day through release time: If exhibition requirements are not met (and permission is not granted by 4-H and fair), youth will not be eligible for all show related premiums, awards, and participation in the state event. (Auction county decision.) Approved early release is an exception to the rule and becomes a 4-H staff and fair board decision based on each situation.
13. **APPEALS:** Judges' decisions may not be appealed. Other County Fair appeals must be filed within 24 hours (1 day) of the incident. Appeal forms are available at the County Fair Extension Office in the 4-H General Exhibit Building. An appeal form must be filled out and signed by the 4-H member(s) filing the appeal. There is no limit to the number of individuals who can sign an appeal. The appeal form must be submitted with \$50 (cash or money order only) and returned to the County Fair Extension Office. The money will be returned if the decision is ruled in favor of the 4-H'er(s) filing the appeal. The Appeals Committee will discuss the appeal. If the committee is in unanimous agreement with the appeal, a hearing may not be needed. Only those with direct knowledge of the issue will be allowed to speak at the hearing. Any other appeals that are not at County Fair must be filed within 3 days of the incident. Those appeal forms should be picked up at and returned after completion to the Extension Office at 635 Florence Ave., Owatonna.
14. **COMPETITIVE EVENTS, DEADLINES, CONSEQUENCES, & EXEMPTION OPTIONS:** Every Minnesota 4-H member is eligible for a "one-time" member exemption. This exemption provides the ability (one-time in a 4-H member's career) for the 4-H member to acknowledge they missed a 4-H deadline related to enrollment or competitive event participation and waive the consequences for the named deadline. **Failure to complete LQA&E training is not eligible for exemption.**
15. **PARKING PASSES:** The Fair Board will provide one "parking pass" per family that has livestock at the Fair (EXCEPT for those who exhibit dogs only). In addition, families showing beef, lamas, sheep, swine, dairy, goat, and horse will receive a **"supply pass"** to accommodate herdsmanship duties. Use of parking passes and supply passes are limited. Be sure to follow the guidelines set out by the Fair Board. Transportation on the north side of the barns will be limited. Watch for "NO PARKING" signs and RESPECT them! Parking passes along with Supply passes must be displayed together in the front driver's side dash of your vehicle. Supply passes allow families to enter north of the barns in order to perform herdsmanship duties and deliver livestock supplies. If you have questions, contact the Extension Office. Parking and Supply passes can be picked up on **Monday, August 14 beginning at 10:00 am at County Fair 4-H Office** in the 4-H Exhibit Building Monday through Sunday of County Fair. Families are asked to write their cell phone # on their parking/supply passes for quick contact to avoid being towed if parked in a non-parking area.
16. **CODE OF CONDUCT:** As a Steele County 4-H member, you have signed and agreed to abide by the Minnesota 4-H Code of Conduct. Please refer to the MN Code of

Conduct at <https://extension.umn.edu/about-4-h/understanding-4-h-policies> for consequences to violation of this policy.

17. **RIGHT OF REFUSAL:** The Steele County Fair is a family oriented fair. The fair board reserves the right to

approve or disapprove of certain displays. They may request questionable exhibits to be removed from the fairgrounds.

## **SPECIFIC GUIDELINES FOR LIVESTOCK EXHIBITORS**

Also see 4-H Rules & Requirements for All Exhibitors & Rules & Requirements per Species

All livestock exhibitors have received the State 4-H livestock requirement and species information sheets. These rules apply to the Steele County Fair. Also refer to the livestock pages in this Exhibitor Guide.

1. **OWNERSHIP:** All 4-H livestock must be owned solely by the member, the member's family, or leased by agreement. The family includes the 4-H'er's parents or guardians, and siblings living together as a family unit. The definition of a family includes an extended family where the animal may be owned by grandparents or other family members with the 4-H'er and parents actively involved with and working on the farm. Animals owned in partnership with non-family members (as defined above) must be leased and follow guidelines within the lease agreement. Registered animals, that are not leased, must be registered in the exhibitor's name and/or exhibitor's family name.
2. **LEASED LIVESTOCK:** Non-market animals may be leased under the following conditions: 1) Lease agreements must be signed by parties involved and on record in 4honline by each species' regular ID deadline; 2) Leased animals are to be exhibited by the 4-H member ONLY (owner/others may not show the animal) while lease is in effect, 3) Leased animals may be shown at local and regional shows if they are led by the 4-H'er leasing the animal; 4) Only leased dairy calves or yearlings may be shown unless the cow was ID'd previously as a calf/yearling by the 4-H'er as his/her leased animal;
3. **ID FORMS & DEADLINES:** 4-H livestock project animals must be identified as required by the State 4-H ID system with ID data entered online, arrive in the Extension office, or be postmarked no later than the following deadlines: **February 15** - Beef steers, dairy steers, market beef heifers **May 15** - Breeding beef heifers, cow/calf pairs, prospect calf, spring breeding heifer, dogs-ID form with vaccination certification. horses-ID form (copy of the coggins test) are due before attending trainings), lamas, breeding ewes, market lambs, market barrows, market gilts, breeding gilts, dairy cattle (also prior to their first freshening), breeding rabbits, does of market rabbits and dairy, market and meat breeding goats (except Jr. Kids) **June 1** - Meat Junior Doe Kids & Dairy - Spring (Junior Calf) **July 1** - Dairy Junior Doe Kids **July 15** - Junior beef and junior dairy steers **August 1** - Market rabbits (dam must be owned & ID'd by May 15) NOTE: Market rabbits must be purebred to be eligible for State Fair. Poultry, pigeon and dove projects should be started by suggested times in species section and required health certificates submitted prior to County Fair.
4. **ID VIOLATION CONSEQUENCES:** Any animals with late start (not meeting ID deadline), incorrect or incomplete IDs or animals with evidence of fresh ear tags, ear notches or tattoos at County Fair will NOT be eligible for special awards including purple ribbons, championships and trips. They are eligible for blue, red, or white ribbons and premiums and market sale with "the ceiling on" only.
5. **TYPES OF IDENTIFICATION BY SPECIES:** State 4-H ear tags are required for market goats, market sheep, market beef, commercial breeding sheep, commercial breeding beef, and market and breeding swine. All swine must also be ear notched in both ears using the universal ear notch system. All sheep and goats must also have an official scrapie tag. Registered sheep, registered goats, and registered beef must have an ear tattoo matching the registration paper. Rabbits, breeding meat goats and dairy goats must be identified with ear tattoos. (Earless breeds of goats must have a tattoo on the tail.) But all solid color dairy animals must be tagged either with one of the following tags: a 4-H tag, a NAIS ID tag, an official fair tag, OR a 9-digit DHIA or BVD tag. Horses, lamas, and dogs are identified with pictures on the proper ID forms. State Dog Health / ID forms must be signed by the veterinarian and vaccinations good through November of current year at least. Dog ID forms and horse coggins forms must be uploaded to 4honline before the animals can participate in training sessions.
6. **ID LIMITS:** Animals may be identified in the family name for all children in the family within project quota guidelines. 4-H'er's may identify up to three times the number of animals they expect to show per County Fair livestock class except for swine which may identify up to a total of six market gilts and up to a total of ten barrows.

ID DEADLINE	SPECIES	PROPER IDENTIFICATION <i>Completed Online ID Entry or Worksheet AND:</i>
<b>BEEF</b>		
Feb 15	Beef Steers	MN 4-H Ear Tag (Ear tattoo-registered)
Feb 15	Market Heifer	MN 4-H Ear Tag (Ear tattoo-registered)
Feb 15	Dairy Steers	MN 4-H Ear Tag (Ear tattoo-registered)
May 15	Breeding Heifers (commercial)	MN 4-H Ear Tag
May 15	Breeding Heifer (registered)	Ear Tattoo matching registration paper
May 15	Cow Calf Pair (commercial)	MN 4-H Ear Tag
May 15	Cow Calf Pair (registered)	Ear Tattoo matching registration paper
May 15	Prospect Calf & Spring Heifer Calf	MN 4-H Ear Tag
July 15	Jr. Beef & Jr Dairy Steer (3-5 gr)	MN 4-H Ear Tag
<b>SHEEP</b>		
May 15	Commercial Breeding Ewes	MN 4-H Ear Tag & Scrapie Tag (with animal & flock #)
May 15	Registered Breeding Ewes	Tattoo matching registration paper & Scrapie Tag (with animal & flock #), MN 4-H Tag, or ID tag matching registration paper
May 15	Market Lambs (wethers/ewes)	MN 4-H Ear Tag & Scrapie Tag (with animal & flock #)
<b>SWINE</b>		
May 15	Breeding Gilt	MN 4-H Ear Tag & Ear Notches
May 15	Market Swine (barrow/gilt)	MN 4-H Ear Tag & Ear Notches
May 15	<b>HORSE</b>	Photo (Coggins & training fees due before attending trainings)
May 15	<b>DAIRY</b>	Official Breed Assn. Eartag or Official Tattoo, or 7- or 9-digit USDA tag, or Breed Assn ID paper, or MN 4-H eartag.
June 1	<b>Dairy</b> – Spring (Junior) Calf	Official Breed Assn. Eartag or Official Tattoo, or 7- or 9-digit USDA tag, or Breed Assn ID paper, or MN 4-H eartag.
<b>GOATS</b>		
May 15	Meat or Dairy Market Goats	MN 4-H Ear Tag & Scrapie Tag/Tattoo (with animal & flock #)
May 15	Meat Breeding Goats	Unique Tattoo & Scrapie Tag/Tattoo (with animal & flock #)
June 1	Meat Jr Doe Kid	Unique Tattoo & Scrapie Tag/Tattoo (with animal & flock #)
May 15	Dairy Goats	Official Breed or BAH Tattoo & Scrapie Tag/Tattoo (with animal & flock #)
July 1	Dairy Jr Doe Kid	Official Breed or BAH Tattoo & Scrapie Tag/Tattoo (with animal & flock #)
<b>RABBITS</b>		
May 15	Breeding Rabbits	Tattoo in left ear
May 15	Does of Market Rabbits	Tattoo in left ear
August 1	Market Rabbits	Tattoo in left ear (a portion of the Doe's tattoo must be included in fryer's tattoo) (Must be PB & not more than 70 days at SF)
<b>POULTRY</b>		
May 15	Pigeon & Dove	Seamless leg band (required for State Fair)
May 15	Poultry	Leg Band (issued at Co Fair if still unbanded)
May 15	<b>DOG</b>	ID form w/current vaccination verification (aggressive dog & training fee(s) due before attending trainings)
May 15	<b>LAMA (Llamas &amp; Alpacas)</b>	Photo

7. **REGISTERED ANIMALS:** The county policy for all registered purebred animals is as follows: A copy of the registration paper should be submitted with the ID and the original registration papers for registered purebred animals must be available for inspection at ID verification. The registration paper must show the exhibitor's name and/or the exhibitor's family name. If an animal is leased, the papers may list the owner from whom the animal is being leased. If you don't have purebred registration papers, animals will be shown as crossbreds.

8. **LIVESTOCK HEALTH REQUIREMENTS & VETERINARY INSPECTION:** All animal health regulations will be in effect as stipulated by the Minnesota Board of Animal Health and the County Agricultural Society. All animals must be healthy to be exhibited. All livestock will be inspected by the official veterinarian on the opening date of the exhibition and daily during the exhibition. The official veterinarian will order the immediate removal of any livestock with symptoms of infectious, communicable diseases or from a quarantined herd. Warts, ring worm, fungus, sore

mouth, and abscesses are considered communicable diseases. A statement from a veterinarian that an animal is being treated for these diseases is **NOT** acceptable.

9. **HEALTH CERTIFICATE SUBMISSIONS:** All required livestock health certificates must be turned in to the County Fair weigh-in staff or the Extension Office before livestock is unloaded at fair.

10. **SPECIES HEALTH REQUIREMENTS:**

**Cattle:** No specific tests are required for cattle from Minnesota at this time. All cattle must follow MN Board of Animal Health (BAH) ID requirements.

**Dogs:** must have a current certificate of rabies, canine parvovirus, and DHLPP vaccinations issued by a licensed veterinarian. The veterinarian should indicate on the form the vaccination expiration date and if the rabies vaccination is a 1, 2, or 3-year type. All vaccinations must be current through November.

**Goats and Sheep:** No specific tests are required for sheep or goats from Minnesota. All sheep and goats must have official Scrapie tags or clamps.

**Horses:** must show proof of a negative test for Equine Infectious Anemia (COGGINS TEST) within 12 months of entry day of fair. 4-H'ers must provide these negative test results by May 16 or before attending trainings. A test is not required for a suckling foal accompanying a negative dam. No other specific tests are required at this time, however, we acknowledge that Equine Herpes Virus EHV-1 & EHM is present. All horses must follow MN Board of Animal Health (BAH) ID requirements.

**Poultry: Note:** Exhibitors must provide a "statement of origin" or official form indicating that birds under 5 months of age (other than waterfowl, pigeons & doves) have originated from pullorum-typhoid free parent stock tested negative within 12 months prior to opening day of Fair OR provide negative pullorum-typhoid test results for birds within 90 days prior to exhibition. Waterfowl, pigeons, and doves do not need tests for exhibition, but waterfowl over 6 months of age, do need to be tested if exhibition is in conjunction with a sale. Turkey exhibitors must also provide a "statement of origin" indicating their turkeys are from *S. typhimurium* and mycoplasma free flocks or provide negative lab test results for birds over 5 months old. No other specific tests are required at this time, however, we acknowledge that the avian flu is present at this time. All poultry must follow MN Board of Animal Health (BAH) ID requirements.

**Swine:** All 50 states are currently Pseudorabies state V (Pseudorabies free status) so no specific tests are required for swine.

11. **ANIMAL TESTING & EXAMINATION:** Any animal entered in 4-H, FFA or Open classes is subject to both urine and blood testing at the discretion of either the superintendent, show committee or official fair veterinarian. If the results of testing indicate the possible use of compounds or drugs not approved for use in that species by FDA or compounds or drugs used outside the specified withdrawal requirements of FDA, these animals will be declared ineligible for competition and awards. In the case of market animals, the fair board will

determine the appropriate disposal of animals. An animal that is tampered with by unusual means to change appearance or weight may be declared ineligible by the fair board. This includes pumping fluid into animals for non-treatment reasons, icing of lambs, etc.

12. **FLUID ADMINISTRATION:** The use of drenching, mechanical pumping devices or other abnormal methods to administer water or fluids into animals will not be permitted. Administration of fluids for dehydration or other animal health reasons may be done only after receiving approval from a veterinarian and show management. Any exhibitor found in violation of this rule will be eliminated from further competition in the show and will not be eligible for any livestock awards, including (but not limited to) championships, the 4-H auction, showmanship, or interview awards

13. **GROOMING:** All grooming of livestock, including clipping, trimming, doing top lines and blocking (all species) must be done by the exhibitor, members of the exhibitor's immediate family, past Steele County 4-H'er or family member, resident of Steele County, or any other enrolled MN 4-H member. Immediate family members are defined as parents, stepparents, legal guardians, grandparents, brothers or sisters. The 4-H'er exhibiting the animal should be present and involved in the fitting process at the fair. Any exhibitor found in violation of this rule will be eliminated from further competition in the show and will not be eligible for any livestock awards or premiums including championships, the auction, and showmanship. Enforcement of this rule will be the responsibility of the Livestock PDC and County Extension Office. Please, note, that 4-H'ers winning trips to State Fair must follow State Fair grooming rules while exhibiting there. No artificial color may be used above the flank on beef animals. They are acceptable to be applied to the legs and hooves only. Any animals found to be in violation are not eligible for purple ribbons, champions, or 4-H auction.

14. **SHOW ELIGIBILITY:** Exhibitors must be enrolled in the livestock species project in which they exhibit. Though animals may be identified in the family name for any 4-H'er in the family to show, animals are committed to a specific 4-H member for show purposes at the time of County Fair ID verification or weigh in. In addition, once a dairy animal has freshened, it may only be shown by the first 4-H'er to show it after its first freshening. Any other family member or any other 4-H member may not show this animal after that. Members must show their own animals with three exceptions: **1) For medical reasons or personal emergencies (such as a funeral), 2) If the 4-H'er has a school conflict, or 3) If the 4-H'er has two animals in the same class. If the 4-H'er has two animals in the same class, another Steele County 4-H'er may show one of their animals, no approval needed.** In the first two situations, the 4-H'er will need to get approval for a substitute show person from the committee responsible for the show and receive prior approval (required for school conflicts) if known in advance. If approved, another 4-H'er can show the

animal; and it will be eligible for all possible awards if other project requirements are met.

15. **WEIGH-IN AND/OR ID VERIFICATION:**

<b>RABBITS</b>	<b>Mon., Aug. 14</b>	9 AM - 2 PM
<b>HORSES</b>	<b>Mon., Aug. 14</b>	5 - 9 PM
<b>SWINE</b> (market & breeding)	<b>Tues., Aug. 15</b>	7:30 AM – Noon
<b>POULTRY</b>	<b>Tues., Aug. 15</b>	7:30 - 9 AM
<b>SHEEP</b> (market & breeding)	<b>Tues, Aug. 15</b>	8:30 - 9:30 AM
<b>BEEF</b> (market & breeding)	<b>Tues., Aug. 15</b>	1 PM - 3 PM
<b>DAIRY</b>	<b>Tues. Aug. 15</b>	4 PM
<b>GOAT</b> (market & breeding)	<b>Thurs, Aug. 17</b>	9 - 10 AM

At County Fair verification and weigh-in, animals must be declared by a specific family member before entering the scale or verification and cannot be switched to other siblings after weigh-in.

16. **REGISTERED ANIMALS:** To show in registered breed classes, animals must meet the registration requirements for that breed and registration papers must be available. Animals without proper registration papers (crossbreds and grades) must be shown as commercial.
17. **SHOWMANSHIP:** 4-H'ers may only show their own ID'd and exhibited animals in showmanship classes. Judging is based on how well the animal is fitted and shown. In showmanship, these three divisions are now in effect for every species: - **Juniors** - 3<sup>rd</sup> - 5<sup>th</sup> grade completed; **Intermediates** - 6<sup>th</sup> - 8<sup>th</sup> grade completed; and **Seniors** - 9<sup>th</sup> grade and older completed. 4-H'ers will show in class according to their ages and will not advance to the next level until they meet the grade for the next level.
18. **MN 4-H LIVESTOCK QUALITY ASSURANCE AND ETHICS POLICY (LOAE)** - All youth participating at the MN State Fair as 4-H livestock exhibitors in beef, dairy, lamas, sheep, swine, poultry, rabbits, meat goats or dairy goats must have completed a Livestock Quality Assurance and Ethics training in which there are two training options 1) a 3 hour in-person workshop (LQA&E), certification is valid for 3 years or 2) a 1 hour on-line training (YQCA), certification is valid for 1 year.
19. **LIVESTOCK SPECIES INTERVIEWS:** **Livestock Interviews** will take place at the Radel Pavilion from 1:00 PM – 6:00 PM on the Monday **BEFORE** fair week – **August 7**. **Call Back** lists will be published by **Thursday, August 10**. **Call Backs** to determine Interview placings will be held at 2 PM at the Show Arena on **Monday of fair week, August 14**. In addition, livestock exhibitors may participate in as many species interviews as desired but **MUST** participate in **at least ONE** Livestock Interview to be eligible for special **Interview** awards. All species will select a Livestock Interview Champion. Champions receive a trophy that will be given out at the Parade of Champions. This will

also be announced at the Livestock Show. All interview champions (**except horse and dog**) will be given one state fair trip. If they have a livestock trip, they must take the animal trip. Interview winners will be placed 1<sup>st</sup>, 2<sup>nd</sup> and 3<sup>rd</sup>. If the 1<sup>st</sup> place 4-H'er has a livestock trip, they must take the animal trip; then the interview trip is given to the 2<sup>nd</sup> place interviewer. If this 4-H'er has an animal trip, they must take the livestock trip. The interview trip is then given to the 3<sup>rd</sup> place interviewer. If they have an animal trip or if they choose not to go to State Fair, the trip goes back to that livestock species. Interviewees can expect to introduce themselves, talk about goals, their animals, marketing and breeding, animal health and career opportunities. **NOTE: Cell phones are not allowed in the Call-Back testing area. They must be left outside the area or will be collected until testing has been completed.**

20. **FOR SALE SIGNS:** No animals may be advertised for sale and no farm, ranch, or sale signs may be displayed or worn in the show ring. The only signs other than 4-H stall cards and champion/reserve champion signs that may be displayed are educationally-based signs with performance or pedigree information and signs with animal's name.

21. **CODE OF CONDUCT & SHOW RING ETHICS**

**POLICY:** *International Association of Fairs and Expositions (IAFE) National Code of Show Ring Ethics.* Exhibitors of animals at livestock shows shall, at all times, conduct themselves with honesty and good sportsmanship. Their conduct in this competitive environment shall always reflect the highest standards of honor and dignity to promote the advancement of agricultural education. This code applies to junior as well as open class exhibitors who compete in structured classes of competition. This code applies to all livestock offered in any event at a livestock show. In addition to the "IAFE National Code of Show Ring Ethics," fairs and livestock shows may have rules and regulations which they impose on the local, county, state, provincial and national levels. All youth leaders working with junior exhibitors are under an affirmative responsibility to do more than avoid improper conduct or questionable acts. Their moral values must be so certain and positive that those younger and more pliable will be influenced by their fine example. Owners, exhibitors, fitters, trainers, and absolutely responsible persons who violate the code of ethics will forfeit premiums, awards and auction proceeds and shall be prohibited from future exhibition in accordance with the rules adopted by the respective fairs and livestock shows. Exhibitors who violate this code of ethics degrade the integrity of all livestock exhibitors and should be prohibited from competition at all livestock shows in the United States and Canada. The following is a list of guidelines for all exhibitors and all livestock in competitive events:

- A. All exhibitors must present, upon request of fair and livestock show officials, proof of ownership, length of ownership, and age of all animals



- entered. Misrepresentation of ownership, age, or any facts relating thereto is prohibited.
- B. Owners, exhibitors, fitters, trainers, or absolutely responsible persons shall provide animal health certificates from licensed veterinarians upon request by fair or livestock show officials.
- C. Junior exhibitors are expected to care for and groom their animals while at fairs or livestock shows.
- D. Animals shall be presented to show events where they will enter the food chain free of violative drug residues. The act of entering an animal in livestock show is the giving of consent by the owner, exhibitor, fitter, trainer and/or absolutely responsible person for show management to obtain any specimens of urine, saliva, blood, or other substances from the animal to be used in testing. Animals not entered in an event which culminates with the animal entering the food chain shall not be administered drugs other than in accordance with applicable federal, state, and provincial statutes, regulations, and rules. Livestock shall not be exhibited if the drugs administered in accordance with federal, state, and provincial statutes, regulations and rules affect the animal's performance or appearance at the event. If the laboratory reports on the analysis of saliva, urine, blood, or other sample taken from livestock indicates the presence of forbidden drugs or medication, this shall be prima facie evidence such substance has been administered to the animal either internally or externally. It is presumed that the sample of urine, saliva, blood, or other substance tested by the laboratory to which it is sent is the one taken from the animal in question, its integrity is preserved and all procedures of said collection and preservation, transfer to the laboratory and analysis of the sample are correct and accurate and the report received from the laboratory pertains to the sample taken from the animal in question and correctly reflects the condition of the animal at the time the sample was taken, with the burden on the owner, exhibitor, fitter, trainer, or absolutely responsible person to prove otherwise. At any time after an animal arrives on the fair or livestock show premises, all treatments involving the use of drugs and/or medications for the sole purpose of protecting the health of the animal shall be administered by a licensed veterinarian.
- E. Any surgical procedure or injection of any foreign substance or drug or the external application of any substance (irritant, counterirritant, or similar substance) which could affect the animal's performance or alter its natural contour, conformation, or appearance, except external applications of substances to the hoofs or horns of licensed veterinarian for the sole purpose of protecting the health of the animal, is prohibited
- F. The use of showing and/or handling practices or devices such as striking animals to cause swelling, using electrical contrivance, or other similar practices are not acceptable and are prohibited.
- G. Direct criticism or interference with the judge, fair or livestock show management, other exhibitors, breed representatives, or show officials before, during, or after the competitive event is prohibited. In the furtherance of their official duty, all judges, fair and livestock show management, or other show officials shall be treated with courtesy, cooperation, and respect. No person shall direct abusive or threatening conduct toward them.
- H. No owner, exhibitor, fitter, trainer, or absolutely responsible person shall conspire with another person or persons to intentionally violate this code of ethics or knowingly contribute or cooperate with another person or persons either by affirmative action or inaction to violate this code of ethics. Violation of this rule shall subject such individual to disciplinary action.
- I. The application of this code of ethics provides for absolute responsibility for an animal's condition by an owner, exhibitor, fitter, trainer, or participant whether or not he or she was actually instrumental in or had actual knowledge of the treatment of the animal in contravention of this code of ethics.
- J. The act of entering an animal is the giving of consent by the owner, exhibitor, fitter, trainer, or absolutely responsible person to have disciplinary action taken by the fair or livestock show for violation of this Code of Show Ring Ethics and any other rules of competition of the fair or livestock show without recourse against the fair or livestock show. The act of entering an animal is the giving of consent that any proceedings or disciplinary action taken by the fair or livestock show may be published with the name of the violator or violators in any publication of the International Association of Fairs and Expositions, including Fairs and Expositions and any special notices to members.
- K. The act of entering of an animal in a fair or livestock show is the giving of verification by the owner, exhibitor, fitter, trainer, or absolutely responsible person that he or she has read the IAFE National Code of Show Ring Ethics and understands the consequences of and penalties provided for actions prohibited by the code. It is further a consent that any action which contravenes these rules and is also in violation of federal, state, or provincial statutes, regulations, or rules may be released to appropriate law enforcement authorities with jurisdiction over such infractions.

## 4-H MARKET LIVESTOCK SALE

**REGISTRATION FOR SALE:** A 4-H'er may enter one market animal in the 4-H Market Livestock Sale held **Saturday, August 19**. Registration will be done through FairEntry. **Registration will open on Thursday, August 17 at 9 AM and will close at Noon on Friday, August 18.**

**ELIGIBLE ANIMALS:** Steele County 4-H livestock project members must exhibit the animal at County Fair that is entered in the Market Sale. All 4-H'ers participating in the 4-H Market Sale must take their own animal through the sale ring unless prior arrangements have been made with the Extension Office. No White Ribbon animals can be sold. Animal ownership can NOT be transferred.

**CLOVERBUDS:** Cloverbuds may NOT sell an animal in the Market Sale.

**SALE DETAILS:** This is a non-terminal sale.

**MINIMUM WEIGHTS:** To sell in the market sale, animals must weigh a minimum of: Swine-210 lbs./ Sheep-90 lbs./ Beef-1,050 lbs./ Goats-60 lbs./ Rabbits-3.5 lbs. each.

**DISPOSAL OF NON-SALE MARKET ANIMALS:** Additional animals that were weighed at the County Fair weigh-in day, may be shipped to market via 4-H arrangements. Arrangements must be made at the County Fair 4-H Office by **10 AM on Friday, August 18**.

**4-H'ER & 4-H PROGRAM PAYMENT SCHEDULE:** This is a **PREMIUM ONLY** sale. Bidding at the auction is on the premiums associated with the ribbon the animal was awarded. Premium bids are split between the 4-H'er and Steele County 4-H. The 4-H'er receives 60% and the Steele County 4-H receives 40%. "Ceiling Off" animals are champions, reserve champions, animals going to State Fair and all blue-ribbon animals in each class. Funds raised by the Steele County 4-H are used to benefit 4-H youth programs throughout Steele County.

## STATE FAIR & STATE SHOWS

1. **ELIGIBILITY:** Members participating in State events must have completed at least sixth grade by State Fair time and not be more than one year past high school.
2. **GOVERNING RULES:** State rules will apply to members taking part in State events with livestock, general exhibits, demonstrations, etc.
3. **LQA&E REQUIREMENTS FOR LIVESTOCK EXHIBITORS:** State Policy: all youth participating as a State Fair 4-H Livestock exhibitor in beef, dairy, sheep, swine, poultry, rabbits, meat goat, dairy goat and lama must have completed a livestock quality assurance training in which there are two training options 1) a 3 hour in-person workshop (LQA&E), or 2) a 1 hour on-line training (YQCA). Currently, anyone who completed LQA&E training in **2021, 2022 or 2023** meets the LQA&E requirements.
4. **TRIP LIMITS:** 4-H'ers may accept only one livestock and one static (general) State Fair individual trip but may also participate in a group event or demonstration at State Fair. In addition, 4-H'ers may also accept a State Horse Show and/or State Dog Show trip. 4-H'ers will receive a **\$30 Cash Award** for presenting a general or livestock demonstration. Livestock demonstrations must include an animal at State Fair.
5. **STATE TRIP SELECTION PROCESS:** Trips for State Fair, State Horse Show, State Dog Show, and State Lama Show will be selected from blue ribbon exhibits only (see exceptions for the Dog Show under the Dog Training section.) Checking for Awarded Trips All 4-H'ers who have completed 6th grade or higher must check the State Trip board in the 4-H exhibit building to see if they have won a State trip. Members should check the board starting at 5 PM Tuesday and at least daily thereafter. Accepting or Declining Trips 4-H'ers should tell 4-H office staff which trips they WOULD take whether the trip has reached them yet or not. 4-H'ers who win more than one individual State trip must notify the 4-H Extension Office which trip(s) they accept and which one(s) they decline as soon as possible after each trip is won. Consequences of Inaction Any 4-H'er, who has not notified the Extension Office of the trip(s) they want to take by 10 AM on **Friday, August 18**, will FORFEIT any unaccepted trip(s) for which they were eligible and those trip(s) will pass to the next eligible 4-H'er.
6. **STATE TRIP PAPERWORK:** As soon as a trip is accepted and no later than 10 AM on **Friday, August 18**, 4-H'ers must pick up their State trip paperwork from the 4-H Extension Office. *Once a 4-H'er has accepted their State Fair trip in the 4-H office and has received the State Fair paperwork, they will be given a livestock release form that states the designated animal that they are taking to State Fair may leave they County Fairgrounds at that time* All State Fair trip forms must be completed, signed and returned to the County Fair Extension Office at or before the State Fair meetings take place – that is 1 PM on **Friday, August 18** for Non-Livestock State Fair trips and 3 PM on **Friday, August 18** for Livestock State Fair trips. State Dog Show forms must be completed and returned to the County Fair Extension Office by 5:00 PM **Thursday, August 17**. State Horse Show paperwork must be completed and returned by 3 PM **Friday, August 18** of County Fair.
7. **STATE FAIR TRIP MEETINGS:** The General (non-livestock) trip meeting will be held at 1 PM on Friday. The Livestock trip meeting will be held at 3 PM on Friday. Attendance by 4-H'ers and parents at the State Fair meetings is **REQUIRED**. Check with Extension Staff if you have questions.
8. **CHAPERONES:** Chaperones will need to be identified before the State Fair meetings in order for 4-H'ers to go to State Fair. Chaperones for ALL state trips must be screened 4-H volunteers. If a potential chaperone has not yet been screened, the volunteer screening paperwork must be submitted immediately upon accepting the assignment so that the screening process may be completed before the event begins. Check with

Extension Staff. Chaperones will be trained by Extension Staff prior to their assignments.

9. **PACKING & TRANSPORTING GENERAL EXHIBITS:** 4-H members winning State Fair trips with a static (general) exhibit must pack and prepare their exhibit for transport to State Fair after 6 PM on Sunday evening of County Fair. Packed and labeled exhibits should be left at the 4-H exhibit building as instructed by the Extension Staff. 4-H'ers adjusting or packing their exhibits after Sunday **MUST** bring their packed and labeled exhibit to the Extension Office at 635 Florence Ave, Owatonna **before 5 PM, Monday, August 21.** 4-H Staff will deliver exhibits to State Fair on Tuesday morning after County Fair and return them to the Extension Office by the Wednesday after State Fair where they may be picked up by exhibitors. **4-H'ers not meeting the 5 PM Monday deadline to pack and prepare their exhibit for transport. Those with "heavy or delicate" exhibits will need to verify with 4-H County Educators if transportation by County is possible or will need to transport their own exhibits to State Fair Tuesday morning after County Fair.** Extension Staff must be notified if you plan to do this.
10. **EXHIBIT AND LIVESTOCK LIABILITY:** While normal precautions are taken in transporting and handling 4-H exhibits and livestock to State events, responsibility for the animal and/or exhibit is entirely the 4-H member's and his/her family's. If liability insurance on a show animal is desired, the 4-H member and his/her family must secure that insurance, or any other type of insurance needed on that animal's value. 4-H member and parents, on accepting a 4-H livestock trip, agree to the above responsibility for insurance.
11. **REGISTRATION PAPERS:** All exhibitors of registered 4-H project animals must present the original registration paper at the time of verification on entry day (Thursday) at the Minnesota State Fair. Registered animals must be registered in the exhibitor's or exhibitor's family name unless the animal is leased in which case the registration must be in the name of the lessor. Exhibitors with leased animals must follow the guidelines on the lease agreement as well as providing the registration papers when applicable. Exhibitors who cannot provide the proper registration papers will have their animals assigned to the appropriate commercial class.
12. **BEEF:** Recommended minimum weight for State Fair is 1,000 pounds; recommended maximum weight is 1,600 pounds. Pure Breed Dairy Steers must be 100% dairy breed. **The following** breeds will be accepted without registration papers: Ayrshire, Brown Swiss, Guernsey, Holstein, and Jersey. Milking Shorthorn dairy steers must be registered with the American Milking Shorthorn Society and not carry the "S" suffix.
  - Dairy Steers showing permanent teeth may be shown, but they can place no higher than a red

ribbon and they will not be eligible for State Fair or auction.

- **Crossbred Dairy Steers must be at least 50% from the acceptable breeds listed for the Pure Breed Dairy Steer division, with the balance being from any other beef or dairy breed; however, the steers must show adequate dairy steer characteristics, as determined by the screening committee. Exhibitors should be prepared to identify the breeds of their crossbred dairy steer.**
13. **DAIRY:** Dairy Senior Yearlings that have calved will compete in the State Fair 2-year-old class.
  14. **DOGS:** Only dogs ID'd through 4Honline will be eligible for State Dog Show. 4-H'ers - 3<sup>rd</sup> grade and up are eligible for county and state dog show.
  15. **GOATS:** Goats eligible to show in the dairy goat classes are Alpine, Lamancha, Nigerian Dwarf, Nubian, Oberhasli, Saanen, Sables, Toggenburg, recorded grades, grades or crosses of these breeds. Any breed may show in the market goat class. See details under the Goat project section. The State Show weight requirement is 40-110 lbs.
  16. **RABBITS:** Market Rabbits must not be over 70 days of age at the State Fair show. The State Show weight requirement is 3.5 to 5.5 lbs.
  17. **SHEEP:** All Market Lambs must be born on or after December 1<sup>st</sup> of previous year. The RECOMMENDED State Fair minimum weight is 105 pounds and State Fair maximum weight is 170 pounds.
  18. **SWINE:** Market swine may NOT be leased. Breeding Gilts can be leased. All market barrows and market gilts must be born on or after January 1 of current year with a recommended farrowing date of February 1 or after. They must be ID'd by May 15. The recommended minimum State Fair weight is 220 lbs., maximum State Fair weight is 300 lbs. Animals under 220 lbs. will show in State Fair 'Super Lightweight' class and those 301 lbs. and over will show in the 'Super Heavyweight' class. They will be eligible for blue, red, & white ribbons and will not be eligible for champions at State Fair.
  19. **LIVESTOCK GROOMING:** All grooming of livestock at State Fair (all species) including clipping, trimming, doing top lines and blocking, must be done by the exhibitor, member of the exhibitor's immediate family (parents, step-parents, legal guardians, brothers, sisters) or any other bonafide 4-H member from Minnesota. Icing of lambs is not allowed.
  20. **FLUID ADMINISTRATION / SHOWING & HANDLING PRACTICES:** The use of drenching, mechanical pumping devices or other abnormal methods to administer water or fluids to animals will not be permitted. Administration of fluids for dehydration or other animal health reasons may be done only after approval from a veterinarian and show management. At any time, after an animal arrives at the fair or livestock

show premises, all treatments involving the use of drugs and/or medications shall be administered by a licensed veterinarian, except in breeding classes for sound management practices such as mastitis or pneumonia control. The use of showing and/or handling practices or devices such as striking animals to cause swelling, using electrical contrivance, or other similar practices are not acceptable and are prohibited. No artificial color may be used above the flank on beef animals. They are acceptable to be applied to the legs and hooves only. Any animal found to be in violation is not eligible for Purple Ribbon, Champion, Reserve Champion, or 4-H Auction. Any exhibitor found in violation of these rules will be eliminated from further competition in the show and are ineligible for any live-stock awards or premiums, including championships, the auction, showmanship, and interview competition.

21. **LIVESTOCK HEALTH REQUIREMENTS:** 4-H'ers must follow the same livestock health requirements at State Fair as outlined for county fair. Be especially watchful of sheep fungus, as sheep with evidence of fungus will not be allowed to unload or show at State Fair. At this time, there are no state requirements for bovine tuberculosis (TB) testing for cattle.
22. **EXHIBITOR CODE OF CONDUCT:** Exhibitors must follow the County and State exhibitor rules of conduct and meet curfew deadlines.
23. **DEMONSTRATIONS:** Every member who presents a Demonstration at State Fair will receive a \$30 premium. This premium is for **BOTH Livestock and General Demonstrations**. State Fair Livestock Demonstrations must involve a live animal.

### 2023 4-H COUNTY FAIR LIVESTOCK PREMIUM SCHEDULE

SPECIES	BLUE	RED	WHITE	CLOVERBUDS / PARTICIPATION
Beef	\$10.00	\$8.00	\$5.00	\$2.00
Dairy	\$10.00	\$8.00	\$5.00	\$2.00
Dairy Genetics	\$5.00	\$4.00	\$3.00	---
Goats-Dairy	\$7.00	\$6.00	\$5.00	\$2.00
Goats-Meat Br/Mkt	\$7.00	\$6.00	\$5.00	\$2.00
Poultry	\$5.00	\$4.00	\$3.00	\$2.00
Rabbits	\$5.00	\$4.00	\$3.00	\$2.00
Sheep	\$7.00	\$6.00	\$5.00	\$2.00
Swine	\$7.00	\$6.00	\$5.00	\$2.00
Horse	\$5.00	\$4.00	\$3.00	\$2.00
Dog Training	\$7.00	\$6.00	\$5.00	\$2.00

### 2023 4-H COUNTY FAIR GENERAL & CLUB PREMIUM SCHEDULE

PROJECT AREA	BLUE	RED	WHITE	PARTICIPATION
<b>PARTICIPATION EXHIBITS</b>				
Cloverbuds	-	-	-	\$2.00
Demonstrations / Posters	-	-	-	\$2.00
Fashion Revue	-	-	-	\$2.00
Horseless Horse Lead Line	-	-	-	\$2.00
<b>GENERAL EXHIBITS</b>				
ALL GENERAL EXHIBITS	\$5.00	\$3.00	\$2.00	
<b>CLUB EXHIBITS</b>				
Club Banner, Club Scrapbook, Club Community Pride, Container Garden	\$15.00	\$10.00	\$8.00	

# LIVESTOCK EXHIBITS



## EXHIBIT CHOICES

Register Twice if Taking Two (2) Exhibits in the Same Class Where 2 Are Allowed

### Listed in Show Order

#### COW/CALF PAIR (Limit of 1 Pair-Shown at Pen and/or Ring)

- Beef Cow/Calf Pair at Pens – Registered
- Beef Cow/Calf Pair at Pens – Commercial
- Beef Cow/Calf Pair in Ring – Registered
- Beef Cow/Calf Pair in Ring – Commercial

#### BEEF - CLOVERBUD (1) Refer to Cloverbud Section

#### CALVES (Limit of 2 per class)

- Jr Dairy Steer (Grades 3-5 only)
- Jr Beef Calf (Grade 3-5 only)
- Prospect Calf – Heifer
- Prospect Calf – Steer
- Beef Breeding Heifer – Spring Calf

#### BREEDING HEIFERS (Total Limit of 2)

- Beef Breeding Heifer – Registered Pure Breed
- Beef Breeding Heifer - Commercial

#### MARKET BEEF (Limit of 2 per class)

- Beef Market Heifer
- Beef Market Steer
- Dairy Steer – Pure Breed
- Dairy Steer – Cross Breed

CLASSES	BIRTHDATES
Breeding Heifer - Spring Calf	Jan 1 – Apr 30, 2023
Breeding Heifer - Fall Calf	Sept 1 – Dec 31, 2022
Breeding Heifer - Summer Yearling	May 1 – August 31, 2022
Breeding Heifer - Junior Yearling	January 1 – April 30, 2022
Breeding Heifer - Senior Yearling	Sept 1 – Dec 31, 2021
Cow/Calf	Calf born on or after January 1, 2023
Prospect Calf	January 1 – April 30, 2023
Jr Beef Calf	March 1, 2023 or after
Jr Dairy Steer	January 1, 2023 or after
Market Beef	January 1 – August 31, 2022
Dairy Steer	January 1 – August 31, 2022

## RULES & REQUIREMENTS

Also see "Rules & Requirements for All Exhibitors" and "Specific Guidelines for Livestock Exhibitors".

1. **NEW THIS YEAR – EXHIBITOR MEETING** on Tuesday, August 15 at 1 PM around the scale area in the Beef barn.
2. **ENTRY / WEIGH-IN / ID VERIFICATION:** Beef may enter barn any time after 5:00 pm on Monday, August 14. Beef must be in place before weigh-in and ID verification on Tuesday, August 15 from 1–3 PM. ID verification will take place immediately following the Exhibitor meeting.
3. **JUDGING:** Project animals will be judged at the 4-H Beef Show on Wednesday, August 16 beginning at 5:30 PM with Cow/Calf at the pens and continuing in the Radel Pavilion Arena.
4. **EXHIBIT LIMITS:** Members may exhibit two beef steers, two pure breed dairy steers, two cross breed dairy steers, two market heifers, and/or two breeding heifers. Only one cow/calf pair may be shown but it can be shown in the pen and/or in the ring. Females may be shown as either breeding or market but NOT both.
5. **MARKET BEEF:** will be mouthed at the County Fair scale to assure that age qualifications are met. Market beef showing permanent teeth can show for ribbon and premium only and will not be eligible for special awards or trips. An eruption is a pair of teeth. If only one tooth of the second eruption is visible it counts as a second eruption.
6. **PUREBREED DAIRY STEERS:** will be shown separately from the beef steers. Any beef-dairy crossbred steer will show with the beef steers. Pure Breed Dairy Steers must be 100% of one of the following Dairy Breeds to be accepted without registration papers in the dairy steer show: Ayrshire, Brown Swiss, Guernsey, Holstein, and Jersey. Milking Shorthorn Dairy Steers must be registered with the American Milking Shorthorn Society and not carry the "S" suffix. Dairy steers showing permanent teeth may be shown but they can place no higher than a red ribbon and they will not be eligible for State Fair or auction.
7. **CROSS BREED DAIRY STEERS:** must be from the following breeds in any combination: Ayrshire, Brown Swiss, Guernsey, Holstein, Jersey, Milking Shorthorn, Montebellarde, Normande (dairy), Red & White, Norwegian Red and Viking Red (Swedish, Danish & Finnish Red). Crossbred Dairy Steers must be at least 50% from the acceptable breeds listed for the Pure Breed Dairy Steer division, with the balance being from any other beef or dairy breed; however, the steers must show adequate dairy steer characteristics, as determined by the market sale committee. Exhibitors should be prepared to identify the breeds of their crossbred dairy steer.
8. **SHOW DIVISIONS:** If more than one market steer, market heifer, or dairy steer class is needed, they will be divided and shown by weight divisions.
9. **BEEF BREEDING HEIFER:** Classes will be separated by breed, PB/Crossbreed, or age when numbers merit.
10. **COW/CALF:** There will be two divisions of the Cow / Calf project. The first division will have the pair penned and judged on production and knowledge of the 4-H'er. The second division will have the pair shown in the ring and judged on conformation and animal quality. Cow/Calf state fair awards will be based on animal quality and awarded to cow/calf pairs that are shown in the ring. Cow/Calf pairs can be shown in either or both divisions. Any bonafide 4-H members are allowed to assist the 4-H'er by showing one of the animals in the arena for the cow/calf judging. Parents may assist as a third person.

11. **CALVES OF COW/CALF PAIRS:** born after May 15 must be ID'd within 5 days of birth. Supply Extension staff with the calf data for entry into the 4honline ID system. Calves must be ID'd with a State 4-H ear tag or tattoo by County Fair. This may or may not be the continuation of a heifer project. Bull, steer, and heifer calves are eligible for cow/calf pairs. They should be clipped and halter broke.
12. **CALF CLASSES:** A calf can be shown in only one of the following classes: junior beef calf, prospect calf or the spring breeding heifer class. Calves do not have to be from Cow/Calf project.
13. **PROSPECT CALF:** class (steers and heifers) is either for calves from an identified and exhibited cow/calf project or from a prospect calf only project (cow is not identified). Prospect Calves must have a state 4-H ear tag or a tattoo if registered. Heifers and steers are eligible and will show separately. Prospect calves may be leased.
14. **JUNIOR BEEF CALF:** is only for beef project members who are in 3<sup>rd</sup> through 5<sup>th</sup> grade on January 1, 2023. This calf may or may not be from the cow/calf pair of an immediate member of the family.
15. **JUNIOR DAIRY STEER:** is for beef project members who were in 3<sup>rd</sup> through 5<sup>th</sup> grade on January 1, 2023.
16. **SPRING BREEDING HEIFER CALF:** does not have to come from a cow/calf pair. Calf must be weaned if not from a cow/calf pair. Registered calves must have a tattoo or tag matching the registration papers.

**Requirements for State Fair:**

- Recommended minimum weight for State Fair is 1,000 pounds; recommended maximum weight is 1,600 pounds. Pure Breed Dairy Steers must be 100% dairy breed. The following breeds will be accepted without registration papers: Ayrshire, Brown Swiss, Guernsey, Holstein, and Jersey. Milking Shorthorn dairy steers must be registered with the American Milking Shorthorn Society and not carry the "S" suffix.

**AWARDS**

OVERALL CHAMPION COW/CALF KNOWLEDGE & EXHIBIT AWARD	CHAMPION DAIRY STEER AWARD
TOP JUNIOR DAIRY STEER AWARD	CHAMPION CROSSBRED DAIRY STEER AWARD
TOP JUNIOR BEEF CALF AWARD	CHAMPION MARKET BEEF AWARD
CHAMPION BEEF PROSPECT MARKET CALF AWARD	JUNIOR CHAMPION BEEF SHOWMANSHIP AWARD
CHAMPION BREEDING HEIFER AWARD	INTERMEDIATE CHAMPION BEEF SHOWMANSHIP AWARD
CHAMPION MARKET HEIFER AWARD	SENIOR CHAMPION BEEF SHOWMANSHIP AWARD
CHAMPION BEEF STEER AWARD	JUNIOR CHAMPION BEEF INTERVIEW AWARD
SUPREME CHAMPION BEEF AWARD	SENIOR CHAMPION BEEF INTERVIEW AWARD
TOP BEEF HERDSMANSHIP CLUB AWARD	



**EXHIBIT CHOICES**

*Register Twice if Taking Two (2) Exhibits in the Same Class Where 2 Are Allowed*

<b><u>BIRTHDATES FOR DAIRY CLASSES</u></b>	
<b><u>CLASSES</u></b>	<b><u>BIRTHDATES</u></b>
Spring Calf	March 1, 2023 to May 31, 2023
Winter calf	December 1, 2022 to February 28, 2023
Fall calf	September 1 to November 30, 2022
Summer Junior Yearling	June 1 to August 31, 2022
Spring Junior Yearling	March 1 to May 31, 2022
Winter Senior Yearling	December 1, 2021 to February 28, 2022
Fall Senior Yearling	September 1 to November 30, 2021
Milking Yearling	Sept 1, 2021 or later, that has freshened & in milking form
Junior 2-year-old	March 1 to August 31, 2021
Senior 2-year-old	September 1, 2020 to February 29, 2021
Three-year-old cows	September 1, 2019 to August 31, 2020
Four-year-old cows	September 1, 2018 to August 31, 2019
Cow, five years & older	Born before September 1, 2018
Dry Cow	Dry cow of any age

DAIRY - CLOVERBUD (1) Refer to  
Cloverbud Section

AYRSHIRE REG & GRADE (Limit of 4 –  
not more than 2/class)

Spring Calf  
Winter Calf  
Fall Calf  
Summer Jr Yearling  
Spring Jr Yearling  
Winter Sr. Yearling  
Fall Sr. Yearling  
Milking Yearling  
Junior 2 Year Old Cow  
Senior 2 Year Old Cow  
Three & Four Year Old Cow  
Five Year & Older Cow  
Dry Cow

BROWN SWISS REG & GRADE (Limit of 4 –  
not more than 2/class)

Spring Calf  
Winter Calf  
Fall Calf  
Summer Jr Yearling  
Spring Jr Yearling  
Winter Sr. Yearling  
Fall Sr. Yearling  
Milking Yearling  
Junior 2 Year Old Cow  
Senior 2 Year Old Cow  
Three & Four Year Old Cow  
Five Year & Older Cow  
Dry Cow

CROSSBRED/OTHER BREED (Limit of 4 –  
not more than 2/class)

Spring Calf  
Winter Calf  
Fall Calf  
Summer Jr Yearling  
Spring Jr Yearling  
Winter Sr. Yearling  
Fall Sr. Yearling  
Milking Yearling  
Junior 2 Year Old Cow  
Senior 2 Year Old Cow  
Three & Four Year Old Cow  
Five Year & Older Cow  
Dry Cow

GUERNSEY REG & GRADE (Limit of 4 –  
not more than 2/class)

Spring Calf  
Winter Calf  
Fall Calf  
Summer Jr Yearling  
Spring Jr Yearling  
Winter Sr. Yearling  
Fall Sr. Yearling  
Milking Yearling  
Junior 2 Year Old Cow  
Senior 2 Year Old Cow  
Three & Four Year Old Cow  
Five Year & Older Cow  
Dry Cow

HOLSTEIN REG & GRADE (Limit of 4 –  
not more than 2/class)

Spring Calf  
Winter Calf  
Fall Calf  
Summer Jr Yearling  
Spring Jr Yearling  
Winter Sr. Yearling  
Fall Sr. Yearling  
Milking Yearling  
Junior 2 Year Old Cow  
Senior 2 Year Old Cow  
Three & Four Year Old Cow  
Five Year & Older Cow  
Dry Cow

JERSEY REG & GRADE (Limit of 4 –  
not more than 2/class)

Spring Calf  
Winter Calf  
Fall Calf  
Summer Jr Yearling  
Spring Jr Yearling  
Winter Sr. Yearling  
Fall Sr. Yearling  
Milking Yearling  
Junior 2 Year Old Cow  
Senior 2 Year Old Cow  
Three & Four Year Old Cow  
Five Year & Older Cow  
Dry Cow

MILKING SHORTHORN REG & GRADE  
(Limit of 4 – not more than 2/class)

Spring Calf  
Winter Calf  
Fall Calf  
Summer Jr Yearling  
Spring Jr Yearling  
Winter Sr. Yearling  
Fall Sr. Yearling  
Milking Yearling  
Junior 2 Year Old Cow  
Senior 2 Year Old Cow  
Three & Four Year Old Cow  
Five Year & Older Cow  
Dry Cow

RED & WHITE REG & GRADE (Limit of 4 –  
not more than 2/class)

Spring Calf  
Winter Calf  
Fall Calf  
Summer Jr Yearling  
Spring Jr Yearling  
Winter Sr. Yearling  
Fall Sr. Yearling  
Milking Yearling  
Junior 2 Year Old Cow  
Senior 2 Year Old Cow  
Three & Four Year Old Cow  
Five Year & Older Cow  
Dry Cow

DAIRY GENETICS (must show animal(s)) (unltd #) (calves, yearlings, non-milking 2 Yr Olds)

DAIRY PRODUCTION (must show animal(s)) (unltd #) (2 yr+ with at least 305 days in milk)

**RULES & REQUIREMENTS**

*Also see "Rules & Requirements for All Exhibitors" and "Specific Guidelines for Livestock Exhibitors".*

1. **ENTRY / ID VERIFICATION:** Dairy ID verification will be at the barns on **Tuesday, August 15** beginning at 4:00 PM to 8:00 PM. 4-H'er should be present during ID process.

2. **JUDGING:** Project animals will be judged at the 4-H Dairy Show on **Thursday, August 17** at 8:30 AM in the Cattle Arena. Each breed will be shown separately. The show will start with Cloverbuds followed by Cows in breed order of Ayrshire, Brown Swiss, Crossbred, Guernsey, Jersey, Milking Shorthorn, Red & White, Registered Holstein, and Grade Holstein. The heifers will follow in the same order as the Cows. Showmanship will follow State Fair Lineup.
3. **EXHIBIT LIMITS:** 4-H'ers may show four animals per division (breed), but not more than two per class (i.e. Jr Calf, Wtr Sr Calf, Spr Jr Yrlg, Jr 2 Yr Old etc.) except for advanced cows (3 yr+ lactating cows) where an unlimited number may be shown. Members entering animals in the Genetics and/or Production class(es) must also show those animals in another dairy class. Cloverbuds are not eligible for Genetics & Production classes.
4. **BREEDS & CLASSES:**
  - a) Grade, purebred or crossbred animals may be taken as project animals.
  - b) Dairy breed classes (divisions) include Ayrshire, Brown Swiss, Crossbred, Guernsey, Jersey, Milking Shorthorn, Registered Red & White and Grade Red & White, Registered Holstein and Grade Holstein.
  - c) Animals must be shown in the "Crossbred and Other Breeds" class if they are less than 7/8's or 87% of any one of the seven purebred breeds listed above or if they are a dairy breed other than Ayrshire, Brown Swiss, Guernsey, Jersey, Milking Shorthorn, Red & White or Holstein.
  - d) All color breeds will be shown with registered and grade in the same class (i.e. – Grade Jerseys show together with Registered Jerseys.)
  - e) Senior Yearlings that have calved must compete in the 2-year-old cow class.
  - f) **Dairy Animals no longer need to be identified before the first freshening. However, no family member or other 4-H'er will be allowed to show an animal that has been shown by another 4-H'er after the animal's first freshening.**
5. **LEASING:** Dairy members may show a leased animal if a signed copy of the lease agreement and ID forms are completed in 4honline by May 17. The leased animal must be a calf or yearling unless the leased cow was shown previously by the same 4-H'er as a calf or yearling. The leased animal may only be shown by the 4-H'er (not by owner/others) while the lease is in effect. Members must assume responsibility for care and management of the leased animal.
6. **DAIRY PRODUCTION CLASS:** Details and applications for production entries will be sent to members in time to return information to the Extension Office by August 1. The Production Class is limited to two-year-old or older animals that have completed a 305-day lactation record with an official DHIA test record (type test code less than 40). Cows must have at least 305 days in milk. First lactation animals with less than 305 days in milk should be entered in the Dairy Genetics class. Cows should be identified with DHI herd code, computer number, registration or 9-digit ear tag number, and barn name. Provide the calving date of the cow's production record as well as the 2-digit type test code. Report the cow's most recent 305 - 2x - M.E. record (complete or more than 305 days in milk). Ranking will be based on value of product at the last completed lactation 305-day M.E. Cloverbuds are not eligible for the Production class.
7. **DAIRY GENETICS INDEX CLASS:** Details and applications for Genetics entries will be sent to members in time to return information to the Extension Office by August 1. Genetics is limited to animals less than 3 years old that have not completed a 305-day lactation record. Other animals should be entered in the Dairy Production Class. All heifers entered must be sired by a bull with a published sire summary or by a young A.I. bull with a Pedigree Index available on the sire summary tape. (A Pedigree Index will have a "\*" printed next to the dollar value on the DHI Report.) Dam must be identified by register or ear tag number with DHI herd code, herd code computer number, and farm name. Cloverbuds are not eligible for the Genetics class.
8. **EXHIBITOR CLOTHING:** White clothing is traditionally worn at dairy shows. The official judge will be instructed to disregard whether 4-H'ers wear white or not, when placing classes and in showmanship.
9. **STATE FAIR LINEUP:** Only 4-H'ers and animals eligible and wanting to be considered for State Fair will be allowed in State Fair Lineup.
10. **4-H DAIRY STARS AWARDS:** This year, the dairy project will continue the Steele County 4-H Dairy Stars Awards program. This program mimics the 4-H Dairy Showcase at the Minnesota State Fair and will recognize and reward youth for their involvement and project development in the 4-H dairy project. It will recognize efforts in mentorship, leadership, 4-H involvement, 4-H activities, and accomplishments.

The score sheet for this award is broken down as follows: Dairy Livestock Interview (15%), showmanship (15%) Dairy Judging (15%), Dairy Bowl Teams (15%) and Leadership Profile (40%).

Awards will be distributed in a scholarship form to three Juniors (Grades 3-8) and five Seniors (Grades 9-13) at the Parade of Champions. Applications will be mailed out and be due back to the Extension Office by **August 1**.

## **AWARDS**

**KOTTKE ACHIEVEMENT AWARD IN DAIRY** gift award is provided by *Kottke Jewelers*, Owatonna, to an outstanding 4-H Dairy member, who is at least a high school senior and who has provided leadership in the dairy project as well as excelling in the show ring. This award can only be won once.

**DAVID & RUTH DEMMER MEMORIAL AWARD FOR GRAND CHAMPION DAIRY** - a traveling trophy is provided by the *Demmer Family in Memory of David, Ruth & Gail Demmer*. Any member winning this award three times in a row will keep the traveling trophy. Another award will also be given each year for the member to keep.

CHAMPION JUNIOR AYRSHIRE Ribbon

CHAMPION SENIOR AYRSHIRE Ribbon

CHAMPION JUNIOR BROWN SWISS Ribbon

CHAMPION SENIOR BROWN SWISS Ribbon

CHAMPION JUNIOR GUERNSEY Ribbon

CHAMPION SENIOR GUERNSEY Ribbon



CHAMPION JUNIOR REGISTERED HOLSTEIN Ribbon  
 CHAMPION JUNIOR GRADE HOLSTEIN Ribbon  
 CHAMPION SENIOR REGISTERED HOLSTEIN Ribbon  
 CHAMPION SENIOR GRADE HOLSTEIN Ribbon  
 CHAMPION JUNIOR JERSEY Ribbon  
 CHAMPION SENIOR JERSEY Ribbon  
 CHAMPION JUNIOR MILKING SHORTHORN Ribbon  
 CHAMPION SENIOR MILKING SHORTHORN Ribbon  
 CHAMPION JUNIOR RED & WHITE Ribbon  
 CHAMPION SENIOR RED & WHITE Ribbon  
 CHAMPION JUNIOR CROSSBREED DAIRY Ribbon  
 CHAMPION SENIOR CROSSBREED DAIRY Ribbon

BEST UDDERED DAIRY ANIMAL AWARD  
 DAIRY PRODUCTION CHAMPION AWARD  
 DAIRY GENETICS CHAMPION AWARD  
 JUNIOR CHAMPION DAIRY SHOWMANSHIP AWARD  
 INTERMEDIATE CHAMPION DAIRY SHOWMANSHIP AWARD  
 SENIOR CHAMPION DAIRY SHOWMANSHIP AWARD  
 JUNIOR CHAMPION DAIRY INTERVIEW AWARD  
 SENIOR CHAMPION DAIRY INTERVIEW AWARD  
 TOP DAIRY HERDSMANSHIP CLUB  
 DAIRY STAR AWARDS  
 1<sup>st</sup> – 5<sup>th</sup> Place Senior Dairy Star Awards  
 1<sup>st</sup> – 3<sup>rd</sup> Place Junior Dairy Star Awards

## 🍀 Dog Training 🍀

### EXHIBIT CHOICES

2 Dog Limit – 1 per Class except for Brace & 4 Dog Team

#### OBEDIENCE (1 Dog per class)

- **Obedience - Foundation** - A 4-H'er and/or dog in the first year of training. The dog may participate in this class only once during its 4-H career. A dog entering this class with more than ten (10) weeks of training in an organized class prior to enrolling in Foundation level 4-H training class is ineligible. A dog with one leg of an AKC-PCD, AKC-CD, or AKC-BN obedience title (or equivalent) or Rally RN title (or equivalent) is ineligible. The dog will move to Beginner the following year. Dogs will perform heel on leash, figure eight on leash, sit for exam on leash, grooming, recall on leash without finish, & sit stay.
- **Obedience - Beginner** - A dog with previous experience in an organized training class of 11-19 weeks OR a dog that completed the Foundation class the previous year OR a dog that received a red or white ribbon the previous year in the Beginner class. A dog with one leg of an AKC-PCD or AKC-CD obedience title (or equivalent) or Rally RN (or equivalent) is ineligible. Upon receiving a blue ribbon or at the end of two years, the 4-H'er and dog must move to the Graduate Beginner class. - Dogs will perform heel on leash, figure eight on leash, stand for exam on leash, grooming, recall on leash with finish, down on command, and sit stay.
- **Obedience - Graduate Beginner** - A 4-H'er and dog may participate in this class until receiving a blue ribbon at the county or state show level. A dog having achieved one leg of its AKC-PCD or AKC-CD obedience title (or equivalent) is ineligible. Dogs will perform the heel on leash, figure eight on leash, stand for exam on leash, grooming, heel free, recall off leash with finish, sit stay - drop leash, and down stay - drop leash.
- **Obedience - Novice** - A 4-H'er and dog may participate in this class until receiving a blue ribbon at the county or state show level. A dog with an AKC-CD obedience title (or equivalent) is ineligible. Dogs will perform heel on leash, figure eight on leash, stand for exam off leash, heel free, recall off leash with finish, group long sit - drop leash, group long down - drop leash.
- **Obedience - Graduate Novice** - A 4-H'er and dog may participate in this class until receiving a blue ribbon at the county or state show level. A dog having one leg of an AKC- PCDX, AKC-GN, or AKC-DCX obedience title (or equivalent) is ineligible for this class. Dogs will perform heel on leash, heel free and figure eight off leash, moving drop on recall, dumbbell fetch, recall over high jump, recall over broad jump, group long sit – drop leash, and group long down – drop leash
- **Obedience - Pre-Open** – 4-H'er and dog may participate in this class until receiving a blue ribbon at the county or state show level. A dog with one leg toward an AKC-PCDX or AKC-CDX obedience title (or equivalent) is ineligible. Dogs will perform heel free and figure eight off leash, drop on recall, retrieve on flat, dumbbell recall over high jump, broad jump, group long sit – drop leash, and group long down – drop leash. All exercises are performed off leash.
- **Obedience - Open** – A 4-H'er and dog may participate in this class until receiving a blue ribbon at the county or state show level. A dog with an AKC- CDX (or equivalent) is ineligible. Dogs will perform the heel free & figure eight off leash, drop on recall, retrieve on flat, retrieve over high jump, broad jump, group long sit – drop leash, and group long down – drop leash. All exercises are performed off leash.
- **Obedience - Graduate Open** – A 4-H'er and dog may participate in this class until receiving a blue ribbon at the county or state show level. A dog with one leg of an AKC-UD, AKC-GO, or AKC-UD obedience title (or equivalent) is ineligible. Dogs will perform signal exercise, scent discrimination, go out, directed jumping, moving stand and examination, and directed retrieve. All exercises are performed off leash.
- **Obedience - Pre-Utility** - A 4-H'er and dog many participate in this class until receiving a blue ribbon at the county or state show level. A dog with one leg of its' AKC-PUTD or AKC-UD obedience title (or equivalent) is ineligible. Dogs will perform signal exercise full distance, scent discrimination, directed retrieve, moving stand and exam, and directed jumping. All exercises are performed off leash.
- **Obedience - Utility** - Unrestricted. A 4-H'er may participate in this class with the same dog indefinitely. Dogs will perform signal exercise full distance, scent discrimination, directed retrieve, moving stand and exam, and directed jumping. All exercises are performed off leash.

- **Obedience - Veterans** – For dogs that are too old and/or unfit to jump. Dogs must be seven years old or older and trained to the Graduate Novice level. If a dog under the age of seven years has been found unfit to jump by a licensed practicing veterinarian, it will be allowed to compete in this class. Once a dog competes in Veterans at the county show level, it can never again be shown in any agility class or other obedience or rally class that has jumping exercises even if being trained and exhibited by another 4-H'er. A 4-H'er may participate in this class indefinitely. The Veterans scoresheet will be used. Dogs will perform heel on leash, figure eight on leash, stand for exam off leash, heel free, recall off leash, group long sit - drop leash, group long down - drop leash.
- **Obedience – Brace** – For a 4-H'er with two dogs of their own or for those who wish to borrow/lease a dog if they do not have two dogs of their own. (A third dog cannot be used for Brace.) No particular level of training is required or prohibited in this class. A 4-H'er may participate in this class indefinitely. The dogs may be shown coupled with a single leash or unattached with two leashes. The Brace scoresheet will be used. Dogs will perform heel on leash & figure eight on leash, stand for exam off leash, grooming, recall off leash, group long sit – drop leash, and group long down – drop leash.
- **Obedience - Four Dog Team** -Team uniformity is a factor in performance. For 4-H'ers wishing to work together in training their dogs to perform as a unit of four. No particular level of training if required or prohibited in this class. The Four-Dog Team Score Sheet will be used for judging. Dogs will perform heel on leash & figure eight on leash, stand for exam off leash, recall off leash – called simultaneously, long sit off leash – drop leash, and long down off leash – drop leash.

#### SHOWMANSHIP (1 Dog per class)

- **Dog Showmanship Novice Junior** -For 4-H'ers who are in third through eighth grade. It is judged entirely on the member's ability to groom and show the dog by breed standards. A crossbred dog should be shown and groomed by the breed standard it resembles. Conformation of the dog is not evaluated. Once the 4-H'er receives a blue ribbon in this class, he moves to Jr. Open if he is still Jr. age. If he becomes a Sr. just after receiving a blue in this class, he will advance to Sr. Novice.
- **Dog Showmanship Open Junior** - (3-8 gr) - For the 4-H member who has achieved a blue ribbon in Junior Novice and is still in 3<sup>rd</sup> - 8<sup>th</sup> gr. 4-H'ers stay in this class until they are in 9<sup>th</sup> grade, even if they receive a blue. The fall they enter 9<sup>th</sup> grade, is the 4-H year they advance to the Sr. Novice class.
- **Dog Showmanship Novice Senior** - For 4-H'ers who are in ninth grade or higher, it is judged entirely on the member's ability to groom and show the dog by breed standards. A crossbred dog should be shown and groomed if the dog is not evaluated. Once a blue ribbon is received, 4-H'er advances to Sr. Open class.
- **Dog Showmanship Open Senior** (9 gr +) - For the 9<sup>th</sup> grade and older 4-H member who has achieved a blue ribbon in Senior Novice.
- **Showmanship Excellent** – For 4-H member who is not eligible for Novice or Open Showmanship. Handler may stay at this level indefinitely.

#### RALLY

Rally is a sport where the dog and handler complete a course that has been designed by the rally judge combining the fast pace of Agility and the exercises of Obedience. The dog and handler will proceed through a course of designated stations. Each station has a sign giving instructions regarding the skills that are to be performed. Handlers are permitted to talk, praise, encourage, clap their hands, pat their legs or use any verbal means of encouragement. Multiple commands and/or signals are allowed. The handler may not touch the dog or make any physical corrections. At any time during the performance, loud or harsh commands or intimidating signals will be penalized.

- **Rally Foundation** - For the handler/dog team that would compete at the Foundation Obedience; any dog with a leg towards a Rally Novice title or is ineligible for his level; must move to Pre-Novice next year with the same dog no matter color of ribbon earned.
- **Rally Pre-Novice** - Same as Beginner A & B. Exercises will be performed on leash. The participant must earn a blue ribbon to advance. Course includes 8-12 signs, with 1-2 stationary signs.
- **Rally Novice** - Same as Graduate Beginner and Novice Obedience. It is performed on leash and must earn a blue ribbon to advance. The course includes 10-15 signs with 3-5 stationary signs, and minimum of three signs from Novice.
- **Rally Pre-Advanced** - Same as Graduate Novice, Pre-Open or Open. Exercises are performed off leash. The participant must earn a blue ribbon to advance. The course includes 12-17 signs, with 3-7 stationary signs, and a minimum of 3 signs from Pre-Advanced.
- **Rally Advanced** - Same as Graduate Open or Pre-Utility. Exercises will be performed off leash. 4-H'er has the option to compete in this level until they earn three blues with the same dog, but if they chose to compete in Excellent, they can't move back to Advanced. The course includes 12-17 signs, with 3-7 stationary signs, with a minimum of 2 Pre-Advanced, 1 Advanced, and 1 jump sign.
- **Rally Excellent** - Same as Utility. Exercises are performed off leash. The course must include 15-20 signs with 3-7 stationary signs, and a minimum of 2 advanced signs, 1 excellent sign, 2 jump signs and an honor station.
- **Rally Veterans** - Class for dogs that are too old and unfit to jump. Dogs must at least be 7 years old unless they are found unfit to jump by a licensed, practicing veterinarian. Once a dog competes in Veterans Rally class at the county show level, it can never again be shown in an agility class, obedience class of Pre-Open or higher. The course will consist of 12-15 exercises from Pre-Novice through Advanced, an honor station, with the exception of sending over jumps.

#### AGILITY

Dog Agility is patterned after equestrian show jumping and combines the elements of a dog's agility, briskness, confidence and a handler's control over an obstacle course designed for dogs. It is a fun sport with great spectator appeal.

Agility Classes may be divided according to the jump heights as follows: Mini Jump Heights of 6" and 12" Open Jump Heights of 18" and 24"

- **Agility Beginner** - 4-H'er/Dog Team will do a simple "S", "M" or "U" shaped course with ten obstacles. The standard course time is 60 seconds. All dogs will be shown on leash, wearing flat collars. Members may show at this level until achieving a round of 5 or fewer faults in competition and then must advance to the next level the following year. A dog with a leg toward any agility title is ineligible.

- **Agility Elementary** - 4-H'er / Dog Team will do a simple "S", "M" or "U" shaped course with ten obstacles. The standard course time is 60 seconds. All dogs will be shown off leash. The handler may decide if the dog is shown with or without a collar. Members must show at this level until achieving a round of 5 or fewer faults in competition and then must advance to the next level the following year. A dog with a leg toward a USDAA or NADAC, UKC or an AKC-Novice agility title is ineligible, as is a handler having earned a USDAA Junior Handler Program (UJHP) Elementary certificate.
- **Agility Intermediate** – 4-H'er / Dog Team will do a course slightly more challenging than a figure 8 consisting of 12 – 14 obstacles. The standard course time is 75 seconds. Dogs, at the handler's option, may be shown with or without a collar, but must be off leash. Members must show at this level until achieving a round of 5 faults or less in competition and then must advance to the next level the following year. Dogs with a leg toward a UKC title, a NADAC or USDAA regular title, or a leg toward an AKJC-Open agility title are ineligible, as is a handler having earned a UJHP Intermediate Certificate.
- **Agility Senior** – 4-H'er/Dog Team will do a course slightly more challenging than a figure 8 consisting of 13 - 15 obstacles. Dogs are shown with no collar or leash. The standard course time will be computed at 2 yards per second, but not exceeding 75 seconds. Members must show at this level until achieving a round of 5 faults or less in competition and then may advance to the next level the following year or have the option to stay at this level for a maximum of three years of 5 faults or less. After the third year of 5 faults or less, members must advance to the next level the following year.
- **Agility Advanced** – This class is for dogs and handlers who have earned a blue ribbon in one or more years in the 4-H Senior agility class (members who have earned 3 years of blue ribbons with the same dog are required to move to the advanced level), or are competing in USDAA Advanced, NADAC Open, or AKC Excellent level, or beyond. A dog and handler may remain at this level indefinitely. 4-H'ers may drop back to Senior level if they find competition difficult at advanced level provided, they have not yet earned a blue ribbon in the advanced level or previously earned 3 runs of 5 faults or less in Senior level. Obstacle performance standards are the same as for senior level.
- **Agility Limited** - A total of 10-13 obstacles are used (including any obstacles taken twice): 9 - 12 Hurdles, 1 - 3 Pipe tunnels. The standard course time is 60 seconds. Dogs may be shown on or off leash at this level. The handler may decide if the dog is shown with or without a collar if off-leash. The handler will decide on any jump height they believe is in the best interest of their dog, from jump bars lying flat on the ground, up to a maximum of 16". The course design may cross a maximum of twice and may include a maximum of two side changes. The maximum approach angle to any jump is 45 degrees. Long jump, triple jump, double jump, one bar jump, and tire jump are prohibited at this class level. Pinwheels, serpentine and treadles are prohibited at this level.
- **Jumpers 1A** - This class corresponds to the ability of dogs and handlers in the Beginner standard level. A total of 10-13 obstacles are used (7-12 Hurdles and 1-3 Pipe tunnels). The standard course time is 50 seconds which may cross a maximum of two times. Dogs must be shown on leash at this level.
- **Jumpers 1B** - This class corresponds to the ability of dogs and handlers in the Elementary standard level. A total of 10-13 obstacles are used (7-12 Hurdles and 1-3 Pipe tunnels and Tire Jump). The standard course time is 50 seconds which may cross a maximum of two times. Dogs will be shown off leash at this level. Handler may decide if the dog is shown with or without a collar. Dogs may wear a flat buckle collar with no tags or other attachments. A score of 5 or fewer faults is required to move to the Jumpers 2 level.
- **Jumpers 2** - This class corresponds roughly to the ability of dogs and handlers in Intermediate and Senior standard classes. The course is a total of 13-16 obstacles used and will cross 2 or 3 times. The standard course time will be computed at 2.5 yards per second for dogs jumping 4", 8" and 12" and at 2.75 yards per second for dogs jumping 16" and 20". All dogs must be shown off leash. The handler may decide if the dog is shown with or without a collar. Members must show at this level until achieving a round of 5 faults or less in competition and then may advance to the next level the following year or have the option to stay at this level for a maximum of three years of 5 faults or less. After the third year of 5 faults or less, member must advance to the next level the following year.
- **Jumpers 3** - This course corresponds to the ability level of handlers and dogs in the advanced standard class. A total of 16-20 obstacles are used and the course design will include 2-4 crossing patterns. Dogs must be shown with no collar or leash. The standard course time will be computed at 3.0 yards per second for dogs jumping 4, 8, and 12" and at 3.25 yards per second for dogs jumping 16 and 20". Dogs may compete at this level indefinitely. 4-H'ers may drop back to Jumpers 2 if they find competition difficult at Jumpers 3 level provided, they have not yet earned a blue ribbon in the Jumpers 3 level or previously earned 3 runs of 5 faults or less in Jumpers 2 level.
- **Limited Jumpers** – A total of 10-13 obstacles are used (9-12 hurdles and 1-3 pipe tunnels). The standard course time is 60 seconds. Dogs may be shown on or off leash at this level. The handler may decide if the dog is shown with or without a collar if off-leash. The handler will decide on any hump height they believe is in the best interest of their dog, from jump bars lying flat on the ground, up to a maximum of 16".

## **RULES & REQUIREMENTS**

*Also see "Rules & Requirements for All Exhibitors" and "Specific Guidelines for Livestock Exhibitors". Additional information, class requirements, and rules/regulations can be found in the "MN 4-H Agility, Obedience, Showmanship and Rally Rules and Guidelines" and in the "Steele County 4-H Dog Project Handbook."*

1. **ELIGIBILITY:** 4-H'ers who have completed 3<sup>rd</sup> grade through one year past high school are eligible for the County and State Dog Shows.
2. **CLASS REGISTRATION:** 4-H'ers who have completed 3<sup>rd</sup> grade through one year past high school are eligible for the County and State Dog Shows. 4-H'ers exhibit in the classes corresponding to the level of training they and their dog have received. Additional information, class requirements, and rules/regulations can be found in the Minnesota 4-H Agility, Obedience, Showmanship & Rally rules and guidelines (separate publications) available on the MN 4-H dog project website <https://z.umn.edu/dogrules>
3. **VACCINATION AND IDENTIFICATION:** All dogs must be vaccinated according to the requirements listed on the MN 4-H Dog Project Identification Form and Vaccination Verification and ID'd in 4honline.

4. **NUMBER DOGS ELIGIBLE:** 4-H'ers may show two dogs but only one per class. 4-H'ers may not substitute or change dogs after the Qualifying Show in Obedience or Showmanship for any reason. A dog may be handled by only one 4-H'er in obedience but may be handled by another family member in showmanship.
5. **AGE OF DOGS:** Dogs must be over 6 months old at the time of training.
6. **PRIOR TRAINING:** Any 4-H'er who has received an AKC, UKC or CKC title must compete above that degree.
7. **STATE QUALIFYING COMPETITIONS:** The dates for the qualifying competitions for State Dog Show eligibility ARE TO BE DETERMINED and announced at a later date. Any 4-H'er, who has completed 3<sup>rd</sup> grade through one year past high school and receives a blue ribbon or places 1<sup>st</sup> or 2<sup>nd</sup> with at least 100 points in a class of no blue ribbons, will be eligible for the State Dog Show – if they have met the county attendance and work requirements. (NOTE: If the 4-H'er advances to the State Show on a "red ribbon", he/she cannot stay in this class for a second year). 4-H'ers who have completed 8<sup>th</sup> grade and compete as Juniors at County Fair will also compete as Juniors at the State Show, if eligible (even though at that time they will be in 9<sup>th</sup> grade).
8. **CLASS GRADE LEVELS:**  
Grade levels in the Dog project are different than most other 4-H project areas. They are:  
JR - 4-H'ers who have completed 3<sup>rd</sup>-8<sup>th</sup> grade  
SR - 4-H'ers who have completed 9<sup>th</sup> gr or higher  
Juniors and Seniors compete together in dog classes EXCEPT in Showmanship Classes where they are evaluated separately.
9. **CLASS ADVANCEMENT:**
  - a) 4-H'ers compete in the same class during one project year at county and state show levels. They would move up to the next advanced class the following year.
  - b) *4-H'ers may train in the Obedience Foundation class for one year only before advancing to the Obedience Beginner class. Advancement from one class to next is based on class descriptions above. However, at the trainer's or program coordinators discretion, 4-H'ers may be required to move to a more advanced class based on prior experience or training.*
  - c) *4-H'ers may work with a new dog previously shown by another 4-H'er. If the dog has been trained and/or shown at the Novice level or higher, it may drop back only one class level.*
  - d) *4-H'ers may skip a class or classes, but once skipped, the 4-H'er may not drop back to the lower class the following year.*

## AWARDS

---

Dog Obedience Foundation Class  
Graduate Beginner Dog Obedience  
Junior Novice Showmanship  
Foundation Rally  
Pre-Novice Rally  
Agility – Beginner  
Junior Champion Dog Interview

Beginner Dog Obedience  
Novice Obedience  
Junior Open Showmanship  
Novice Rally  
Agility – Jumpers -1  
Agility - Limited  
Senior Champion Dog Interview

We're  
**LOCAL**  
like you

LIVE.  
WORK.  
PLAY.

Visit us at our  
booth at the fair.

# 🌿 GOAT 🌿

## EXHIBIT CHOICES

*Register Twice if Taking Two (2) Exhibits in the Same Class Where 2 Are Allowed*

### Listed in Show Order

**MEAT GOAT - CLOVERBUD (1)** *Refer to Cloverbud Section*

### **MEAT BREEDING DOES** (Limit 2 per class)

- Jr Meat Breeding Doe, Reg. or Grade (Jrs: 3-5 grades)
- Sr Meat Breeding Doe, Reg. or Grade (Jrs: 3-5 grades)
- Yrlg Meat Breeding Doe, Reg. or Grade (Jrs 3-5 grade) (Never Kiddled)
- Jr Meat Breeding Doe, Reg. or Grade (Srs: 6 grades+)
- Sr Meat Breeding Doe, Reg. or Grade (Srs: 6 grades+)
- Yrlg Meat Breeding Doe, Reg. or Grade (Srs: 6 grades+) (Never Kiddled)

### **MARKET GOATS** (Limit 4 but no more than 2 per class)

- Meat Mkt Goat - Wether (Jrs: 3-5 grades)
- Meat Mkt Goat - Doe (Jrs: 3-5 grades)
- Dairy Mkt Goat - Wether or Doe (Jrs: 3-5 grade) (100% Dairy)
- Meat Mkt Goat - Wether (Srs: 6 grades+)
- Meat Mkt Goat - Doe (Srs: 6 grades+)
- Dairy Mkt Goat - Wether or Doe (Srs: 6 grades+) (100% Dairy)

### **DAIRY GOAT - CLOVERBUD (1)** *Refer to Cloverbud Section*

### **DAIRY GOATS** (Limit 2 per class)

- Dairy Goat - Jr. Kid Doe
- Dairy Goat - Sr. Kid Doe
- Dairy Goat - Dry Yearling Doe (Not in Milk)
- Dairy Goat - Milking Yearling Doe (In Milk)
- Dairy Goat - Milking Doe 2 Yr Old Doe (In Milk)
- Dairy Goat - Milking Doe 3 Yr Old & Under 5 Yr Old Doe (3 Yrs+ in Milk)
- Dairy Goat - Milking Doe 5 Yr & Older Doe (5 Yrs+ in Milk)

MEAT MARKET GOATS	
CLASSES:	BIRTHDATES
Meat Market Goat (wether)	December 1, 2022 – April 30, 2023
Meat Market Goat (doe)	December 1, 2022 – April 30, 2023
Dairy Market Goat (wether)	December 1, 2022 – April 30, 2023
MEAT GOAT BREEDING DOES	
CLASSES:	BIRTHDATES
Jr Meat Breeding Doe Kid	March 1, 2023 – May 31, 2023
Sr Meat Breeding Doe Kid	December 1, 2022– February 28, 2023
Fall Yrlg Meat Breeding Doe (never kidded)	June 1, 2022 – November 30, 2022
Jr Yrlg Meat Breeding Doe (never kidded)	March 1, 2022- May 31, 2022
Sr Yrlg Meat Breeding Doe (never kidded)	September 1, 2021 – February 28, 2022

DAIRY GOATS	
CLASSES:	BIRTHDATES
Dairy Junior Doe Kid	April 1 to June 30, 2023
Dairy Senior Doe Kid	January 1 to March 31, 2023
Dairy Dry Yearling Doe (never kidded)	January 1 - December 31, 2022
Dairy Milking Yearling Doe	January 1 - December 31, 2022
Dairy Milking two-year old Doe	January 1 - December 31, 2021
Dairy Milking three-year to under five-year old Doe	Born in 2019 or 2020
Dairy Milking five-yr old & older Doe	Born before 2019

## **RULES & REQUIREMENTS**

*Also see "Rules & Requirements for All Exhibitors" and "Specific Guidelines for Livestock Exhibitors".*

1. **ENTRY / WEIGH-IN / ID VERIFICATION:** Goats enter at 8 PM on **Wednesday, August 16** or by ID verification time (9 AM Thursday). Goat ID verification will be at the Foundation Barn from 9 - 10 AM on **Thursday, August 17**.
2. **JUDGING Project:** Animals will be judged at the 4-H Goat Show on **Thursday, August 17** in the Sheep/Goat Barn beginning at 6 PM beginning with Cloverbuds, followed by Meat Breeding Goats, Market Goats, Dairy Goats.
3. **SHOWMANSHIP:** Showmanship will be broken into Dairy Goat Showmanship and Meat Goat Showmanship. The same age groups will apply.
4. **EXHIBIT LIMITS:** 4-H'ers may show 4 market goats but only 2 per class, female or male (wethers only – no bucks allowed). 4-H'ers may show two breeding animals per class, for both dairy and meat breeding animals. **Females may be shown as either breeding or market but NOT both.**
5. **MARKET GOATS:** Meat Market Goats may be a purebred meat breed, a meat breed combination, and/or a meat/dairy breed combination. Dairy Market Goats must be from the following breeds in any combination but must be 100% dairy: Alpine, Nubian, Nigerian Dwarf, Oberhasli, Saanen,

LaMancha, Sable, Toggenburg. Market goats may have lost one or more milk teeth but there may be no evidence of breaking skin or eruption of two permanent teeth. Market goats are completely clipped. It is optional to clip from the knee in the front and hock in the back down to the hoof line. \*\*\*Goats can be braced BUT must be shown with all four feet on the ground. Animals must be shown with a chain or collar used only to control the animal. **If you have two animals in the same weight class, you may move your heaviest animal up a class in order to show your own animal.**

6. **MEAT BREEDING DOES:** Meat Breeding Does may be a purebred meat breed, a meat breed combination, and/or a meat/dairy breed combination. Classes will be determined by age of goat (junior doe, senior doe, and yearling doe). There will not be a breakdown by breeds or purebred and grade until enrollment numbers justify it. Meat breeding does must be clipped and fitted for show.
7. **DAIRY GOATS:** Classes will be determined by age of goat (junior doe kids, senior doe kids, dry yearling does, milking yearlings, 2 Yr old milking does and 3 Yr+ milking does). There will not be a breakdown by breeds or purebred and grade until enrollment numbers justify it. Alpine, LaMancha, Nigerian Dwarf, Nubian, Oberhasli, Saanen, Sables, Toggenburg, Recorded Grades, Unrecorded Grades (from the eight recognized ADGA breeds or combinations) are eligible to be shown as dairy goats. Fainting, Kinder, Cashmere, Angora, Pygmy, and Boer breeds of goats or their crosses are not allowed in dairy classes and are classed as meat goats. **All animals must be trimmed and fitted for show.**
8. **HORNS:**
  - For safety reasons – **all dairy goats must be dis-budded/dehorned.**
  - For safety reasons - Market wethers must be disbudded/de-horned. Re-growth must not exceed one inch. Cut (sawed) off horns are not permitted
  - Does shown in market classes may have horns.
  - Meat breeding does may have horns and they do not need to be capped or blunted.
  - However, if an animal is deemed a safety concern, additional safety measures may be required.

#### Goat Weight Requirements for State Fair:

Market animals must be a minimum of 40 pounds, but not to exceed a maximum of 110 pounds by State Fair.

### **AWARDS**

OVERALL CHAMPION DAIRY GOAT AWARD	JUNIOR CHAMPION DAIRY GOAT INTERVIEW AWARD
CHAMPION DAIRY GOAT JR DOE – Ribbon	SENIOR CHAMPION DAIRY GOAT INTERVIEW AWARD
CHAMPION DAIRY GOAT SR DOE – Ribbon	JUNIOR CHAMPION DAIRY GOAT SHOWMANSHIP AWARD
OVERALL CHAMPION MARKET GOAT AWARD (Sr Show)	SENIOR CHAMPION DAIRY GOAT SHOWMANSHIP AWARD
CHAMPION MARKET GOAT WETHER - Ribbon (Sr Show)	OVERALL CHAMPION MARKET GOAT AWARD (Jr Show)
CHAMPION MARKET GOAT DOE – Ribbon (Sr Show)	CHAMPION MARKET GOAT WETHER - Ribbon (Jr Show)
CHAMPION MARKET GOAT DAIRY – Ribbon (Sr Show)	CHAMPION MARKET GOAT DOE – Ribbon (Jr Show)
OVERALL CHAMPION MEAT BREEDING DOE AWARD (Sr Show)	CHAMPION MARKET GOAT DAIRY – Ribbon (Jr Show)
CHAMPION MEAT BREEDING KID – Ribbon (Sr Show)	OVERALL CHAMPION MEAT BREEDING DOE AWARD (Jr Show)
CHAMPION MEAT BREEDING YEARLING Ribbon (Sr Show)	CHAMPION MEAT BREEDING KID – Ribbon (Jr Show)
JUNIOR CHAMPION GOAT SHOWMANSHIP AWARD	CHAMPION MEAT BREEDING YEARLING Ribbon (Jr Show)
INTERMEDIATE CHAMPION GOAT SHOWMANSHIP AWARD	JUNIOR CHAMPION GOAT INTERVIEW AWARD
SENIOR CHAMPION GOAT SHOWMANSHIP AWARD	SENIOR CHAMPION GOAT INTERVIEW AWARD



### **EXHIBIT CHOICES**

#### Listed in Show Order

All judging takes place on **Tuesday, August 15, 2021** beginning at 9:00 AM.

Horse - Training Steps 1-6 (1)

Horse - Achievement Steps 1-6 (Level 6 may advance to State Fair) (1)

HORSE - CLOVERBUD (1) Refer to Cloverbud Section

#### SHOWMANSHIP

Horseless/Horse Related Horse Halter Showmanship (Grades 3+) (1)

Halter Showmanship (Grades 3-5)

Halter Showmanship (Grades 6-8)  
Halter Showmanship (Grades 9+)

### WALK TROT

*Walk-Trot Classes are not included in Points Total.*

Walk-Trot Horsemanship/Equitation (Beginner Rider)  
Walk-Trot Horsemanship/Equitation (Advanced Rider)  
Walk-Trot Pleasure (Beginner Rider)  
Walk-Trot Pleasure (Advanced Rider)

### ENGLISH

Open English Pleasure (Grades 3-5)  
Open English Pleasure (Grades 6+)  
Open English Equitation (Grades 3-5)  
Open English Equitation (Grades 6+)

### HORSEMANSHIP

Western Horsemanship (Grades 3-5)  
Western Horsemanship (Grades 6-8)  
Western Horsemanship (Grades 9+)

### WESTERN PLEASURE (Can either participate in Western Pleasure or Ranch Pleasure but not both)

Western Pleasure (Grades 3-5)  
Western Pleasure (Grades 6-8)  
Western Pleasure (Grades 9+)

### RANCH PLEASURE (Can either participate in Western Pleasure or Ranch Pleasure but not both)

Ranch Horse (Grades 3-5)  
Ranch Horse (Grades 6-8)  
Ranch Horse (Grades 9+)

### TRAIL

Walk-Trot Trail (Grades 3+)  
Trail (Grades 3-5)  
Trail (Grades 6-8)  
Trail (Grades 9+)

### GAMES

Walk-Trot Egg and Spoon (Grades 3+)  
Egg and Spoon (Grades 3-8)  
Egg and Spoon (Grades 9+)  
Pole Weaving (Grades 3-5)  
Pole Weaving (Grades 6-8)  
Pole Weaving (Grades 9+)  
Key Race (Grades 3-5)  
Key Race (Grades 6-8)  
Key Race (Grades 9+)  
Jumping Figure 8 (Grades 3-5)  
Jumping Figure 8 (Grades 6-8)  
Jumping Figure 8 (Grades 9+)  
Barrel Race (Grades 3-5)  
Barrel Race (Grades 6-8)  
Barrel Race (Grades 9+)

## **RULES & REQUIREMENTS**

*Also see "Rules & Requirements for All Exhibitors" and "Specific Guidelines for Livestock Exhibitors". Additional information is listed in the "4-H Horse Showmanship Manual".*

1. **ENTRY & ID VERIFICATION:** Horses enter County Fair on **Monday, August 14** from 5-9 PM. Horse IDs will be verified during this time also. You will check in with volunteers/staff your horse and verify the classes you plan to show in during this entry time.
2. **JUDGING:** All judging will take place on **Tuesday, August 15** beginning at 9:00 AM with Horse Training & Achievement followed by Cloverbuds, Halter and Performance, and Games. \*Fun Show will take place on Wednesday morning, August 16 at 9:00 AM in the show arena.
3. **RELEASE TIME:** Horses leave the grounds on **Friday, August 18** at 11 AM.

4. **EXHIBIT LIMITS:** Two horses per exhibitor can be shown at the County Fair, but only one horse entered per event. A third, *training horse only*, may be exhibited with permission from the Extension Office. To help with stalling, members should contact the Extension office if they will be showing two horses. Each exhibitor is limited to showing in only one of the six western horsemanship classes, only one of the six western pleasure classes or ranch pleasure (cannot show in both), only one English Equitation class, and only one English Pleasure class. This includes anyone entering walk-trot classes. A horse may be used only once in any event per show. Age, grade or type divisions are considered class divisions and not separate events. The horse may be used in an additional non-qualifying class in the same event. The exception being if a horse is shared between riders where one is showing in State Qualifying classes and one is showing in non-qualifying classes. The horse may be shown by both youth in the same event. A rider may ride only one horse in a Game class.
5. **HELMET POLICY:** All 4-H'ers participating in ANY 4-H sponsored mounted activity (including training and shows) are required to wear properly fastened ASTM/SEI approved protective headwear. Helmet use is required when mounted. The policy extends to 4-H volunteers when they are working with 4-H youth in a 4-H volunteer role during mounted activities. Cloverbuds, mounted must wear a helmet at all practices and shows.
6. **EXERCISING HORSES:** Horses will be exercised in the arena only. Riding in the open arena is permissible until 10:00 PM on Wednesday evening. Helmets, boots, and long pants must be worn during the exercise time. Trainers and adults are not allowed to exercise, work out, or ride 4-H'ers' horses at 4-H shows.
7. **ELIGIBLE HORSES:** All horses shown must be identified in 4honline. The age of the horse shall be computed on the basis of a calendar year starting on January 1 of the year foaled; it is a weanling during the calendar year in which foaled, and a yearling during the first calendar year following its foaling date, regardless of the time of the year foaled. Only mares and geldings, regardless of age, will be allowed at County Fair. Yearling and older stallions are ineligible as 4-H projects. Mare with foal at side will be allowed to exhibit with prior approval.
8. **RIDING ATTIRE:** Only Western attire and equipment is allowed in Games classes. No chaps are allowed in horsemanship. Walk-trot classes may be done in either Western or English attire. For Ranch Pleasurers chinks are optional.
9. **WALK-TROT:** Walk-Trot classes are open to all ages. Rider can enter in either Beginner Rider Walk-Trot or Advanced Rider Walk-Trot, but not both. Beginner is for youth who have never won in a judged riding horse class. Animals will be shown at a walk and trot with top exhibitor determined by points earned. Once an exhibitor and horse combo wins a walk-trot class, they go into an advanced walk-trot or loping judged class *except that* a Beginner Rider Walk-Trot exhibitor can go to the Advanced Rider Walk-Trot class instead if they are not yet ready for a loping judged class. Rider may stay in advanced walk-trot class until they are comfortable with moving into loping class. No State Horse Show trips or counted points are available for walk-trot classes. If horse-rider combination shows in any walk-trot class, that horse-rider combination is ineligible to show in a loping judged class.
10. **WESTERN PLEASURE** – is an event judged on a horses' ability to be a pleasure to ride. The horse must be broken and quiet, soft and smooth and go with little restraint. Horse must meet the requirement of the class.
11. **RANCH PLEASURE:** Ranch Pleasure was a new addition to the horse show lineup last year in Minnesota 4-H. Members can choose to participate in either Ranch or Western Pleasure, **but not both**. These classes have similarities but are not the same. If they aren't the same, why can't you participate in both you ask? Each class is designed for a specific type of horse and for that type of horse to be successful in achieving what is asked of it in that class. So let's see where you feel you and your horse fit best! General requirements, attire and most equipment requirements are the same as in Western Pleasure. However, note that tail extensions are prohibited in Ranch Riding as well as hoof black, mane bands and braids are discouraged.
12. **HORSE TRAINING:** Training evaluations are only open to 4-Hers who are actively enrolled in and working on the step-by-step 4-H Training Program as outlined in the 4-H Training Guide and Workbook. The horse used in the Training class can be of any age but cannot have had any prior training beyond halter breaking and lunging and cannot have been ground driven or ridden when training began. The 4-H'er must be enrolled in both the Horse project and the Horse Training project, must begin at Step 1 and follow step by step in both the Achievement Program workbook and in the Horse Training Program workbook and must bring both workbooks to County Fair on the testing day. Members must receive a passing score of 70% or above to be eligible for a State Horse Show trip. Depending on the number of 4-H'ers enrolled in this program; one or two State Horse Show trips could be awarded.
13. **WESTERN HERITAGE:** This is an event available to 4-H Horse project members interested in exploring and preserving our Western Heritage. Events include breakaway roping, team roping, calf roping and cutting, team penning, goat tying and horse and cow events. There is no Western Heritage event at the County Fair, but 4-Hers can become eligible for the Regional event by participating in at least one Western Heritage Clinic. An award will be given at County Fair to the 4-Her with the highest score at a Regional Western Heritage event.
14. **HORSELESS HORSE HALTER SHOWMANSHIP:** Members enrolled in the Horseless Horse project have the opportunity to work with one of the Horse Project members during the summer. They will learn about the care and handling of the horse as well as the cost of ownership. This class is for members in the Horseless Horse project who have completed grades 3 – 12+, who do not own or lease their own horse, and who have worked with a horse project member as described above. This is a showmanship class only – absolutely **no riding**.
15. **GAME CLASSES** Wide flat leather bat or your hand is permitted if used behind the cinch. Excessive use of bats or spurs or abuse of mount will be cause for disqualification. A two-handed ride is optional. The rider may change hands. Touching the saddle or holding on to the saddle horn or pommel is permitted. The arena gate must be closed before a contestant crosses the starting line. This is a safety issue not a disqualification. A running start from outside the arena is not permitted. **Faults-** Knocking an obstacle down is a disqualification or a 5 second penalty for each obstacle knocked down. A penalty may be assessed only once per obstacle knocked down (i.e. once per pole, jump, barrel). Rider must still perform the pattern in the prescribed manner. Not going around an obstacle, even if knocked down is a disqualification for not completing the prescribed pattern. Any break in pattern will mean disqualification. Backing, changing of direction or similar is NOT considered breaking of pattern.
16. **POINT SYSTEM:** The Steele County Horse Project uses a six-point system, splitting points between the **Performance** classes and **Games** events (see quota determinations below). Points earned are for horse and rider combination. If the same horse/rider combination is entered in both Performance classes and Games events, they will have two separate point totals. Or, if a 4-H'er brings two different horses, each horse/rider combination will have separate point totals. Points allocated for Performance classes will be assigned by judge's lineup in each grade division. Points allocated for Games classes will be assigned by fastest time in each grade division. No red ribbons are eligible to earn points. The point



system only gives points for the top six blue placings in a class - 6 points are given for 1<sup>st</sup> place blue, 5 points for 2<sup>nd</sup> place blue, etc. If an ineligible rider places, that rider's points stay unassigned (they do not pass to the next rider in the lineup). Trail and walk trot classes do not count toward point totals. Trail has its own State Show quota and will not be included in points earned since trail quota participants must come from State Trip winners.

17. **AWARDING TRIPS:** 4-H'ers may take both a State Fair and a State Horse Show trip if they qualify at County Fair. A maximum of two Horse Training Program participants may advance to the State Horse Show as the Training Program Guidelines dictate. 4-H'ers must meet age/ grade requirements to advance to state level and may only participate there in classes in which they received a blue ribbon at the County Fair. All State Horse Show trips will be awarded by quota and based on percentages of horses in each discipline (Performance or Games). (i.e. If there are 45 horses in Performance and 30 horses in Games then the formula is:  $45/75 = 60\%$  of trips go to Performance and 40% to Games). If there is a tie in determining trip winners, the trip will be awarded according to the State policy: 1. Person with the most 1<sup>st</sup> places. 2. Person with the most 2<sup>nd</sup> places. 3. Person with the most 3<sup>rd</sup> places. 4. Draw out of a hat.

## AWARDS

---

HORSE ACHIEVEMENT AWARD

CHAMPION HORSE TRAINING

OVERALL CHAMPION HORSE SHOWMANSHIP AWARD

TOP WALK-TROT BEGINNER RIDER AWARD to the top beginner walk-trot exhibitor in horsemanship and western pleasure combined

TOP WALK-TROT ADVANCED RIDER AWARD to the top advanced walk-trot exhibitor in horsemanship and western pleasure combined

OVERALL CHAMPION ENGLISH AWARD

OVERALL CHAMPION HORSEMANSHIP AWARD

OVERALL CHAMPION WESTERN PLEASURE AWARD

OVERALL CHAMPION RANCH PLEASURE AWARD

JUNIOR GAMES CHAMPION AWARD

INTERMEDIATE GAMES CHAMPION AWARD

SENIOR GAMES CHAMPION AWARD

**CHAMPION NOVICE RIDER AWARD** A novice is defined as a 4-H horse member who has never participated in or exhibited in a past State 4-H Horse Show. The number of points received during the County Fair Horse Show identifies this person.

JUNIOR CHAMPION HORSE INTERVIEW

SENIOR CHAMPION HORSE INTERVIEW

TOP HORSE HERDSMANSHIP CLUB



## HORSELESS HORSE & HORSE RELATED



### EXHIBIT CHOICES

---

Horseless Horse (4-H'ers without a horse)

Horseless/Horse Related Horse Halter Showmanship  
(see description under Horse) (Grades 3+)

Horse Related (4-H'ers with a horse)

### RULES & REQUIREMENTS

---

*Also see "Rules & Requirements for All Exhibitors" and "Specific Guidelines for General Exhibitors".*

1. **Horseless Horse** is for members who do not own a horse and **Horse Related** is for 4-H'ers who have a horse (owned or leased) and want to enter a project related to their horse. If a horse related exhibitor also exhibits his/her horse at County Fair and wins a State Horse Show Trip in both Horse and Horse Related, he/she must choose to take either the horse related exhibit or show the horse itself at the State Horse Show, but not both.
2. Junior and Senior Champions are determined by overall lineup of Horseless Horse AND Horse Related exhibits.

*Exhibit Suggestions:*

- Exhibits may be a model, poster, scrapbook, essay, and/or article that will show something the 4-H'er has made, done, or learned in the project.

### AWARDS

---

HORSELESS HORSE / HORSE RELATED / HORSE HALTER SHOWMANSHIP CHAMPION



## POULTRY & PIGEON



### EXHIBIT CHOICES

---

*Note: only 1 exhibit is allowed per class.*

#### In Judging Order

POULTRY - CLOVERBUD (1) Refer to Cloverbud Section

SHOW AND HOBBY (Limit of 1 per class)

Show and Hobby – (Bird not fitting another category)

PIGEONS (Limit of 1 per class)

Pigeons - One Breeding Pair (1 male & 1 female)

Same breed. Utility, Fancy or Flying. Must have been bred the previous year or earlier. The birds must be at least one year old, thus a breeding pair. The same birds may not be shown two years in a row, even by someone else.

Pigeons - 1 Young Bird (male or female)

Utility, Fancy or Flying with this year's band

CHICKENS (Limit of 1 per class)

Chickens - Market Pen (2 males or 2 females)

Chickens - Standard Breeding Pen (1 male & 2 females)

Chickens - Bantam Breeding Pen (1 male & 2 females) judged on breed characteristics using the American Standard of Perfection as a guide

Chickens - White Egg Production Pen (2 pullets) must be hybrid

Chickens - Brown Egg Production Pen (2 pullets) must be commercial purebred or hybrid (preferred)

DUCKS (Limit of 1 per class)

Ducks - Market Pen (2 males or 2 females)

Ducks - Standard Breeding Pen (1 male & 2 females)

Ducks - Bantam Breeding Pen (1 male & 2 females) Note: Mallard Ducks can be shown as a PB Breeding Pen of Bantam Ducks. They should not be dewinged and should be kept in a flight pen.

GEESE (Limit of 1 per class)

Geese - Market Pen (2 males or 2 females)

Geese - Breeding Pen (1 male & 2 females)

GUINEAS (Limit of 1 per class)

Guineas-Market Pen (2 males or 2 females) Same breed...Whites, Pearls or Lavender only.

Guineas - Breeding Pen (1 male & 2 females) Same breed...Whites, Pearls or Lavender only.

TURKEYS (Domestic only) (Limit of 1 per class)

Turkeys - Market Pen (2 males or 2 females) Domestic only.

Turkeys - Breeding Pen (1 male & 2 female) Domestic only.

DOVES (Limit of 1 per class)

Doves - 1 Purebred Breeding Pair must have been bred the previous year or earlier. The birds must be at least one year old, thus a breeding pair. Birds must be banded with the previous year's (or earlier) seamless band in correct size for the breed. The same birds may not be shown two years in a row, even if by someone else. All doves will be judged by the Book of Pigeon Standards.

POULTRY POSTER (Grades 3+)

### RULES & REQUIREMENTS

---

*Also see "Rules & Requirements for All Exhibitors" and "Specific Guidelines for Livestock Exhibitors".*

1. **ENTRY & WEIGH IN:** On show day, **Tuesday, August 15**, bring your project birds to the Poultry barn from 7:30 – 9:00 AM for check in. Birds will be entered, weighed in, health certificates verified, and leggs bands attached.

2. **JUDGING:** Project birds will be judged on **Tuesday, August 15** at 12:00 (Noon). Members must be present at judging time and at State Fair Lineup, as part of the ribbon placing is based on the interview with the judge
3. **EXHIBIT LIMITS:** Members may exhibit one pen of birds in each poultry class listed here.
4. **HERDSMANSHIP:** Poultry project exhibitors should provide their own waterers and feeders.
5. **HATCH DATES:** All poultry must be hatched after **January 1, 2023** (except breeding pairs of pigeons/ doves advanced classes). Suggested hatching dates are: All Breeding Chickens, Turkeys, Guineas & Waterfowl – January 1 or after; Egg Production Chickens – March 1 or after; Market Chickens – show best at 8-10 weeks; Market Turkeys or Market Waterfowl - March 1 or after and Show and Hobby Birds - at least 2 months old at show.
6. **HEALTH REQUIREMENTS:** All birds except waterfowl, doves and pigeons must have a health certificate on file at the Extension office prior to County Fair.
7. **IDENTIFICATION:** Chicken, turkeys and game birds must be identified with a numbered leg band. Leg bands will be provided and placed on the birds at the verification check in on Tuesday morning. Pigeons & Doves must be banded by May 16 with a permanent seamless leg band in the correct size for the breed.
8. **PIGEONS/DOVES:** Breeding Pair of Pigeons/Doves must have been hatched the previous year or earlier. Younger birds were hatched this year. The same birds cannot be shown 2 years in a row even by someone else. No health certificate is required but birds that look ill or diseased will not be allowed to show. A vaccination program is recommended. Birds winning a trip to State Fair must be the same birds exhibited at County Fair. One State Fair trip is available in 2023 for pigeons and one State Fair trip is available for 2023 for doves and these trips are not a part of the SF poultry trip quota.
9. **SHOW & HOBBY BIRDS:** Show and Hobby birds are those that do not fit into any of the other classes. They might be pheasants, partridge, quail, wild ducks other than mallards etc. They must be a bird that is not listed in the Poultry Standard of Perfection Book.
10. **MARKET BIRDS:** Market birds going to State Fair must be from the same flock as the County Fair winners.
11. **EVALUATIONS:** Breeding Birds are judged on breed characteristics using the American Standard of Perfection as a Guide. Market Birds - Market type will be emphasized with judging based on health and vigor, uniformity of development, degree of finish, fleshing and feathering and freedom from market defects. Meat market qualities should be emphasized with birds well filled out in breast and leg. Egg Production - Production type will be emphasized, with judging based on health and vigor, uniformity of development, and apparent sexual maturity as an indication of egg producing ability.
12. **STATE FAIR LINEUP AND TRIPS:** The State Fair Line-up will be determined by the judge following the show and will be posted on the State Fair Board in the exhibit building.
13. **SHOWMANSHIP:** We will start with Seniors (9-13 gr), Intermediates (6-8 gr), and then Juniors (3-5 gr). Exhibitors will be asked to demonstrate the proper handling procedures and to share their project knowledge with the judge. The judge will name a Champion and Reserve Champion exhibitor from each of the three classes. As in the past, one State Fair trip will be awarded for Showmanship.
14. **MARKET SALE:** Exhibitors who register for a Market Bird class and earn either a blue or red ribbon on their Market Bird exhibit, will be eligible to participate in the 4-H Market Livestock Sale on **Saturday, August 19**.
15. **POSTER CONTEST:** Any 4-H'er in the Poultry project may enter a 14" w x 22" h poster with original design that either - 1) Promotes the 4-H poultry project or, 2) Is an educational 4-H poster on poultry. A flat design with two colors and a clear, simple message is best. Do not use trademarked characters or themes. The poster should be reproducible, and must be labeled on the back with name, club, grade completed and county. All posters made by 4-H'ers of any age or grade are eligible for State Fair display, whether or not the 4-H'er exhibits at State Fair.

## **AWARDS**

**POULTRY ACHIEVEMENT AWARD** is given to an outstanding 4-H Poultry member who has provided leadership in the Poultry project as well as excelling in the Show Ring.

CHAMPION SHOW / HOBBY BIRD AWARD

CHAMPION PIGEON AWARD

CHAMPION DOVE AWARD

CHAMPION CHICKEN AWARD

CHAMPION MARKET CHICKEN Ribbon

CHAMPION BREEDING CHICKEN Ribbon

CHAMPION WHITE EGG PRODUCTION CHICKEN Ribbon

CHAMPION BROWN EGG PRODUCTION CHICKEN Ribbon

CHAMPION DUCK AWARD

CHAMPION MARKET DUCK Ribbon

CHAMPION BREEDING DUCK Ribbon

CHAMPION GOOSE AWARD

CHAMPION MARKET GOOSE Ribbon

CHAMPION BREEDING GOOSE Ribbon

CHAMPION GUINEA AWARD

CHAMPION MARKET GUINEA Ribbon

CHAMPION BREEDING GUINEA Ribbon

CHAMPION TURKEY AWARD

CHAMPION MARKET TURKEY Ribbon

CHAMPION BREEDING TURKEY Ribbon

JUNIOR CHAMPION POULTRY SHOWMANSHIP

INTERMEDIATE CHAMPION POULTRY SHOWMANSHIP

SENIOR CHAMPION POULTRY SHOWMANSHIP

SENIOR CHAMPION POULTRY INTERVIEW

JUNIOR CHAMPION POULTRY INTERVIEW

TOP POULTRY HERDSMANSHIP CLUB

# RABBIT

## EXHIBIT CHOICES

Register Twice if Taking Two (2) Exhibits in the Same Class Where 2 Are Allowed

Listed In Show Order

**RABBIT - CLOVERBUD** (1) Refer to Cloverbud Section

**FUR & WOOL** (Limit 1 per class)

Rabbit - Fur & Wool (Grades 3+)

**MARKET RABBITS** (Limit 1 per class)

PB Single Fryer

PB Pen of 3 Fryers - Same Breed

**BREEDING RABBITS** (Limit 2 per class)

(Classes: Jr. Buck, Jr. Doe, Int. Buck, Int. Doe, Sr. Buck, Sr. Doe)

Jr. Buck – Small Breed (under 6 months)

Jr. Doe – Small Breed (under 6 months)

Sr. Buck - Small Breed (6 months & older)

Sr. Doe – Small Breed (6 months & older)

Small Breeds are Dutch, Florida White, Holland Lop, Jersey Woolly, Mini Lop, Mini Rex, Netherland Dwarf, Polish, Rex, American Fuzzy Lop, American Sable, Dwarf Hotot, English Angora, French Angora, Satin Angora, Belgian Hare, Britannia Petite, Standard Chinchilla, English Spot, Harlequin, Havana, Himalayan, Lilac, Lionhead, Rhinelander, Silver, Silver Marten, Thrianta and Tan.

Jr. Buck – Large Breed (under 6 months)

Jr. Doe – Large Breed (under 6 months)

Int. Buck – Large Breed (6-8 months)

Int. Doe – Large Breed (6-8 months)

Sr. Buck – Large Breed (over 8 months)

Sr. Doe – Large Breed (over 8 months)

Large Breeds are New Zealand, Satin, American Giant Angora, Bevern, Californian, Champagne Dargent, Checkered Giant, American Chinchilla, Giant Chinchilla, Cinnamon, Creme Dargent, Flemish Giant, French Lop, Hotot, English Lop, Palomino and Silver Fox

**RABBIT POSTER** (Grades 3+)

## RULES & REQUIREMENTS

Also see "Rules & Requirements for All Exhibitors" and "Specific Guidelines for Livestock Exhibitors".

1. **ENTRY / WEIGH-IN / ID VERIFICATION:** Rabbits should be in their cages at County Fair before 2 PM on **Monday, August 14**. Rabbits will be weighed in and IDs verified on Monday from 9 AM to 2 PM. Each rabbit must be permanently tattooed in the left ear. 4-H members and/or family members must be present at the ID check in order to show. Rabbits that are not in their cages by 2 PM Monday will not be able to show.
2. **JUDGING:** Rabbits will be judged on **Monday, August 14** beginning at 5:30 PM. Rabbit show judging will be held in the Show Arena.
3. **EXHIBIT LIMITS:** Breeding Rabbits - Members may exhibit up to two breeding rabbits per class: i.e. two junior bucks large and small breed, two junior does large and small breed, two intermediate bucks, two intermediate does, two senior bucks large and small breed and two senior does large and small breed. Market Rabbits – 4-H'ers may exhibit up to two market pens but only one per class: i.e. one purebred single fryer, one pen of three purebred fryers
4. **FUR AND WOOL:** Each 4-H member may enter one of their ID'd and verified breeding or market rabbits in the Fur & Wool class. This rabbit must also be shown in one of the breeding or market classes.
5. **CLASS DIVISIONS:** All breeds have junior and senior classes. Large breeds have intermediate classes as well. The animal's proper class is determined by age of animal on show day.
6. **JUDGING STANDARDS:** Judging is based on health and vigor, uniformity of development, coat, condition, and degree of fleshing. Standard recognized breed characteristics would be considered in judging breeding classes. Fryers are judged on conformity and condition only. Fryers should weigh 3 ½ - 5 ½ lbs. each.
7. **BREEDING RABBITS:** All breeds recognized by the American Rabbit Breeders Association (ARBA) are eligible and will be judged according to ARBA standards.
8. **MARKET RABBITS:** All market rabbits (fryers) are to be owned and raised by the 4-H'er. They can NOT be more than **70 days of age** on the date of any show (County or State). Does producing the fryers need to be ID'd by May 15. Fryers need to be ID'd and tattooed in 4honline by August 1. **Completed market rabbit ID worksheets should be submitted to the Extension office by August 1 for entry into 4honline.** A portion of the doe's tattoo must be in the fryer's tattoo. There may not be duplicate tattoos in single fryers and market pen rabbits. A single fryer

may also be part of a market pen. Market pens are composed of 3 fryers of the same breed and variety. Ideal fryer weight is 3 ½ - 5 ½ lbs. NOTE: Only purebred fryers and those meeting the State Fair weight guidelines are eligible for State Fair.

9. **POSTER CONTEST:** Any 4-H'er in the Rabbit project may enter a 14" w x 22" h poster with original design that either - 1) Promotes the 4-H rabbit project or, 2) Is an educational 4-H poster on rabbits. A flat design with two colors and a clear, simple message is best. Do not use trademarked characters or themes. The poster should be reproducible, and must be labeled on the back with name, club, grade completed and county. All posters made by 4-H'ers of any age or grade are eligible for State Fair display, whether the 4-H'er exhibits at State Fair.

Rabbit Requirements for State Fair:

- All breeds recognized by the American Rabbit Breeders Association are eligible. Rabbits will be judged according to ARBA standards.
- Each rabbit must be permanently tattooed in the left ear for identification purposes.
- Only purebred fryers are eligible for State Fair, should weigh 3 ½ - 5 ½ lbs. each and can NOT be over **70 days of age** at time of show.

**AWARDS**

CHAMPION FUR & WOOL AWARD	CHAMPION BREEDING RABBIT (Junior Show) AWARD
CHAMPION MARKET RABBIT AWARD	CHAMPION BREEDING RABBIT (Senior Show) AWARD
CHAMPION JUNIOR BUCK Ribbon	JUNIOR CHAMPION RABBIT SHOWMANSHIP AWARD
CHAMPION JUNIOR DOE Ribbon	INTERMEDIATE CHAMPION RABBIT SHOWMANSHIP AWARD
CHAMPION INTERMEDIATE BUCK Ribbon	SENIOR CHAMPION RABBIT SHOWMANSHIP AWARD
CHAMPION INTERMEDIATE DOE Ribbon	JUNIOR CHAMPION RABBIT INTERVIEW AWARD
CHAMPION SENIOR BUCK Ribbon	SENIOR CHAMPION RABBIT INTERVIEW AWARD
CHAMPION SENIOR DOE Ribbon	TOP RABBIT HERDSMANSHIP CLUB AWARD

 **SHEEP** 

**EXHIBIT CHOICES**

*Register Twice if Taking Two (2) Exhibits in the Same Class Where 2 Are Allowed*

Listed in Show Order

Lamb Lead-Senior (Grades 6+)  
Lamb Lead-Juniors (Grades 3-5)  
Sheep Fleece

SHEEP - CLOVERBUD (1) Refer to Cloverbud Section

BREEDING EWE LAMBS (Limit 2 XB & 2 Registered)

Breeding Ewe Lamb - Registered Hampshire  
Breeding Ewe Lamb - Registered-Suffolk  
Breeding Ewe Lamb - Registered Other Breed  
Breeding Ewe Lamb - Crossbred

BREEDING YEARLING

(Limit 2 XB & 2 Registered)

Breeding Yearling Ewe – Registered (Lambled & Non-Lambled)  
Breeding Yearling Ewe - Crossbred Non-Lambled)  
Breeding Yearling Ewe - Crossbred (Lambled)

WETHER DAMS (Limit 2 per class)

Breeding Ewe Lamb - Wether Dam Black Face-Mkt Type (Slick Shorn) (includes Natural)  
Breeding Yearling Ewe – Wether Dam-White & Speckle Face-Mkt Type (Slick shorn)

MARKET SHEEP (Up to 6 Total)

Junior Show (Grades 3-5)

Market Lamb - Wether or Ewe - White Face (Gr. 3-5)  
Market Lamb - Wether or Ewe - Speckle Face (Gr. 3-5)  
Market Lamb – Wether or Ewe –Natural-(Grades 3-5)  
Market Ewe Lamb – Black Face (Grades 3-5)

CLASSES	BIRTHDATES
Fall Ewe Lamb	Born between Sept 1 – Dec 31 of previous year
January Ewe Lamb	Born in January of current Year
February Ewe Lamb	Born in February of current Year
March Ewe Lamb	Born in March of current Year
Yearling Ewe	Over 1 year & under 2 years of age & must not show evidence of 4 permanent incisors
Wether Dam Ewe Lamb	Born on or after January 1 of current year
Wether Dam Yearling Ewe	Over 1 year & under 2 years of age & must not show evidence of 4 permanent incisors
Market Lamb	Born on or after December 1 of previous Year

Market Wether Lamb – Black Face (Grades 3-5)

### Junior Showmanship

### Senior Show (Grades 6+)

Market Lamb - Wether or Ewe - White Face (Gr. 6+)  
 Market Lamb - Wether or Ewe - Speckle Face (Gr. 6+)  
 Market Lamb – Wether or Ewe –Natural(Grades 6+) Crossbred  
 Market Ewe Lamb – Black Face (Grades 6+)  
 Market Wether Lamb – Black Face (Grades 6+)

### Intermediate Showmanship

### Senior Showmanship

### MARKET TRIO (Limit 1)

Market Lambs-Trio of Shown Market Lambs

### **RULES & REQUIREMENTS**

*Also see "Rules & Requirements for All Exhibitors" and "Specific Guidelines for Livestock Exhibitors".*

- ENTRY / WEIGH-IN / ID VERIFICATION:** Sheep may enter between 5 PM **Monday, August 14** and **Tuesday, August 15** by 8:30 AM. Animals will be weighed and have IDs verified on **Tuesday, August 16** (beginning at 8:30 AM). All market lambs must be sheared to no more than 1/4" of wool before they show. Trio animals must also be identified at this time.
- JUDGING:** Project animals will be judged on **Tuesday, August 15** at 6 PM in the Foundation Barn.
- EXHIBIT LIMITS:** Members may show a maximum of two market animals per class with a limit of six total market lambs. **Females may be shown as either breeding or market but NOT both.**
- RELEASE TIME:** All sheep going home must leave the fairgrounds at 5 PM on **Wednesday, August 16**.
- SHOW REQUIREMENT:** Lambs must be dry when shown.
- MARKET LAMBS:** All classes will be shown by weight divisions with approximately 8-12 per class. In the market white face class, animals cannot have any black on head or legs. Additional market lambs can qualify for the white face class if they provide the original registration papers (NO COPIES ALLOWED) from one of the following breed associations: Cheviot, Columbia, Corriedale, Dorset, Lincoln, Montedale, Polypay, Rambouillet, Southdown, Targhee, & Texel. In the market speckle face class, lambs must show evidence of white & black/brown color on the face. Final classification determined at weigh-in. **If you have two animals in the same weight class, you may move your heaviest animal up a class in order to show your own animal.**
- BREEDING EWES:** Breeding ewes will be shown in individual breed classes if numbers permit, and there will be a commercial class. Ewe classes will be further separated by age. Yearling ewes must not show evidence of four permanent incisors.
- TRIO:** Trio lambs must come from 4-H lambs identified by the 4-H member prior to May 17 as his/her wether and market ewe projects. Only one trio per member may be exhibited at the County Fair. Trios must be made up of lambs shown by the same 4Her who showed it individually at County Fair. You cannot bring an extra lamb for your trio. Breeding ewe lambs cannot be shown as one of the market trio of lambs. Trio may not sell in the sale.
- LAMB LEAD:** The Lamb Lead class is open to any 4-H sheep exhibitor. This class gives 4-Hers a chance to combine their skills and knowledge of sheep production and fashion and clothing selection. Exhibitors must groom and train their own animals and must use the same animal for the sheep show and lamb lead. The objective is to present a class of sheep in the most attractive manner, to give spectators an opportunity to view a demonstration with maximum appeal and to acquaint the public with modern sheep production. Breeding ewes must be fitted and wethers and market ewes closely shorn and all trained to show at halter. The entrant will be judged on mode of dress selected, which must be appropriate and attractive. Exhibitor must wear a garment made from at least 60% wool. Garment is defined as a piece of clothing covering a main part of your body (not socks or accessories). Evaluation will be based 40% on interview, 20% on person (first impression, posture, grooming, and poise), 20% on outfit, 10% sheep appearance, and 10% sheep training.
- FLEECE:** Wool fleece must come from sheep representative of the exhibitor's flock, bred and owned by the exhibitor. Fleece must be no less than 3 inches in length but no more than 13 months growth. Fleece entries will be judged after Lamb Lead. Any 4-Her who receives a blue or purple ribbon on their fleece at County Fair may enter a fleece at State Fair even if they do not win a State Fair trip.

### Market Lambs Weight Requirements for State Fair:

- Recommended minimum weight for State Fair is 105 pounds; recommended maximum weight is 170 pounds.

### Lamb Lead Requirements for State Fair:

- Lamb lead exhibitors must groom and train a sheep and must wear a garment made from at least 60% wool. Garment is defined as a piece of clothing covering a main part of your body (not socks or accessories). Exhibitors will be judged based on project knowledge, poise, their outfit, and their lamb.
- Classes may be combined depending on number of entrants
- 4-H'ers who participate in Lamb Lead at the State Fair will receive a \$30 cash award, provided by the Minnesota Livestock Breeders' Association (MLBA). These payments are made in October. 4-H'ers must be grade eligible to participate at the State Fair.

Fleece Requirements for State Fair:

- All 4-H'ers receiving a blue ribbon on their fleece may exhibit at the State Fair; no housing will be provided!

**AWARDS**

CHAMPION LAMB LEAD AWARD	CHAMPION FLEECE AWARD
OVERALL CHAMPION BREEDING EWE AWARD	CHAMPION EWE LAMB Ribbon
CHAMPION YEARLING EWE Ribbon	CHAMPION WETHER DAM AWARD
OVERALL CHAMPION MARKET LAMB AWARD (Jr Show)	CHAMPION WHITE FACE MARKET LAMB (Jr Show) Ribbon
CHAMPION BLACK FACE MARKET WETHER LAMB (Jr Show) Ribbon	CHAMPION SPECKLE FACE MARKET LAMB (Jr Show) Ribbon
CHAMPION NATURAL MARKET LAMB (Jr Show) Ribbon	CHAMPION BLACK FACE MARKET EWE LAMB (Jr Show) Ribbon
OVERALL CHAMPION MARKET LAMB AWARD (Sr Show)	CHAMPION WHITE FACE MARKET LAMB (Sr Show) Ribbon
CHAMPION BLACK FACE MARKET WETHER LAMB (Sr Show) Ribbon	CHAMPION BLACK FACE MARKET EWE LAMB (Sr Show) Ribbon
CHAMPION SPECKLE FACE MARKET LAMB (Sr Show) Ribbon	CHAMPION NATURAL MARKET LAMB (Sr Show) Ribbon
CHAMPION TRIO OF LAMBS Ribbon	JUNIOR CHAMPION SHEEP SHOWMANSHIP AWARD
INTERMEDIATE CHAMPION SHEEP SHOWMANSHIP AWARD	SENIOR CHAMPION SHEEP SHOWMANSHIP AWARD
JUNIOR CHAMPION SHEEP INTERVIEW AWARD	SENIOR CHAMPION SHEEP INTERVIEW AWARD
TOP SHEEP HERDSMANSHIP CLUB	


**SWINE**


**EXHIBIT CHOICES**

*Register Twice if Taking Two (2) Exhibits in the Same Class Where Two (2) Are Allowed*

Listed in Show Order**SWINE****BREEDING GILTS (Limit 2) (All grades)**

Breeding Gilt - Registered Duroc  
 Breeding Gilt - Registered Hampshire  
 Breeding Gilt - Registered Spotted  
 Breeding Gilt - Registered Yorkshire  
 Breeding Gilt - Registered Other Breed  
 Breeding Gilt - Crossbred

**MARKET GILTS (Limit 2)**

Market Gilt - Crossbred (Jr Grades 3-5)  
 Market Gilt - Crossbred (Sr Grades 6+)

<b>CLASSES:</b>	<b>BIRTHDATES:</b>
January Gilt	Born in January of current year
February Gilt	Born in February of current year
March Gilt	Born in March of current year
Market Barrow	Born on or after January 1 of current year. Recommended farrow date of February 1 or after.
Market Gilt	Born on or after January 1 of current year. Recommended farrow date of February 1 or after.

**SWINE - CLOVERBUD (1) Refer to Cloverbud Section****MARKET BARROWS (Limit 4 - 2 PB & 2 Cross/Grade)**

Market Barrow - Registered  
 Market Barrow - Crossbred (Sr Grades 6+)  
 Market Barrow - Crossbred (Jr Grades 3-5)

**PEN OF THREE (Limit 1)**

Market Swine - Pen of 3 Shown Market Swine (1)

**RULES & REQUIREMENTS**

*Also see "Rules & Requirements for All Exhibitors" and "Specific Guidelines for Livestock Exhibitors".*

- ENTRY / WEIGH-IN / ID VERIFICATION:** Swine must enter **Monday, August 14 from 5-9 PM ONLY**. All must be in place by 10 PM Monday. Swine will be weighed in and IDs verified on **Tuesday, August 15** from 7:30 AM to 12 Noon by club per schedules posted in the barns.
- JUDGING:** Judging will be **Wednesday, August 16** at 7:30 AM in the Swine Arena beginning with Cloverbuds, all Gilts (breeding & market) and Pen of Three exhibits, followed by all Barrows (both Junior & Senior exhibitors) followed by all Showmanship.
- EXHIBIT LIMITS:** 4-H'ers may show two breeding gilts, two market gilts and up to four barrows (two must be Purebred and two Crossbreed).
- GILTS:** Females may be shown as either breeding or market but NOT both.
- MARKET SWINE:** *Market gilts* will be divided and shown by weight. *Barrows* will be divided and shown by weight. A *Registered Purebred Barrow* class, open to Junior & Senior exhibitors, will be held prior to the Senior Show only if there are more than five purebred barrows entered. Otherwise purebred barrows will show with crossbred barrows in their appropriate weight class and show. **If you have two animals in the same weight class, you may move your heaviest animal up a class in order to show your own animal.**
- PEN OF THREE:** Swine Pen of Three exhibits must be composed of hogs identified by the 4-H member by May 15 as his/her barrow or market gilt project animals. Pen of Three hogs must also be exhibited as individuals in a barrow or market gilt class at County Fair. Only one pen of three per 4-H'er may be exhibited. The pen of three may not sell in the Market Sale.

#### Market Gilts at the State Fair:

- Market Gilts will again be shown at State Fair.

Note: Champion barrows and gilts will never compete against each other and auction limitations will be in place.)

#### Market Swine Requirements for State Fair:

- Recommended minimum weight for State Fair is 220 pounds; maximum State Fair weight is 300 pounds. Market barrows weighing less than 220 pounds at State Fair will show in the 'Super Lightweight' class and those 301 pounds and over will show in the State Fair 'Super Heavyweight' class. Animals in these classes will show for blue, red, or white ribbons and are not eligible for champions.

### **AWARDS**

CHAMPION PUREBRED BARROW AWARD	JUNIOR CHAMPION SWINE SHOWMANSHIP AWARD
CHAMPION CROSSBRED BARROW – (Jr Show) AWARD	INTERMEDIATE CHAMPION SWINE SHOWMANSHIP AWARD
OVERALL CHAMPION CROSSBRED BARROW – (Sr Show) AWARD	SENIOR CHAMPION SWINE SHOWMANSHIP AWARD
CHAMPION CROSSBRED BARROW LIGHTWEIGHT – (Sr Show) Ribbon	JUNIOR CHAMPION SWINE INTERVIEW AWARD
CHAMPION CROSSBRED BARROW MID-WEIGHT – (Sr Show) Ribbon	SENIOR CHAMPION SWINE INTERVIEW AWARD
CHAMPION CROSSBRED BARROW HEAVYWEIGHT – (Sr Show) Ribbon	TOP SWINE HERDSMANSHIP CLUB
CHAMPION MARKET GILT - (Jr Show) AWARD	
OVERALL CHAMPION MARKET GILT - (Sr Show) AWARD	
CHAMPION MARKET GILT LIGHTWEIGHT - (Sr Show) Ribbon	
CHAMPION MARKET GILT HEAVYWEIGHT - (Sr Show) Ribbon	
CHAMPION BREEDING GILT AWARD	
CHAMPION PEN OF THREE AWARD	



## SCIENCE OF ANIMALS EXHIBITS



### **EXHIBIT CHOICES**

#### Health/Breeding/Production Exhibit

Beef  
Dairy  
Goat – Dairy  
Goat – Meat  
Poultry  
Rabbits  
Sheep  
Swine

#### Zoonotics Exhibit

Beef  
Dairy  
Goat – Dairy  
Goat – Meat  
Poultry  
Rabbits  
Sheep  
Swine

#### OTHER

Beef  
Dairy  
Goat – Dairy  
Goat - Meat  
Poultry  
Rabbits  
Sheep  
Swine

#### Zoonotic Disease

New General Project/Presentation Topic: "Zoonotic Diseases". Zoonotic diseases are diseases that can be



transferred from animals to people. If taken to the State Fair, an additional premium of \$25 for and individual or \$50 for a team will be awarded.

## **RULES & REQUIREMENTS**

Also see "Rules & Requirements for All Exhibitors"

- EXHIBIT TOPICS:**  
Science of Animal exhibit topics should address the health, breeding, or production of a specific species of animal. Another topic of the exhibitor's choice may also be presented.  
Items constructed (such as feeding systems or show equipment).  
These projects may be enhanced with 3-dimensional displays, posters or notebooks.
- JUDGING:** Science of Animal exhibits will be judged on **Monday, August 14** from 10:30 AM - 6 PM in the 4-H exhibit building. Refer to the 4-H schedule at the beginning of the 4-H section of the Exhibitor Guide.
- EXHIBIT LIMITS:** 4-H'ers may show two exhibits, but they must either be in different species areas or different topics (health/breeding/production, Zoonotics or other).
- STATE FAIR:** State Fair trips will be available. Exhibits will be judged during Livestock Weekend and 4-H'ers may exhibit both an animal and a Science of Animals Educational exhibit.

## **AWARDS**

SCIENCE OF ANIMALS CHAMPION

# ✿ HERDSMANSHIP ✿

The 4-H Herdsmanship Contest is designed to help 4-H members learn skills in making a presentable exhibit for the public as well as learning skills in courtesy, cooperation, neatness, and proper and ethical care of all animals.

## **RULES & REQUIREMENTS**

Also see "Rules & Requirements for All Exhibitors" and "Specific Guidelines for Livestock Exhibitors".

- All 4-H clubs exhibiting 4-H livestock will participate.
- "For Sale" signs are **NOT** allowed! No animals may be advertised for sale and no farm, ranch, or sale signs may be displayed or worn in the show ring. The only signs other than 4-H stall cards and champion/reserve champion signs that may be displayed are educationally-based signs with performance or pedigree information and signs with animal's name
- Each club's numerical scores will be recorded daily, and the corresponding ribbon color posted on the Herdsmanship poster. Numerical ranges for each ribbon color are posted below.

RIBBON COLOR	SCORE RANGE
Purple	17 & higher
Blue	16-14
Red	13-11
White	10 & lower

- Animal exhibits will be evaluated throughout the six days of fair beginning Tuesday through noon Sunday. Designated times per species are posted at the Herdsmanship office in the show barn according to the schedule below. A reminder – Herdsmanship will be judged on Sunday - even if your animal has gone to market, you will still need to sweep and have a clean pen (see schedule below).
- ALL SPECIES PEN CLEANOUT MUST BE DONE BY FRIDAY NOON.** You will need to remove all wet bedding and manure from Beef and Dairy. Bedding must be completely removed from rabbits & swine and new bedding added for Poultry. If your stall is not cleaned by Friday 3 PM, you will be FINED \$20 per animal up to a maximum of \$100 per family.

SPECIES	TUESDAY	WEDNESDAY	THURSDAY	FRIDAY	SATURDAY	SUNDAY
Beef	5-6 PM	9-11 AM	9-11 AM 5-6:30 PM	9-11 AM 5-6:30 PM	11-11:30 AM 5-6:30 PM	9:30 – 10:30 AM
Dairy	5-6 PM	9-11 AM 5-6:30 PM	5-6:30 PM	9-11 AM 5-6:30 PM	11-11:30 AM 5-6:30 PM	9:30 – 10:30 AM
Goat	***	***	12-2 PM	9-11 AM 5-6:30 PM	11-11:30 AM 5-6:30 PM	9:30 – 10:30 AM
Horse	8-9 PM	7:00-8:30 PM	9-11 AM 5-6:30 PM	***	***	***
Poultry	6-7 PM	9-11 AM 5-6:30 PM	9-11 AM 5-6:30 PM	9-11 AM 5-6:30 PM	11-11:30 AM 5-6:30 PM	9:30 – 10:30 AM

Rabbit	5-6 PM	9-11 AM 5-6:30 PM	9-11 AM 5-6:30 PM	9-11 AM 5-6:30 PM	11-11:30 AM 5-6:30 PM	9:30 – 10:30 AM
Sheep	12-2 PM	9-11 AM	***	***	***	***
Swine	3-5 PM	5-6:30 PM	9-11 AM 5-6:30 PM	9-11 AM 5-6:30 PM	11-11:30 AM 5-6:30 PM	9:30 – 10:30 AM

## **HERDSMANSHIP JUDGING CRITERIA BY SPECIES**

### **BEEF & DAIRY**

#### **Stalls**

1. Bedding is dry, in place - free from manure with no urine spots, adequate but not excessive 4- 6 inches minimum
2. Animals tied securely
3. Manure hauled out and deposited in proper place
4. Stall cards arranged properly with all awards stickers displayed (no extra notes) replace soiled or torn if necessary

#### **Aisle**

5. Clean, swept down with no puddles
6. Alleys kept clean including side and center
7. Arrangement of decorations and tack equipment
8. Debris and garbage not in aisle.

#### **Tack Stall and Equipment**

9. Clean, neat and organized
10. All tack show box, show supplies, grooming equipment, brooms, forks and shovels should be neatly arranged.
11. Hay and straw neatly piled. Feed and equipment neatly kept
12. No furniture
13. Club card attached to tack stall(s) and fitting area.

#### **Cattle**

14. Clean and well groomed
15. Animals are neatly arranged

#### **Exhibitor**

16. 4-H'er contributing to work
17. Friendly, polite, and courteous. Acts as a good Ambassador of Agriculture
18. Cleans up after one's animal in the wash stall or in passing.

### **HORSE**

#### **Stalls**

1. Bedding is free from manure with no urine spots, and adequate but not excessive - 2-3 inches minimum.
2. Water bucket securely fastened; chest high.
3. Stall card attached and stall number visible.

#### **Aisle**

4. Clean, swept down, no puddles.
5. Debris and garbage not in aisle.
6. Arrangement of decorations.

#### **Tack Stall and Equipment**

7. All tack appointments, grooming equipment, forks and shovels should be neatly arranged.
8. Electrical outlets used only for grooming equipment when in use.
9. Stall card attached to tack stall(s) and stall number visible.

#### **Horse**

10. Clean and well groomed.
11. Tack removed when unattended in stall. A work halter may be attached to the outside of the stall door when the horse is in the stall, in order to move horses quickly in case of an emergency.
12. Animal attended while tied or standing in the aisle.

#### **Exhibitor**

13. 4-H'er contributing to work
14. Friendly, polite, and courteous. Acts as a good Ambassador of Agriculture
15. No riding in the barn.
16. Cleans up after one's animal in the wash stall or in passing.

### **POULTRY**

#### **Pens**

1. Shavings are dry, in place - free from manure with no urine spots, adequate but not excessive

2. Animals adequately fed and watered. Waterers kept clean.
3. There are no carrying crates in project area or tack.
4. Space under cage kept neat and clean
5. Stall cards arranged properly with all awards stickers displayed (no extra notes) replace soiled or torn if necessary

#### Aisle

6. Clean, swept down with no puddles
7. Arrangement of decorations and tack equipment
8. Debris and garbage not in aisle.
9. No furniture

#### Tack Stall and Equipment

10. Clean, neat and organized
11. All tack show box, show supplies, grooming equipment, brooms and shovels should be neatly arranged.
12. Extra bedding and feed are neatly stored
13. Club card attached to tack stall(s)

#### Birds

14. Clean and well groomed.
15. Animals separated if injured due to fighting

#### Exhibitor

16. 4-H'er contributing to work
17. Friendly, polite, and courteous. Acts as a good Ambassador of Agriculture
18. Cleans up after one's birds in the wash stall or in passing.

### RABBIT

#### Pens

1. Shavings are dry, in place - free from manure with no urine spots, adequate but not excessive
2. Cage should be clean, and area kept neat
3. Animals should have adequate feed and water. They need to have water at all times and should have evidence of adequate care
4. Carrying cages, boxes, or crates in project area or tack must be neatly placed under cages out of aisles.
5. Stall cards arranged properly with all awards stickers displayed (no extra notes) replace soiled or torn if necessary

#### Aisle

6. Clean, swept down with no puddles
7. Arrangement of decorations and tack equipment
8. Debris and garbage not in aisle.
9. No furniture

#### Tack Stall and Equipment

10. Clean, neat and organized
11. All tack show box, show supplies, grooming equipment, brooms and shovels should be neatly arranged.
12. Extra bedding and feed are neatly stored
13. Club card attached to tack stall(s)

#### Rabbit

14. Clean and well groomed.
15. Animals separated if injured due to fighting

#### Exhibitor

16. 4-H'er contributing to work
17. Friendly, polite, and courteous. Acts as a good Ambassador of Agriculture
18. Cleans up after one's animals in the wash stall or in passing.

### SHEEP & GOATS

#### Stalls

1. Bedding is dry, in place - free from manure, with no urine spots, adequate but not excessive 2-3 inches minimum
2. Animals' pens fastened securely
3. Manure hauled out and deposited in proper place
4. Stall cards arranged properly with all awards stickers displayed (no extra notes) replace soiled or torn if necessary

#### Aisle

5. Clean, swept down with no puddles
6. Alleys kept clean including side and center
7. Arrangement of decorations and tack equipment
8. Debris and garbage not in aisle.
9. No furniture

#### Tack Stall and Equipment

10. Clean, neat and organized

11. All tack show box, show supplies, grooming equipment, brooms, forks and shovels should be neatly arranged.
12. Hay and straw neatly piled. Feed and equipment neatly kept
13. Club card attached to tack stall(s)

#### Sheep & Goats

14. Clean and well groomed.
15. Animals are neatly arranged

#### Exhibitor

16. 4-H'er contributing to work
17. Friendly, polite, and courteous. Acts as a good Ambassador of Agriculture
18. Cleans up after one's animals in the wash stall or in passing.

### SWINE

#### Stalls

1. Bedding is dry, in place - free from manure with no urine spots, adequate but not excessive 2-3 inches minimum
2. Animals' pens fastened securely
3. Feed pans and water pans only when 4-H'er is present
4. Manure hauled out and deposited in proper place
5. Stall cards arranged properly with all awards stickers displayed (no extra notes) replace soiled or torn if necessary

#### Aisle

6. Clean, swept down with no puddles
7. Arrangement of decorations and tack equipment
8. Debris and garbage not in aisle.
9. No furniture

#### Tack Stall and Equipment

10. Clean, neat and organized
11. All tack show box, show supplies, grooming equipment, brooms, forks and shovels should be neatly arranged.
12. Bedding neatly piled
13. Feed and equipment neatly kept
14. Club card attached to tack stall(s)

#### Swine

15. Clean and well groomed.
16. Animals are neatly arranged

#### Exhibitor

17. 4-H'er contributing to work
18. Friendly, polite, and courteous. Acts as a good Ambassador of Agriculture
19. Cleans up after one's animals in the wash stall or in passing.

### **AWARDS**

- 
- |      |  |
|------|--|
| \$75 | 1 <sup>ST</sup> PLACE HERDSMANSHIP CLUB with fewer exhibited species |
| \$50 | 2 <sup>ND</sup> PLACE HERDSMANSHIP CLUB with fewer exhibited species |
| \$25 | 3 <sup>RD</sup> PLACE HERDSMANSHIP CLUB with fewer exhibited species |
| \$75 | 1 <sup>ST</sup> PLACE HERDSMANSHIP CLUB with more exhibited species  |
| \$50 | 2 <sup>ND</sup> PLACE HERDSMANSHIP CLUB with more exhibited species  |
| \$25 | 3 <sup>RD</sup> PLACE HERDSMANSHIP CLUB with more exhibited species  |

INDIVIDUAL SPECIES HERDSMANSHIP AWARDS - awards are given to the top scoring club in each species

## JUDGING TEAMS

### **RULES & REQUIREMENTS**

Also see "Rules & Requirements for All Exhibitors" and "Specific Guidelines for Livestock Exhibitors".

1. Steele County teams advancing to the Minnesota State Fair receive premiums from the Steele County Free Fair to assist in trip expenses. Judging teams that may be involved are: Dairy, Consumer Education, General Livestock, Horse, Poultry and Rabbit.

AWARDS - 4-H JUDGING TEAM PREMIUMS - sponsored by the *Steele County Free Fair*, each judging team advancing to the Minnesota State Fair competition receives a \$30 premium to go toward trip expenses.



## GENERAL 4-H PROJECTS



\*Non-Livestock Projects\*

### HOW TO MAKE YOUR PROJECT STAND OUT!

1. Use a 3-ring binder with pictures to show the judge progression of your project.
2. Use colored poster board.
3. Use matting behind pictures on posters.
4. Use text that is easy to read.
5. Make sure pictures or objects are secured tightly to posters/boards (consider glue, wire, zip ties or staples).
6. Make your project well balanced.
7. Keep displays, using photographs, simple (don't use stickers or drawings that distract from photographs).

## CLUB ACTIVITIES

### CLUB BANNER - Club Activity

*Clubs may make and submit one banner to make a statement and express their feelings about 4-H as well as provide club identity at the County Fair. The club promotional banner serves as a tool to promote the local 4-H club and the county 4-H program and give 4-H'ers an opportunity for artistic expression through advertisement.*

Two banners will be selected for the State Fair exhibit.

#### Exhibit Suggestions:

- Banners should have a theme and reflect/represent opportunities in the 4-H program. It should carry the message quickly and simply to the viewer.
- Banners can be 2-D or 3-D

#### Requirements:

- Banner must be 3' x 5' and designed to hang vertically.
- It must be completed and equipped with a dowel (minimum size 3' 8") and ready to hang.
- Banner must be of fabric (no paper) and can be one or two-sided. If 2-sided, indicate which side you want to be displayed.
- Club name on 3 x 5 card pinned to back. (Any assembly technique can be used.)

### COMMUNITY PRIDE – Club Activity

*This is a project where a club displays ways in which they make their community better by being active citizens and act on the things they believe in.*

Two exhibits will be selected for the State Fair.

#### Exhibit Suggestions:

- *Organize an environmental cleanup*
- *Make or collect and distribute items where needed*
- *Read to younger kids at the library or school*
- *Service to nursing home or homeless populations*

- *Deliver safety education programs such as a bike rodeo or fire safety training*

#### Requirements:

- The exhibit may include a three-sided display, video, or other visual method which visually highlights the entire project or certain parts in a manner which tells the public what positive effects the project had on the community.
- Two club youth who participated in the project may represent the club in conference judging. Youth will explain the purpose of the project, steps in the planning, how the project meets the community needs and the impact it has.

### CONTAINER GARDEN - Club Activity

*This is a project where a club designs two matching pots planted as container garden.*

This club activity exhibit is not eligible for a State Fair exhibit.

### PLASTIC SCULPTURE CHALLENGE - Club Activity

*This project was created to build awareness and knowledge of both the positive and negative impacts of single use plastics and ways to recycle or repurpose plastic. It is also meant to empower 4-H youth to be actively involved as change agents in reducing use of single-use plastics and increasing recycling/repurposing, for their family, their club, their community, their country and their world.*

Two exhibits will be selected for the State Fair. Note: State Fair Plastic Sculptures will be on display only. No judging will occur at the State Fair.

#### Requirements:

- Exhibits can be created by individual or family groups.
- 4-H'ers of all ages are invited to explore the plastics issue and create an art sculpture with found plastics.
- If a base is needed, it should be made out of thin wood, plywood, fiberboard, or similar material.
- Sculptures can be any size with a maximum size of: 3 ft. wide x 3 ft. long x 6 ft. tall.
- Must be made of clean (washed) plastics
- Must be multidimensional. Sculptures can be free-standing or displayed as needed.
- Suggested materials to attach items together: zip ties, string, rubber bands, art materials, colorful duct tape, or electrical tape. Strong adhesives (such as E6000 and Gorilla Glue) need to be used in a well-ventilated area with adult supervision. For safety, DO NOT use a hot glue gun as melting plastic gives off toxic fumes!
- Depending on the size and weight of your sculpture, you might consider adding wheels that lock in place or handles to your sculpture, so it is easy to move.
- If you are unsure about any of these Guidelines, please consult your 4-H Extension Educator.
- Sculptures should include an Artist Statement (50 words or less) with:
  - Name(s) of Artists
  - Title of your sculpture
  - A statement about what you created and why
  - What materials you used.
  - What you learned and how will it change your use of single-use plastics
  - How others can reduce their use of single-use plastics

## PUBLIC PRESENTATIONS

Public Presentations may be related to any project that the 4-H member is enrolled in or of any area of interest or expertise the 4-H'er has. Presentations may be an individual or a two-person team. NOTE: 4-H'ers who complete a Public Presentation at the State Fair will receive a \$30 cash award. These payments are made in October. 4-H'ers must be grade eligible to participate at the State Fair. Please note that 4-H'ers who win a trip to State Fair will be asked to submit a photo of them doing their demonstration to have on display.

All public presentations will be judged on Monday, August 7<sup>th</sup> from 1:00 to 3:00 pm.

Demonstrations are an oral presentation that includes actually demonstrating the hands-on steps required to accomplish a task or process. This most often includes the use of physical objects and actual doing or showing. At the end of the Demonstration there should be something of a "finished product". Demonstrations may also include the use of supporting visuals like posters, charts or technology-based options like presentation software (i.e. MS PowerPoint, KeyNote, Google Slides). However, the focus of the Demonstration should be on the "doing", not the

supporting visuals. Presentations may be an individual or team. Individual presentations shall not exceed 15 minutes in length and team presentations should not exceed 25 minutes in length.

**Exhibit Suggestions:** Teaching others a project or activity such as taekwondo, making lemonade, slime, macrame, etc.

**Livestock Demonstrations** include Beef, Dairy, Dairy Goat, Llama - Alpaca, Meat Goat, Poultry, Rabbit, Sheep and Swine and must include a live animal in the demonstration. Other demonstrations involving animals can be entered under the demonstration category.

**Exhibit Suggestions:**

- Demonstrate how to care for an animal or prepare it for showing at the fair.
- Teaching others how to tie a halter.
- A talk on preventative or veterinary care for a species.
- Demonstrate how to tattoo an animal.

**Presentations & Speeches** are oral presentations that present an idea, concept, viewpoint or experience in an educational or informative format (not for entertainment or performative purposes). Presentations & Speeches often consist of interaction with supporting visual aids like posters, charts or technology-based options like presentation software (i.e. MS PowerPoint, KeyNote, Google Slides). Supporting visuals may include tangible items, but generally little or no activity takes place with the item. Presentations & Speeches may be an individual or team. Individual presentations shall not exceed 15 minutes in length and team presentations should not exceed 25 minutes in length.

**Exhibit Suggestions:**

A report on leadership lessons learned through a trip to Washington DC  
An educational presentation that explores sustainable energy options  
A persuasive speech exploring Social Media effects on youth mental health.

**Interactive Demonstrations** are oral presentations that are continuous and include hands-on audience interaction/participation. Adequate supplies should be provided by the presenters so that all present can participate in the activity. Interactive Demonstrations may be an individual or team. Interactive Demonstrations are approximately 25-30 minutes in length but for both individual or team. Involving the audience in the process is the primary focus of Interactive Demonstrations and constitutes a major portion of the evaluation results.

**Exhibit Suggestions:**

- An interactive presentation that teaches the public how to do something. For example, teaching the audience an origami project where they follow

along with your demonstration step-by-step and create the project with you.

- An interactive yoga demonstration where you teach the audience various poses.

All General Projects, Individual and Club Exhibits, will be conferenced judged on Monday, August 14, 2023 from 10:30 AM to 6:00 PM in the 4-H General Exhibit Building (Gymnastics Building located on the Fairgrounds) UNLESS NOTED. Note the Judges will take a break from 2:00 – 2:30 PM. If you are exhibiting in the Rabbit Project, please make sure you allow yourself enough time for conference judging as it is on a first come first judged process.

## CLOVERBUDS

*\*\*There are no State Fair trips in this division.*

**Cloverbud General Exhibit** *can exhibit five (5) general projects.*

### Exhibit Suggestions:

We encourage Cloverbuds to review the project area requirements in the general project and animal science project areas to learn more about what would be required of their project when they reach 3rd grade. (e.g. Photography- pictures require a mat and cannot be framed, recipe card with food project)

- General projects could include: 3 cut flowers in a vase, a potted plant, vegetable or fruit art, a nutritious food snack (include a recipe card), a simple item you made for your home like a pillow, placemat, decoration, etc., rock collection, paper bag puppet, 4 interesting objects of nature, tree leaf collection, display of insects, simple craft item, or anything else you can think of. (Think about how your project will be displayed at the fair, review the general project requirements within the specific project area for ideas for displaying or hanging your exhibits, poster or display sizes, etc.)
- Animal Science posters could include how you care for your animal, animal breeds, fun things your animal can do, what your animal eats, etc.

### Requirement:

- Cloverbuds are youth who have completed grades K-2. Cloverbud programs emphasize cooperative rather than competitive experiences—in accordance with our guidelines all Cloverbuds will receive a participation ribbon, rather than the blue, red, white or champion ribbon.

- Cloverbud general exhibits can be made at home, at a 4-H or non 4-H meeting or event.
- Cloverbud animal science areas include live animals or posters in the following Beef, Dairy, Goat, Horse, Poultry, Rabbit, Sheep & Swine. Animal-related project areas must follow the MN 4-H Cloverbud policy that requires a responsible adult or older youth to handle the animal. This includes pet and livestock projects.
- Review the Cloverbud Information Sheet to ensure the project is developmentally appropriate and follows 4-H Cloverbud policies.

**Cloverbud Livestock** *can exhibit one (1) animal per species. See Livestock section for Cloverbud Animal classes*

## AGRONOMY

### AGRICULTURAL TECHNOLOGY

#### Exhibit Suggestions:

- A display or presentation highlighting the technology used in agriculture such as GPS tools, drone use, implement technology, yield mapping, genetic engineering, seed traits, agricultural chemistry, precision agriculture, on-farm research, side by side trials, etc.

### CORN

#### Exhibit Suggestions:

- A two-quart jar or clear container (equaling 8 cups) of shelled corn.
- A display of ears of dent corn, consisting of 6-10 ears of corn of the same variety.
- A bundle of corn stalks, consisting of stalks of the same variety.

- An educational display illustrating corn's plant reproduction, different types of corn, plant growth factors, plant characteristics, plant part identification, growing and using plants, plant growth and food production, examples of a plant disease, etc.
- A display using a 4-H project kit (a corn stalk growing out of a 5-gallon pail).

Requirements:

- Crop must be grown on a farm with which you have a relationship with the producer and have interviewed the producer about the growing process. Crops must have been grown in the current or previous growing season.
- Include an information card listing the variety, soil and agronomy information of the crop if the exhibit is a crop sample.
- Be familiar with crop input costs and the growing process.

## FORAGES

Exhibit Suggestions:

- A dried sample, in a 3-5 inch tied, dried bundle, clear container of ensiled forages or in a sample 4-6-inch slab of a bale of forage. Forages include alfalfa, warm season grasses, cool season grasses, sorghum, native grasses, silage, etc. It is recommended that a sample analysis of your forage accompanies the sample.
- An educational display illustrating one of the following ideas: nutritional analysis of feedstuff, plant reproduction, plant growth factors, plant characteristics, growing and using plants, plant growth and food production, examples of a plant disease affecting forages.
- A display using a 4-H project kit (grass grown in a container showing how forages are grown).

Requirements:

- Crop must be grown on a farm with which you have a relationship with the producer and have interviewed the producer about the growing process. Crops must have been grown in the current or previous growing season.
- Include an information card listing the variety if the exhibit is a crop sample.
- Sample could be in a clear plastic container or large clear plastic bag.
- Be familiar with crop input costs and the growing process.

## PLANT AND SOIL SCIENCE

Exhibit Suggestions:

- Take soil samples and compare soil analysis (soil analysis can be done by obtaining kits at your local Extension Office).
- An exhibit showing different varieties of forages, cover crops, etc. (seed or plant)
- A plant life cycle exhibit highlighting the growth of a plant from seed to a mature plant.
- A display using a root viewer to show the soil & roots structure of plants.

## SMALL GRAINS

Exhibit Suggestions:

- A two-quart jar or clear container (equaling 8 cups) of any small grain variety. This could include wheat, oats, rye, barley, etc.
- A dried sample, in a 3-5 inch tied, dried bundle of the same variety.
- An educational display illustrating one of the following ideas: plant reproduction, plant growth factors, plant characteristics, usage of plants, plant growth and food production, examples of a plant disease, etc. of a small grain.

Requirements:

- Crop must be grown on a farm with which you have a relationship with the producer and have interviewed the producer about the growing process. Crops must have been grown in the current or previous growing season.
- Include a 3 x 5 index card listing the variety if the exhibit is a crop sample.
- Be familiar with crop input costs and the growing process.

## SOYBEANS

Exhibit Suggestions:

- A two-quart jar or clear container (equaling 8 cups) of soybeans.
- A dried sample, in a 3-5 inch tied, dried bundle of the same variety.
- An educational display illustrating plant reproduction, plant growth factors, plant characteristics, usage of plants or seeds, plant growth and food production, examples of a plant disease, etc. of a soybean.
- A display using a 4-H project kit (growing soybeans in a 5-gallon pail).
- 

Requirements:

- Crop must be grown on a farm with which you have a relationship with the producer and have interviewed the producer about the growing process. Crop must have been grown in the current or previous growing season.



- Include an information card listing the variety if the exhibit is a crop sample.
- Be familiar with crop input costs and the growing process.

## SPECIALTY CROPS

### Exhibit Suggestions:

- An adequate sample of a specialty crop such as sugar beets, edible beans, black beans, kidney beans, field produced sweet corn, peas, carrots, potatoes, popcorn, etc. Dried products should be in a two-quart jar or clear container (equaling 8 cups); fresh products on a plate or flat box.
- A dried sample, in a 3-5 inch tied, dried bundle of the same variety.
- An educational display illustrating one of the following ideas: plant reproduction, plant growth factors, plant characteristics, usage of plants, plant growth and food production, examples of a plant disease, etc. of a specialty crop.

### Requirements:

- Crop must be grown on a farm with which you have a relationship with the producer and have interviewed the producer about the growing process. Crops must have been grown in the current or previous growing season.
- Include an information card listing the variety if the exhibit is a crop sample.
- Be familiar with crop input costs and the growing process.

## WEEDS & PESTS

### Exhibit Suggestions:

- A display or presentation highlighting any current pests in agriculture or horticulture. Could include their life cycle, prevention or treatment, their impact on the plant, etc.
- A weed display or book identifying different weeds in agriculture or horticulture. Highlight one weed in depth, a class of weeds (such as grasses or broad leaves) or a collection of different weeds. Could include identification details, life cycle, weed control, the impact on crop production, etc.
- A display, book or poster identifying insects that are harmful to crops or other plants.
- \*Note: Do not include live or dried noxious weed samples in your display (check current listing at <https://www.mda.state.mn.us/plants/pestmanagement/weedcontrol/noxiouslist.aspx>). If you are bringing in a sample of weed seeds, put it in a sealed container.

## ANIMAL SCIENCE

### CATS

#### Exhibit Suggestions:

Educational display explaining cat care, health, nutritional needs, etc.

### DOGS

#### Exhibit Suggestions:

Educational display explaining dog diseases, breeding, training, caring for dogs at humane society, information about therapy dogs, etc.

### EXPLORING ANIMALS

#### Exhibit Suggestions:

- An educational exhibit to show or explain something 4-H'er made, did, learned, or may explore consumer issues, breeds or careers.
- Journal, video, 3 ring binder of animals being explored.
- Explore basic care & handling, basic feeding, basic housing, animal welfare & ethics, etc.
- Poster highlighting information about a specific animal.

#### Requirements:

- This area is for 4-H'ers who wish to learn more about a given species. Animal ownership is not required.
- Exploring Animals include: Beef, Dairy, Dairy Goat, Meat Goat, Llama/Alpaca, Poultry, Rabbit, Sheep or Swine.
- Youth interested in cats, dogs, horses or other domesticated pets (guinea pigs, snakes, rats, etc.) should see appropriate sections of the premium book.

### PETS

*Intended as an introductory project area for youth who have limited experience with livestock/animal science. This area is a pathway to more in-depth study of the animal.*

#### Exhibit Suggestions:

Educational display explaining pet care, health, nutritional needs, etc.

### VETERINARY SCIENCE

*Veterinary Science is a more in-depth project exploration around veterinary science topics. Be prepared to discuss research techniques and source information as part of the project judging.*

#### Exhibit Suggestions:

- An exhibit focused on technology or industry advancements in veterinary science
- An exhibit on diseases of animals focusing on the history, management, prevention, etc.

- An exhibit on use of different medications in veterinary science focusing on dosage, records, implications of use, impact on the industry
- An exhibit focused on surgical and nonsurgical procedures used in veterinary medicine (spaying/neutering pets, embryo transfer, wellness visit, etc.).
- An exhibit focused on careers in veterinary science exploration (such as job shadowing, interviews and opportunities)
- Create a 3-D model of the skeletal system of the animal of your choice

## **CIVIC ENGAGEMENT & LEADERSHIP**

### CITIZENSHIP

#### Exhibit Suggestions:

- Highlight of community projects and/or citizenship activities which you or your club completed under your leadership. Include plans of action as well as the impact of each.
- An educational display illustrating the description of a service project, which may include how you identified the need in your community, developed a project to address the need, carried out the project, and reflected on the results.
- An educational display illustrating how you've researched, reflected, and learned more about yourself, your family, and your friends.
- An educational display illustrating how you've researched, reflected on, and learned more about your community, its history, and how to be a good neighbor.
- An educational display illustrating how you've developed a tour of a local community, government or community agency; learned how government functions; and learned about police, fire protection, health, sanitation, safety, and tourism in your community.
- A display on different parts of the world, highlighting their cities, culture, history and more.
- A display explaining how you organized and led tours in your towns, communities, courthouse or historic places.
- An educational display on how the government works or the functions of various government agencies.
- A display on community organizations, agencies or service departments like fire departments, police departments, sanitation, tourism, etc.

- Complete a service project and create a display of what you did and why you did it.

### GLOBAL CONNECTIONS

*Lessons on Global Citizenship are as close by as your local grocery store, library, highway or high school and can be as far away as places like Oslo, Nairobi or Hong Kong! Global Connections projects allow you to explore countries and share what you've learned about their government, history, people and popular cultures. It also allows you to further explore your own culture and traditions. This includes ways you have made a difference in your community and your world with a Global Connections project.*

#### Exhibit Suggestions:

- Make a poster exploring your own culture. What are the important elements of your culture and how is it different from other cultures?
- Make a display of coins, stamps or postcards from other countries. How are they used? What is the meaning of the images on them?
- Record an oral history interview with someone from another culture living in your community.
- Service learning: Teach English to non-native English-speaking people. What did you learn from doing this?
- Make a collection of foreign recipes and prepare them for others. Consider Hmong or Somali cuisine, or another that of another Minnesota group.
- Prepare an exhibit of items, pictures, maps, charts, slides/tapes, drawings, illustrations, writings or displays that depict the heritage of the member's family or community or 4-H history.
- Prepare a display illustrating what you have learned about a country's or U.S. region's geography, economy, agriculture, people, language, housing, culture, music, crafts, clothing, holidays or other aspects.
- Pick a country to study, then look up which one of the fifty U.S. states has a similar population to that country. Create a presentation documenting the similarities and differences between the identified country and the state based on the following topics:
  - Climate and weather
  - Culture and traditions
  - Food and cuisine
  - Language

### YOUTH LEADERSHIP

*Youth Leadership is a project area that requires the member to discover their skills and then develop those skills and share them with others. This might happen individually or with a group. Members exhibiting in this project should be prepared to discuss and/or have written information about what they learned about their ability to lead a project. Members should share how*

*they've built an understanding of self, developed skills, learned how to work with others, overcome obstacles or adjusted goals, developed understanding of making decisions, and/or managed and or worked in groups.*

#### Exhibit Suggestions:

- Share your youth leadership experience. This could include your 4-H youth leadership journey, or your leadership in an organization within your school or community.
- Share what you gained and shared from a conference or retreat you attended.
- Share a personal development plan you have implemented
- Develop a (career and/or college prep) portfolio
- Develop a presentation that illustrates how you've built understanding of self, developed communication skills, learned how to work with others, developed understanding of making decisions, and/or managing and/or working in groups.
- Lesson plan you've developed
- Meeting outline or agenda developed by youth
- Scrapbook outlining participation in leadership programs. Includes personal reflection on leadership growth and development.
- Share how you have taken the lead on a service project, and what leadership skills you gained through the project.
- Share how you have served as a mentor and/or teacher to younger youth (could be with a project area, a club activity or officer role, etc.)

## CLOTHING AND TEXTILES

*Clothing & Textiles exhibits should be finished, clean and pressed for exhibition. Exhibits can be used before showing but should be cleaned before exhibiting. Garments and sewn non-garments should be appropriate for the skill level and experience of the exhibitor. All Clothing and Textiles will be evaluated and conferenced judged on Wednesday, August 2<sup>nd</sup> beginning at 9:00 AM at the St. John Lutheran Church, 1301 Lincoln Ave S., Owatonna.*

### Constructed Clothing

#### Exhibit Suggestions:

- Include an information tag listing: pattern company name and number or inspirational photo for design, fiber content of fabric and care instructions.
- Constructed garments such as a blouse, shirt, top, skirt, pants, sweatshirt, jumper, dress, outerwear, etc.
- Constructed garment utilizing a fabric or technique new to the exhibitor, such as

synthetic suede, active sportswear, micro-fibers, satin, etc.

- Using tailoring techniques to construct a garment
- Wearable art that can be included as part of the constructed garment.
- Educational poster or display on a clothing or textiles subject of your choice. Examples: career in industry, difference in fabric, how fabric is made, evolution of clothing, cost comparison, clothing selection, care of fabric, etc.
- Garment mended, repaired or recycled, with color photo of original garment and explanation of steps used.

### Upcycled Clothing

#### Exhibit Suggestions:

- Significant alterations to a garment. Examples: oversized t-shirt made into a cinched t-shirt dress, alternating the style of the garment, updating an old prom dress to make it current, etc.
- Wearable art that can be added to purchased garments.

#### Requirements:

- An upcycled garment is one that is constructed from a previously worn garment that has been updated/ altered in a way to produce a new garment.
- Colored photo of original garment and colored photo of new garment

### Purchased Clothing

#### Exhibit Suggestions:

- Additional information that could be included in 8 ½" x 11" binder:
- Cost per wear
- Cost comparison (construction vs. purchased)
- Inventory of wardrobe (not including undergarments)
- Educational facts about fabric in garment(s)
- Additional photos showing ways it can be used in existing wardrobe
- Accessories/shoes worn
- Any other educational information not listed above
- Purchased garments such as a blouse, shirt, top, skirt, pants, sweatshirt, jumper, dress, outerwear, etc.
- Pre-used garments not altered. Examples: thrift store, garage sale, hand-me-down, etc.

#### Requirements:

- The purchased garment or outfit must be accompanied by an 8-1/2" x 11" binder with the following information:

- Colored photo of member wearing the garment. Label photo with name, county, and color of complexion, hair and eyes.
- Cost of garment and explanation of why garment was purchased
- Fabric content and care of garment
- Examples of ways it will be used in existing wardrobe
- Sale receipt and tags, if available

## Sewn Non-Garment

### Exhibit Suggestions:

- Non-clothing sewn, constructed item. Examples: simple home or clothing accessory item such as a pillow, apron, book bag, belt, placemat, gym bag, sewing kit, etc.
- Non-clothing article using a pattern or your own idea.

### Requirements:

- Include an information tag listing: pattern company/kit name or source, fiber content of fabric and care instructions.

## Fashion Revue

Fashion Revue Constructed or Purchased or Upcycled judging is on the overall completed look which includes the outfit, accessories and overall appearance.

- **Constructed Clothing**
- **Purchased Clothing**
- **Upcycled Clothing**

Fashion Revue evaluations will be held during the clothing evaluations on August 2<sup>nd</sup> beginning at 9:00 am at St. John Lutheran Church, Owatonna. Public Fashion Revue will take place on August 2nd beginning at 6:00 pm.

### Fashion Revue Constructed or Purchased or Upcycled Requirements:

- Participants may model any clothing they have constructed, purchased or upcycled as a part of their 4-H clothing project.
- Garments are required to be modeled during conference judging and fashion show.

Note: Both at County Fair and State Fair, clothing exhibitors can use the same garment to participate in both fashion revue and the corresponding clothing & textiles project in the same year. Example: Constructed fashion revue exhibit can be judged in the constructed clothing area (or vice versa).

## EXPRESSIVE ARTS

### CRAFTS

### Exhibit Suggestions:

- For a beginner, choose a project that teaches new techniques. For advanced, choose a project requiring masterful craftsmanship.
- Work directly from a kit, diamond painting, social media influence/inspired, LEGO kits, model replicas, no sew/tie blankets, ceramic casts, paint by number, etc.

### Requirements:

- Each exhibit will be evaluated on its individual merit as a craft/kit.
- Emphasis is on the creative process and the implementation of design elements and principles. The craft/kit exhibit develops from someone else's ideas and can be easily replicated, modified and repeated by others.
- All projects need to be presented in a finished manner.

## FINE ARTS

### Exhibit Suggestions:

- For a beginner, choose a project that teaches new techniques. For advanced, choose a project requiring mastery.
- Original work (no kits) in drawing, painting, sculpture, paint pouring, textiles, pottery, jewelry making, fiber art, quilling, etc.

### Requirements:

- Each exhibit will be evaluated on its individual merit as an original fine art.
- Emphasis is on the creative process and the implementation of design elements and principles. The fine art exhibit should show proof that it is developed from the 4-H'ers own ideas and imagination.
- All art objects must be appropriately finished. For state fair eligible: exhibits must be ready for hanging, displaying, etc. (i.e. wire or hooks on paintings, bases for 3-dimensional work, etc.)

## CREATIVE WRITING

*Exhibits could include written short stories, poems, essays, play scripts, speeches, memoirs, social media posts, articles, blog posts, graphic novels, etc. The creative writing piece needs to be submitted to the office on or before Monday, August 7<sup>th</sup> to be evaluated on August 14<sup>th</sup>, allowing the judge to have ample time to read through it before your one on one conference on Monday, August 14<sup>th</sup>.*

### Exhibit Suggestions:

- Series of original poems.
- An original short story.
- A children's story or a story written specifically for young children, typically includes illustrations

- Series of social media posts or an article educating the public on a topic you are passionate about.
- An original graphic novel including characters' dialogue, plot line and illustrations.
- A display on the different types of poems or your favorite author
- A display on "What is Creative Writing?"

Requirement:

- Creative Writing exhibits should be an original written piece; if the work of others is quoted or included, be sure to include proper citation.
- Display your work in a way that can be viewed by fairgoers (printed in a binder, written on a canvas, hung on a display, etc.)

## NEEDLE ARTS

Exhibit suggestions:

- Any item made by the member using the techniques of knitting, crocheting, embroidery and crewel, counted cross stitch, needlepoint, hardanger, weaving, appliqué, latch hook, tatting, hand embellishments, felting, hand embroidery.
- Consumer Product Analysis: Comparison and evaluation of materials, supplies, or accessories used for a needle arts technique.
- Poster or display showing how needlework product is or could be priced, advertised and marketed.
- Poster or display comparing different techniques of a particular needle art (ex. different felting techniques, different stitches).
- Poster or display showing how to care for your project supplies (ex. storing, organizing, cleaning).
- Historical/Cultural Study: Story, poster, or display about a needle arts heirloom from your family or local history museum. Exhibit must include information about how item should be preserved.

Requirements:

- This project area is for projects created using a hand needle, hook, shuttle or loom.
- Each exhibit must include a consumer information tag, if appropriate, with the following information: pattern name and source, fiber content, and care instructions.
- Exhibitor should be prepared to discuss techniques, fiber content, care instructions, and cost. Exhibitor is encouraged to bring instructions, pattern, or other educational sources used.
- Projects must be finished and ready to display. If an item is framed, a wall hanging,

or to be displayed on a wall, it should be finished and ready to hang.

- Project kits are acceptable in this project area. The project must meet all other requirements.

## QUILTING - HAND STITCHED or MACHINE STITCHED

*Quilting is the term given to the process of joining a minimum of three layers of fabric together either through stitching manually by hand using a needle and thread, or mechanically with a sewing machine or specialized longarm quilting system. (Wikipedia)*

Exhibit Suggestions:

- A quilted item, any finishing technique acceptable. Examples: potholder, table runner, doll quilt, bed-sized quilt
- Repair, repurposing, or re-design of a previously finished quilt. Example: an heirloom quilt with significant repairs or turned into another quilted item.
- A display on a quilting topic of your choice. Examples: the history of quilting/quilting patterns, a comparison of different fabrics or threads, different types of quilting notions and tools, piecing techniques.

Requirement:

- Attach an index card which includes pattern name and source, fiber content of fabric & batting, and care instructions.
- Finishing techniques may be machine quilted, hand quilted or hand tied. If not quilted or tied by the 4-H'er, exhibitor must state who tied or hand/machine quilted the final project.
- Techniques used, size, and difficulty of the project should be based on the exhibitor's sewing/quilting experience level.

## FAMILY & CONSUMER SCIENCE

### CHILD & FAMILY DEVELOPMENT

Share what you've learned about being self-reliant and responsible, how to handle emergencies and develop home-alone skills. Child & Family Development includes home safety, age-appropriate toys, nutritious snacks for children and how to create a poem, story or game.

Exhibit Suggestions:

- Toy, game, puzzle, puppets, art/craft materials, etc., made from new or recycled/throw-away material.
- Babysitting kit/travel kit/rainy day kit.

- Original book, story, poem, song, play, cookbook, audio or video tape and narrative, activity book, safety manual for children.
- Scrapbook, photographs, items, reports, video, etc., on family heritage with description of what was learned about self and family.
- A creatively developed program and/or item used for or with a person with differing abilities (i.e. learning difficulties, physically impaired, etc.)
- Display exploring different types of families (nuclear, blended, single parent, childless, foster, etc.).
- An educational display explaining foster care/foster families in Minnesota
- Display exploring resources for children alone at home (i.e. activities, games, kits).
- An educational display about youth mental health. Explore strategies to help youth cope with stress, anxiety, etc. with busy bags, sensory bottles/activities, conversation tips, etc.
- Display sharing your experience job shadowing an early childhood education provider, child care provider or another youth worker.
- An educational display with resources available to lower income families (i.e. WIC, Food Shelf, etc.).

#### Requirements:

- Exhibitors should be prepared to discuss, in conference judging, the age and other characteristics of the child for whom the exhibit is intended and how the exhibit contributes to the child's growth, development, and well-being.
- If the exhibit is designed to be interactive with children, the item should be used with children before exhibiting and a photograph of this activity should accompany the exhibit. Signs of use will not detract from the placing of the exhibit.

## CONSUMER EDUCATION & MONEY MANAGEMENT

*Share what you've learned about being a good consumer as you explore smart shopping, income and expenses, saving money, credit, and needs vs. wants.*

#### Exhibit Suggestions:

- A budget workbook, income/expenses graphs, impact of supply chains on consumers, savings plans, etc.
- Junior exhibitors: a basic comparison of similar products with different pricing.
- Intermediate exhibitors: include additional aspects of products other than just price
- Senior exhibitors: compare numerous components (nutritional value, cost per ounce, fabric content, longevity, etc.).

## HOME ENVIRONMENT

#### Exhibit Suggestions:

- Finished or refinished item, or reupholstered furniture with before and after photos.
- Repaired, restored, remodeled or upcycled item for the home.
- An article remade or reclaimed for the home with a link to the past, including history of use.
- Description, diagrams/photos, samples and cost of a redecorating or remodeling plan showing before and after.
- Item creation for the home - for appeal or for practical use.
- Home organization and functionality (i.e. make a spice rack).
- Environmentally friendly home improvements; assess energy efficiency.

#### Requirements:

- Members exhibiting in this project should be prepared to discuss how their exhibit applies to the home, how and where it is used or displayed, and all details of how it was made or selected.
  - They should know about the subject matter of the specific exhibit, the materials used, how and why it was done, costs involved, and alternatives considered
- A photograph and details showing its place in the home environment must accompany exhibits that are items for the home.
- Pictures and wall hangings that are exhibited should be finished.
- Purchased kits are allowed to be used.

## FOODS AND NUTRITION

### FOODS

#### Exhibit Suggestions:

- Food items such as:
  - Bars & Cookies (no commercial mixes)
  - Breads (no commercial mixes)
  - Cakes (no commercial mixes)
  - Pastries (no commercial mixes)
  - Gluten Free Baked Goods
  - Homemade Meal
  - Other Homemade Food
  - Fun with Convenience Foods
  - Recipe Adaptation to Improve Nutrition
  - Smoothies or homemade apple cider
  - Cake/Cupcake & Cookie Decorating
- Food science experiment
- Exhibit showing food and/or kitchen safety.
- Investigate food allergen of your choice

- Display about careers in the food industry

**Requirements:**

- Exhibit may be food items and/or displays.
- Exhibitors should be prepared to discuss with the judge: recipes, references, information sources, methods, etc., as appropriate to that exhibit.
- Cookies should have five on a plate.
- Large dishes brought need a sample to leave on display for the duration of the county fair.

Note: If food safety is a concern, judges reserve the right not to taste and/or judge foods items.

## NUTRITION

**Exhibit Suggestions:**

- One serving of nutritious food (vegetable or fruit dish, snack, bread, dairy, etc.). Include 8½ x 11 poster showing nutritional value, recipe, and a photo of the food.
- Study of nutrients needed for yourself or someone else, using the dietary guidelines and MyPlate.
- Make a food or fitness plan for yourself or someone else and show how it relates to nutritional and energy needs. (Example: an athlete on a volleyball team, a teen who doesn't have a lot of time).
- Adapt a recipe(s) to show healthier ingredient choices.
- Study of how physical fitness and/or food choices are related to disease (such as: cancer, heart disease, osteoporosis, diabetes, etc.).
- Study of labels from similar food items, comparing important nutrient content like fat, fiber, and sugar.
- Explore nutrition-related careers

## FOOD PRESERVATION

**Exhibit suggestions:**

- Suggested exhibits include one (1) jar or one (1) bag of product:
  - Vegetables or fruits
  - Jams, jellies, preserves, low-sugar spreads (no frozen)
  - Pickled products (fermented or added acid, including pickles, sauerkraut, relishes, salsa).
  - Meats, poultry and/or fish. (Fish must be in pint jars.) Must be processed in a pressure canner. Note: Preserved fish count toward the limit that can be in your possession.
  - Dried vegetables or dried fruits.
  - Dried herbs.

- Beef or venison jerky.

- Learn about cottage food producer requirements in Minnesota
- Display about different methods of freezing foods
- Explore commercially available freezer bags to see which produces the best quality
- Display about preserving foods that you've hunted and/or caught
- Research different methods for harvesting and preserving butchered meat
- Make a poster about making freezer jams/jellies
- Research illnesses you can get from improper food preservation
- Teach others about safe canning methods
- Display about canning equipment and its purpose
- Learn about preserving foods in a pressure canner
- Compare current food preservation techniques with those used in the past

**Requirements:**

- Consult the authorities (University of Minnesota Extension/other state Extension publications, USDA, National Center for Home Food Preservation) and follow the recommendations for the year (or closest to) for all recipes, procedures, and processing times. Recipes from pectin packages, etc. are acceptable.
- All food preservation exhibits must be labeled or have a note card that includes county, name, grade, product, style of pack, processing method (boiling water bath or pressure canner), date, processing time, date processed and source of recipe. Pressure canned items indicate dial or weighted gauge and how many pounds of pressure are used.
- Jars must be heat-tempered clear glass canning jars, not commercial glass jars (i.e. glass mayonnaise jars).
- All jars must be sealed. Jellies and jams must be covered with lids.
- Use pint jars for fruit, vegetables, and fish; one-half pint jars for jams and jellies; 2- 1-pint jars or one-quart jar for pickled products.
- No artificial food coloring should be added to entries.
- Dried foods may be stored in glass jars, self-sealing plastic bags or airtight plastic bags. The quantity of dried foods should be fruits and vegetables 1/2 cup or more of each, herbs - 1/4 cup of each in whole leaf form, 3 strips of meat (i.e. venison or beef jerky).
- Foods must be preserved within the past year.

## FOOD REVUE

### Exhibit suggestions:

- Exhibitors may bring to the county showcase experience: one item of food from the menu; a place setting which includes dishes, silverware, linens and centerpiece for the course in which food is served.

### Requirement:

- The display must be no larger than 30" square.
- Food Revue will be judged on food and nutritional knowledge, menu design/theme, table setting design, and cost information.
- Must include binder, which includes: Cover page, menu, cost, nutritional information, picture of place setting, picture of food, and one or more pictures of you in action preparing your meal.
- May also include a small poster of the menu, photo of exhibit, etc
- Note: the judge may or may not taste the food.

## CAKE DECORATING

- Traditional Cakes or Cupcakes ( ex. Round or square cakes)
- Creative Cakes or Cupcakes (ex. Shaped as a character, car or animal)
- Cookie Decorating

### Requirements:

- Cake must be out of the pan and frosted.
- Cake should be on a platter to show to the judge.
- Frosting needs to be homemade.
- Cake needs to be baked at home.
- Frosting and cake/cupcakes should be homemade. Sheet cakes should be no larger than 1/2 sheet.
- Cupcakes should include 5 jumbo, 9 regular, or 18 mini size in one entry.
- All parts should be edible.

### Exhibit Suggestions:

- For a beginner, choose a cake project that teaches new techniques.
- For advanced, choose a cake project requiring masterful cake decorating.
- Bring photo, menu, & recipe to fair for display

Cake decorating is NOW State Fair eligible

## HEALTHY LIVING

### BICYCLE

### Exhibit Suggestions:

- Exhibit showing built, restored, reconditioned or rebuilt bikes.
- Display showing types of bikes, parts of a bike, maintenance, traffic rules, bicycling hazards, city/county/regional bike or active transportation plans, how to wear a helmet, equipment used to teach others about bike repair or first aid, etc.
- Documentation (such as a slideshow, notebook, picture book, poster or film) of a bike rodeo or other bike event you helped with, or research on some other aspect of bicycling that was presented to a class, committee or service club.

## HEALTH & WELLNESS

### Exhibit Suggestions:

- Research and report on a health issue of your choice.
- Report on a community service project that you conducted or volunteered with that relates to a health issue or addresses a community need.
  - Include objectives, audience, timetable, program description, materials, community support and evaluation.
  - Examples might include food distribution centers, homeless shelters, vaccine clinics, blood drives, community run/walk events such as a 5K,
  - Share the results of a service project you conducted in your community to address a health-related need.
  - Make a personal connection with an organization or group working to address health disparities or health inequities in your community (for example, availability and access to safe and affordable housing).
- Conduct a community health assessment for your county, tribe, city or school. What are they doing well to support people's wellbeing? What challenges have arisen? What solutions are they offering to support the community? What will you do now that you have this information?
- Research resources that are available to you in your community. Does this provide information useful to you or your peer group? What did you learn and do with the information?
- Organize a peer support group, conference, a seminar, a workshop, or a chemical-free party. What is your goal in creating this group?
- Promote health through campaigns, activities, and events centered on specific health issues.



- Create a health day/week at school or arrange a health topic at your 4-H club meeting.
- In collaboration with others (school, peers, etc.) develop an "anti-bullying" campaign to address Social Media Health.
- Create a Day in the Life Timeline to identify how you spend your day -
  - Where can you set goals to include more healthy practices such as mindfulness, fitness, movement, more fruits or vegetables, etc.?
  - Share some ways you incorporate self-care and/or mindfulness practices into your daily routines.
  - How do you manage schedules/Stress Management?
  - What steps do you take to ensure you are nourishing your body throughout the day?
- Create a video or musical production addressing a cause that's connected to health and wellness.
- Design a model of the human skeleton and label the bones or learn about other organs and systems of the human body
- How does fitness, motion, or athletics fit into a healthy lifestyle for you
- Careers in the health science industry

## SAFETY

### Exhibit Suggestions:

- A First Aid or Childcare Kit with explanations for the items you included.
- A Public Service Announcement and/or social media toolkit to promote a safety topic of your choice.
- List tips for being safe when home alone, such as emergency numbers to call, safety while preparing snacks, keeping doors locked, etc.
- Attend and report on a safety program such as farm/livestock/animal, fire, food, firearms, ATV, watercraft, wilderness/outdoor, traffic, bike, personal, online, sun/skincare or others.
- Interview a safety professional and showcase their advice.

### Requirement:

- Abide by local, state and federal laws regarding your safety topic
- Please contact 4-H staff if your project is an oversized exhibit

## HORTICULTURE

### FLOWER GARDENING

### Exhibit Suggestions:

- When exhibiting cut flowers, we suggest:
  - three stems of one variety of annual flowers, or
  - one stem of a hardy perennial, or
  - one stem of summer flowering bulbs, or
  - one blossom of a tea rose, or
  - one stem of a hardy shrub rose.
- Flower bouquet or arrangement on any theme.
- Display of dried flowers with a card explaining the drying method.
- My Flower Garden - Exhibit on poster board, not to exceed 22 x 28". Include a plan of the garden drawn to scale, the correct variety name and pictures (or photographs) of the flowers grown. Be prepared to discuss the process from soil preparation to blooming.
- Educational Exhibit showing the principles of propagation or reproduction, nutrition, culture and physiology (how a plant lives and grows).

### Requirements:

- Label each container according to kind or variety.
- Outdoor living flowers and plants are to be exhibited in this area (including Outdoor Fairy Gardens)
- Live plant material will be accepted if it can be maintained in a fresh condition with ease.

## SUNFLOWER CHALLENGE

*Share what you've learned about growing a mammoth sunflower from the Plant-Science Workshop project challenge. This category is not eligible for a state fair trip.*

### Exhibit Suggestions:

- Tallest Sunflower – Sunflowers will be measured from the root crown to the tallest point. If the stalk is cut, it will be measured from the cut end. Sunflowers must be laid horizontally to be measured.
- Largest Seed Head – Sunflower head will be measured at its widest point of the seed head excluding the petals.
- Most Petals – All petals, whether fully mature or unopened, will be counted.
- Most Mature Seed – Count the number of seeds on the perimeter, then count the number of seeds in each of the 5 rows, find the average, and then multiply the average by the number of seeds in the perimeter.

## INDOOR GARDENING

### Exhibit Suggestions:

- Two or more varieties of house plants with common and botanical names.

- Terrarium or dish garden: consider terrarium material of general terrarium plant of native and woodland plants of Minnesota.
- Educational exhibit showing plant propagation, plant history, forcing bulbs, life cycle of a flowering plant, etc.

Requirements:

- Indoor living flowers and plants are to be exhibited in this area (including Indoor Fairy Gardens)
- Potted Plants:
  - Flowering plants should be in bloom.
  - Foliage plants should be in vigorous condition.
  - Plants should be grown in the exhibited container for at least one month prior to fair.
- Plants in Hanging Containers:
  - Container for the plant should not be more than 10" in depth or diameter.
  - Maximum total length of hanger and plant should not exceed 4'
  - Evaluation will include appropriateness of plant for a hanging container, condition, arrangement, hanger to container to plant relationship, and plants being well established.
- Terrariums:
  - The terrarium may not exceed 24" in any dimension.
  - Terrarium should be planted four to six weeks ahead of exhibiting.
  - Members must be able to identify all plant materials in their terrariums and know why they were selected for use (quality, container and design).

## LANDSCAPE DESIGN

Exhibit Suggestions:

- A 3D model of a landscaping design (24x36 inches)
- A binder detailing the exhibit with photos, design, budget, key explaining certain pieces in the design, etc.
- A colored design of the layout with colors. Adding explanation of why certain colored plants and what they add to the design.
- Using a computer and designing landscaping, garden area or new treelined development.
- A display about turf management of golf courses vs baseball fields and why certain types of grasses are used.
- Types of turf grasses for home use.
- Creating a landscape project for a nursing home, hospital or other places with people in care. Using plants or bird feeders for patient comfort.

- Discussion options of either annual or perennial plants used.

- Pollinator gardens

Requirements:

- Include a design (paper or 3D model)
- Itemization of supplies, plants, trees, grasses, rocks, bricks, pavers, gates/fences, structures, and other materials used in the design
- A budget
- If multi-year, describe the yearly benchmarks.
- Identify software or computer programs used.
- Mentions elements of landscape design such as: Balance, Focalization, Simplicity, Rhythm and Line, Proportion, and Unity.

## VEGETABLE, FRUIT AND HERB GARDENING

### FRUIT

Exhibit Suggestions:

- Fruit should be brought in an appropriate size clear container for displaying fruit.
- Display showing a comparison of several varieties of the same fruit (labeled); display using a branch to illustrate proper pruning of fruit trees and explaining the process; illustrate the many uses of fruits (fresh, jams, juices, cooking, baking, salads and recipes); illustrate the use of fruits as natural dyes.
- Educational display illustrating diseases (actual specimens) or insects (actual specimens) and methods of control.

Requirements:

- If displaying a fruit sample, exhibitor should bring 4-6 items of one variety of fruit and include an information card listing the varieties of fruit.
- The exhibit must be produced at home or by a close relative. CANNOT BE STORE PURCHASED.

### HERB GARDENING

Exhibit Suggestions:

- Educational display showing some aspect of raising or using herbs.
- An herb container garden planted in a tub, pot, or planter.
- A dried sample of herbs you have raised, harvested, and dried (in an airtight container)
- A display using a 4-H project kit (growing a variety of herbs in a container).

### POTATOES

Exhibit Suggestions:

- Display a box (fruit crate size) or clear Rubbermaid container of potatoes that contains all the potatoes in that hill (all the potatoes one plant produced)
- Display a box (fruit crate size) or clear Rubbermaid container of 6-10 potatoes
- Educational display illustrating diseases and control, methods of mulching and reasons, causes and effects of sun scald.  
Requirements:
- If displaying a potato box (fruit crate size) or clear Rubbermaid container, you need 6-10 potatoes of the same variety or 2-3 varieties (this year's crop) similar in size with the variety identified on an information card.
- Be familiar with crop input costs and the growing process.
- The exhibit must be produced at home or by a close relative. CANNOT BE STORE PURCHASED.

## VEGETABLE GARDENING BOX

*Clarification - Vegetable Variety is either Large, Medium or Small*

### Exhibit Suggestions:

- A box (fruit crate size) or clear Rubbermaid container used to display vegetables.

### Requirements:

- Label vegetables with proper variety names on an information card.
- When exhibiting a collection of vegetables, the collection should include six different kinds of vegetables (For example: 1 large variety + 3 medium varieties + 2 small varieties)
- 6 different vegetable specimens for this exhibit choosing any combination of the following:
  - One large vegetable specimen (cabbage, squash, melon, pumpkin, cauliflower, etc.)
  - Three different medium sized vegetable specimens and 3 of each specimen (tomatoes, onions, peppers, cucumbers, kohlrabi, carrots, beets, turnips, etc.)
  - Two small vegetable specimens and 6-12 of each specimen (green beans, peas, lima beans, etc.)
- Potatoes may not be included (enter under the Potato project).
- The exhibit must be produced at home or by a close relative. CANNOT BE STORE PURCHASED.

## VEGETABLE PLATE

*Clarification - Vegetable Variety is either Large, Medium or Small*

### Exhibit Suggestions:

- On a disposable plate, display an example of ONE vegetable variety.
- Examples of individual variety on a plate include:
  - Large sized vegetable specimen: 1 sample (cabbage, squash, melon, pumpkin, cauliflower, etc.)
  - Medium sized vegetable specimen: 3 of each specimen (tomatoes, potatoes, onions, peppers, cucumbers, kohlrabi, carrots, beets, turnips, asparagus, etc.)
  - Small sized vegetable specimen: 6- 12 of each specimen (green beans, peas, cherry tomatoes, jalapenos, lima beans, etc.)

### Requirements:

- Label vegetables with proper variety names on an information card.
- Only have one vegetable variety (Large, Medium or Small) on the plate. (For example: Variety is Medium sized - three onions).
- The exhibit must be produced at home or by a close relative. CANNOT BE STORE PURCHASED.

## LARGEST VEGETABLE

### Exhibit Options:

- Squash
- Cabbage
- Pumpkin
- Melons
- Tallest Stalk of Field Corn

### Requirements:

- Include an information card with name, plant variety and date planted.
- Stalks of Field Corn should have roots on the stalk.
- The exhibit must be produced at home or by a close relative. CANNOT BE STORE PURCHASED.

## INDUSTRIAL TECHNOLOGY & MECHANICAL SCIENCE

### MECHANICAL SCIENCE

*Includes (but not limited to) automotive, implement, heavy equipment, recreation vehicle, small engine, tractor, electric, type of projects. Includes past projects of Electric, Small Engines and Tractor.*

### Exhibit Suggestions:

- An exhibit focusing on any mechanical science area such as (but not limited to) automotive, implement, heavy equipment, machine, recreation vehicle, small engine, tractor, electric:

- An educational display of some aspect of a machine or a piece of equipment use, operation, modification, repair, care, reconditioning, etc.
- An educational display on the history, purpose, technology or design of a machine or a piece of equipment.
- Engine that has been reconditioned or repaired.
- A device constructed by a member utilizing a power source.
- Restoration of an engine, vehicle, tractor, machine or implement (body work and/or mechanical)
- Modification of an engine, vehicle, tractor, machine or implement
- If bringing an engine, vehicle, tractor, machine or implement as a project, consider including a binder or display outlining your project process from research to project completion.
- Diagram of wiring in your home/farm showing switch locations, fuse boxes, wire size, capacities, fuse sizes, total bulk wattage, appliance wattage, number of circuits, and type of wiring installation.

#### Requirements:

- Motorized projects must adhere to safe building and operating design.
- Check space and transportation requirements for large exhibits with your local Extension Educator. Large exhibits may be displayed outdoors
- Fuel must be removed from exhibits for display (fuel can be added for judging purposes, but then removed after judging for safety purposes).
- A colored wiring diagram or schematic must accompany all electric and electronic exhibits. Safety must be reviewed when working with electricity.

## METAL WORK

#### Exhibit Suggestions:

- Metal work is the creation of metal structures by cutting, bending and assembling processes. It is a value-added process involving the creation of machines, parts, and structures from various raw materials. Could also include a display on properties, uses, or processing of metals
- It is encouraged that youth provide a binder or supporting documentation about the work on the project - pictures of the process, statement of materials purchased, or tools utilized etc.

## WOODWORKING

#### Exhibit Suggestions:

- Woodworking is the skill of making items from wood (or wood substitute/alternative product) and could include cabinet making (cabinetry and furniture), wood carving, joinery, carpentry, woodturning or other wood manipulation techniques. Could also include a display on properties, uses, or processing of wood or wood alternatives.
- It is encouraged that youth provide a binder or supporting documentation about the work on the project - pictures of the process, statement of materials purchased, or tools utilized etc.

#### Requirements:

- Please contact 4-H staff if your project is an oversized exhibit.

## NATURAL RESOURCES

*Includes Entomology, Exploring the Environment, Forest Resources, Geology & Water/Wetlands projects*

### ENTOMOLOGY

#### Exhibit Suggestions:

- Projects can include but is not limited to life history displays (e.g. insect life cycle, honey production process, etc.), scientific investigation (e.g. insect habitats or effects of environment factors on insects), insects in current events (e.g. pollinators, butterfly tagging, invasive species, protected or declining species), insects in our ecosystem (food source, roles in food production, behaviors, health or disease, etc.)
- Live projects (e.g. bee or ant colony)
- Utilize the scientific method to learn about insects. Remember to introduce the subject, describing the process (materials and method), predicting an outcome, stating the results, and discussing any conclusions. Get involved and share what you learned through citizen science projects.
- Collections- cases can be purchased through a variety of vendors or homemade.
  - Specialty insect collection can include but is not limited to a collection of a single order (e.g. Coleoptera or Lepidoptera), a collection of immature insects, a collection of insects from a particular habitat (e.g. aquatic, forest, or prairie) or a collection of economic pests of a specific crop (e.g. insects attacking corn).
  - General collection- starter collection should have 10-20 insects, goal is to get to 50 species of adult insects representing at least 8 orders. Each year add or replace insects. A full 50

species case would be approximately 19" x 16.5" x 3" to 24" x 18" x 3".

**Requirement:**

- Emphasis of the project must relate to an aspect of entomology. Project must demonstrate specific knowledge of insects. Be prepared to discuss references and sources (e.g. books, magazines, internet, interviews with an expert etc.)
- Displays or booklets on entomology topics should include references and sources. Pictures, drawings, charts, tables, or other figures may be used to support understanding.
- Live projects (e.g. bee or ant colony) will be accepted if the project can be self-sustaining for up to 14 days without special care. A written report or journal should accompany the project. Pictures, drawings, charts, tables, or other figures may be used.
- Collection shall be contained in one see through enclosed case. Arrange so that the case may be displayed in a horizontal position. Place the project label on the lower right corner of the top.
  - Specimens must be collected by the exhibitor. Purchased insects are not acceptable.
  - Specimens must be properly pinned with insect pins. Small insects may need to be placed on cardboard points.
  - Specimens must be properly labeled. The location, date, and collector must be included on the labels. County and state (and country, when applicable) are minimum location information that should be included. It is valuable to include the nearest town or township where the specimen was collected, the type of habitat it was collected from (e.g. on elm tree; on lake shore; indoors.), and the common name of the insect.
  - All labels should be visible so they can be read. Use a permanent ink marker, pencil or print labels from a computer.

## EXPLORING THE ENVIRONMENT

*Share what you've learned about the relationships and interactions of plants, animals, humans, and their ecosystems through the specific challenges they face and/or solutions they offer.*

**Exhibit Suggestions:**

- Display or video about environmental challenges, such as climate change, pollution, erosion, etc., describing the causes and their sources, its effect on people and other living things, and potential solutions. Could include news clippings and

other media about an environmental issue that you care about.

- Phenology journal used to keep track of environmental changes throughout a season.
- Display showcasing your participation in an event such as a BioBlitz or naturalist program, or other citizen science project to collect data and/or raise awareness.
- Complete a community map or assessment, to observe environmental needs and community assets.
- Vlog detailing hiking, camping, paddling, backyard, and other explorations/adventures
- A display or journal of Minnesota plants, insects, animals, birds or fish. Include pictures or drawings and information on habits, foods, and shelter needs.
- Collection of wildflowers growing near where you live or a place you visit.
- Experiment related to local environmental engineering and/or technology applications: such as urban design, pocket prairies, roadside management, eco-friendly buildings, etc.
- Pros and cons regarding a specific piece of environmental policy and/or management.
- Choose one living thing in the forest, field or stream and make a display to describe its ecosystem and/or the flow of energy throughout the ecosystem.
- Investigate an invasive, threatened, or extinct species in your area. Where do invasive species come from and is it considered invasive in its native area? What threatens them and what can be done about it? Why do species go extinct and as that happened in the area where you live?

**Requirement:**

- Follow local or state policies for collecting, removing and/or transporting plants and other organisms

## FOREST RESOURCES

**Exhibit Suggestions:**

- Identify the parts of a tree and what they do with a poster or collection of leaves, seeds, needles, etc.
- Display showing tree growth; annual ring cross-sections; make a seed collection.
- Prepare a report with drawings about your favorite tree--include name of tree, drawings or pictures of tree, facts and uses of the tree, and other appropriate information.
- Display showing layers of the forest; renewable versus non-renewable resources;

forestry careers; leaf and twig identification; taxonomic keys; nutrient road maps.

- Display on forest ecosystem health such as succession; tree and forest measurements; fire's effect on the forest; how trees grow; forest types; harvesting methods; pathology of the forest, invasive species, human impacts on the forest.
- Photographic display or report on forest products or industries, including maple syrup production; wood products; Christmas trees or others (recreation, wildlife, etc.).
- Display on woodland management such as policies created by the U.S. Forest Service or specialized design including shelterbelts/windbreaks and urban forestry.
- A video or display about the human health benefits from trees, and what role trees play in global ecology.
- Organize or take part in a mass tree planting and calculate the amount of carbon that will be offset
- Explore the history of forestry through the lens of indigenous practices or the effects of treaties. How have these relationships impacted people and landscapes?

Requirement:

- Please follow local or state policies for collecting, removing and/or transporting plants and other organisms
- Specimens should be mounted on cardboard or other sturdy material.

## GEOLOGY

Exhibit Suggestions:

- Display of rocks, minerals, gemstones, a rock plate; can be displayed in an egg carton for younger youth, or in a display case as youth progresses in the project; include in the display, labels of specimen name and location collected.
- Rocks, minerals, or fossils from within Minnesota or on a definite theme such as metamorphism, weathering, quartz minerals, ores, or a theme of your own choosing.
- Polished rock specimen; include an unpolished specimen of each rock type for comparison.
- Educational exhibit showing the "science how's and why's" dealing with the principles of geology and natural earth sciences.
- Exhibit explaining the three main rock types (Igneous, Metamorphic, Sedimentary) include examples of each.
- Model of a geologic earth structure or feature such as volcano, mountain range, plate tectonics, earthquake, cave, glacier.
- Timeline of geological time scale.

Requirement:

- Attach specimens securely to a backboard and display in a glass-topped case of the same model as used by the entomologists (approximately 19" x 16.5" x 3"). Specimens should be approximately 2" x 2". Label each specimen using the label described on page seven of the Geology Manual. Size of the label may be reduced to fit the display case, if needed. Attach specimens so they will not fall if the case is set on its edge. Member must have knowledge of how specimens are identified as to rock or fossil type.

## WATER RESOURCES

Exhibit Suggestions:

- Demonstrate water's unique chemical/physical properties, such as how heat and salt affect water density or how a wetland ecosystem changes throughout the seasons
- Project showing how water is necessary for life, such as a display on water/wetland ecosystem services like filtration or nutrient cycles from plants
- Share how water connects earth systems like a poster displaying your local water cycle or watershed
- Research your local water body's thermoclines or nutrient cycles
- Display on how water is used by people, such as:
  - A record tracking your family's water footprint at home, or
  - A model showing stormwater runoff, or
  - A map showcasing water accessibility or insecurity in a specific region of the world
- Exhibit detailing water/wetland resource management measures like erosion control practices, and terraces, or a map of local, regional, state, or global water bodies and water quality.

Requirement:

- Follow local or state policies for collecting, removing and/or transporting plants and other organisms.

## OUTDOOR ADVENTURES

### FISHING SPORTS

Exhibit Suggestions:

- Fish identification. Describe the habitat and food needs of selected Minnesota fish; develop a panel display explaining the life history of a fish; create a model or exhibit identifying the parts of a fish.

- Fishing Knots. Identify how and where each knot is used; fishing equipment which is made or repaired such as lures, fishing rods and reels, ice fishing rig, or other fishing equipment.
- Safety practices and techniques that are related to fishing (& ice fishing) or boating.
- Examples of how water quality affects the fish ecosystem.
- Create a display or diagram of Aquatic habitats, invasive species
- Tactics to fish for various species of fish, techniques and equipment used
- Cultural aspects of fishing
- Regional differences across the US/world. (Types of fish, environments, ways to fish, considerations)
- Research commercial fishing for food industry
- Explore career opportunities
- Local Department of Natural Resources fishing regulations

Requirements:

- If any lures or pieces are part of a display, ensure that pieces are secured and hooks are not going to be a safety concern (enclosed).
- Do not include live fish as part of the exhibit.

## SHOOTING SPORTS

Exhibit Suggestions:

- Safety techniques applied to shooting activities (e.g., range commands and range safety, eye and ear protection, cleaning a firearm, dressing for safety-first aid, survival skills, etc.).
- Shooting Skills (e.g., basic safety rules, basic parts and functions of each piece of equipment, care and maintenance, accessories, position, etc.).
- Design and create shooting sports equipment (e.g., pellet stand, kneeling role, target stand, quiver, etc.)
- History and nomenclature of firearms.
- Sportsmanship: Ethical behavior and responsibility.

Requirements:

- No explosive materials are allowed. Arrow tips or broadheads should be removed for display but may be included as part of the judging experience if secured for safety.
- Exhibits including firearms & bows must be sporting varieties only. Exhibitors must include a color photo of the item to be left on display - bows and firearms will not be left on display. The photograph should be

taken prior to the county fair and attached to the display.

- MN and 4-H regulations for handling and storing firearms must be followed.

## WILDLIFE BIOLOGY & MANAGEMENT

*Discover Minnesota's diverse wildlife habitat in prairies, forests, wetlands or your own backyard. Learn about wildlife populations, diversity, what impacts their habitats, and how to become a steward of the land. Activities may include tracking wildlife, building nesting boxes and exploring careers such as wildlife biologist or naturalist.*

Exhibit Suggestions:

- Create a guide of wild animals of Minnesota--describe habitat, diet, and shelter needs.
- A wildlife management plan--show practices related to land use and forest management for wildlife such as controlled burns, logging, planting, etc.
- Explore basic concepts of Wildlife Management (waterfowl wingboards, birdhouse trails, carrying capacity, game animal habitat requirements, history of game management, etc.).
- Explain some factors that threaten or endanger animal species such as urbanization, climate change, or habitat loss. Or explore a species that went extinct and why it happened.
- Build a bird or bat house, nesting structure, hibernaculum, animal shelter or feeder and explain the history of artificial shelter structures how it can benefit a species.
- Show a photo you took, a sketch you drew or a poem or story you wrote about your favorite wildlife encounter
- Display a collection of identified wildlife scat (droppings), skulls or skins. How do they differ? Why?
- Show how wildlife can be classified into herbivores, carnivores or omnivores using skull diagrams
- Write a wildlife landscape habitat plan
- Report on animal adaptations, such as animal camouflage. How do adaptations of plants and animals match the environment they live in?
- Make a display that details a food chain/web of a particular habitat.
- Explain the life cycle of your favorite wild animal in a video, poster or display.
- Shadow or volunteer at a nature center or park and share your experience using a journal, video, or display. Learn about rules and policies in place to protect or manage certain species of wildlife.

Requirements:

- All wild game used in exhibits must be tagged appropriately according to state laws.

## ✿ PERFORMING ARTS

*Performing Arts evaluations will take place on Wednesday, August 2<sup>nd</sup> at St. John Lutheran Church starting at 5:00 pm. Public Performance will begin at 6:00 pm.*

Requirements:

- Exhibit can be either a performance or an exhibit that shows a member's involvement or interest in the performing arts.
- Entries in Performing Arts are distinct from Share-the-Fun in the intention behind the entry. Performing Arts entries will be judged based on the criteria identified below and on an individual basis, even in group performances.
- An exhibitor may submit entries in both performance and non-performance-based classes (e.g. a member may perform a puppet show that they wrote as a performance-based exhibit and submit the script as a non-performance-based exhibit)

### PERFORMANCE BASED

Exhibit Suggestions:

- Perform a short story, show scene, music selection, dance, monologue, poetry, etc.

Requirements:

- A performance in music, dance, drama, etc.
- A performance cannot last longer than 5 minutes.
- Performances may be given as a solo, duet, or a small group.
- To be eligible for State Fair, the member must be able to discuss the process of selecting, planning, performing and reflecting on their project work.
- The technique and artistry of the performance will be considered.

### NON-PERFORMANCE BASED

Exhibit Suggestions:

- An educational display on some aspect of music, drama, dance, or performing.
- A journal or scrapbook (with written statements) of current performing arts experiences.
- A written piece such as poetry, sheet music, or other physical artifact intended for performance created by member.

Requirements:

- An exhibit such as a poster or display that shows a member's involvement or interest in the performing arts.
- To be eligible for State Fair, the member must be able to discuss the process of selecting, planning, creating and reflecting on their project work.
- The workmanship, general appearance and technique used to develop the exhibit will be considered.

## ✿ PHOTOGRAPHY & VIDEO

### *Requirements for BOTH Elements of Photography and Photo Manipulation:*

- All photos exhibited must have been taken/produced/enhanced by the exhibitor during the current year
- The exhibitor's name, club, county and exhibit class should be clearly printed on the back of the exhibit.
- Unaltered 4"x6" photos must be attached to the back of any exhibit
- For safety, picture frames or glass are not allowed
- Exhibits with multiple photos should use 4"x6" prints
- Enlarged photos should be 5"x7" or 8"x10"
- Photos should be mounted on a mat board or poster board using neutral colors (white, tan, gray or black). Do not use construction paper or colored paper or wrapping paper.
- Use a 14" x 22" board for 5 or more photos in an exhibit. Cut smaller boards for enlargements
- Exhibits should reflect the appropriate size for the item designed, e.g. the photos used for an ornament, a calendar, a poster, or brochure would require different sized photographs.

Equipment:

- Use any device capable of capturing a photographic image to be printed: digital or film camera, cell phone, tablet or drone. A computer, phone or tablet is required for photo manipulation.
- Please note: Supervision of the drone operator is important until they understand not only how to use a drone but also understand the etiquette and rules for using the drone. For information see: <https://www.faa.gov/uas> (unmanned aircraft systems)
- Photo/Video Release Form - It is important to use this form when including any person in your photograph that is NOT in 4-H. This verifies that the subject has agreed to have



their photograph taken. Keep this signed form in a file.

- This [presentation](http://z.umn.edu/intro-to-photo-manipulation) (z.umn.edu/intro-to-photo-manipulation) explains what the difference is between elements and manipulation, software options and information on how to talk to a judge.
- [State Fair photos, examples of Photo Manipulation](http://z.umn.edu/4Hmanipulatedphotography) (z.umn.edu/4Hmanipulatedphotography)
- This [presentation](http://z.umn.edu/prepareyourphotos) (z.umn.edu/prepareyourphotos) explains "How to Prepare Your 4-H Photos for the Fair" or there is a [video](http://z.umn.edu/youtubevideo) (z.umn.edu/youtubevideo) for more advice and examples.

## Elements of Photography

This exhibit will focus on what makes a good photograph (composition, light, shutter speed, color, depth of field, leading lines, etc.). Only select whole image edits or modifications are allowed in post-production. Post-production is any adjustment made after the photo is taken using editing software. Allowed whole image edits must be applied to the entire image and not specific areas of the photo. Allowed whole image edits include:

- cropping
- exposure correction
- color saturation
- contrast
- sharpening
- conversion to black & white

**On-camera filters:** a physical filter that attaches to the camera lens (neutral density, polarizer, various colors, etc.) are allowed.

### Exhibit Ideas:

#### *Photo Story:*

- Show a town's history or a family history. This could include photos of historic buildings, old photos copied from the historical society or library, family or individual portraits, etc.
- Develop a documentary of another of yours or a friend's 4-H project or of your 4-H club's community service project
- Document environmental issues such as the plight of pollinators, pollution, soil erosion, or the steps taken to improve the environment
- Present a day in the life of – farm or city youth, a local professional person such as a school nurse or a firefighter, law enforcement office, or other interesting personality
- Exhibit a series of photos on how to make or do something

Theme or subject:

- Display a series of 3 to 7 photos of a common subject such as people, buildings, landscapes, animals, seasons, action, nature, weather, close-ups, etc.

Showcase a Photographic Elements:

- Display a series of 5 to 7 photos that illustrate some photographic element such as composition, lighting, shutter speeds, depth of field, color, contrast, cropping, etc.

Panorama:

- Show a single image created in camera or a triptych (set of 3 photos intended to be used together) of several images created by moving the camera. A triptych may consist of separate images that are variants on a theme or may be one larger image split into three.

## PHOTO MANIPULATION

This exhibit will focus on using photography to show creatively edited photos and how photography is used in everyday life. Software editing is required for this category and may include:

- layering
- all digital filters (except black and white)
- creative coloring
- removing or adding objects
- text additions
- etc.

Entries in this category must involve editing with software such as Photoshop, Lightroom, iPhoto, Picasa, Gimp, Picmonkey, Pixi, Microsoft Publisher, etc. Please view the "[Introduction to Photo Manipulation](http://z.umn.edu/photomanipulationslides)"

([z.umn.edu/photomanipulationslides](http://z.umn.edu/photomanipulationslides)) slideshow for specific examples and explanations.

Suggested softwares (all can be used on Android, iPhone, and iPad): Snapseed (easy to use and does a nice job), Adobe Photoshop Express (good option for those wanting to grow into Photoshop), Pixir (2nd to 6th grades only), PicsArt Photo Studio (powerful photo and video editing app).

Stock photos are not allowed. A stock photo is a photo taken by another person (not yourself) who has licensed their photo for specific uses by others. All images used in photo manipulation exhibits must have been taken by the exhibitor. Examples of images not allowed include: an image of space (taken by NASA) as the background of your photo or if you want a shark inserted into your composite image, you must take a photo of a shark.

### Exhibit Suggestions:

Composite Photo: Multiple images combined into one image

- Panoramas (overlapping areas of several photos and stitching them together in post-production)
- the same person in multiple places within the photo
- replacing the sky

**Single Source Image Manipulation**

- acne removal, eye enhancement, teeth whitening, etc.
- selective color manipulations (i.e. converting everything to black and white except items that are the same color red)
- apply digital filters (other than black and white)
- removing distractions in the background, etc.

**Photo Series:**

- Make a series of 5 to 7 digitally edited photos that illustrate a common theme such as environmental issues, plight of pollinators, how to do something, etc.

**Enlarged Photo:**

- Show a 5"x7" or 8"x10" print that has been digitally enhanced and illustrates software skills. An unaltered 4 x6" print must be attached to the back of the exhibit.

**Publications:**

- Show calendars, brochures, posters that are created using computer software

**Photo Novelties:**

- Display mugs, puzzles, blankets, or other media on which photos have been printed

**Slide Show:**

- Make a compilation of photos with titles, voice-over or background music. For judging, exhibitors can show their exhibit on a 14" x 22" poster board, computer or tablet.

**VIDEO / FILMMAKING****Video/Filmmaking – Production Team (2-3 members per team)****Requirements:**

- It is encouraged that when developing a 4-H video/filmmaking exhibit, members will develop skills beyond the classroom.
- It is recommended that the video/filmmaking exhibit be 3-5 minutes and no longer than 10 minutes.
- All video/filmmaking exhibits must be made by the exhibitor OR by a production team of which the exhibitor must be a member
- The exhibitor's name, grade, and club must be clearly printed on all exhibit pieces.
- All video/film footage exhibited must have been made/created DURING THE CURRENT 4-H YEAR. When appropriate, (i.e. historical sequences) older video clips can be used.
- The member should provide the video file even if sending it electronically.
- Video/film must be presented on DVD, USB, flash drive or data CD.
- Videos can also be delivered via YouTube, Vimeo, Frame.io or similar online based presentation sites.

- Video/film needs to be in presentation form, including a title and credits
- The video/film must be original material. Any video/film exhibit, which appears to contain copyrighted material, including music, will not be publicly displayed unless the exhibitor has written permission from the producer to use the material in the video/film. Portions and music from other sources must be documented and have a copyright release.
- A computer must be brought for viewing the video/film during the conference judging, other arrangements need to be made in advance with the 4-H staff
- Video/film must be playable on Windows, use file format including .WMV, .FLV and .MPEG, .AVI, .MOV, .AVCHD, .MPEG-1, .MEG-4, as well as a playable DVD.
- 4-H videos must adhere to G or PG (parental guidance) standards. The 4-H Code of Conduct requires respectful behavior, so you may not depict: violence, obscene language (or naughty words) including swearing, rude interactions or insults, or use or visibility of guns or fighting, etc. Remember not only teens and pre-teens view the videos but young children and their parents. Keep this in mind when creating your video.

*Note:* This is not a slideshow (see Manipulated Photography for slideshow)

Video Release form - it is important to use this form when including any person in your video that is NOT in 4-H. This verifies that the subject has agreed to be in your video. Keep this signed form in a file.

*Equipment:* Any electronic device capable of capturing a video image video camera, digital camera, DSLR, time lapse camera or trail camera, cellphone, tablet, GoPro or drone with attached camera (operator must meet age requirements to use a drone).

*Note:* Supervision of the drone operator is important until they understand not only how to use a drone but also understand the etiquette and rules for using the drone. For information see: <https://www.faa.gov/uas> (unmanned aircraft systems)

**Exhibit Suggestions:**

- Showcase various video/film techniques
- A selected subject. Include a short storyboard or outline
- A poster that illustrates how a video/film camera works, or how to care for video/film equipment, illustration of computer video/film creation, etc.

- A video/film made by blending computer technology and traditional camera created video/film.
- A video/film using data from trail camera or time lapse camera (stop action video) or drone with attached camera (see note related to drone use).
- A video/film using Claymation, dolls, Lego for stop action
- Document environmental issues such as the plight of pollinators, pollution, soil erosion, or the steps taken to improve the environment
- A short documentary on a family member or interesting member of your community
- A trailer for a movie or event (can be fictional)
- A story that you tell using your friends and family
- A commercial, real or fictional

## SELF-DETERMINED

*The Self-Determined project area is intended for those projects that might not fit within other categories and for those learning experiences that members select, plan, and manage on their own. It is distinct from learning experiences determined or guided by others (e.g. school work, club-determined projects). This is not a "catch-all" category but rather is focused on intentional self-directed learning. Members should be able to describe what they did, how they reflected on it, and how they applied what they learned.*

### Exhibit Suggestions:

- A portfolio describing the selection, planning, and management of a service-learning project and what the member learned during the experience.
- A trifold display made as part of a school assignment with the addition of an accompanying journal describing the process of developing the display and capturing reflection on learning during completion of the assignment
- A photo collage capturing the experiences and stages of development of an event planned and facilitated by the member either individually or as part of a team
- A video or digital blog capturing the "behind the scenes" work, reflection, and application of concepts done by an individual member while working as part of a team on a project or assignment A Lego creation (not a kit) intended to include some deeper thinking and learning that is not encapsulated in any other project, requiring the exhibitor to create their own learning path.

### Requirement:

- A self-determined project will be judged primarily on the self-guided learning experience. While the artistry and craftsmanship of the exhibit itself will be

considered, emphasis will be placed on the selection and identification of the self-guided learning experience and the ability of the member to convey the experience and what was learned from it. If the member wishes to be judged on the exhibit's craftsmanship or artistry, the exhibit should be entered within the appropriate project area (e.g. a project in seed art should be submitted within Crafts and Fine Arts project area if looking to be judged on the quality of the final product and the process and learning associated with its assembly).

- Exhibits consisting of projects or assignments done for school or other organized learning environments must indicate how the member went above and beyond the requirements of the assignment/project and individualized the learning to meet their own goals and desired outcomes.
- Exhibits may be submitted by individuals or teams. A team may consist of not more than three (3) individuals. Team members will be judged collectively.
- To be eligible for State Fair, the member(s) must be able to discuss the process of selection, planning and management of a self-determined learning experience.

## STEM

### AEROSPACE

*4-H members learn about the latest in aerospace technology including airplanes, rockets, helicopters, balloons, etc. Aerospace includes any objects that fly within the Earth's atmosphere and outer space.*

### Exhibit Suggestions:

- Build a model (rocket, airplane, satellite) and identify the parts.
- Explain the science about how airplanes fly.
- Explain how the model rocket flies.
- Identify parts of a hot air balloon and how they work.
- Discover and identify the basic parts of a helicopter and how they work.
- Make and demonstrate a hang glider.
- Compare and contrast different types of kites (flat, box, parafoil, etc.).
- Discuss pros and cons of different types of flight (airplane vs helicopter vs jet, etc.)

### Requirements:

- Models or any other project object(s) can be used during the judging process.
- Flyable models should be ready for flight (do not include fuel); recovery systems should be in place and operative.

- Members should be familiar with safety codes in the 4-H curriculum or that accompany the kit.

## ENGINEERING DESIGN

**Project Description:** Engineering design projects address a problem by developing a solution that successfully solves the problem. Important in engineering design projects is identification of the problem being solved and testing and improving the solution. *See more on the [Engineering Design project page](https://extension.umn.edu/4-h-stem-projects/4-h-engineering-design-project) ([extension.umn.edu/4-h-stem-projects/4-h-engineering-design-project](https://extension.umn.edu/4-h-stem-projects/4-h-engineering-design-project))*

### Exhibit Suggestions:

- Using everyday items to build a simple machine to complete a simple task
- Using everyday items to create a product to solve a real-life situation
- Using LEGOS to create and test different types of bridge designs
- Engineering a bridge – using everyday items create a bridge to sustain 5 pounds of weight
- Engineering a roller coaster – Use KNEX or other materials to engineer and create a roller coaster
- Engineering a catapult/trebuchet – use everyday items to create a machine to launch a marshmallow a minimum of 3 feet
- Engineer a wind turbine to solve a problem (example: using the wind energy to lift a bucket)

### Requirement:

- Include description of the problem/challenge being solved
- Include description of how a design process was used to solve problem
- Description(s) can be verbal or written

## ENGINEERING DESIGN CHALLENGE LEVEL 1 & 2

*Engineering Design Challenge Team Member:*

*Level 1 - grades 3 -8 (suggested)*

*Level 2 grades 7 - 12 (suggested)*

*Each member (regardless of age) needs to register in one of these levels.*

*An Engineering Design Challenge machine is based on a Rube Goldberg-type machine, an overly complex contraption designed to accomplish a simple task. The best machines use a variety of everyday items to create a series of chain-reaction steps to accomplish a simple task. In the project, youth employ engineering, physics, humor, and storytelling to create their machine.*

*This program requires a team of at least 3 and no more than 10 youth members.*

### Exhibit Suggestions:

- Engineering Design Challenge machine itself
- Display, binder, poster, video illustrating the process of the doing the activity/project

### Requirements:

- Please refer to the [Engineering Design Challenge Level 1 and 2 Handbooks](https://z.umn.edu/4hedc) ([z.umn.edu/4hedc](https://z.umn.edu/4hedc)) for complete details.
- Teams of at least 3 youth
- Machine must complete a minimum of 10 steps
- Machine must operate in 2 minutes or less
- Exhibit physical size limited to 6 ft x 6 ft x 6 ft
- Describe how an engineering design process was used to complete the project.
- Provide a journal record illustrating the process of completing the project.

**Note:** The Engineering Design Challenge showcase event occurs outside of the State Fair (typically before the State Fair). In 2022, teams can choose to participate in person or virtually. Teams choosing to participate virtually will need to submit a video of their machine prior to virtual judging. Please refer to the [Engineering Design Challenge Level 1 and 2 Handbooks](https://z.umn.edu/4hedc) ([z.umn.edu/4hedc](https://z.umn.edu/4hedc)) for complete details

## SCIENCE INQUIRY

*In this project area, 4-H youth explore and become confident in the process of doing science through science inquiry. Science inquiry is a systematic process where a curiosity or question is explored, leading to new knowledge or understanding about a phenomenon (an observable fact or event).*

### Exhibit Suggestions:

- Video of you exploring the physical properties of slime using different materials/recipes to make slime
- Display different types of bird's feeders you used to determine if there is a preferred bird feeder type in your backyard
- PowerPoint showing the different types of frogs you found in a pond as you investigated the difference in the frog species in the spring and the frog species in the summer
- Display showing the different types of treats and the data you collected as you explored how your dog responds to different treats during training
- Tri Fold display board showing the results of your investigation of different types of sunscreen to see their effects on UV beads
- Slide show illustrating different water filtration systems you tested and the results you analyzed to identify which one resulted in the cleanest water
- Display the rock candy created as a result of investigating how the concentration of sugar affects crystal growth

Requirement:

- Include the question, issue, or phenomena being investigated
- Include description of how a science inquiry process was used to help understand the phenomenon being investigated or studied
- Explain each step followed during the science inquiry process.

**TECHNOLOGY**

*Includes Aquatic Robotics, Computer & Robotics projects. Youth will become familiar with computers, technology and/or robotics. Youth can apply knowledge gained and share what they have learned.*

Exhibit Suggestions:

- Robot, Edison robots, EV3, WeDo, Osmos, VEX; Have a photo of robot if you do not intend to leave robot on display
- Display the robot using diagrams of programming, photos, booklets, etc.
- Video of robot in action
- Exhibit a ROV and operation; show the use in Aquatic Invasive Species (AIS) education
- Explain the foundations of computers and explore how computers work for various projects.
- Learn about cyber bullying and prevention
- Create an educational app
- Explore computer-based careers
- Design computer hardware/software

Requirements:

- Include description, images/photos needed to assist with verbal or written description
- Description(s) can be verbal or written
- Computers, smart phones, etc. can be used during the judging process

Bob & Linda Noble  
Boer Goat Central  
Brad & Lorrie Rugg  
Brad & Molly Busho  
Brent & Roxanne Underwood  
Brian & Lisa Ahrens  
Brian & Michele Rysavy  
Bruce & Rose Ann Kubicek  
Bryon & Carla Brady  
CSA Lodge Minnesota #210  
Cargill - Owatonna

*Steele County 4-H Members, Parents, 4-H Club Council & Extension Staff wish to THANK these donors who have contributed to our Awards for this year. Your support makes good things happen for Steele County 4-H Youth.*

Casey & Amy Nelson Family  
Craig Hansen & Family  
Crane Creek Services – Luke & Hailey Swedberg  
Curly Girlz Candy  
Dagry Tooling Inc.  
Dan & Kathy Hansen & Family  
Daniel & Jennifer Buck Family  
Darcy Ihrke, Realtor – Berkshire Hathaway Advantage Real Estate  
Dave & Becky Hoffman Family  
Dawn Zimmerman  
David & Susan Wavrin  
David Janke Family - Triple J Farms  
Dean & Terri Schuette  
Deb & Tim Arlt  
Don Schroht Family  
Eric & Trish Melby  
Express Pressure Washers Inc.  
Diane Holland, Realtor – Berkshire Hathaway Advantage Real Estate  
Gerald & Genevieve Souba  
Gillis Ag, Jason & Amy Gillis  
Greg & Cathy Nelson  
Guthier & Larson Families in Memory of Lloyd Guthier  
Guy & Michele Walburn  
Happy Hustlers Club  
Healthy Balance Psychology – Heidi Halla-Bauer  
Heartland Animal Hospital, Owatonna  
Hjelman Family Boer Goats  
Home Discovery Group – Berkshire Hathaway Advantage Real Estate  
Home Town Federal Credit Union  
Horizon EyeCare Professionals  
Howard & Kay Anderson  
Howard & Mary Jo Schoenfeld

*Steele County 4-H Members, Parents, 4-H Club Council & Extension Staff wish to THANK these donors who have contributed to our Awards for this year. Your support makes good things happen for Steele County 4-H Youth.*

ABS Global - Casey Nelson  
Advantage Cabinets  
Agrology Crop & Soil, LLC – Brad Spinler  
Alan & Judy Schaefer  
Allen & Jane Nelson  
Andy & Kelli Jacobson  
Arett Family Livestock  
Becky Hermanson-Hill, Realtor – Berkshire Hathaway Advantage Real Estate  
Becky Noble Rapid City, SD  
Ben & Danielle Hunt Family  
Betterlife Life Formerly WFLA Lodge 127  
Bill & Lori Stenzel Family  
Bill & Vicki Arthur Family  
Blooming Prairie Veterinary Clinic

In Memory of Coral (Larson) Ackman  
 In Memory of Edward & Ramah Rypka  
 In Memory of Harry Bettermann  
 In Memory of Joyce Bettermann  
 In Memory of Sharon Katzung

Isaac Walton League  
 J & J Cabinet Works, Inc.  
 J & S Farms, Ellendale, MN  
 James & Sharon Andrews  
 Jarrod & Madison Grunklee

Jaster Family Farms  
 Jayme & Hilary Underwood  
 Jenna Hansen & Family  
 Jensen Tree Moving

Kashome Holsteins  
 Keck Farms

Keck's Repair

Keen Bank

Kerncrest Holsteins

Kids Korner Educare Center

Kim & Thomas Gwin

Kim Miller

Klecker Kreationz

Kraig Thoreson - Cedar Pines Farm

Lakeside Foods

Let's Ride Boots & Apparel

Lindsey McGurran, Realtor – Berkshire Hathaway

Advantage Real Estate

Lisa Demmer, DVM

Lisa Voss

Lorraine Jirele

Mark & Carol Rypka

Marlen Ann Fiksdal

Marvin & Alice Bronner

Mary Larson

Matt & Missy Koch Family

Medford Go Getters 4-H Club

Merry Lane 4-H Club

Michael & Cheryl Paulson

*Steele County 4-H Members, Parents, 4-H Club Council  
 & Extension Staff wish to THANK these donors who have  
 contributed to our Awards for this year. Your support  
 makes good things happen for Steele County 4-H Youth.*

Michelle Jandt, Realtor – Berkshire Hathaway

Advantage Real Estate

Mike & Trudy Pierce

Morning Glory Hill LLC

Nancy Sletten, Realtor – Berkshire Hathaway

Advantage Real Estate

Nate & Molly Ahrens

New York Life Susan K. Zwiener

Nick & Angela Dolan Family



Northland Farm Systems, Inc.

Not Too Shabby Furniture – Danielle Zacharias

Owatonna Art Center

Owatonna Garden Club

Owatonna Wrestling Academy

Paul & Joyce Pribyl

Phyllis Urch

Prairie Ridge Orthodontics

Rian & Jennifer Copeland

Richard Steinberg

Rod & Norma Hoffmaster

Ron & Tammy Schroht

Rusty & Barb Paulson

Sandra McConn, Realtor – Berkshire Hathaway

Advantage Real Estate

Schroht Show Pigs

Steele - Waseca Cooperative Electric

Steele Co. NWTF

Steele County Exchange Group

Steele County Farm Bureau

Steele County Master Gardeners

Steele County Pork Producers Assn.

Steele SWCD

Stephen Krumm, DVM

Superior Food & Catering

The Dahlin Family

The Hokanson Family

The Ignaszewski Family

The Mollenhauer Family

The Oltmans Family

The Turnlund Family

Tim R. Holland D.D.S., P.A.

Tim's Auto Service - Owatonna

Tim & Andrea Van Gelder

Tim & Shelly Simon

Tim & Stacy Nelson

Tone Music

Troy & Brandi Klecker Family

VFW Post #3723

Veterans of Foreign Wars Auxiliary 3723

Victor Calverley Family






Wolf Candidz Photography











# STEELE COUNTY FREE FAIR "4-H MARKET LIVESTOCK SALE" THANKS to these 2022 BUYERS!





Ag Partners Coop  
 Ahrens Family Boar Goats  
 B to Z Hardware  
 Balance Healthcare  
 Bixby Feed Mill  
 Blooming Prairie Bus Co  
 Bosch Automotive  
 Bremer Bank  
 Buck Cyrus Pioneer Seeds  
 CliftonLarsonAllen  
 Compeer Financial  
 Curt's Truck & Diesel  
 Dairyland Seed  
 Darrick's Preferred Auto  
 Deerfield Ag Systems  
 Dave Dietz Construction  
 Dinse Farms  
 Express Pressure Washers  
 Don Pichner Family  
 Fareway Meat & Grocery  
 Farm Front Futures, LLC  
 Farmer's Co-op Elevator  
 Farmers Feed & Pet Supply  
 Farmington Vet  
 Federated Insurance  
 Four Seasons Electric  
 Godfather's Pizza – Owatonna  
 Gold Star Amusements

Grandparents of 4-H  
 Heinz Insurance  
 Home Federal Savings Bank  
 Hometown Credit Union  
 Hy-Vee  
 Jensen Stump Grinding  
 Jensen Tree Moving  
 Johnson, Doerhoefer & Miner  
 Judi Thiesse  
 Kartes Seeds  
 Keen Bank  
 Keith Johnson Construction  
 KFS of Hope  
 Kid's Korner Educare Center  
 Klecker Farms  
 Klecker Show Pigs  
 Lakeside Foods  
 Let's Ride Boots & Apparel  
 Medford Bus Company  
 Melby Masonry  
 Midwest Advisors  
 Mike's Repair  
 Mulert's Southside  
 Simmentals  
 New York Life Insurance  
 Northland Farm Systems Inc.  
 Ole & Lena's  
 Owatonna Bus Co  
 Owatonna Motor Company

Owatonna Mutual Fire Ins.  
 Paul & Jean Gillis  
 Pichner Family Farms  
 Prairie Family & Sports  
 Chiropractic  
 Prairie Ridge Orthodontics  
 Quiggle Quality Remodeling  
 R & K Electric  
 R & R Insurance  
 Ride for the Brand  
 Ringhofer Insurance  
 Sara Sweets – Sara Klecker  
 Seykora Automotice  
 Square One Contracting & Repair  
 Stampin' Up  
 State Rep John Petersburg  
 Steele County Free Fair  
 Concessionaires  
 Steele County Free Fair  
 Stransky Farms  
 Tim & Andrea Van Gelder  
 Tim's Auto Service  
 Tree Masters – Dave Schrodt  
 United Prairie Bank  
 Vern Wilker  
 Walbran & Furness  
 Wilbur-Ellis  
 Wottreng Family Dental

**2023 4-H MARKET LIVESTOCK SALE -- STEELE COUNTY FREE FAIR**

Saturday, August 19 -- Show Arena – 8:30 AM Buyers' Breakfast / 9 AM Market Sale

2023 SALE COMMITTEE : Bill Arthur, Mike Dinse, Eric Finholdt, Angie Jensen,  
Kelly Katzung, LaVerne Klecker, Rick Klemmensen & Wade Nelson

KIBBLE  
132174  
FULL PAGE