

Luxury Handcrafted British Furniture



Repose

Specialist Seating Solutions
a [prismhealthcare](#) company



Handcrafted by a second-generation family business

All of our team at Repose are driven by the little things that matter. Growing from a business expert in traditional handcrafted and bespoke furniture, we still pride ourselves on our hand-made approach to all of our rise recliners and complementary furniture.

Whether it is the time we take to test and check every mechanism, the precision carpentry in our frames or the work we do to research and purchase the beautiful quality fabrics and innovative materials for our chairs, we thrive on attention to detail.

At Repose we believe in Comfort without Compromise:

- Only the best quality fabrics, mechanisms and frame manufacture, we don't cut any corners
- Rise and recline options that support active and independent living in your home
- Exclusive fillers and foams only available from Repose for ultimate comfort
- Handcrafted chairs that match seamlessly with your décor and style
- Made in Britain to the highest standards by a company with a strong foundation of innovation, design and quality
- Made to measure chairs built around your needs
- Members of Made in Britain and British Healthcare Trades Association.



Contents

	Page
Choosing your chair	4
Our chair styles	6
Express delivery chairs	38
Rise recliner mechanisms	42
Seat cushions	44
Fabrics	46
Comfort accessories	47
Safety accessories	50
Our Comprehensive Five-Year Care Plan	51
Well-Being support	52





Choosing your chair

All our chairs come as standard with:

- Side pocket and loop for handset
- A safety device to lower the chair in the event of a power cut
- Durable castors
- A two-year warranty.

Six steps to choosing your Repose rise recliner – it couldn't be simpler.



1. Select the right chair size for you

Your supplier will be happy to work with you to make sure you get the right fit for your personal comfort. Repose offer a wide range of sizes and bespoke rise recliners, including larger sizes. Your supplier will advise you on the size and weight combinations available. There are measuring videos on our website.



2. Choose your chair style

A full range of our rise recliner styles from classic to contemporary, together with complementary furniture, see **pages 6 to 39**



3. Decide on your rise recliner mechanism

It is important to select the mechanism that best fits your comfort, posture and lifestyle requirements. **Pages 42 and 43** show our range of mechanisms.



Wellbeing support

Tips from our resident Occupational Therapist, Kate Sheehan, on choosing a rise recliner. **See page 52 for details.**



Comprehensive Five-Year Care Plan

Upgrade to our Comprehensive Five-Year Care Plan, for more details see **page 51**



4. Select your seat cushion

Our chairs come as standard with a high-quality Reflex foam seat cushion or you can opt for our luxury pocket sprung seat cushion delivering ultimate comfort. We also have a range of specialist seat cushions see **pages 44 and 45** for full range.




5. Select one of our stunning fabrics

We have a wide range of fabrics that you can choose from, including high performance fabrics and a range of natural leathers to match your home decor. For more on our fabric options visit our website www.reposefurniture.com



6. Add all the accessories you want for your chair

See **pages 47 to 49** for details of all the accessories you might want for your new rise recliner including heat and massage systems, reading lamps, head rests and covers to protect your chair.



The Rimini is our most popular chair. The waterfall back offers the ultimate in comfort, three deeply soft cushions support your head, neck and the full length of your back, nothing can match the relaxing comfort of this chair.

Rimini

Choose from the following rise recliner mechanisms:

- Single Motor Tilt in Space
- Standard Dual Motor
- Single Motor Three Way.
- Dual Motor Tilt in Space
- Single Motor Wallhugger

Size ranges:

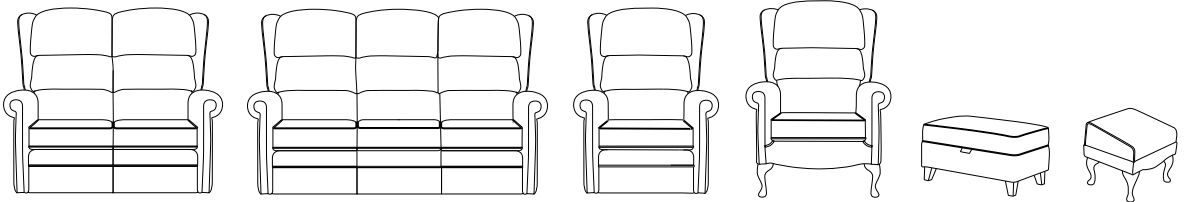
- Seat Height 14 - 21"
- Seat Width 16 - 28"
- Seat Depth 16 - 22"

Repose offer a wide range of sizes, including larger sizes.
Your supplier will advise you on the size and weight combinations available.



Complementary Furniture

Choose from the collection, the Rimini range includes a two seat and three seat sofa, static chair, fireside chair and a choice of two footstools.



Chepstow

The luxurious cushioned Chepstow gives a little extra support to your back. The deep lateral cushions fit more closely and gently hold the back in a comfortable central position.

Choose from the following rise recliner mechanisms:

- Single Motor Tilt in Space
- Standard Dual Motor
- Single Motor Three Way.
- Dual Motor Tilt
- Single Motor Wallhugger

Size ranges:

- Seat Height 14 - 21"
- Seat Width 18 - 22"
- Seat Depth 18 - 22"

Repose offer a wide range of sizes, including larger sizes. Your supplier will advise you on the size and weight combinations available.

Fabric shown:
Cromwell Patchwork Ivory







Henley

The Henley, is our new and improved Rimini Deluxe, featuring our best-selling waterfall back, with a wooden knuckle arm design to provide a steadier grip when sitting or standing. Choose from a light, medium or dark wood to complement your fabric choice.



Choose from the following rise recliner mechanisms:

- Single Motor Tilt in Space
- Standard Dual Motor
- Single Motor Three Way.
- Dual Motor Tilt in Space
- Single Motor Wallhugger


Size ranges:

- Seat Height 14 - 21"
- Seat Width 16 - 28"
- Seat Depth 16 - 22"

Repose offer a wide range of sizes, including larger sizes. Your supplier will advise you on the size and weight combinations available.

Complementary Furniture

Choose from the collection, the Henley range includes a two seat and three seat sofa, static chair and footstool.



Fabric shown:
Cromwell Patchwork Biscuit



Hampton


The Hampton is an overall slimmer chair with a split back cushion providing support for your lower back and neck. Waterfall and Button back styles also available.

Size ranges:

- Seat Height 16 - 21"
- Seat Width 16 - 22"
- Seat Depth 16 - 22"

Complementary Furniture

Choose from the collection, the Hampton range includes a two seater sofa, static chair, and a choice of two footstools.



Fabric shown:
Perth Herringbone Pink

Westbury

The Westbury has a stylish design, with a beautiful upholstered scroll arm and split back cushion providing support for your lower back and neck.

Choose from the following rise recliner mechanisms:

- Single Motor Tilt in Space
- Standard Dual Motor
- Single Motor Three Way.
- Dual Motor Tilt
- Single Motor Wallhugger


Size ranges:

- Seat Height 14 - 21"
- Seat Width 16 - 28"
- Seat Depth 16 - 22"

Repose offer a wide range of sizes, including larger sizes. Your supplier will advise you on the size and weight combinations available.

Complementary Furniture

Choose from the collection, the Westbury range includes a two seat and three seat sofa, static chair, fireside chair and a choice of two footstools.



Fabric shown:
Caledonia Stone







Fabric shown:
Caledonian Plain Heather

Marbella

The Marbella is classically designed with a traditional button back, scroll arm and padded upholstered wings. The backrest is deep filled with firm cushioning for improved lumbar support.

Choose from the following rise recliner mechanisms:

- Single Motor Tilt in Space
- Standard Dual Motor
- Dual Motor Tilt in Space
- Single Motor Wallhugger.


Size ranges:

- Seat Height 14 - 21"
- Seat Width 16 - 28"
- Seat Depth 16 - 22"

Repose offer a wide range of sizes, including larger sizes. Your supplier will advise you on the size and weight combinations available.

Complementary Furniture

Choose from the collection, the Marbella range includes a two seat and three seat sofa, static chair, fireside chair and a choice of two footstools.





Chester

The Chester with the supportive but comfort lateral supports offers the luxury in a padded back. The laterals gives you the support and offers that cushioned feeling along your back to relax in a central position, without the need for separate cushions.

Size ranges:

- Seat Height 16 - 21"
- Seat Width 18 - 22"
- Seat Depth 16 - 22"

Repose offer a wide range of sizes, including larger sizes.

Your supplier will advise you on the size and weight combinations available.



Fabric shown:
Raffles Blush



Alba

The Alba offers a fine touch of elegance and luxury with its contemporary split cushion pillow back, designed for deepest comfort combined with delicately piped rounded arms and discreet wings.

The deep cushion comfort extends across the full range of the Alba's complementary furniture.



Choose from the following:

- Single Motor Tilt in Space
- Dual Motor Tilt in Space
- Standard Dual Motor.

Size ranges:

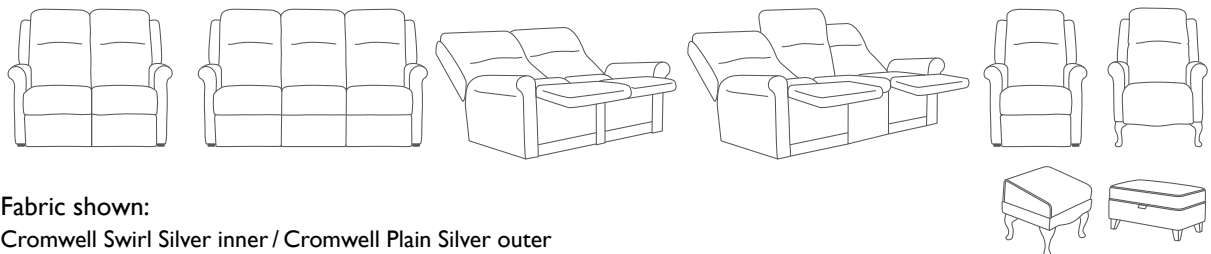
- Seat Height 16 - 20"
- Seat Width 18 - 22"
- Seat Depth 18 - 22"

Repose offer a wide range of sizes, including larger sizes.

Your supplier will advise you on the size and weight combinations available.

Complementary Furniture

Choose from the collection, the Alba range includes a two seat and three seat sofa, two seat and three seat recliner sofa, static chair, fireside chair and footstools.



Fabric shown:

Cromwell Swirl Silver inner / Cromwell Plain Silver outer

New York

The New York is specifically designed with an additional padded arm, detailed piping style to the front of the arm give the style and elegance to compliment all environments. This design offers for a split cushion back but allows for the choice of either a waterfall or button style.


Size ranges:

- Seat Height 16 - 21"
- Seat Width 18 - 22"
- Seat Depth 16 - 22"

Repose offer a wide range of sizes, including larger sizes. Your supplier will advise you on the size and weight combinations available.

Complementary Furniture

Choose from the collection, the New York range includes a two seater sofa, three seater sofa, static chair, and a choice of two footstools.



Fabric shown:
Warwick Dolly Dew







Mayfair

There is no compromise with the Mayfair, built for pure comfort with our sumptuous three-tiered waterfall back and contemporary wide arm rests available in 3 back styles - waterfall, split lumber and button.

Choose from the following rise recliner mechanisms:

- Single Motor Tilt in Space
- Dual Motor Tilt in Space
- Standard Dual Motor.

Size ranges:


- Seat Height 16 - 21"
- Seat Width 16 - 28"
- Seat Depth 18 - 22"

Repose offer a wide range of sizes, including larger sizes.

Your supplier will advise you on the size and weight combinations available.

Complementary Furniture

Choose from the collection, the Mayfair range includes a two seat and three seat sofa, static chair and footstool.



Fabric shown:
SRI3686 Perth Herringbone Pink

Kensington





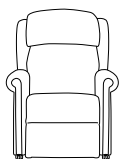
Kensington

The Kensington has a simple elegance with luxurious scroll arms and a split cushion pillow back for comfort. The deep cushion comfort extends across the full range of Kensington complementary furniture.

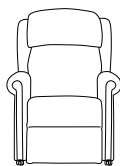
Choose from the following rise recliner mechanisms:

- Single Motor Tilt in Space
- Standard Dual Motor.


The Kensington comes in seven standard sizes, making ordering the right chair quick and simple.



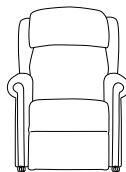
Super Petite



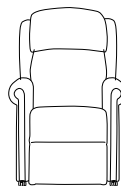
Petite



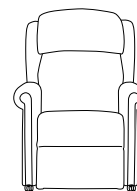
Wide Petite



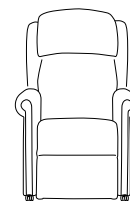
Standard



Classic



Grande

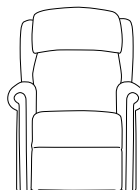




Tall

Size	Weight Limit	Seat Limit	Seat Width	Seat Depth	Back Height	Arm Height
Super Petite	15 stone	16"	18"	18"	26"	6"
Petite	15 stone	16"	18"	20"	26"	6"
Wide Petite	20 stone	16"	22"	18"	26"	6"
Standard	20 stone	18"	20"	20"	26"	7"
Classic	20 stone	19"	20"	20"	27"	7"
Grande	20 stone	19"	22"	20"	27"	7"
Tall	20 stone	21"	20"	22"	29"	7"

Complementary Furniture

Choose from the collection, the Kensington range includes a two seat and three seat sofa, static chair and footstool.



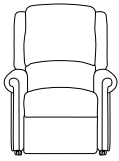
Fabric shown:
Caledonian Marine



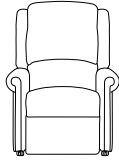


Olympia

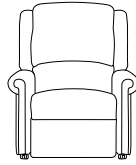
The Olympia comes in eight standard sizes, making ordering the right chair quick and simple.



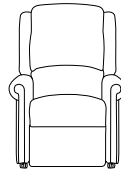
Super Petite



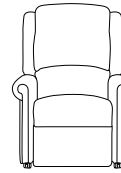
Petite



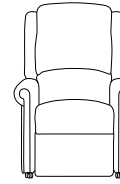
Wide Petite



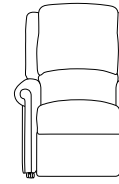
Standard Petite



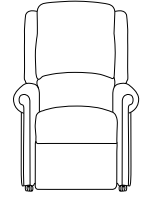
Standard



Classic




Grande




Tall


Size	Weight Limit	Seat Height	Seat Width	Seat Depth	Back Height	Arm Height
Super Petite	15 stone	16"	18"	18"	26"	6"
Petite	15 stone	16"	18"	20"	26"	6"
Wide Petite	20 stone	16"	22"	18"	26"	6"
Standard Petite	20 stone	18"	18"	18"	26"	7"
Standard	20 stone	18"	20"	20"	26"	7"
Classic	20 stone	19"	20"	20"	27"	7"
Grande	20 stone	19"	22"	20"	27"	7"
Tall	20 stone	21"	20"	22"	29"	7"




Our popular waterfall back with three tiered soft cushions.



Our classically designed button back.



Our split lumbar back.



Our Chester back. Please see upgrade charges.

Choose from the following rise recliner mechanisms:

- Single Motor Tilt in Space
- Standard Dual Motor.

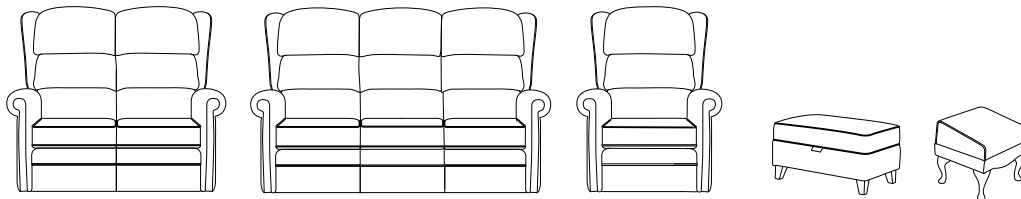
Luxury Pocket Sprung Cushion



Included as standard on the Olympia Collection it provides the ultimate comfort at the heart of your chair, designed with individual high tensile steel coil springs in individual pockets, which give consistent support throughout the life of the chair and lasting shape to the seat cushion.

Complementary Furniture

Choose from the collection, the Olympia range includes a two seat and three seat sofa, static chair and footstools.



Please note that the complementary furniture range does not come with pocket sprung seating as standard.



Fabric shown:
Terrazza - Ter1871 Inner / Ter1822 Outer



Epsom

The Epsom brings ultimate style and comfort to the range with its padded arms and simple detail to the upholstery. The full split back cushion has a decorative button effect detail to the lower cushion maximising the area for providing comfort and support to the lower back and head.

Choose from the following rise recliner mechanisms:

- Single Motor Tilt in Space
- Dual Motor Tilt in Space
- Standard Dual Motor.

Size ranges:

- Seat Height 16 - 20"
- Seat Width 18 - 22"
- Seat Depth 18 - 22"


Back Options:

- Standard Epsom back (as image shown)
- Waterfall
- Button
- Split Lumber

Repose offer a wide range of sizes, including larger sizes.
Your supplier will advise you on the size and weight combinations available.

Complementary Furniture

Choose from the collection, the Epsom range includes a two seat sofa, static chair and footstool.



Fabric shown: Dobby Mist



Sutton

The Sutton delivers exceptional comfort in a modern design with a full split back cushion, maximising the area for providing comfort and support to the lower back and head.

Choose from the following rise recliner mechanisms:

- Single Motor Tilt in Space
- Dual Motor Tilt in Space
- Standard Dual Motor.

Size ranges:

- Seat Height 16 - 20"
- Seat Width 18 - 22"
- Seat Depth 18 - 22"


Back Options:

- Standard Sutton back (as image shown)
- Waterfall
- Button
- Split Lumber

Repose offer a wide range of sizes, including larger sizes.
Your supplier will advise you on the size and weight combinations available.

Complementary Furniture

Choose from the collection, the Sutton range includes a two seat sofa, static chair and footstool.



Fabric shown: Alexander Park Patchwork Mist

Express delivery chairs



If you need a chair urgently, but don't want to compromise on comfort then consider our Luxury Express Chairs.

Order today, before 11 am and your chair will be with your supplier in the next 48-72 hours*.

Our Luxury Express Chairs have the option of 3 back styles, 4 colours and 2 different mechanisms to optimise comfort.


We have built into the chairs our luxurious top of the range pocket sprung cushion and the chair comes with matching arm covers to protect the high wear areas of your chair.

The Luxury Express - Now available in 2 sizes:


	Classic	Super Petite
• Seat Height	19"	16"
• Seat Width	20"	18"
• Seat Depth	20"	18"
• Back Height	27"	26"
• Arm Height	7"	6"




Jute



Our popular waterfall back with three tiered soft cushions.



Our classically designed button back.



Our split lumbar back.



Coffee



Wine



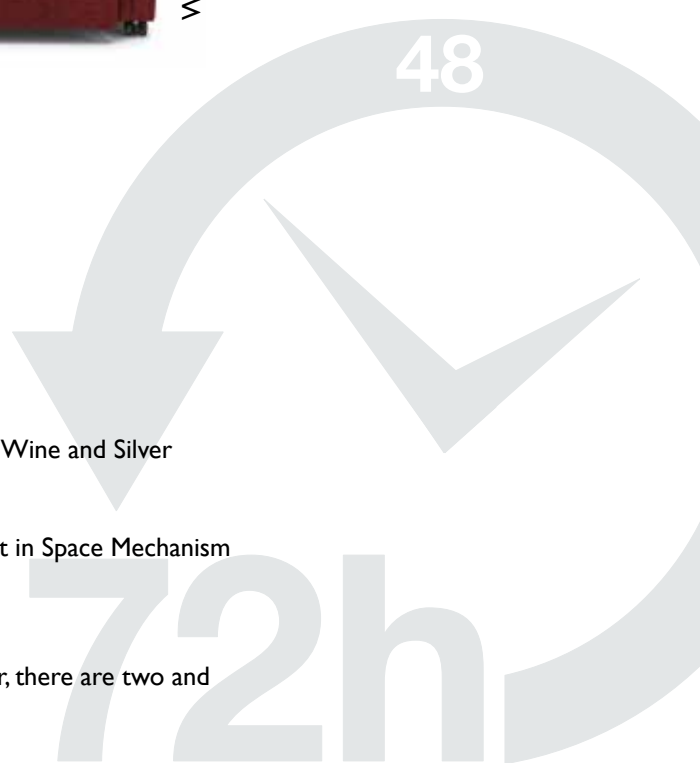
Silver

All you need to do is:

- Choose your size
- Choose from our new Caledonian range of colours: Jute, Coffee, Wine and Silver
- Choose your back style
- Choose either our Standard Dual Motor or our Single Motor Tilt in Space Mechanism
- And place your order before 11am to guarantee quick delivery*.

If you want to match your Express Chair with other furniture later, there are two and three seat sofas, a single static chair and a footstool available.

*Express delivery is only available through a Repose supplier.





Specialist products

If you're looking for more specialist products, we also have a range of healthcare, hospital, and sensory products.

We're dedicated to building each healthcare chair around an individual, putting a person's needs at the centre of the design. We've been working alongside Healthcare professionals for many years with a clear focus and commitment to relieving discomfort and improving quality of life.

Repose's enduring partnership with Protac® is a reflection of the quality you can expect from its entire range of sensory products. Prism Healthcare is the sole UK distributor of Protac® products, which include popular weighted ball blankets, and calming MyFit® weighted vests.

Visit our website for more information and to request a brochure.



Rise recliner mechanisms

More information and video clips showing these mechanisms in action are available on our website: www.reposefurniture.com

Our mechanisms provide a unique range of sitting and recline positions, making sure you can find the perfect positions to enjoy relaxing and resting in your chair. The rise movements provide you with a little extra help to stand and walk comfortably away from your chair.



Single Motor Tilt in Space

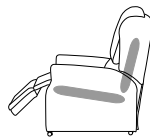
The Single Motor Tilt in Space mechanism allows the leg rest to rise, slightly changing the seat angle, but always ensuring that a constant back angle of 90° is maintained as the chair moves through to recline. (Weight Limit: Up to 35 Stone*)



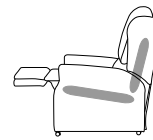
Full Rise



Static Position



Semi Recline



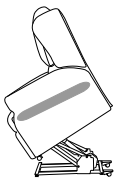
Footrest Horizontal



Fully Reclined

Dual Motor Tilt in Space


The Dual Motor Tilt in Space mechanism offers a much wider range of sitting and resting positions as the back of the chair can be moved independently to the leg rest. The Tilt in Space mechanism also maintains a constant back angle of 90° as the chair reclines. (Weight Limit: Up to 35 Stone*)




Full Rise




Static Position



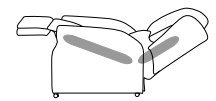
Independent Back Rest



Semi Recline



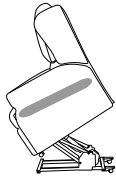
Footrest Horizontal



Fully Reclined

Standard Dual Motor


The two motors allow the back rest to move independently of the leg rest enabling a wide range of relaxing positions, from sitting upright and raising the leg rest to relieve tired legs to a fully reclined resting position. (Weight Limit: Up to 70 Stone*)




Full Rise



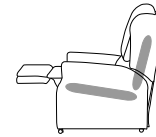
Static Position



Independent Back Rest



Semi Recline



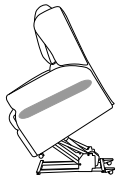
Footrest Horizontal



Fully Reclined

Single Motor Wallhugger


The key feature of this mechanism is the space saving movement. As the back reclines the chair slides forward which means the chair can be placed closer to walls and used in smaller rooms where space is a premium. A clearance of only 6" is required behind the chair. (Weight Limit: Up to 20 Stone*)



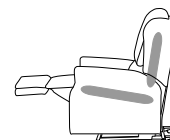
Full Rise



Static Position



Semi Recline



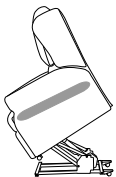
Footrest Horizontal



Fully Reclined

Single Motor Three Way


The single motor drives the back recline and leg rise in one single smooth movement. Once the leg rest reaches its full horizontal position the back reclines further into a fully reclined position. (Weight Limit: Up to 35 Stone*)



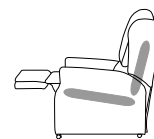
Full Rise




Static Position



Semi Recline



Footrest Horizontal



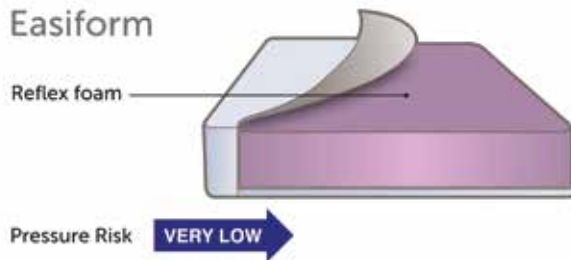
Fully Reclined

*Your supplier will advise you on the size and weight combinations available for your chair.

Seat cushions

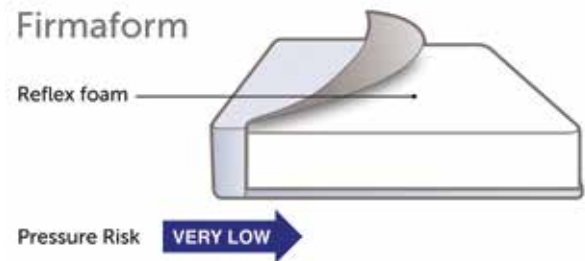
The choice of materials in the seat cushion of your chair can make all the difference to your comfort and support. We offer the full range from soft and firm quality Reflex foam, to our luxury pocket sprung cushion.

Easiform



Our softest foam cushion with high quality Reflex foam filler for gentle comfort.

Firmaform



A cushion that provides a more supportive and firm seat with a high-quality filler from Reflex, the foam specialists.



Luxury pocket sprung cushion

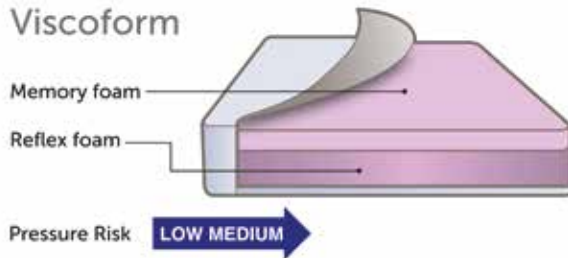
The ultimate comfort in your chair with the traditional pocket sprung cushion designed with individual high tensile steel coil springs in individual pockets which give consistent support throughout the life of the chair and provide lasting shape to the seat cushion.

Please note this option is not available in chairs with seat widths over 22" or seat heights below 16".

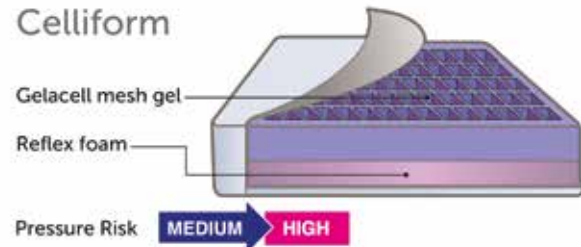
* Please be aware that this option will raise the seat height by 1" but will compress when seated to correct seat height.

Specialist seat cushions

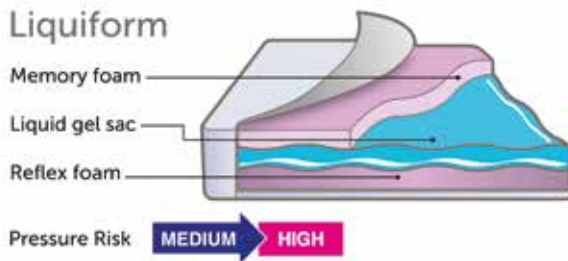
If you need a little more support from your seat cushion, perhaps if you sit for long periods in your chair, do consider our specialist seat cushions. For further details visit our website, and your supplier can provide guidance on choosing a cushion that's right for you, options include:



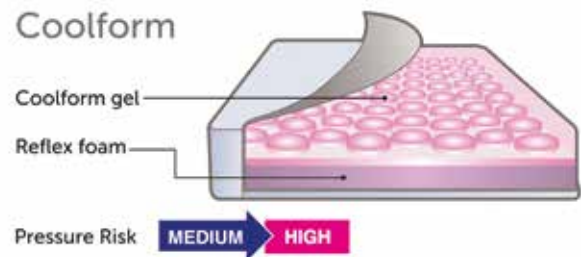
Viscoform cushion – a cushion with a top layer of memory foam to allow immersion into the cushion, giving stability and a large surface area to reduce pressure levels.



Celliform cushion – uses our unique Gelacell matrix which distributes pressure and promotes air flow keeping the chair fresher and cooler.



Liquiform cushion – a cushion with a fluid liquid gel in a soft silicone cover which provides a high level of pressure relief.



Coolform cushion – uses the latest silicone gel technology to give pressure relief as the gel conforms to the shape of your body and reacts to your body temperature.

There are recommended fabrics to use with these specialist seat cushions. Please ask your supplier for details.

Fabrics

We love all our fabrics. It is one of our greatest pleasures sourcing new and beautiful fabrics from our wide range of high quality suppliers. We offer an incredible range of upholstery fabrics from rich brocades through to leathers and hard wearing, high performance fabrics. We can also make your chair in health grade fabrics, waterproof, bleach cleanable and anti MRSA, if you are caring for someone at home.

We are so confident in our network of suppliers that we are sure we can find fabrics to match your décor and to even match existing furniture. Our suppliers have sample books to show you the range and quality of fabrics available and can obtain swatches as required. You can visit our website for further details and a selection of fabric samples www.reposefurniture.com



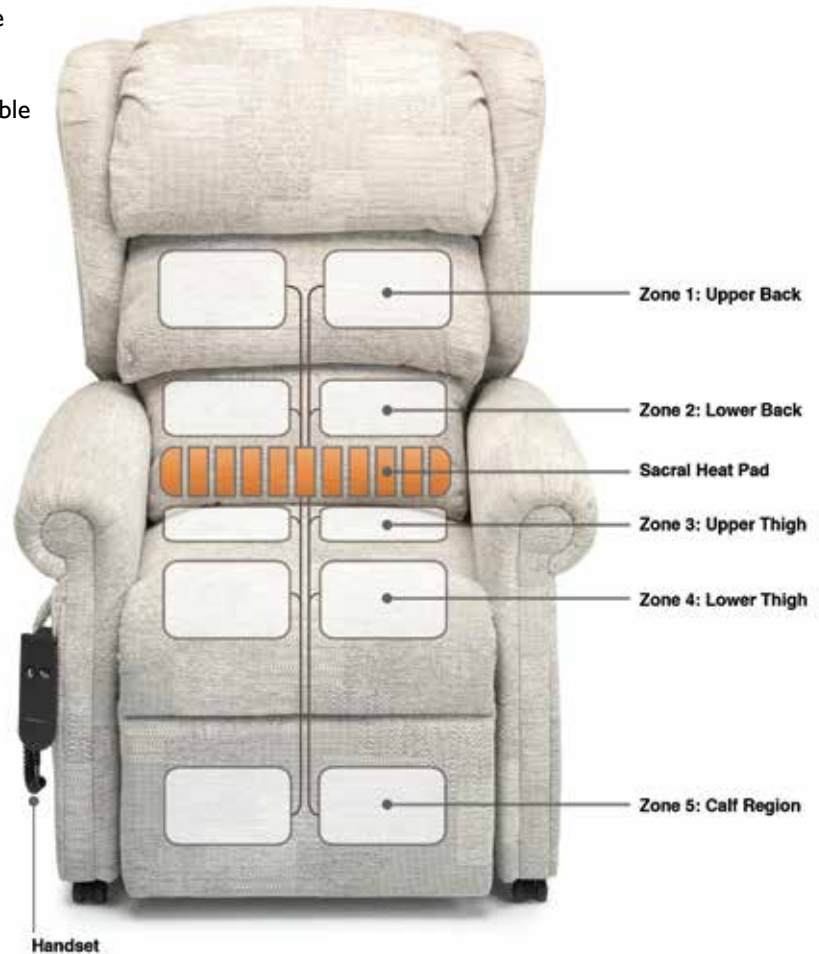
Comfort accessories

It is the small details that can make all the difference to the enjoyment of your chair, we provide a whole range of accessories to help you make the most of your new rise recliner. Not all accessories are available on each rise recliner style – please check with your supplier for availability.

Relaxor heat and massage system

The Relaxor helps soothe tired and aching muscles with gentle vibration and warmth. A separate handset controls different vibration zones built into the chair to massage upper back, lower back, upper and lower thighs and calves. Choose your own intensity and speed of each of the pairs of pads. The heat pad in the bottom lumbar of the back cushion completes the relaxing process, exactly what is needed at the end of the day.

Please note: It is recommended that you consult a healthcare professional or doctor if you suffer with a medical condition or have any medical device fitted (e.g. pacemaker) before purchasing this system.



Heat only system

This system comes with two heat modules, one fitted into the seat of the chair and the other in a loose cushion heat pad that you can use behind your back, on your lap or to one side. The pads are controlled separately with an easy to use handset which has two temperature settings.

The heat only system costs as low as 1p an hour offering an economic way of providing a little more warmth on cold days.

Additional covers

We provide a range of additional covers for those high wear areas to help protect and enhance the life of your furniture.



Head cover



Seat cover



Full arm cover



Half arm cover



Head roll



Head pillow



Reading lamp
This built-in lamp brings the light to where it is most needed and can be set at three brightness levels.



Knuckles
Light, medium or dark wood knuckle arms are available on the Chepstow, Henley, Westbury and Marbella.

Glides
Choose glides as an alternative to castors where the chair will be placed on wood or laminate floors.

Safety accessories

20 cycle back-up unit

In the event of a power cut the back-up unit ensures the chair can be moved up to 20 cycles. The unit must be permanently connected to an electricity supply to ensure it remains charged.

Accupak battery system

An Accupak battery system gives you the freedom to use your chair away from a power supply. The battery provides an average of up to 100 cycles of chair movements each time it is recharged. The Accupak will beep when it needs to be plugged back into the transformer and power supply for a period of 24 hours for maximum charge. The Accupak is fitted out of sight on the base of the chair and the charging outlet built into the side of the chair for ease of access.

Enclosure skirt

The enclosure skirt hides the mechanism when the chair is either in the full rise or recline positions.

Warranty

All the featured furniture comes with a two-year Repose warranty.

There is an option to upgrade to our Comprehensive Five-Year Care Plan.



Enclosure skirt



Our Comprehensive Five-Year Care Plan

Ask your supplier for details and the terms and conditions of our unique Five-Year Care Plan with many more benefits than a standard warranty as it includes:

- ✓ Comprehensive cover for structural and accidental damage
- ✓ Stain removal and repair at no extra cost to you
- ✓ One call for advice and service
- ✓ National network of professional technicians
- ✓ Original value replacements

Whether you buy a fabulous fabric rise recliner, sofa or a luxurious leather chair, you can rest assured that by purchasing this Care Plan, you are covered when an accident does spoil the appearance of your furniture.

This plan offers real peace of mind, covering you against:

Structural damage to:

- Mechanisms, frame, broken zips, castors, buttons and lifting or peeling of the hide on leather furniture.

Accidental damage including:

- Rips, burns, scuffs, punctures, scratches, breakage, dents or chips, water, liquid or heat marks and pet damage which is limited to three claims per period of insurance.

Staining from:

Acids, cosmetics, shoe polish, ink, bleaches, caustics, corrosives, paints, superglue, coffee, ketchup, cola, human and animal bodily fluids, dyes and dye transfer from newspaper print or clothing, including Denim and all drink and food stuffs.

Note: Staining and accidental damage must result from a sudden and accidental event. This policy does not provide cover for an accumulation or build up over a period of time.

Excluded from this cover:

X Commercial use, deliberate damage, abuse or neglect, removal of odours, wear and tear, fading of fabrics and materials, accumulation of multiple stains and the natural characteristics of leather.



Kate Sheehan
Independent
Occupational
Therapist



Wellbeing support

As we all continue to live longer and lead far more active lives at older ages we are becoming increasingly aware of the impact that good seating and seating posture can have on our lives.

At Repose we value the important role that quality designed rise recliners, fitted to an individual's measurements, have on people's lives. Kate has offered a few pieces of advice that might help with your decision making.

Benefits of a rise recliner chair:

- Ergonomic sitting positions that support the head, neck, back, hips and knees in posture positive positions.
- Arm rests positioned correctly to allow the arms to relax without pushing up the shoulders or dragging the shoulders down.
- A range of restful positions, helping transfer weight and relieve pressure building in one place.
- Recline positions that lift the legs and feet and aid circulation and reduce fluid retention.
- Support to move about independently with a rise function that transfers the weight to the knees and takes pressure away from the hips, helping you to walk easily away from the chair.
- Comfortable and supportive positions for rest and to sleep for short periods.

Choice is about ensuring that you select the right combination of chair style, seat cushion, rise recliner mechanism and correct size of chair to ensure that you purchase a rise recliner that truly delivers personal comfort for you.

At Repose we specialise in bespoke rise recliners designed to your particular measurements. Your supplier will work with you in all of these key areas to ensure that you receive the right chair.

Three important measurements that your supplier will consider when fitting you for your rise recliner:

- Seat Depth – to ensure your thighs are well supported
- Seat Height – good posture requires your feet to be placed firmly on the ground
- Seat Width – the correct width will help to support your hips and arms.

In the correct chair, you should:

- be able to sit with your bottom at the back of the seat with your feet flat on the floor
- have your hips, knees and ankles supported in 90° angles
- have approximately an inch or 25mm between the back of your knees and the seat
- be able to sit in the seat with enough room to sit with your normal clothing on, to provide support, but not rub your legs
- be able to sit with your arms relaxed on the arm rests without pushing up or dragging down on your shoulders.


Please ask your supplier about the Repose posture and seating guide.






Recommendations

Following your visit today, the following specification has been recommended.

Model name:	
Back design:	
Mechanism type:	
Maximum user weight:	
Seat height:	
Seat width:	
Seat depth:	
Back height:	Std <input type="checkbox"/> Other:
Arm height:	Std <input type="checkbox"/> Other:
Seat option:	Std <input type="checkbox"/> Other:
Fabric combination:	
Additional comments:	



54







Specialist Seating Solutions
a prismhealthcare company



Luxury Handcrafted British Furniture



Registered Company Number: 03727157 © Copyright 2023
Repose Furniture Ltd reserves the right to modify
or change the specification without prior notification.
For terms and conditions of sale and, or, agreement please
refer to your supplier.

This brochure is produced as a guide only and colours are
accurate only as far as printing tolerances allow.

Tel: 01384 567401
Email: info@reposefurniture.com

www.reposefurniture.com

