

DISPENSERS WITH AN EDGE

**EDGE**

DISPENSERS

## ABOUT PIAZZA

**Piazza** is the leading importer of "away from home" washroom products and consumables in Air care, Hand care, Sanitary and Surface care.

As a company we are passionate about what we do and we are continuously searching for new, innovative concepts and products and strive to supply our customers with differentiated best class products. We help people to meet and exceed their need for cleaner, efficient and more comfortable washrooms and wash stations.

We are also fully compliant with the latest legislation, regulatory standards and environmentally friendly processes. Our innovative range of products are unique in their form and concept and are backed by manufacturing techniques of the highest quality resulting in superior levels of service and reliability.

We partner with supplier who provide the most efficient service and logistics to target our customer base.





EASY-TO-USE

DESIGN

GUARANTEED QUALITY

ENVIRONMENTALLY RESPONSIBLE

### EASY-TO-USE

Our new dispenser line is developed to create a perfect hygienic experience for every user. The functional design suits all kinds of washrooms promoting the ultimate hygiene experience for all washroom visitors.

Due to the enhanced surface quality of our products cleaning is effortless, simply by wiping. All our dispensers are easy to service, the translucent parts make it possible to quickly check soap or paper levels, saving time for the cleaning staff.

### DESIGN

The appealing, harmonious and modern look of the EDGE dispensers suit every environment. One can choose between **Clean White** or **Modern Black**. Due to the large variety of products, choosing the right dispenser has never been easier. Our dispensers are built to last and perform because of their reliability and robust frames.

### GUARANTEED QUALITY

Due to our driven focus on quality we can succeed in meeting the most strict requirements of our customers. HIS is backed up by a team of very dedicated people (6 languages) with many years of experience in hygiene. We set **the highest standards in terms of customer service**. During the production process we demand the use of premium quality materials. This enables us to ensure our customers that our dispensers are functional with **long lasting values and lifespans**.

### ENVIRONMENTALLY RESPONSIBLE

Together with our customers and partners we contribute to active environmental protection. We dedicate our time providing ethical, efficient, environmentally friendly and economically viable products wherever possible. We strive to use only **socially responsible materials**. Our customers are encouraged to avoid unnecessary waste. Therefore our dispensers sparingly consume paper and soap. EDGE dispensers are made from recycled materials.



ONE KEY TO OPEN ALL DISPENSERS

# INDEX



## EDGE AIR CARE ..... 6

- AIR FLOW DISPENSER
- AIR SOLID DISPENSER



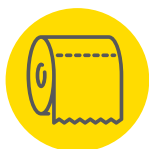
## EDGE HAND CARE ..... 8

- FOAM SOAP DISPENSER
- REFILLABLE FOAM SOAP DISPENSER



## EDGE HAND DRYERS & TOWEL CARE ..... 9

- AIR POWER & AIR POWER F1
- COMPACT AUTOCUT DISPENSER
- MINI & MAXI FOLDED TOWEL DISPENSER - CZ
- CENTERFEED DISPENSER



## EDGE TOILET TISSUE CARE ..... 12

- TWIN COMPACT DISPENSER
- TWIN CORELESS DISPENSER
- TWIN TUBE DISPENSER
- MINI JUMBO DISPENSER



## EDGE SURFACE CARE ..... 14

- TOILET SEAT CLEANER DISPENSER
- URINAL & TOILET AUTOCLEAN DISPENSER
- TOILET BRUSH & CLOSED HOLDER SET



## EDGE WASTE CARE ..... 16

- BIOBIN LADYCARE 13l & 6.5l
- WASTE BIN 23l
- HYGIENE BAG DISPENSER

## ADDITIONAL PRODUCTS ..... 18

- AIR 30
- AIR CONCEPT
- URINAL SCREEN ANTI-SPLASH PROTECTOR SHIELD
- TOILET CLIP AIR FRESHENER
- TOWER AIR FRESHENER
- DIAMOND AIR FRESHENER
- BIO-ENZYMATIC AUTO BOWL MAINTAINER



# AIR FLOW DISPENSER



clean white | modern black



E101101



E101102

## CHARACTERISTICS

- ▶ **LOCK OUT SYSTEM**  
 Only Air Flow Refills will fit the Air Flow Dispenser.
- ▶ **FULLY PROGRAMMABLE WITH LCD DISPLAY**  
 Allowing a choice of number of refills per year, choice of start and end time, days off selection feature, choice of days of operation and weekend on/off option.
- ▶ **QUICK BUTTON**  
 Quick set up for 30/45/60 days use, 24/7.
- ▶ **PATENTED AUTOMATIC RESET BUTTON**  
 The dispenser automatically resets when refill is replaced.
- ▶ **SMART CHIP TECHNOLOGY**  
 Automatically calculates days in use and refill life.



## REFILLS

### 12 x 100 ML AEROSOL

<b>Mango</b>	E101271
<b>Lavender</b>	E101272
<b>Apple</b>	E101273
<b>Preference Pack</b>	E101291

## PRODUCT SPECIFICATIONS

### AIR FLOW DISPENSER

<b>Dimensions (H x W x D)</b>	189 x 95 x 65 mm
<b>Operation</b>	2 x C-cell alkaline batteries
<b>Coverage</b>	120 m <sup>3</sup>





# AIR SOLID DISPENSER



clean white | modern black



E102101



E102102

## CHARACTERISTICS

- ▶ **LOCK OUT SYSTEM**  
 Only Air Solid Refills will fit the Air Solid Dispenser.
- ▶ **NO BATTERIES REQUIRED**  
 Functions with natural airflow.
- ▶ **60 DAYS OF FRAGRANCE**  
 The Air Solid ceramic capsule is infused with high quality perfumes, then complemented by an integrated internal fragrance core.
- ▶ **VOC EXEMPT**  
 The Air Solid Refills are completely free of any solvents, propellants, HFC's and harmful volatile organic compounds (VOC's).
- ▶ **ENVIRONMENTALLY FRIENDLY**  
 The Air Solid Refills are 100% organic and biodegradable.
- ▶ **CARBON FOOTPRINT**  
 The Air Solid System has been awarded the carbon footprint for demonstrating low carbon credentials.



## REFILLS



### 6 x AIR SOLID REFILL

Mango Citrus	E102201
Herbal Mint	E102202
Ocean Mist	E102203
Darkwood Bergamot	E102204
Preference Pack (01 + 02 + 03)	E102290

## PRODUCT SPECIFICATIONS

### AIR SOLID DISPENSER

Dimensions (H x W x D)	138 x 57 x 62 mm
Operation	natural airflow
Coverage	170 m <sup>3</sup>



# FOAM SOAP DISPENSER



clean white | modern black



E201101



E201102

## CHARACTERISTICS

- LOCK OUT SYSTEM**  
 Only EDGE Foam Soap Refills will fit the Foam Soap Dispenser.
- LOW COST-IN-USE**  
 Up to 2,500 shots per 1 l refill.
- IMPROVED HYGIENE**  
 The design avoids soap residues on the dispenser. Every refill has a new pump, preventing mess, clogs and leaks.
- MEETS THE HACCP STANDARDS**  
 The Luxury Foam Soap is perfume free.

## PRODUCT SPECIFICATIONS

### FOAM SOAP DISPENSER

Dimensions (H x W x D)	263 x 119 x 104 mm
Operation	manual
Volume	1 l cartridge

## REFILLS

### 4 x 1 L CARTRIDGE

Luxury	E201201
Foam Soap	
Perfume Free	



# REFILLABLE FOAM & LIQUID SOAP DISPENSER



clean white | modern black



E202101



E202102

## CHARACTERISTICS

- LOW COST-IN-USE**  
 Up to 2,250 shots per 900 ml refill.
- REPLACEABLE PUMPS**  
 Due to the replaceable pumps, the dispensers are easy to maintain.
- EASY TO SERVICE**  
 Wide open top reservoir for easy refill.

## PRODUCT SPECIFICATIONS

### FOAM SOAP DISPENSER

Dimensions (H x W x D)	227 x 134 x 104 mm
Operation	manual
Volume	900 ml refillable unit

## REFILLS

4 x 5 L CAN	Foam
Refillable	E202201
Lotion Foam Soap	



4 x 5 L CAN	Liquid
Refillable	E202202
Lotion Liquid Soap	



4 x 5 L CAN	Hair & Body
Refillable	E202203
Hair & Body Lotion Soap	





# AIR POWER AND AIR POWER F1



clean white | modern black



AIR  
POWER

E306101



AIR  
POWER

E306102



AIR  
POWER F1

E306111



AIR  
POWER F1

E306112

## CHARACTERISTICS

- ▶ **SPEED** [ AIR POWER F1 ]  
It needs 6-8 seconds to leave your hands completely dry.
- ▶ **300 NOZZLES** [ AIR POWER ]  
No need to move your hands up and down.
- ▶ **SIDE ACCES** [ AIR POWER ]  
You can insert your hands from the side, this is ideal for children or disabled people.
- ▶ **TOP HYGIENE**  
Microban system that fights the spread of bacteria.
- ▶ **TRENDY**  
Available in several attractive colours to give an original touch to your bathroom.

## PRODUCT SPECIFICATIONS

### AIR POWER

Dimensions (H x W x D)	617 x 300 x 195 mm
Weight	9.55 kg
Operation	230 volt
Power	1760 watt

## ACCESSORIES

### AIR-SCREEN

Air-Screen Mango	E104204
Air-Screen Oceano	E104206



The Air Power is not a stock item

# COMPACT AUTOCUT DISPENSER




clean white | modern black



E301101



E301102



## CHARACTERISTICS

- ▶ **NOISELESS**  
 Quieter than similar hand towel dispensers.
- ▶ **RELIABLE MECHANICAL OPERATION UNIT**  
 Works entirely without batteries and gives a smooth one-at-a-time towel presentation.
- ▶ **LOW PULL FORCE**  
 0.45 kgf.
- ▶ **EXTRA SUPPLY KNOB**
- ▶ **SPARINGLY USE OF PAPER**  
 The one-at-a-time towel presentation encourages the customer to use less paper, which benefits the environment.

## PRODUCT SPECIFICATIONS

### COMPACT AUTOCUT DISPENSER

<b>Dimensions (H x W x D )</b>	330 x 314 x 204 mm
<b>Operation</b>	manual
<b>Paper specifications</b>	max Ø 195 mm roll width 190 mm to 210 mm min core Ø 37 mm service length 230 mm

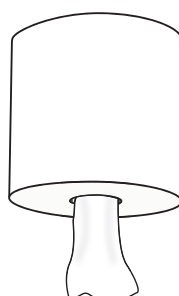
# CENTERFEED DISPENSER



clean white |



E303101



## CHARACTERISTICS

- ▶ **KEY LOCKING SYSTEM**  
 One key to open all dispensers of the EDGE family line. The Centerfeed Dispenser can easily be converted to keyless opening using the opening knob.
- ▶ **ADJUSTABLE TENSION RING**  
 To create the right tension for paper types of different thicknesses to be dispensed in a controlled way.
- ▶ **WATER AND DUST RESISTANT**  
 The Centerfeed Dispenser is water resistant to protect paper from incoming splashes of water.
- ▶ **EASY-TO-USE**  
 Transparent cover allows a quickly check of paper levels.

## PRODUCT SPECIFICATIONS

### CENTERFEED DISPENSER

<b>Dimensions (H x W x D )</b>	310 x 250 x 253 mm
<b>Operation</b>	manual
<b>Paper specifications</b>	max roll Ø 210 mm max roll height 230 mm

# MINI AND MAXI FOLDED TOWEL DISPENSER - CZ

clean white | modern black



E302101



E302102



E302111



E302112



## CHARACTERISTICS

### AVAILABLE IN 2 SIZES

The Mini Folded Towel Dispenser fits the smallest locations. The Maxi Folded Towel Dispenser allows a higher capacity.

### ONE-AT-A-TIME TOWEL PRESENTATION

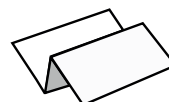
This dispenser gives a smooth one-at-a-time towel presentation. Designed to eliminate overstuffing of towels and prevent bunching and clumping.

### UNIVERSAL DISPENSER

Fits C & Z folded towels.

## PRODUCT SPECIFICATIONS

	MINI FOLDED	MAXI FOLDED
Dimensions (H x W x D)	292 x 298 x 156 mm	475 x 298 x 159 mm
Operation	manual	manual
Paper specifications	2 packs of C-fold towels 2 packs of Z-fold towels	3 packs of C-fold towels 3 packs of Z-fold towels



# TWIN COMPACT DISPENSER



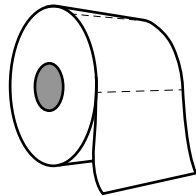
clean white | modern black



E401101



E401102



## CHARACTERISTICS

- ✔ **HIGH CAPACITY**  
Dispenser holds 2 paper rolls, fits compact and traditional rolls.
- ✔ **NON-STOP SYSTEM**  
Continuous paper availability due to the sliding panel.
- ✔ **PREVENTS WASTE**  
The sliding panel prevents stub roll waste.

## PRODUCT SPECIFICATIONS

### TWIN COMPACT DISPENSER

Dimensions (H x W x D )	210 x 324 x 146 mm
Operation	manual
Paper specifications	roll Ø 114 - 140 mm min core Ø 38 mm

# TWIN CORELESS DISPENSER



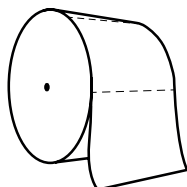
clean white | modern black



E402101



E402102



## CHARACTERISTICS

- ✔ **HIGH CAPACITY**  
Dispenser holds 2 paper rolls.
- ✔ **NON-STOP SYSTEM**  
Continuous paper availability due to the sliding panel.
- ✔ **CAPTIVE SYSTEM**  
Roll has no core.
- ✔ **NO WASTE**  
No core means no waste.

## PRODUCT SPECIFICATIONS

### TWIN CORELESS DISPENSER

Dimensions (H x W x D )	210 x 324 x 146 mm
Operation	manual
Paper specifications	roll Ø 114 - 140 mm no core



# TWIN TUBE DISPENSER



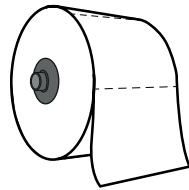
clean white | modern black



E403101



E403102



## CHARACTERISTICS

- ✔ **HIGH CAPACITY**  
Dispenser holds 2 paper rolls, fits tube rolls.
- ✔ **NON-STOP SYSTEM**  
Continuous paper availability, top roll automatically drops down when bottom roll has completely been used.
- ✔ **PAPER BREAK**  
Prevents the roll from over-spinning and wasting paper.
- ✔ **CAPTIVE SYSTEM**  
Each roll has plastic inserts to fit the dispenser.

## PRODUCT SPECIFICATIONS

### TWIN TUBE DISPENSER

Dimensions (H x W x D)	270 x 150 x 165 mm
Operation	manual
Paper specifications	roll Ø 114 - 140 mm core with plastic inserts

# MINI JUMBO DISPENSER



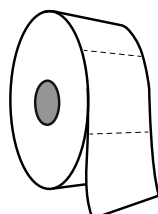
clean white | modern black



E404101



E404102



## CHARACTERISTICS

- ✔ **MULTI-DIRECTIONAL TEARING**  
Paper can be torn off in any direction.
- ✔ **HIGH CAPACITY**  
Fits mini jumbo rolls.

## PRODUCT SPECIFICATIONS

### MINI JUMBO DISPENSER

Dimensions (H x W x D)	305 x 260 x 143 mm
Operation	manual
Paper specifications	max roll Ø 228 mm min core Ø 60 mm

# TOILET SEAT CLEANER DISPENSER



clean white | modern black



E501101



E501102

## CHARACTERISTICS

- LOCK OUT SYSTEM**  
 Only EDGE Toilet Seat Cleaner Refills will fit the Toilet Seat Cleaner Dispenser.
- LOW COST-IN-USE**  
 Up to 2,500 sprays per 1 l refill.
- IMPROVED HYGIENE**  
 The design avoids spray residues on the dispenser. Every refill has a new pump, preventing mess, clogs and leaks.

## PRODUCT SPECIFICATIONS

### TOILET SEAT CLEANER DISPENSER

Dimensions (H x W x D)	263 x 119 x 104 mm
Operation	manual
Volume	1 l cartridge

## REFILLS

### 4 x 1 L CARTRIDGE

Toilet Seat Spray E501201



# URINAL & TOILET AUTOCLEAN DISPENSER



clean white | modern black



E502101



E502102

## CHARACTERISTICS

- DOUBLE FUNCTION**  
 Cleans toilets and urinals while providing a clean fresh scent for the restroom.
- FEATURES**  
 Low battery and refill finished signal.
- BOOSTER FAN**  
 For more fragrance effect.
- ADJUSTABLE SERVICE TIME**  
 30/60/90 days of use.
- LOW COST-IN-USE**  
 Up to 3,000 shots per 610 ml refill.

## PRODUCT SPECIFICATIONS

### URINAL & TOILET AUTOCLEAN DISPENSER

Dimensions (H x W x D)	231 x 106 x 137 mm
Operation	2 x LR20 D-cell alkaline batteries
Volume	610 ml cartridge

## REFILLS

### 6 x 610 ML CARTRIDGE

Fruit Burst	E502201
Citrus Power	E502202
Orange Inspiration	E502203



# TOILET BRUSH & CLOSED HOLDER



clean white | modern black



E503101



E503102

## CHARACTERISTICS

- EASY TO INSTALL**  
 The Toilet Brush & Closed Holder can be used free standing or wall mounted.
- REMOVABLE DRIPTRAY**  
 The patented, plastic drip tray can be removed easily from the holder and ensures an easy dispose of unhygienic leakage water.
- RIM CLEANER**  
 A special set of bristles reaches far under the bowl rim to get to the deepest, dirtiest parts of the bowl.
- SPARE PARTS**  
 It's easy to replace the Drip Tray or Toilet Brush.

## PRODUCT SPECIFICATIONS

### TOILET BRUSH & CLOSED HOLDER

Dimensions (H x W x D) 233 x 130 x 130 mm

Operation manual

## ACCESSORIES

	CLEAN WHITE	MODERN BLACK
Toilet Brush	E503311	E503312
Drip Tray (Transparent)	E503313	E503313



# BIOBIN LADYCARE

## 13 l - 6.5 l



clean white | modern black



13 l

E601111

6 x Base  
6 x Cartridge



E601211

6 x 12  
Cartridge



13 l


E601112

6 x Base  
6 x Cartridge



E601212

6 x 12  
Cartridge



6.5 l

E601112

6 x Base  
6 x Cartridge



E601201

6 x 12  
Cartridge



6.5 l

E601102

6 x Base  
6 x Cartridge



E601202

6 x 12  
Cartridge

### CHARACTERISTICS

- ▶ **DESIGN**  
Streamlined, smart design.
- ▶ **EASY TO INSTALL**  
The Biobin Ladycare can stand alone using the base plinth or can be mounted on the wall.
- ▶ **CARTRIDGES**  
Self-deodorizing sanitary cartridges seal-in sanitary waste.
- ▶ **CARBON FOOTPRINT**  
The Biobin Ladycare has been awarded the Carbon Footprint Accreditation for its design, environmental impact and biodegradability.



### PRODUCT SPECIFICATIONS

	BIOBIN LADYCARE 13 L	BIOBIN LADYCARE 6.5L
Dimensions (H x W x D)	650 x 160 x 160 mm	450 x 160 x 160 mm
Volume	13 l	6.5 l

### ACCESSORIES

	CLEAN WHITE	MODERN BLACK
Automatic Sensor	E601301	E601302
Battery	E601305	E601305
Base Plinth	E601311	E601312
Foot Pedal - 13 l	E601331	E601332



# HYGIENE BAG DISPENSER



clean white | modern black



E603101



E603102



## REFILLS

50 CARRIDGES x 30 BAGS

Hygiene Bag Refill E603201

## CHARACTERISTICS

- EASY TO INSTALL**  
 Can easily be mounted on the wall with screws or with double sided tape.
- HYGIENICAL SOLUTION**  
 The use of hygiene bags prevents bad odors.

## PRODUCT SPECIFICATIONS

### HYGIENE BAG DISPENSER

Dimensions (H x W x D) 138 x 95 x 21 mm  
 Weight 0.10 kg

# WASTE BIN 23 l



clean white | modern black



23l

E602101



23l

E602102

## CHARACTERISTICS

- EASY TO INSTALL**  
 This universal Waste Bin can be used free standing or wall mounted.
- NO LOOK IN**  
 The special design of the lid conceals the content of the Waste Bin and makes touch-free disposal possible.

## PRODUCT SPECIFICATIONS

### WASTE BIN

Dimensions (H x W x D) 550 x 330 x 220 mm  
 Operation manual touch free  
 Volume 23 l

## MINI WASTE BIN : 6L

clean white | modern black



6l

E602121



6l

E602122

## MIDI WASTE BIN : 25L

clean white | modern black



25l

E602131



25l

E602132

## MAXI WASTE BIN : 50L

clean white | modern black



50l

E602141



50l

E602142

# EDGE AIR 30

- Tower Air Freshener + Air Solid Dispenser
- Urinal Screen Anti-Splash Protector Shield
- Toilet Clip Air Freshener



- Optimal fragrance and color experience in your washroom.
- No expensive investment and easy to install.
- Same fragrance experience for every washroom application.
- No batteries and eco-friendly.

## THE PERFECT FRAGRANCE MATCH

HERBAL MINT



MANGO CITRUS



OCEAN MIST



# EDGE AIR CONCEPT

- Air Solid Refills + Air Solid Dispenser
- Urinal Screen Anti-Splash Protector Shield
- Toilet Clip Air Freshener



- Optimal fragrance and color experience in your washroom.
- No expensive investment and easy to install.
- Same fragrance experience for every washroom application.
- No batteries and eco-friendly.

## THE PERFECT FRAGRANCE MATCH

HERBAL MINT




MANGO CITRUS



OCEAN MIST



# EDGE 30 PASSIVE AIR SYSTEMS



## URINAL SCREEN ANTI-SPLASH PROTECTOR SHIELD

The Anti-Splash Protector Shield neutralizes odors and delivers a powerful, consistent freshness. The revolutionary design features longer protrusions on top which have an anti-splash effect that has never been seen before. Therefore, less cleaning time is required. The Shield is flexible in order to fit every urinal.

**5 x 2 PER CARTON**



## TOILET CLIP AIR FRESHENER

The Toilet Clip Air Freshener fits most standard toilets or can be used in places that need a simple odor solution. By hanging the Toilet Clip on the outside of the toilet bowl, it gradually releases fragrance.

**10 x 1 PER CARTON**



## TOWER AIR FRESHENER

The Tower Air Freshener neutralizes odors and releases a premium fragrance. The Tower Air Freshener doesn't need batteries. The materials used cannot break nor spill fragrance and are eco-friendly. By using the Air Solid Dispenser, you can hang or place the tower anywhere you want.

**12 x 1 PER CARTON**



## DIAMOND AIR FRESHENER

The Diamond Air Freshener delivers a powerful, consistent fragrance in areas that need a simple odor solution. Each Diamond comes with a holder that allows maximum versatility and makes it possible to hang it in the most discrete places.

**10 x 1 PER CARTON**



# EDGE BIO-ENZYMATIC AUTO BOWL MAINTAINER



## CHARACTERISTICS

By placing the Bio-Enzymatic Auto Bowl Maintainer on the bottom of your toilet water tank, you will keep your toilet clean and fresh for up to 1200 flushes. The Auto Bowl Maintainer removes toilet stains, bad odors and can depose organic compounds into drainpipes. The Auto Bowl Maintainer works with natural bacteria and is 100% biodegradable. It is easy to install, doesn't need batteries and requires low maintenance. The Auto Bowl Maintainer leaves a visually blue, clean and hygienic effect in the toilet bowl every time you flush.

## PRODUCT SPECIFICATIONS

12 x 200 GR BOWL

E503001

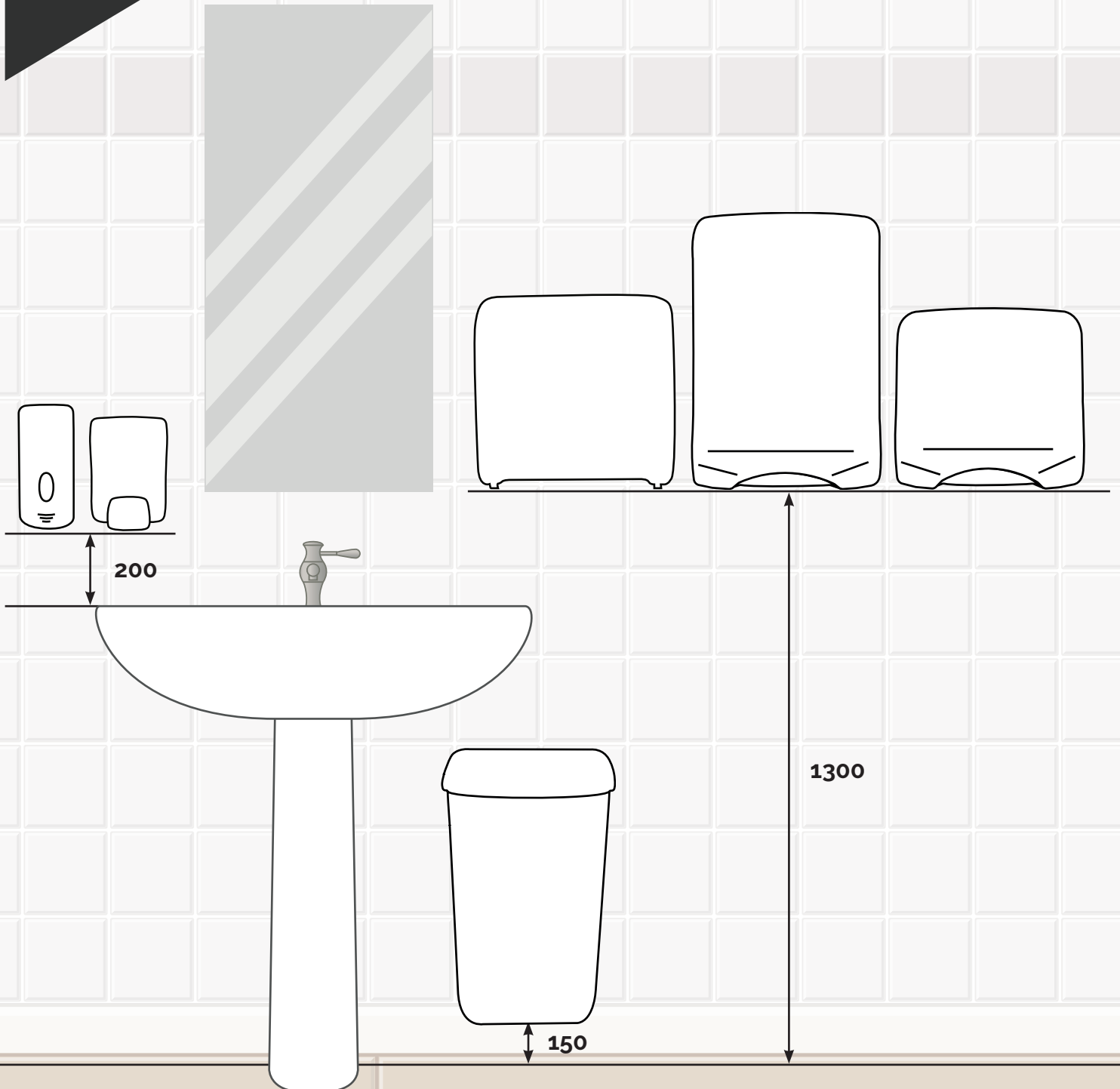
☆☆☆☆	☆☆☆☆	☆☆☆☆	☆☆☆	☆☆	☆☆	☆	☆
Herbal Mint	Lemon	Super Lime	Cucumber Melon	Mango	Apple	Pine	Ocean Mist
E701009	E701003	E701008	E701005	E701004	E701001	E701007	E701006
E705009	E705003	E705008	E705005	E705004	E705001	E705007	E705006
E102259	E102253	E102258	E102255	E102254	E102251	E102257	E102256
E103003	E103008	E103005	E103004	E103001	E103007	E103006	E103006

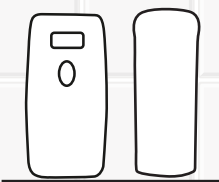
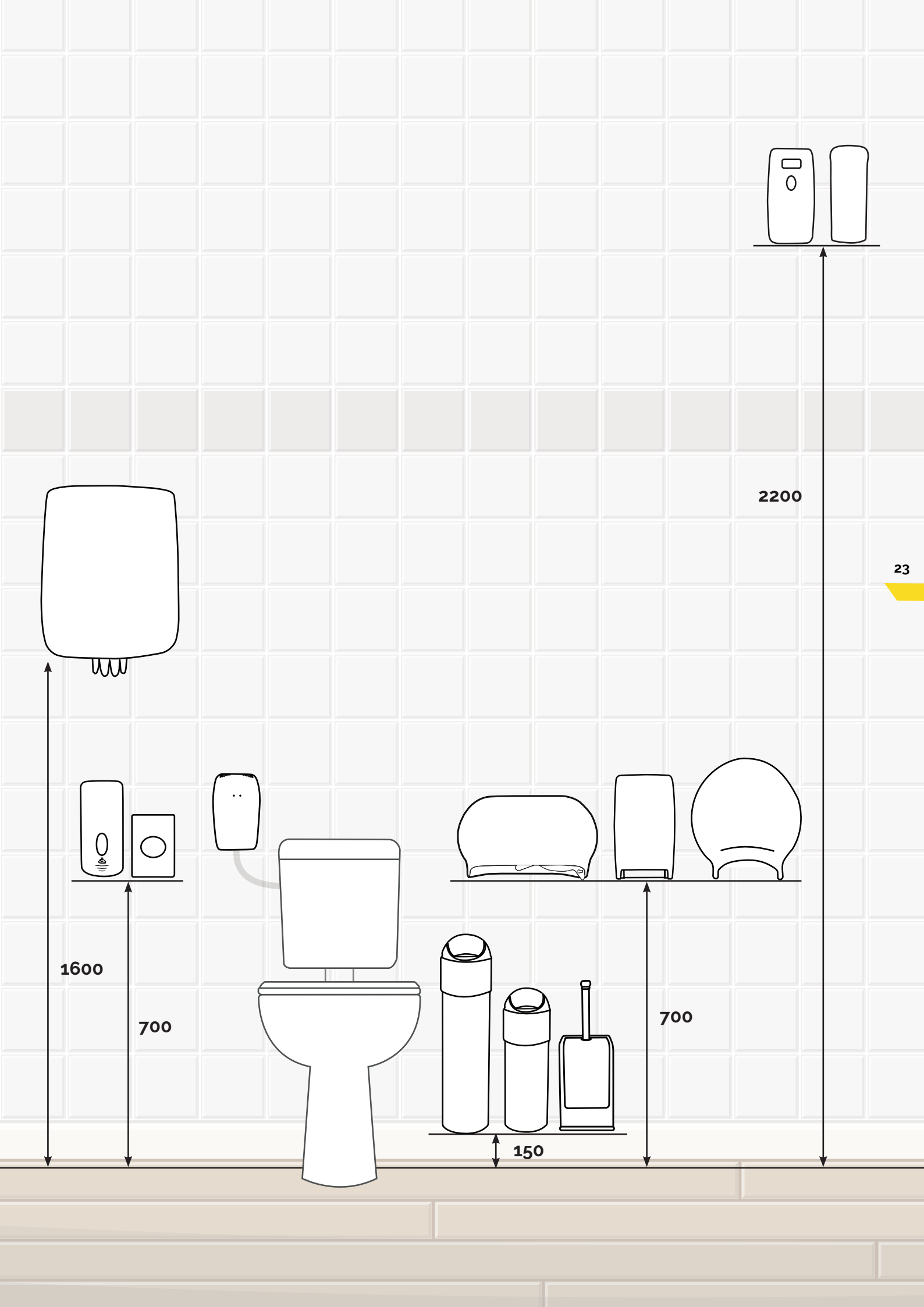
# INSTALLATION INSTRUCTIONS




dimensions in mm

22

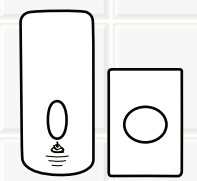




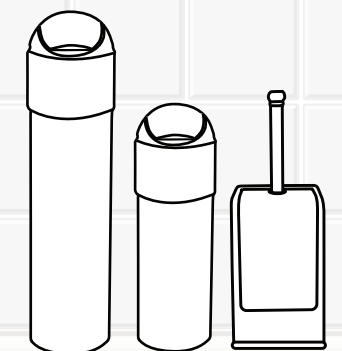

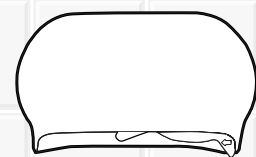
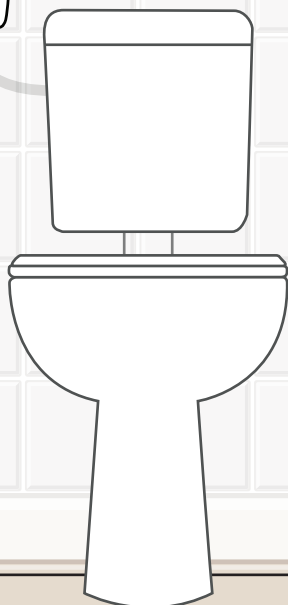
2200



1600



700



150



700

# EDGE

DISPENSERS

**PIAZZA**

Vlimmersebaan 136 – Unit 6  
2275 Wechelderzande

Tel: +32 (0)3 366 25 45  
Mail: [sales@piazza.be](mailto:sales@piazza.be)  
Web: [www.piazza.be](http://www.piazza.be)

YOUR SUPPLIER