

**ANGEL'S PUBLIC
SCHOOL WISHES
YOU
A
HAPPY NEW YEAR 2024**

*Happy
Holidays*



HOLIDAY HOMEWORK

Dear Parents,

The vacations are back again. It is the time to bond and spend quality time with your family and stay warm in this winter season. While you do so, also make it a point to share your childhood stories with them and keep those beautiful eyes away from electronic gadgets as much as possible. Along with creating memories do take out time for these fun holiday activities to keep them mentally active and curious.



Instructions:

1. Parents are requested to encourage their ward to do the homework independently. Original drawings/ illustrations and creative use of material, wherever required, will be appreciated.
2. The Holiday Homework has been designed not to burden the children with too many assignments and encourage practical learning and creative exhibition of their skills; thus providing ample time to students for leisure activities as well.
3. Worksheets should be done neatly.
4. Devote a fixed amount of time to your homework every day, so that it does not pile up.
5. All homework must be submitted by **Monday, January 8, 2024** to the respective teachers. All assignments are to be done in the school assignment file or as instructed.
6. The project assignment must be completed independently by the students; parents may provide assistance only wherever necessary.



ANGEL'S PUBLIC SCHOOL

CLASS – I HOLIDAY HOMEWORK FOR WINTER VACATIONS SESSION 2023 – 24

SUBJECTS	SYLLABUS	
English	<p>'Let get poppin' with adjectives ! Make a 'Popcorn Box' of adjectives (12 to 15). (Picture is given for the reference)</p>	 <p>[ATTACHMENT – I]</p>
Hindi	Worksheet Attached. [ATTACHMENT – II]	
Maths	<p>Make a 'clock' with the help of paper plate and colourful sheets. (Picture is given for the reference)</p>	 <p>[ATTACHMENT – III]</p>
EVS	<p>Make a chart of 'Traffic Lights' (by using balls of Red, Yellow and green colours)</p>	



[WORKSHEET ATTACHMENT – I]

See The Picture And Describe

Suggestions: A picture needs to be discussed. Allow the children to join the dots and colour the picture. Then, ask them to fill in the blanks with words given in the clouds.

Describing words describe the size, colour, shape and other features of naming words.



bones dog brown
pet play

This is a
This is my dog.
This dog has a coat.
Dogs eat
I with him in the garden.

B.



butterfly two pink

This is a
It has big wings.
It has wings.

C.



elephant two
long strong

This is an
It has ears.
It has a trunk.
Elephants are animals.

[WORKSHEET ATTACHMENT - II]

प्र रंगीन शब्दों के लिंग बदलकर वाक्यों को दोबारा लिखिए-

(क) गाय घास खाती है।

(ख) लड़का भाग रहा है।

(ग) माली फूल तोड़ रहा है।

(घ) डिब्बा पानी में डूब गया।

(ङ) चिड़ा पानी पी रहा है।

(च) बेटा घर आ गया।

(छ) नौकर घर साफ़ करता है।

प्र यहल अपने परिवार के लोगों से आपको मिलवा रहा है। आप तसवीर देखकर स्त्रीलिंग और पुल्लिंग शब्दों को अलग-अलग करके लिखिए-



स्त्रीलिंग

.....
.....
.....

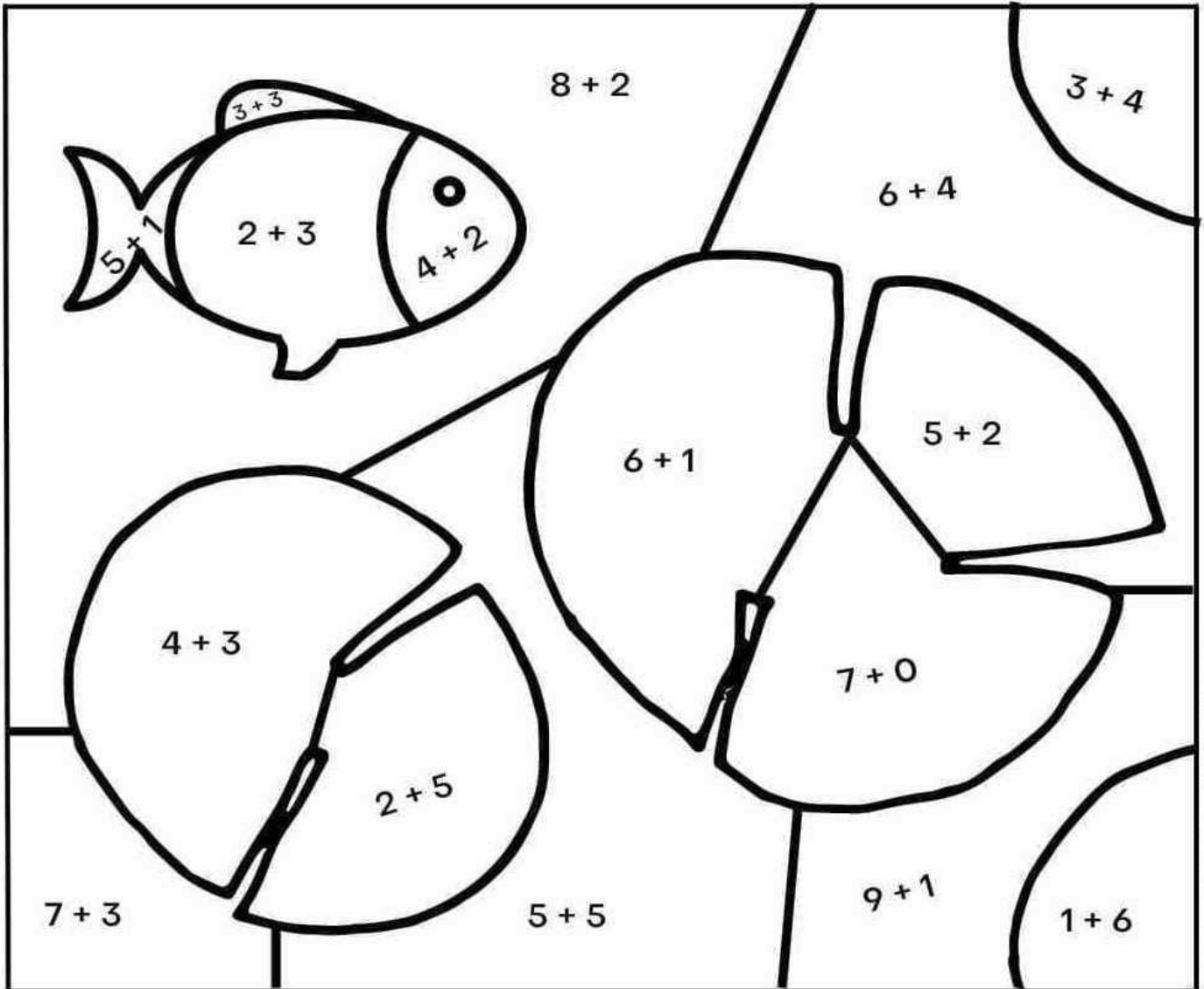
पुल्लिंग

.....
.....
.....

[WORKSHEET ATTACHMENT - III]

Addition

Color by Number



Directions:

1. Pick an addition problem to solve.
2. Then color in the section using the key below.
3. Repeat until each problem is solved and section is colored.

