



**ANGEL'S PUBLIC  
SCHOOL WISHES  
YOU  
A  
HAPPY NEW YEAR 2024**

*Happy  
Holidays*



# HOLIDAY HOMEWORK

## **Dear Parents,**

The vacations are back again. It is the time to bond and spend quality time with your family and stay warm in this winter season. While you do so, also make it a point to share your childhood stories with them and keep those beautiful eyes away from electronic gadgets as much as possible. Along with creating memories do take out time for these fun holiday activities to keep them mentally active and curious.

## **Instructions:**

1. Parents are requested to encourage their ward to do the homework independently. Original drawings/ illustrations and creative use of material, wherever required, will be appreciated.
2. The Holiday Homework has been designed not to burden the children with too many assignments and encourage practical learning and creative exhibition of their skills; thus providing ample time to students for leisure activities as well.
3. Worksheets should be done neatly.
4. Devote a fixed amount of time to your homework every day, so that it does not pile up.
5. All homework must be submitted by **Monday, January 8, 2024** to the respective teachers. All assignments are to be done in the school assignment file or as instructed.
6. The project assignment must be completed independently by the students; parents may provide assistance only wherever necessary.



# ANGEL'S PUBLIC SCHOOL

CLASS – II HOLIDAY HOMEWORK FOR WINTER VACATIONS SESSION 2023 – 24

| SUBJECTS | SYLLABUS  |
|----------|---|
| English  | (1) Complete the given worksheet. [ATTACHMENT–I]  |
|          | (2) Complete the given worksheet. [ATTACHMENT – II (a),(b)]   |
| Hindi    | (1) Complete the given worksheet. [ATTACHMENT–III (a),(b)]  |
|          | (2) Complete the given worksheet. [ATTACHMENT –IV]  |
|          | (3) (क) 1 पेड़ का चित्र बनाकर उससे मिनले वाले पाँच लाभ लिखे ।<br>(ख) एक पेड़ को उगाने के लिए किन – किन चीजों की आवश्यकता होती है । कोई पाँच चीजें लिखकर उनके चित्र बनाएं ।(In your assignment file) |
| Maths    | (1) Complete the given worksheet. [ATTACHMENT–V (a),(b)]  |
|          | (2) Complete the given worksheet. [ATTACHMENT–VI]   |
|          | (3) Learn and write the tables from 9 to 13.(In your assignment file)   |
| EVS      | (1) Complete the given worksheet. [ATTACHMENT–VII (a), (b)]   |
|          | (2) Make a working model to show the directions (east, west, north, south) (Refer the given picture)  |



[ ATTACHMENT - I ]

# ADJECTIVE MAZE

Help the race cars get to the finish line.  
Draw a line through all the adjectives.

**start**



yellow



blue

driving

tiny

paint

small



car

flat

tire

big

puffy

track

**finish**

fast



# [ ATTACHMENT - II ] (A)


## TWINS TOGETHER

**Antonyms** are words that mean the opposite.

Tom and Tyrone are twins, but they are quite different. The words in them are quite different, too. Match each word in Twin Tom with its opposite in Twin Tyrone. Write the letter of the opposite (antonym) on the line.

Twin Tom

Twin Tyrone











## [ ATTACHMENT – II ] (B)

1. Siddharth is describing his sister. Rearrange the letters to make **Adjectives** to describe her. *The first one is done for you.*

- |   |                  |
|---|------------------|
| 1. My LITTLEI sister's name is Radhika.           | 1. Little        |
| 2. She has got BRNOW eyes and LCKBA hair.         | 2. _____ ; _____ |
| 3. She is very YTPPRE.                            | 3. _____         |
| 4. She works hard at school and she is quite HYS. | 4. _____         |
| 5. She is NITH and not very LLTA.                 | 5. _____ ; _____ |

2. Rearrange the letters of the jumbled words to make **Adjectives**. Fill in the blanks with the Adjectives. Take the help of pictures.

- |   |   |   |
|---|---|---|
| 1. These tables are _____ . (donur)         |  |  |
| 2. This basket is _____ . (luf)             |   |   |
| 3. This boy is wearing _____ shoes. (nworb) |  |  |
| 4. Lotus is a _____ flower. (knip)          |   |   |
| 5. My aunt is _____ . (pahpy)               |  |  |
| 6. The pencil box is _____ . (tieabluf)     |   |   |
| 7. An elephant has a _____ tail. (llams)    |  |  |
| 8. The girl is running _____ . (tafs)       |   |   |

## [ ATTACHMENT - III ] (A)

ग्रिड से शरीर के अंगों के नाम खोजकर लिखें -

|     |    |    |    |    |   |    |
|-----|----|----|----|----|---|----|
| दां | त  | न  | ना | क  | त | प  |
| दि  | हा | क  | म  | स  | र | ल  |
| मा  | जा | पै | र  | का | म | ता |
| ग   | आँ | त  | ज  | न  | त | ह  |
| सा  | ख  | क  | र  | क  | फ | ज  |

(i) मुझमें भोजन पचता है



आँत

(ii) मैं सुनने में सहायता करता हूँ



(iii) मैं चलने में सहायता करता हूँ



(iv) मैं देखने में सहायक हूँ



(v) मेरा कार्य भोजन को चबाना है



(vi) मैं गंध की पहचान करता हूँ



(vii) मैं पूरे शरीर पर नियंत्रण रखता हूँ



## [ ATTACHMENT - III ] (B)

दिए गए संदेशों को समझकर पूरे वाक्य में नीचे लिखो—

|    |    |    |    |
|----|----|----|----|
| घ  | र  | के | आ  |
| स  | पा | स  | पे |
| ड़ | पौ | धे | ल  |
| गा | ओ  |    |    |



.....  
 .....



|    |    |    |     |
|----|----|----|-----|
| घ  | र  | के | आ   |
| स  | पा | स  | गं  |
| द  | गी | न  | हीं |
| फै | ला | नी | चा  |
| हि | ए  |    |     |

.....  
 .....

|     |    |    |      |
|-----|----|----|------|
| प   | शु | प  | क्षि |
| यों | को | प  | रे   |
| शा  | न  | न  | हीं  |
| क   | र  | ना | चा   |
| हि  | ए  |    |      |

.....  
 .....





## [ ATTACHMENT - IV ]

**Learning Outcome :** छात्र एकवचन- बहुवचन के पाठ को स्मरण करते हुए चित्रों के बहुवचन ढूँढ सकेंगे ।  
बाहर गोलों में लिखे शब्दों के बहुवचन ढूँढो:

The word search puzzle features a central grid of letters. The words to be found are circled in orange and placed around the grid. The words are: लड़का, परी, पत्ता, मेज़, पेंसिल, साइकिल, टॉफी, बस्ता, and किताब. The grid contains the following letters:

|      |     |     |     |    |     |   |      |
|------|-----|-----|-----|----|-----|---|------|
| प    | रि  | याँ | आ   | ई  | ऊ   | ब | स्ते |
| त्ते | आ   | ए   | कि  | ता | बें | ई | ऊ    |
| ख    | पें | ध   | फ   | झ  | थ   | ष | ए    |
| ई    | सि  | आ   | थ   | ध  | ल   | इ | के   |
| ष    | लें | फ   | सा  | ष  | इ   | ख | ई    |
| ऊ    | थ   | ध   | इ   | ई  | कि  | आ | टॉ   |
| मे   | जें | आ   | कि  | ख  | याँ | फ | फ़ि  |
| ए    | ख   | ऊ   | लें | आ  | फ   | ध | याँ  |

# [ ATTACHMENT – V ] (A)

## Money

Lucy is shopping for toys. She has notes and coins with her in her purse. She has notes of Rs 20, Rs 10 and coins of Rs 5 and Rs 2. Help Lucy Find out how many of each of these notes or coins she must give to the shopkeeper to buy each of these toys.



$$\begin{array}{cccc} \text{Rs} & & \text{Rs} & & \text{Rs} & & \text{Rs} \\ \square & + & \square & + & \square & + & \square \end{array}$$

Rs 40



$$\begin{array}{ccc} \text{Rs} & & \text{Rs} & & \text{Rs} \\ \square & + & \square & + & \square \end{array}$$

Rs 25



$$\begin{array}{ccc} \text{Rs} & & \text{Rs} & & \text{Rs} \\ \square & + & \square & + & \square \end{array}$$

Rs 27

# [ ATTACHMENT – V ] (B)

## Money

Lucy is shopping for toys. She has notes and coins with her in her purse. She has notes of Rs 50, Rs 20 and coins of Rs 5 and Rs 2. Help Lucy Find out how many of each of these notes or coins she must give to the shopkeeper to buy each of these toys.



Rs 70

$$\begin{array}{c} \text{Rs} \\ \square \end{array} + \begin{array}{c} \text{Rs} \\ \square \end{array}$$



Rs 25

$$\begin{array}{c} \text{Rs} \\ \square \end{array} + \begin{array}{c} \text{Rs} \\ \square \end{array}$$




Rs 27

$$\begin{array}{c} \text{Rs} \\ \square \end{array} + \begin{array}{c} \text{Rs} \\ \square \end{array} + \begin{array}{c} \text{Rs} \\ \square \end{array}$$

# [ ATTACHMENT - VI ]

## FUN ACTIVITY

In the picture given below, a number of lines of each kind are drawn. Fill in the blanks with correct kind of lines.




Horizontal =

Vertical =

Slant =

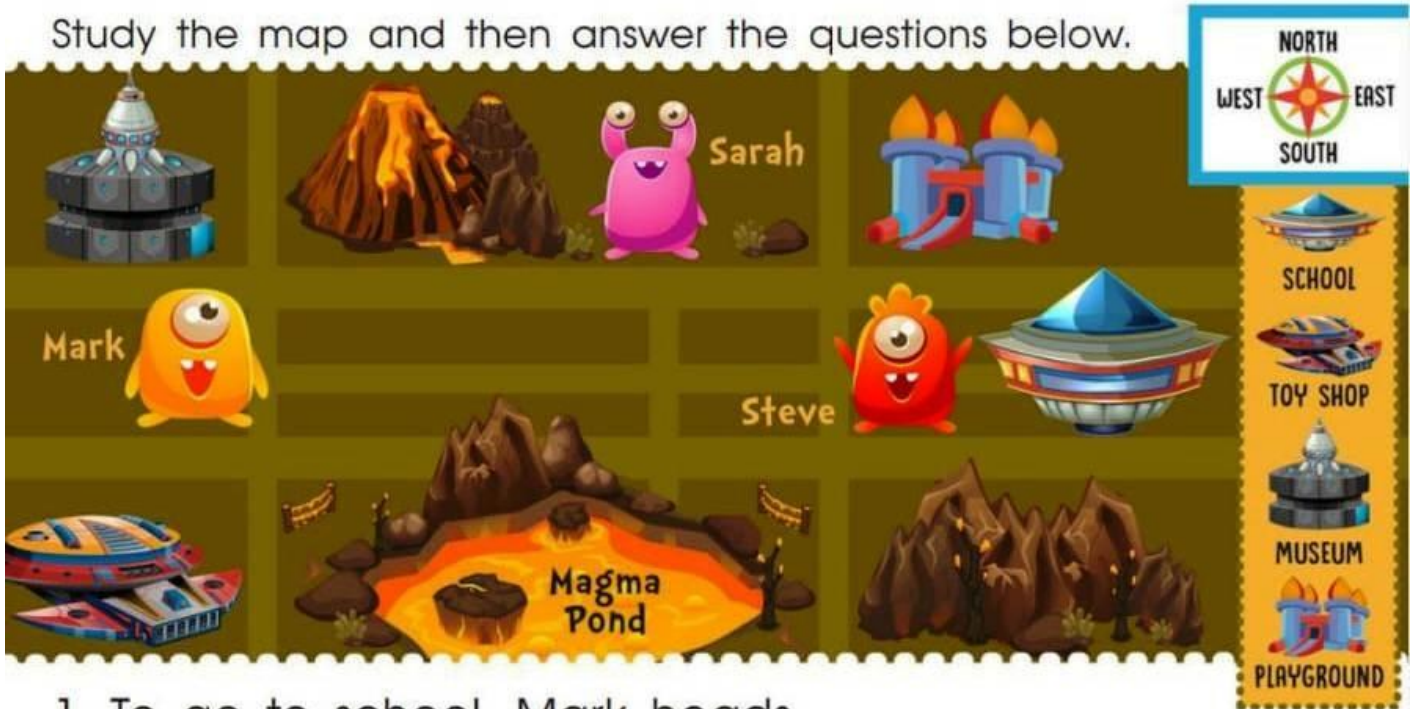
Name the shapes of the objects given below:



# [ ATTACHMENT – VII ] (A)

## ALIEN CITY MAP: CARDINAL DIRECTIONS

Study the map and then answer the questions below.



1. To go to school, Mark heads \_\_\_\_\_.

NORTH     SOUTH     EAST     WEST

2. Sarah goes \_\_\_\_\_ to go to Magma Pond.

NORTH     SOUTH     EAST     WEST

3. Steve heads \_\_\_\_\_ to play at the playground.

NORTH     SOUTH     EAST     WEST

4. To go to Spaceship Museum, Sarah goes \_\_\_\_\_.

NORTH     SOUTH     EAST     WEST

# [ ATTACHMENT – VII ] (B)

## Cardinal Directions: Vampire Land

Look at the compass rose.



Now, look at the pictures. In what directions of Count Dracula are these things? Circle the correct answer.

|                     |       |       |
|---------------------|-------|-------|
| Dracula's castle is | East  | North |
| The spider is       | South | West  |
| The bat is          | West  | North |
| The coffin is       | East  | South |