



ANGEL'S PUBLIC SCHOOL
CLASS - L K G

Dear Parents,
Season's Greetings!

Winter vacations are synonymous to fun, frolic, getting up late in the morning, eating/drinking hot things, going for picnic, exploring new places and watching fun filled shows on television. And to make these vacations even more interesting, here is creative and fun filled HO-HO-HO Holiday Homework for our little munchkins.

The Holiday Homework has been specially designed to strengthen the concepts and to ensure maximum participation in the child's developmental plan that would help to build senses, enrich vocabulary, enhance creativity and thinking skills.



Instructions –

- 1. Do not rush to complete all the homework in one go.**
- 2. Enjoy the worksheets. Take your time to finish them.**
- 3. Try to do all your assignments on your own.**
- 4. Take help from parents only when absolutely necessary.**
- 5. Enjoy your holidays.**
- 6. Stay safe and be good.**

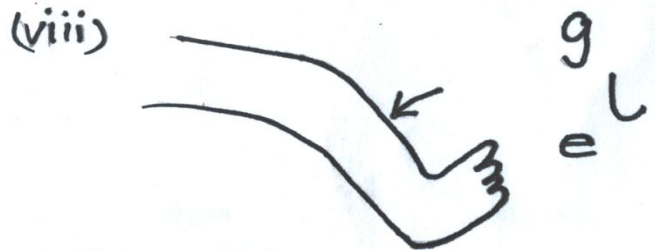
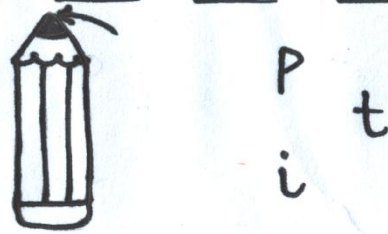
We are looking forward to welcome blooming buds back to school after rejuvenating holidays with smiling faces and joy in their hearts. Angel's family wishes you the best of holidays and a very Happy and Prosperous New Year 2024.



**Happy
Holidays**









WORKSHEET NUMBER - 01

CVC WORDS



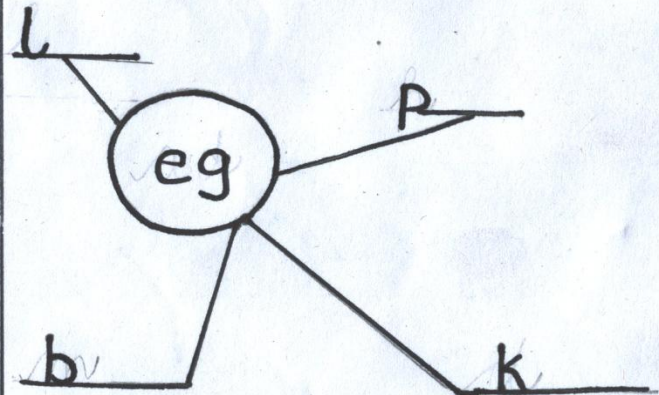
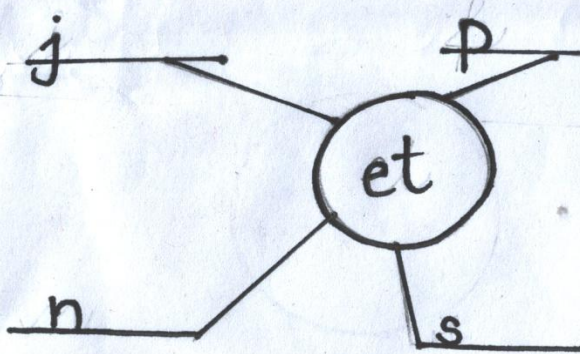
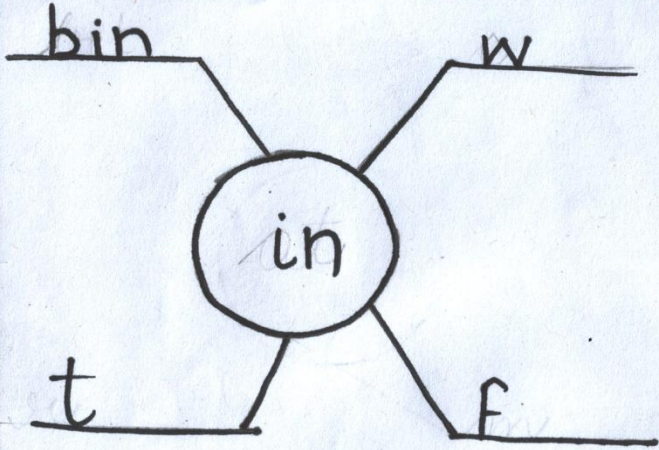
WORKSHEET NUMBER - 02

FILL IN THE MISSING UPPER OR LOWER CASE LETTERS :->







WORKSHEET NUMBER - 03

WORD BUILDING

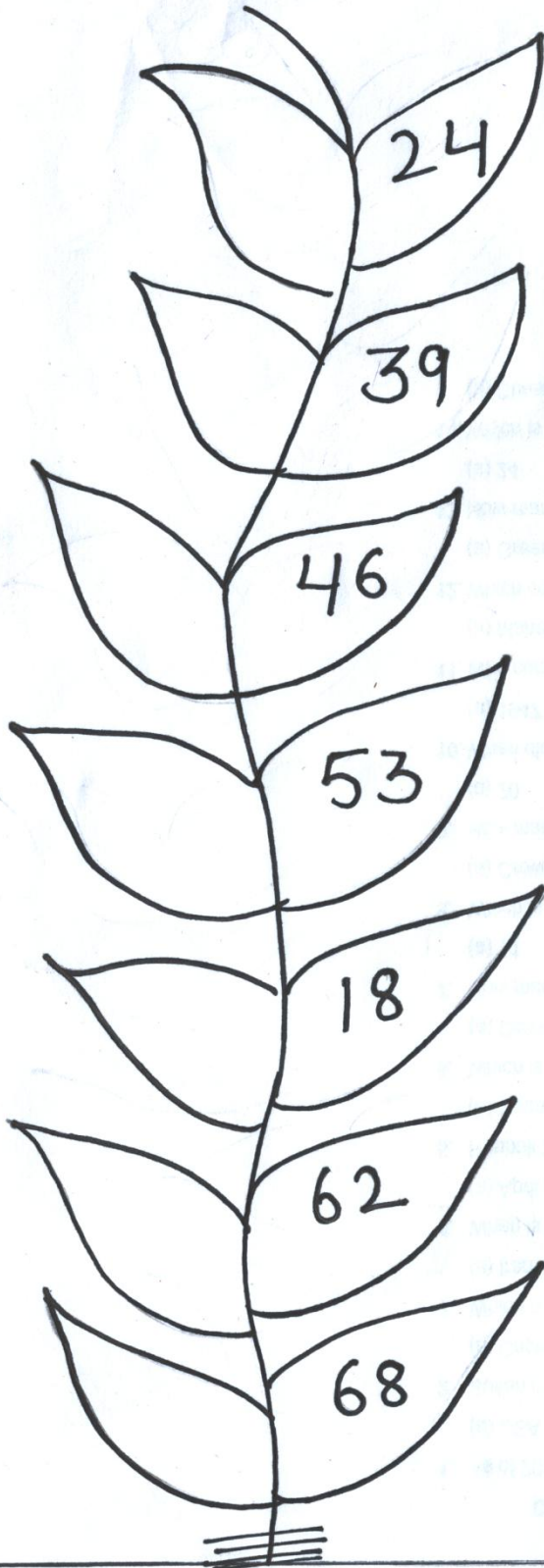


CVC EXPRESS

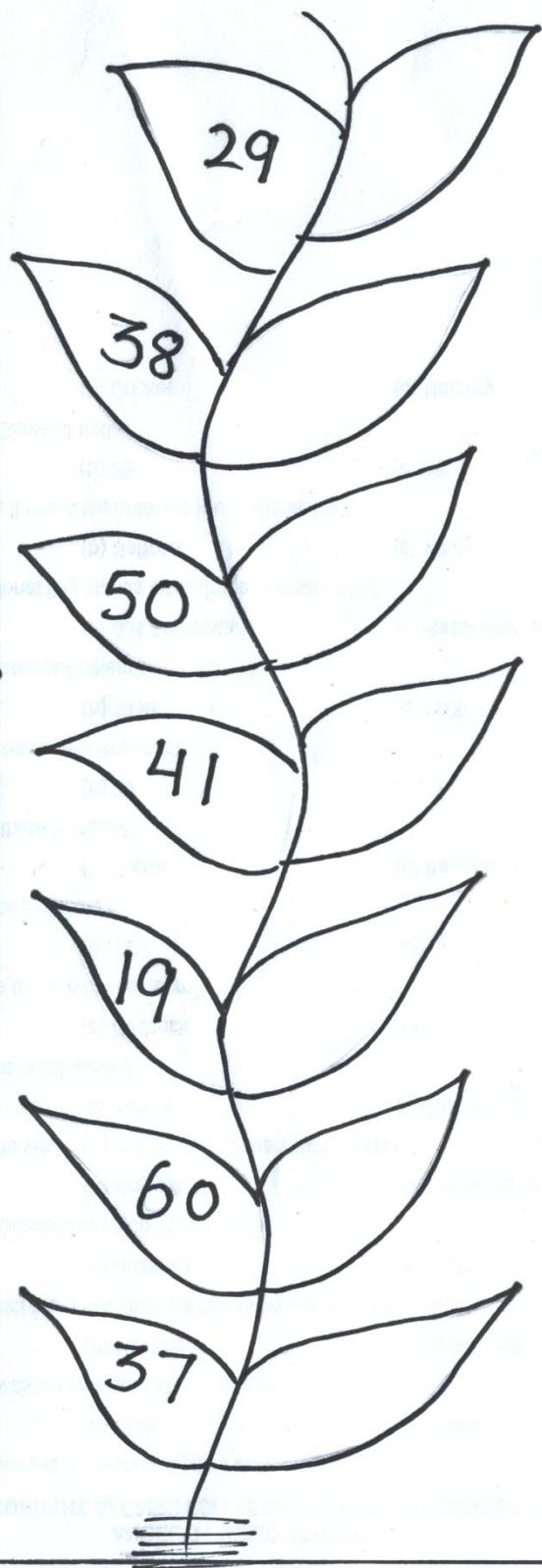
	<input type="text"/>	<input type="text"/>	<input type="text"/>
	<input type="text"/>	<input type="text"/>	<input type="text"/>
	<input type="text"/>	<input type="text"/>	<input type="text"/>
	<input type="text"/>	<input type="text"/>	<input type="text"/>

WORKSHEET NUMBER - 04

What Comes Before: →








What Comes After: →



WORKSHEET NUMBER - 05

DRAW AND COLOUR THE OBJECTS ACCORDING TO
THE NUMBER



WORKSHEET NUMBER - 06

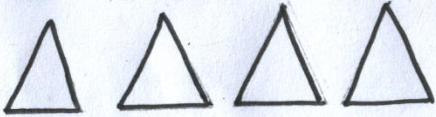
LOOK AT THE PICTURE AND DRAW ONE LINE
(1) FOR EACH:→



→ | | |



→



→



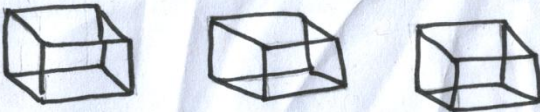
→



→




→



→



→



→



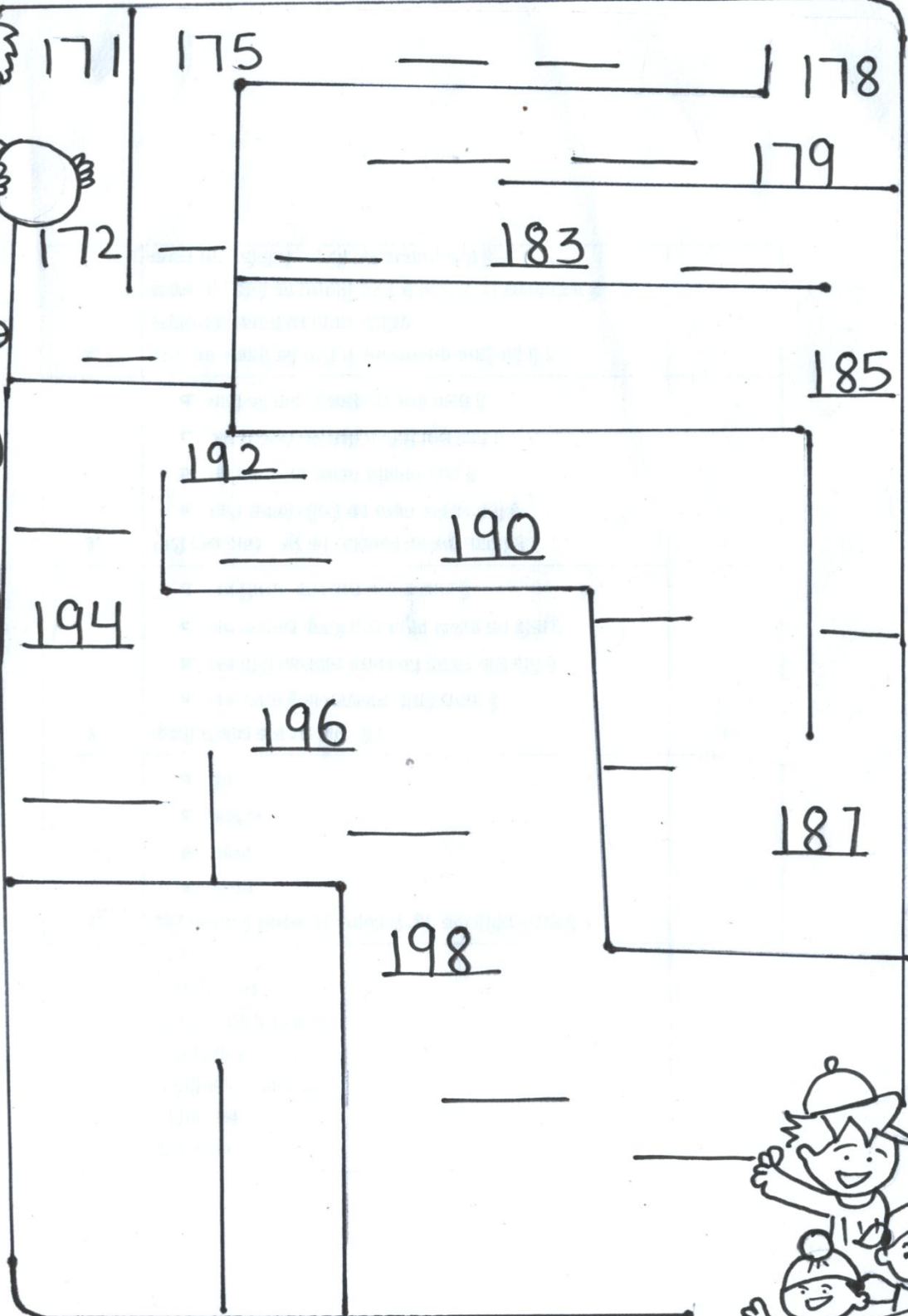
→

WORKSHEET NUMBER - 07

Take Saif to his friends :->




Saif




WORKSHEET NUMBER - 08


Write Number Names :->




1.




2.






3



4




5



WORKSHEET NUMBER - 09

क से ह तक खाली स्थान भरो:→



क	—	—	—	—
—	—	—	—	—
—	—	—	—	—
—	—	—	—	—
—	—	—	—	—
—	—	—	—	—
—	—	—	—	—
—	—	—	—	—

Handwritten signature or mark.

WORKSHEET NUMBER - 10

चित्र पहचानकर सही अक्षर पर (✓)
लगाओ :->


(i)



त

क

(ii)



म

र


(iii)



फ

ट

(iv)



छ

ध

(v)



व

श

(vi)



थ

ग

WORKSHEET NUMBER - 11

चित्र देखकर पहला अक्षर लिखो और रंग भरो :->

