

**ANGEL'S PUBLIC
SCHOOL WISHES
YOU
A
HAPPY NEW YEAR 2024**

*Happy
Holidays*



HOLIDAY HOMEWORK

Dear Parents,

The vacations are back again. It is the time to bond and spend quality time with your family and stay warm in this winter season. While you do so, also make it a point to share your childhood stories with them and keep those beautiful eyes away from electronic gadgets as much as possible. Along with creating memories do take out time for these fun holiday activities to keep them mentally active and curious.













Instructions:

1. Parents are requested to encourage their ward to do the homework independently. Original drawings/ illustrations and creative use of material, wherever required, will be appreciated.
2. The Holiday Homework has been designed not to burden the children with too many assignments and encourage practical learning and creative exhibition of their skills; thus providing ample time to students for leisure activities as well.
3. Worksheets should be done neatly.
4. Devote a fixed amount of time to your homework every day, so that it does not pile up.
5. All homework must be submitted by **Monday, January 8, 2024** to the respective teachers. All assignments are to be done in the school assignment file
or as instructed.
6. The project assignment must be completed independently by the students; parents may provide assistance only wherever necessary.



ANGEL'S PUBLIC SCHOOL

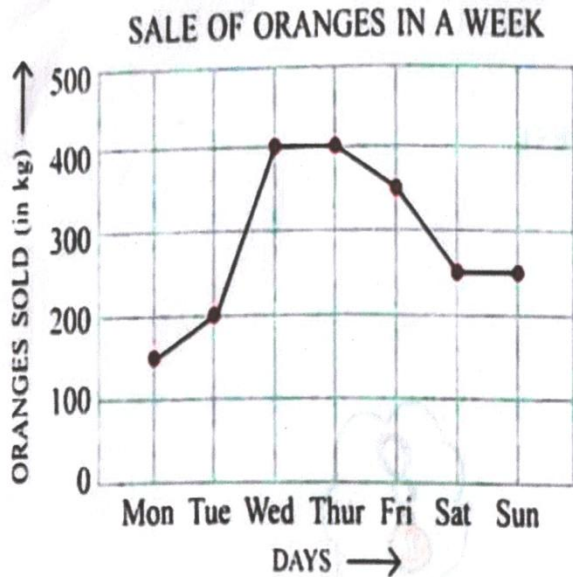
CLASS – V HOLIDAY HOMEWORK FOR WINTER VACATIONS SESSION 2023 – 24

SUBJECTS	SYLLABUS
English	Choose your favourite shape and write a beautiful and interesting poem on it. Take Page no. 98 of your English Literature book as reference.
Hindi	आपने कई शूरवीरों की, कहानियाँ सुनी होगी । उनमें से कोई एक शूरवीर की कहानी चित्र सहित लिखिए ओर उसका शीर्षक भी दीजिए ।
Maths	<p>(1) Use different face currency notes to show addition and subtraction. Page the notes in a scrap book and decorate its cover page beautifully consider the reference picture.</p> <p style="text-align: center;">How much money?</p> <p>1.  +  = _____</p> <p>2.  +  = _____</p> <p>3.  +  = _____</p> <p>4.  +  = _____</p> <p>5.  +  = _____</p> <p style="text-align: right;"></p> <p>(2) Worksheet Attached. [ATTACHMENT-I(A),(B)]</p>
Science	<p>(1) Prepare an eye catchy slogan on preventing pollution as shown below – (Picture attached).</p> <div style="text-align: right;">  </div> <p>(2) Worksheet Attached. [ATTACHMENT-II]</p>
Social Science	Imagine that a company has given you a chance to design a new vehicle eg: a mini bus. Make a model of your favourite vehicle which you want to design. Label the special parts you have designed for your new vehicle.
Art & Craft	Tri Colour Flowers.

[ATTACHMENT - I] (A)

LINE GRAPH

A. The line graph given below shows the sale of oranges during a week.

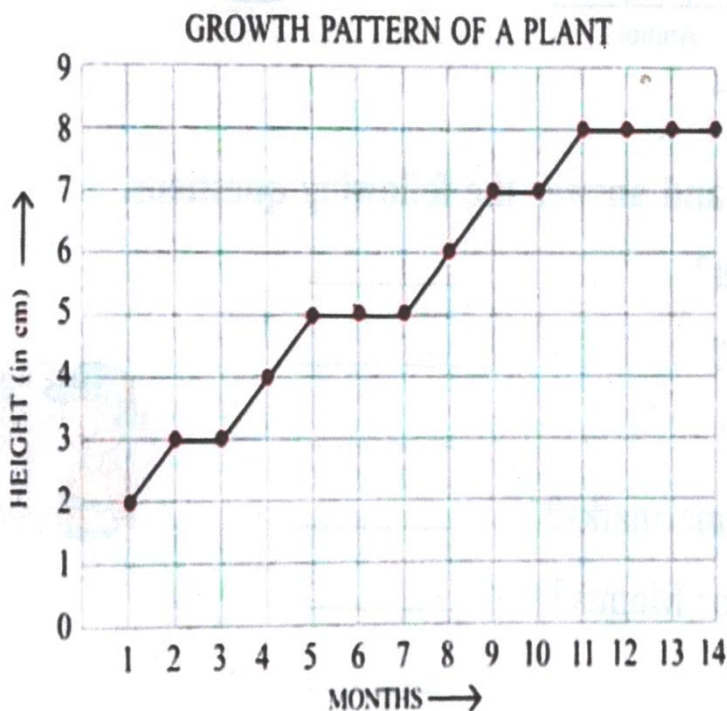


Hint:
The dots will help you!



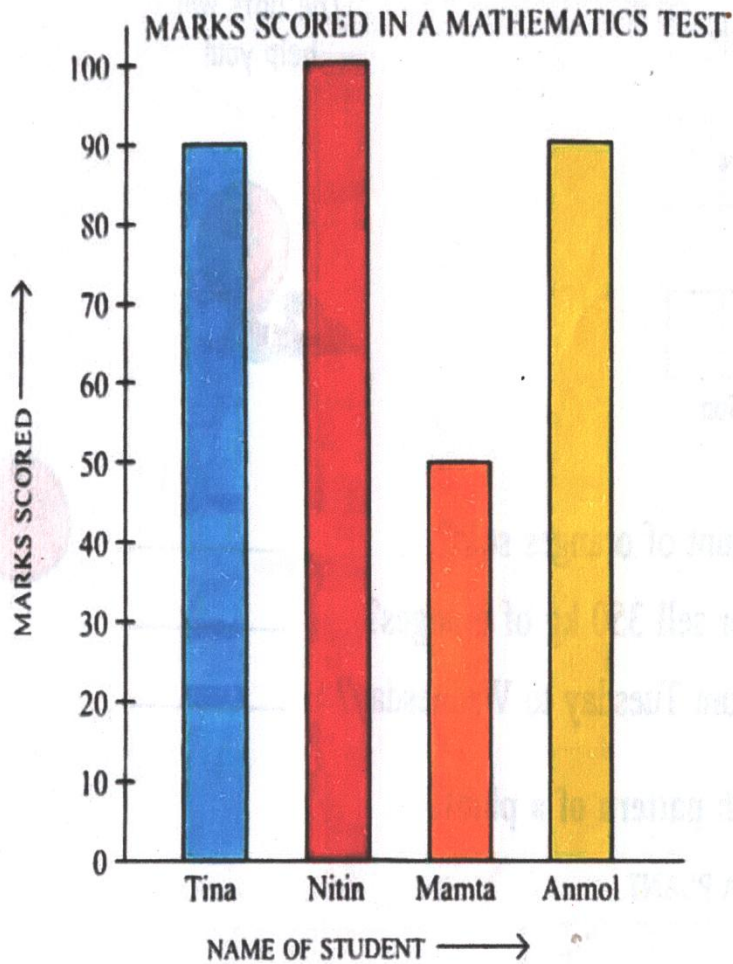
1. On which day was the least amount of oranges sold?
2. On which day did the shopkeeper sell 350 kg of oranges?
3. What was the increase in sale from Tuesday to Wednesday?

B. The line graph shows the growth pattern of a plant.



[ATTACHMENT – I] (B)

C. This bar graph shows the marks Tina, Nitin, Mamta and Anmol scored in a Mathematics Test.



Read the bar graph carefully and answer the following questions.

1. How many marks did Nitin get? _____
2. Who scored the highest marks? _____
3. Who scored the lowest marks? _____
4. Which two children got the same marks? _____
5. Who got more marks – Nitin or Mamta?
How much more? _____



[ATTACHMENT – II]

1. Given below are some Activities that we usually do. You need to identify the effect of these activities and what should be the right way To do the same.

(a) Throwing garbage outside of the bin

Effect.....

Right way to do

(b) Throwing waste bottles in the river

Effect.....

Right way to do.....

(c) Using non-pollution check vehicles

Effect.....

Right way to do.....

(d) Listening to loud music

Effect.....

Right way to do.....