

# LIFT CHAIR RECLINERS

**1M** **One-Motor:** Power Mechanism operating Seated to Full Recline to Standing Positions. 250lbs Rated.

**2M** **Two-Motor:** One Button to Operate Leg Rest and Standing Position. Second Button to Operate Back. 350lbs Rated Motor.

**P3** **P2 + Lumbar:** P2 Function PLUS Power Lumbar Press Plate

**H/M** **Heat & Massage:** Vibrating Massage with Steady, Wave & Pulse Settings. Heated Seat with High, Medium & Low Seating. Some wands feature locking mechanism.


**EXT** **Extended Leg Rest:** 3" Extension of Leg Rest when Reclined.

**General Construction:** Refer to Motion Upholstery Section for Details on Frame & Fiber Contents



**2M** **P3** **EXT**

## 216 BALLISTER



04 Gunmetal (Gray)

**Content:** 97% Polyester, 3% PU Microfiber, Glazed Microfiber Heavyweight Microfiber  
**Fabric:** Pebble Grain Effect

**Dimensions:** 35.5" W x 38.75" D x 43" H  
**Distance From Wall:** 15"  
**Mechanism:** 2 Motor Lift  
**Rating:** 350 LBS  
**Actuator:** Corded Wand w/USB  
**Frame:** Engineered Wood  
**Key Designs:** Channel Back, Sewn-In Headrest Cover

**Design cont'd:** Flared Arm Pad, Track Arm, Scoop Seat, Chaise Leg Rest. Double Needle Contrast Stitch  
**Function:** 2 Motor Lift: Leg/Lift Motor & Back Tilt Motor. P3 Recline: Power Headrest, Extended Leg Rest & Lumbar. Side Pocket. 9V Battery Backup.

**2M**

## 976 ERNESTINE



01 Slate 02 Truffle

**Content:** 100% Polyester Polyester Chenille  
**Fabric:** Slub Woven

**Dimensions:** 38" W x 38.5" D x 43" H  
**Distance From Wall:** 15"  
**Mechanism:** 2 Motor Lift  
**Rating:** 350 LBS  
**Actuator:** Corded Wand w/USB  
**Frame:** Engineered Wood

**Key Designs:** Biscuit Back, Rolled Arms (Sock Arm), Padded Chaise Leg Rest  
**Function:** 2 Motor Lift: Independent Leg/Lift & Back Rest Movements. Side Pocket. 9V Battery Backup.

**1M** **H/M**

## 853 LORREZE



05 Steel 06 Driftwood

**Content:** 100% Polyester Heavyweight Microfiber  
**Fabric:** Pebble Grain Effect

**Dimensions:** 36" W x 38" D x 42" H  
**Distance From Wall:** 18"  
**Mechanism:** 1 Motor Lift  
**Rating:** 250 LBS  
**Actuator:** Corded Wand w/USB  
**Frame:** Engineered Wood  
**Key Designs:** Bustle Back, Flared Foam Arm Pad Overlay

**Design cont'd:** Tapered Rolled Arm, Padded Chaise Leg Rest, Double Needle Contrast Stitch  
**Function:** 1 Motor Lift: Full Recline to Sitting to Standing. Heated Seats. Wave/Steady/Pulse Massage Lo/Med/High Intensities. Side Pocket. 9V Battery Backup.

**1M**

## 350 MARKRIDGE



02 Gray 02 Chocolate


**Gray:** 2% Cotton, 3% Nylon, 95% Polyester – Chenille  
**Gray Detail:** Linen Woven

**Chocolate:** 31% Polyester, 6% PU, 63% PVC – Faux Leather  
**PU Detail:** Pebble Grain Effect  
**Dimensions:** 30.5" W x 34.5" D x 40.25" H  
**Distance From Wall:** 15"  
**Mechanism:** 1 Motor Lift  
**Rating:** 250 LBS  
**Actuator:** Corded Wand w/USB

**Frame:** Engineered Wood  
**Key Designs:** Bustle Back, Rolled Arm w/Arm Pad Overlay, Chaise Leg Rest, Double Needle Contrast Stitch Detail  
**Function:** 1 Motor Lift: Full Recline to Sitting to Standing. Heated Seats. Side Pocket. 9V Battery Backup.

**2M**

## 755 MOPTON



06 Steel 07 Saddle

**08 Chocolate PU**

**Content:** 100% Polyester  
**Detail:** Pinhole Microfiber  
**Faux:** 31%PE, 6%PU, 63%PVC  
**Detail:** Pebble Grain Effect  
**Dimensions:** 38" W x 38.5" D x 43" H  
**Distance From Wall:** 17"  
**Mechanism:** 2 Motor Lift  
**Rating:** 350 LBS

**Actuator:** Corded Wand w/USB  
**Frame:** Engineered Wood  
**Key Designs:** Biscuit Back, Rolled Arms (Sock Arm), Padded Chaise Leg Rest  
**Function:** 2 Motor Lift: Independent Leg/Lift & Back Rest Movements. Side Pocket. 9V Battery Backup.

1M H/M

### 208 SAMIR



01 Coffee

**Content:** 100% Polyester Microfiber, Velvet Microfiber


**Fabric:** Pebble Grain Effect

**Dimensions:** 34.75" W x 34.5" D x 43.5" H  
**Distance From Wall:** 8"  
**Mechanism:** 1 Motor Lift  
**Rating:** 250 LBS  
**Actuator:** Corded Wand w/USB  
**Frame:** Engineered Wood  
**Key Designs:** Scalloped Back, Lumbar Pillow, Flare Pillow Arm


**Design cont'd:** Track Arm, Continuous Seat to Ottoman Chaise Leg Rest. Contrast Stitch  
**Function:** 1 Motor Lift: Full Recline to Sitting to Standing. Heated Seats. Wave/Steady/Pulse Massage Lo/Med/High Intensities. Side Pocket. 9V Battery Backup.

1M


### 471 SHADOWBOXER



02 Chocolate



03 Toast




02 Chocolate PU

**Content:** 100% Polyester  
**Detail:** Slub/Waffle Microfiber  
**Faux:** 27%PE, 6%PU, 67%PVC  
**Detail:** Pebble Grain Effect  
**Dimensions:** 35" W x 43" D x 42" H  
**Distance From Wall:** 16"  
**Mechanism:** 1 Motor Lift  
**Rating:** 250 LBS

**Actuator:** Corded Wand w/USB  
**Frame:** Engineered Wood  
**Key Designs:** Bustle Back, Rolled Arm Pillow, Chaise Leg Rest  
**Function:** 1 Motor Lift: Full Recline to Sitting to Standing. Heated Seats. Side Pocket. 9V Battery Backup.

2M

### 752 WHITEHILL



01 Coffee


**Content:** 100% Polyester Faux Leather, Glazed Microfiber  
**Fabric:** Pebble Grain & Color Tipping Effect, Heavyweight

**Dimensions:** 36.5" W x 40" D x 44" H  
**Distance From Wall:** 16"  
**Mechanism:** 2 Motor Lift  
**Rating:** 350 LBS  
**Actuator:** Corded Wand w/USB  
**Frame:** Engineered Wood


**Key Designs:** Channel Back, Padded Wings, Pillow Arms, Canted Track Arm. Scoop Seat, Full Chaise, Double Needle Stitch  
**Function:** 2 Motor Lift: Independent Leg Rest & Back Rest Movements. Side Pocket. 9V Battery Backup.

2M

### 109 YANDEL



00 Saddle



01 Black

**Content:** 100% Polyester Faux Leather, Glazed Microfiber  
**Fabric:** Pebble Grain & Color Tipping Effect

**Dimensions:** 35" W x 40" D x 44" H  
**Distance From Wall:** 16"  
**Mechanism:** 2 Motor Lift  
**Rating:** 350 LBS  
**Actuator:** Corded Wand w/USB  
**Frame:** Engineered Wood

**Key Designs:** Channel Back, Padded Wings, Pillow Arms, Canted Track Arm. Scoop Seat, Full Chaise, Double Needle Stitch  
**Function:** 2 Motor Lift: Independent Leg Rest & Back Rest Movements. Side Pocket. 9V Battery Backup.