

RECLINERS

- M** **Manual:** Manual Mechanism with Latch, Handle, or Inside Release.
- P1** **Power Recline:** Power Mechanism operating Leg Rest to Full Recline Position
- M/P** **Manual or Power Recline:** Frame comes in BOTH mechanisms.
- P2** **Power Recline + Headrest:** P1 Function PLUS Power Headrest.

- P3** **P2 + Lumbar:** P2 Function PLUS Power Lumbar Pressplate
- ZG** **Zero Gravity:** Leg Rest Reclines 4" Higher than standard Recline
- AIR** **Ashley Air Massage:** 4 Air Bladders Inflate/Deflate in Steady, Pulse & Wave for 30 minutes. Seat Heater. Auto Shutoff

- DDT** **Drop Down Table:** Center of Sofa Back Drops Down for Armrest & Cupholders.
- LED** **LED Lighting:** Colorful Lighting Strip that Lights Under the Unit
- EXT** **Extended Leg Rest:** 3" Extension of Leg Rest when Reclined.
- Transformer:** Category Name for Home Theater Sofa Seating.

- Leather:** Top Grain Leather. Either Corrected or Full Grain. Polyurethane Protected. Semi-Aniline Dyed
- BM** **Big Man Recliner:** Higher Compression Foam, Heavy Gauge Springs. Extra Sinuous Spring



116 BENDALE



Dimensions:
36" W x 41" D x 42" H
Mechanism: P3 Power
Actuator: P3 Button w/USB
Frame: Engineered Wood
Key Designs: Contour Channel Automotive Back, Scoop Seat, Track Arm w/Rounded Front Post, Jumbo Stitch

Content: 88% Polyester, 12% PU Faux/Vegan Leather, Poly/Poly
Fabric: Pebble Grain Effect

Function: P3 Recline: Power Headrest, Extended Leg Rest w/Zero Gravity, Lumbar. 2 Memory Set. USB-B & USB-C Ports. 6 LED Light Colors in Cupholders & Underneath. Storage Arms. Bluetooth Speakers w/Subwoofer. Seat Vibration. 3mm Jack.



603 BLADEWOOD



Dimensions:
33" W x 40" D x 40" H
Distance From Wall: 3"


Mechanism: Wall, Manual
Actuator: Latch Pull
Frame: Engineered Wood

Content: 95% Polyester, 5% PU Poly/Poly, Faux Leather
Fabric: Tipping Effect, Simulated Grain Effect

Key Designs: Bustle Back, Padded Wings, Pillow Arms, Radius Cut Arms, Box Seat, Full Padded Chaise Leg Rest

Function: Manual Wall Recliner with Latch Pull Actuator

Correlates with 503 Nantahala



736 BORENA



Dimensions:
37.25" W x 40" D x 44.5" H
Mech: P2 Power
Actuator: P2 Button (Arm)
Frame: Engineered Wood
Key Designs: Channel Back, Pillow Top Seat, Chaise Leg Rest, Track Arm, Exposed Wood Leg, Double Needle Stitch

Content: 100% Leather
Match Area: 26% PE, 74% PVC
Leather: Semi-Aniline, Protected, Full Grain, Top Grain

Function: P2 Power Headrest, Power Extended Leg Rest. P2 Button on Arm with USB & Wireless Charging Slot. Bluetooth Speakers (Side) with Speaker Controls on RAF Arm. Hidden Cupholders in Arm. Storage Arms.



165 BRIDGTRAIL



Dimensions:
44" W x 43" D x 45" H
Distance From Wall: 14"

Mechanism: Rocker, Manual
Actuator: Pull Handle
Frame: Engineered Wood

Content: 100% Polyester High Pile Microfiber Velvet
Fabric: Super Soft Polyester Microfiber with Strie Effect

Key Designs: Full Back, Channel Back, Pillow Arm, Full T-Cushion Pad Over Chaise.

Function: Big Man Manual Rocker Recliner. Higher Compression Foam for Extra Resiliency, Heavy Gauge Springs. Extra Sinuous Spring, Easy-Open Pull Handle



657 CAMERA TIME



Dimensions:
46" W x 43" D x 47" H
Distance From Wall: TBD
Mechanism: Wall, Manual
Actuator: Pull Handle
Frame: Engineered Wood
Key Designs: Full Back, Channel Back, Rolled Arm, Full T-Cushion Pad Over Chaise.


Content: 98% Polyester, 2% PU Faux Leather, Bomber Jacket
Fabric: Slight Glaze & Pebble Grain Effect

Function: Big Man Manual Wall Recliner. Higher Compression Foam for Extra Resiliency, Heavy Gauge Springs. Extra Sinuous Spring, Easy-Open Pull Handle.

400 LBS Rated Mechanism, Extra Wide Steel Floor Rails (Prevent Tipping)

P2 LED EXT

215 COMPOSER



06 Gray 07 Brown

Content: 85% Polyester, 15% PU
Fabric: Pebble Grain Effect
Contrast: 89% PE, 11% PU
Faux/Vegan Leather, Poly/Poly

Dimensions:

35" W x 39" D x 41" H

Mechanism: P2 Power

Actuator: P2 Cupholder Button w/USB & LED Light Control

Frame: Engineered Wood


Key Designs: Built-Out Headrest Cover. Quilted Back & Seat on Lightly Polyurethane Cover

Design cont'd: Track Arms, Double Needle Contrast Stitch

Function: P2 Power Headrest & Power Extended Leg Rest. Blue LED in Cupholder & Underneath. Storage Arms with Cupholders on Both Sides.

P3 LED ZG

112 CRENSHAW



02 Smoke 03 Cappuccino

Content: 88% Polyester, 12% PU
Faux/Vegan Leather, Poly/Poly

Fabric: Pebble Grain Effect

Dimensions:

36" W x 41" D x 42" H

Mechanism: P3 Power

Actuator: P3 Button w/USB

Frame: Engineered Wood


Key Designs: Built-Out Headrest Cover, Automotive Back, Scoop Seat, Track Arm, Jumbo Stitch

Function: P3 Recline: Power Headrest, Leg Rest w/Zero Gravity, Lumbar.

2 Memory Set. USB-B & USB-C Ports. 6 LED Light Colors in Cupholders & Underneath. Storage Arms. Bluetooth Speakers w/Subwoofer. Seat Vibration. 3mm Jack.

M H/M

354 DRAKESTONE



02 Charcoal 03 Autumn

Content: 100% Polyester
Microfiber, Velvet Microfiber
Fabric: Waffle Effect

Dimensions:

40" W x 43" D x 43" H

Distance From Wall: 12"

Mechanism: Rocker, Manual

Actuator: Pull Handle, Corded Wand for Heat & Massage with USB Port (End)

Frame: Engineered Wood

Key Designs: Biscuit Back, Padded Wings, Tufted Pillow Arms, Biscuit Detail Continues to Front of Seat & Leg Rest

Function: Manual Rocker Recliner, Vibrating Massage (Steady, Wave, Pulse) & Heated Seat Warmer (Hi/Med/Lo), Easy Open Handle, Wand Controller

M

798 DECLLO



03 Black

Content: 27% Polyester
6% Polyurethane, 67% PVC
Faux Leather, Vegan Leather
Fabric: Slight Pebble Grain

Dimensions:

32" W x 36" D x 41" H

Distance From Wall: 18"

Mechanism: Pressback

Actuator: Pressback on Arms


Frame: Engineered Wood

Key Designs: Low Leg, Bustle Back, Accentuated Headrest, Box Seat, Upholstered Ottoman & Mid-Ottoman, Sloped Track Arm. Modern Look

Function: Pressback Recline

M

706 DYLAN



03 Espresso 04 Onyx

Content: 23% Polyester,
10% Polyurethane, 67% PVC
Faux Leather, Vegan Leather,
Fabric: Pebble Grain Effect

Dimensions:

41" W x 40" D x 40" H

Distance From Wall: 12"

Mechanism: Rocker, Manual

Actuator: Pull Handle

Frame: Engineered Wood

Key Designs: Bustle Back, Generous Wing, Saddlebag Arm, Full Pad-Over Chaise, Jumbo Double Needle Stitch Detail

Function: Manual Rocker Recliner. Easy-Open Pull Handle

M

U448 EMBERLA



05 Coffee

Content: 100% Leather
Match Area: 31% PE, 69% PVC
Leather: Semi-Aniline,
Protected, Full Grain, Top Grain

Leather cont'd: Corrected, Embossed Pebble Grain

Dimensions:

38" W x 42" D x 40" H

Distance From Wall: 12"

Mech: Manual Swivel Glider

Actuator: Latch


Frame: Engineered Wood

Key Designs: Full Back with Lumbar Channel, Track Arm with Stack Effect, Full Chaise, Double Needle Jumbo Contrast Stitch

Function: Manual Swivel Glider Recliner with Latch Pull Handle, 360 Degree Swivel Base

M

104 FOXFIELD



02 Chocolate 03 Charcoal

Content: 100% Polyester
Microfiber, Velvet Microfiber
High Pile Microfiber
Fabric: Diamond Pattern

Dimensions:

35" W x 39" D x 41" H

Distance From Wall: 12"

Mechanism: Rocker, Manual

Actuator: Pull Handle


Frame: Engineered Wood

Key Designs: Bustle Back, Crown Channeling, Pillow Arm, Open Ottoman Leg Rest, Upholstered, Box Seat, Mid-Ottoman

Function: Manual Rocker Recliner with Easy-Open Pull Handle



661 GALAHAD



03 Gray 04 Sand

Content: 100% Leather
Match Area: 26% PE, 74% PVC
Leather: Semi-Aniline, Protected, Full Grain, Top Grain

Leather cont'd: Savauge Effect

Dimensions:
38" W x 40" D x 43" H
Distance From Wall: 6"


Mechanism: P3 Power w/USB
Actuator: P3 Buttons (Out)
Frame: Engineered Wood

Key Designs: Bustle Back, Shaped Kidney Pillow, Scooped Track Arm, Rounded Post, Scoop Seat, Full Chaise

Function: Adjustable Headrest, Zero Gravity, Extended Leg Rest, Ashley Air Massage, Heated Seats, USB Charging Port

M

445 KEGLER



04 Putty 05 Briar

Content: 100% Polyester Chenille, Polyester Chenille
Fabric: Woven Chenille with Chevron Effect

Dimensions:
39" W x 45" D x 42" H
Distance From Wall: 12"

Mechanism: Rocker, Manual
Actuator: Pull Handle
Frame: Engineered Wood

Key Designs: Biscuit Back with Full Head Pillow, Padded Wings, Biscuit Detail Extends to Front of Seat & End of Ottoman, Pillow Arms with Biscuit Detail

Function: Manual Rocker Recliner

M

811 LUDDEN



03 Sand 04 Cocoa



05 Blue

Content: 100% Polyester Polyester Chenille, Chenille

Dimensions:
40" W x 43" D x 43" H
Distance From Wall: 12"
Mechanism: Rocker, Manual
Actuator: Pull Handle
Frame: Engineered Wood

Content: 100% Polyester Polyester Chenille, Chenille


Key Designs: Biscuit Back, Padded Wings, Tufted Pillow Arms, Biscuit Detail Continues to Front of Seat & Leg Rest

Fabric: Woven Wave Effect


Function: Rocker Recliner, Easy-Open Pull Handle

M

466 MANFORT



04 Dusk 05 Graphite



04 Earth

Content: 100% Polyester Polyester Chenille, Chenille

Dimensions:
33" W x 42" D x 43" H
Distance From Wall: 12"
Mechanism: Wall, Manual
Actuator: Pull Handle
Frame: Engineered Wood

Content: 100% Polyester Polyester Chenille, Chenille


Key Designs: Channel Back, Modified Rolled Arm, Rolled Arm Pillow, T-Cushion Chaise, Full Pad Over Chaise Leg Rest.

Fabric: Linen Woven

Function: Rocker Recliner, Easy-Open Pull Handle

M

U446 McALEER



04 Thunder

Content: 100% Leather
Match Area: 26% PE, 74% PVC
Leather: Semi-Aniline, Protected, Full Grain, Top Grain

Leather cont'd: Thunder Color can Appear Brown to Gray. Mild Savauge Effect

Dimensions:
39" W x 40" D x 40" H
Distance From Wall: 12"
Mechanism: Rocker, Manual
Actuator: Handle
Frame: Engineered Wood

Key Designs: Full Bustle Back, Flared Arms, Sloped Arms, Scooped Seat, Full Pad Over Chaise Leg Rest.

Function: Rocker Recliner. Easy-Open Handled Mechanism

M

103 MCGANN



01 Walnut 02 Saddle

Content: 97% Polyester, 3% PU Faux Leather, Poly/Poly, Glazed Microfiber
Fabric: Pebble Grain Effect

Dimensions:
41" W x 40" D x 40" H
Distance From Wall: 12"

Mechanism: Rocker, Manual
Actuator: Pull Handle
Frame: Engineered Wood

Key Designs: Bustle Back, Generous Wing, Saddlebag Arm, Full Pad-Over Chaise, Jumbo Double Needle Stitch Detail


Function: Manual Rocker Recliner. Easy-Open Pull Handle

P1

759 MCTEER



09 Mocha 10 Charcoal



Dimensions:
35" W x 39" D x 41" H
Distance From Wall: 3"
Mechanism: P1 Power Wall
Actuator: P1 Buttons
Frame: Engineered Wood
Content: 100% Polyester Chenille, Polyester Chenille
Fabric: Linen Woven

Dimensions:
35" W x 39" D x 41" H
Distance From Wall: 3"
Mechanism: P1 Power Wall
Actuator: P1 Buttons
Frame: Engineered Wood
Content: 100% Polyester Chenille, Polyester Chenille
Fabric: Linen Woven

Key Designs: Bustle Back, Crown Channeling, Pillow Arm, Open Ottoman Leg Rest,, Box Seat, Upholstered Mid-Ottoman

Function: TouchMotion P1 Power Wall Recliner

M BM

638 MOVIE MAN



02 Chocolate 03 Taupe

Content: 100% Polyester
High Pile Microfiber Velvet
Fabric: Super Soft Polyester
Microfiber with Strie Effect

Dimensions:
46" W x 43" D x 47" H
Distance From Wall: TBD
Mechanism: Wall, Manual
Actuator: Pull Handle
Frame: Engineered Wood
Key Designs: Full Back, Channel
Back, Rolled Arm, Full T-Cushion
Pad Over Chaise.

Function: Big Man Manual Wall
Recliner. Higher Compression
Foam for Extra Resiliency,
Heavy Gauge Springs. Extra
Sinuous Spring, Easy-Open Pull
Handle.
400 LBS Rated Mechanism,
Extra Wide Steel Floor Rails
(Prevent Tipping)

M

108 NERVIANO



01 Mocha 02 Chocolate




03 Gray

Dimensions:
33.5" W x 37" D x 42" H
Distance From Wall: 4"
Mechanism: Wall, Manual
Actuator: Pull Handle
Frame: Engineered Wood
Content: 100% Polyester
Polyester Chenille, Chenille
Fabric: Linen Woven

Key Designs: Bustle Back,
Crown Channeling, Pillow Arm,
Open Ottoman Leg Rest, Box
Seat, Upholstered Mid-Ottoman
Function: Manual Wall Recliner
with Easy-Open Pull Handle

P3 ZG EXT AIR

190 NEXTGEN DURAPELLA



03 Gray 04 Sand


Content: 55% Polyester, 45% PU
Poly/Poly, Next Gen, Faux
Fabric: NextGen Cleanability,
Pebble Grain Effect

Dimensions:
31.5" W x 40.5" D x 41" H
Distance From Wall: 7"
Mechanism: P3 Power w/USB
Actuator: P3 Buttons (Out)
Frame: Engineered Wood

Key Designs: Bustle Back,
Shaped Kidney Pillow, Scooped
Track Arm, Rounded Post,
Scoop Seat, Full Chaise
Function: Adjustable Headrest,
Zero Gravity, Extended Leg Rest,
Ashley Air Massage, Heated
Seats, USB Charging Port

P2 ZG

451 NEXTGEN DURAPELLA



02 Gray 03 Sand




Content: 55% Polyester, 45% PU
Poly/Poly, Next Gen, Faux
Fabric: NextGen Cleanability,
Pebble Grain Effect

Dimensions:
36" W x 41" D x 42" H
Mechanism: P2 Power
Actuator: P2 Button w/USB
Frame: Engineered Wood
Content: 55% Polyester, 45% PU
Poly/Poly, Next Gen, Faux
Fabric: NextGen Cleanability,
Pebble Grain Effect

Key Designs: Full Back with
Headrest Channeled, Track Arm,
Full Chaise Pad, Jumbo Double
Needle Stitch
Distance From Wall: 5"
Function: P2 Power Headrest &
Power Leg Rest with Zero
Gravity. Inside P2 Button
Cluster with USB Charging Port.

M BM

363 NIMMONS



01 Taupe 04 Chocolate


Content: 100% Polyester
Corded Microfiber
Fabric: Knotted Cord Effect

Dimensions:
47" W x 41" D x 45" H
Distance From Wall: 3"
Mechanism: Wall, Manual
Actuator: Pull Handle
Frame: Engineered Wood

Key Designs: Wide Back,
Tapered Padded Wings, Large
Lumbar Area, Channel Seats,
Full Pad-Over Chaise.
Function: Big Man Manual Wall
Recliner. Higher Compression
Foam for Extra Resiliency,
Heavy Gauge Springs. Extra
Sinuous Spring, Easy Open

M

443 PORTOL



01 Slate 02 Brindle


Content: 100% Polyester
Fabric: Microfiber Cloth with
Savage Effect, Pebble Effect.

Dimensions:
35" W x 39" D x 41" H
Distance From Wall: 12"
Mechanism: Rocker, Manual
Actuator: Pull Handle
Frame: Engineered Wood

Key Designs: Bustle Back,
Crown Channeling, Pillow Arm,
Open Ottoman Leg Rest,
Upholstered, Box Seat,
Mid-Ottoman
Function: Manual Rocker
Recliner, Easy-Open Pull Handle

M

464 RIPTYME





02 Quarry 04 Dove Gray

Content: 85% Polyester, 15% PU
Faux Leather, Poly/Poly
Fabric: Pebble Grain Embossing

Dimensions:
32" W x 42" D x 41" H
Distance From Wall: 14"
Mechanism: Swivel Glider
Actuator: Manual Inside Pull
Frame: Engineered Wood
Great for Gamers

Key Designs: Channel Back,
Scoop Seating, Full Pad Over
Chaise, Tapered Track Arm,
Flared Arm Pad, Jumbo Needle
Double Stitch.
Function: Manual Swivel Glider
Recliner. Full 360 Degree Base.

P3**592 ROWLETT**

03 Fog 04 Walnut

Content: 98% Polyester, 2% PU Microsuede, Faux Nubuck

Fabric: Pebble Grain Effect

Dimensions:

38" W x 39" D x 40" H

Distance From Wall: 7"


Mechanism: P3 Power w/USB

Actuator: P3 Buttons (Inside)

Frame: Engineered Wood

Key Designs: Bustle Back, Square Seat, Full Pad Chaise, Track Arm, Jumbo Double Needle Contrast Stitch

Function: P3 Power - Adjustable Headrest, Power Leg Rest & Lumbar. Hidden Cupholders.

P2 ZG**461 RYVERSANS**

04 Dove Gray 05 Quarry



Dimensions:

36" W x 41" D x 42" H

Distance From Wall: 5"

Mechanism: P2 Power

Actuator: P2 Button w/USB


Frame: Engineered Wood

Content: 85% Polyester, 15% PU Poly/Poly, Faux/Vegan Leather

Fabric: Pebble Grain Effect

Key Designs: Concave Headrest Design, Track Arm w/Built-Out Stack Effect, Full Chaise Leg Rest

Function: P2 Power Headrest & Power Leg Rest with Zero Gravity. Inside P2 Button Cluster with USB Charging Port.

M**1990 SANTA FE**

02 Chocolate

Content: 100% Polyurethane Faux Leather, Vinyl

Fabric: Pebble Grain Effect

Dimensions:

34" W x 39" D x 43" H

Distance From Wall: 15"


Mechanism: Pressback, Manual

Actuator: Inside Handle


Frame: Engineered Wood, Hardwood Solids & Veneers

Key Designs: Low Leg Recliner, Bustle Back, Box Seat, Ottoman Leg Rest with Fold Out Extra Ottoman. Mission Style Arms

Function: Pressback Recliner with Inside Handle Release

P1 LED EXT**217 SCREEN TIME**

03 Stone 04 Graphite



04 Walnut

Dimensions:

35" W x 38" D x 40.5" H

Distance From Wall: 6"

Mechanism: P1 Power

Actuator: P1 Cupholder Buttons


Frame: Engineered Wood

Content: 85% Polyester, 15% PU Poly/Poly, Faux/Vegan Leather

Fabric: Pebble Grain Effect

Key Designs: Home Theater, Automotive Back, Rounded Headrest Pillow, Track Arm, Full Pad-Over Chaise

Function: P1 Power Recline with Extended Leg Rest, Cupholder Controls w/USB. Storage Arms. LED Lights on Cupholders & Underneath

M BM**171 RENUEN**

02 Smoke 03 Umber

Content: 100% Leather

Match Area: 26% PE, 74% PVC

Leather: Semi-Aniline,

Protected, Full Grain, Top Grain

Leather cont'd: "Italian", Cloud Effect, Crackle Effect

Dimensions:

44" W x 43" D x 45" H

Distance From Wall: 14"


Mechanism: Rocker, Manual

Actuator: Pull Handle

Frame: Engineered Wood

Key Designs: Full Back, Channel Back, Pillow Arm, Full T-Cushion Pad Over Chaise.

Function: Big Man Manual Rocker Recliner. Higher Compression Foam for Extra Resiliency, Heavy Gauge Springs. Extra Sinuous Spring, Easy-Open Pull Handle

M/P BM**467 WARRIOR FORTRESS**

01 Coffee

Content: 97% Polyester, 3% PU Poly/Poly, Faux Suede/Leather

Fabric: Pebble Grain Effect, Savage/Cloud Effect

Dimensions:

43" W x 46" D x 47" H

Distance From Wall: 14"

Mech: Rocker, Manual or P1

Actuator: Handle or P1 Button

Frame: Engineered Wood

Key Designs: Full Back, Built Out Headrest, Pillow Arm, Full T-Cushion Pad Over Chaise.

Function: Big Man Manual Rocker Recliner. Higher Compression Foam, Heavy Gauge Springs. Extra Sinuous Spring, Easy-Open Pull Handle

M**569 WITTLICH**

01 Slate

Content: 100% Polyester Chenille, Polyester Chenille

Fabric: Woven Fabric with Strie or Flecking Effect

Dimensions:

35" W x 39" D x 41" H

Distance From Wall: 12"

Mech: Swivel Glider

Actuator: Latch Handle

Frame: Engineered Wood

Key Designs: Full Back with Lumbar Channel, Track Arm with Stack Effect, Full Chaise

Function: Manual Swivel Glider Recliner with Latch Pull Handle, 360 Degree Swivel Base