

 **RENSON**[®]
Creating healthy spaces



WHERE MAGIC HAPPENS...



TABLE OF CONTENTS

INTRO	5
Style packs: Crystal Lounge	8
Style packs: Pure Essence	12
Style packs: Idyllic Garden	16
Style packs: Earth Oasis	20
Style packs: Spiritual Harmony	24
Style packs: Tech Cocoon	28
References residential	32
References commercial	46
Complete concepts for condos, coops and apartments	58
ALUMINUM PERGOLAS	71
Camargue® Line	73
Algarve® Line	101
Aero® Line	123
Lapure®	127
Applications for porches	134
Customization	139
Certifications	169
Miami Dade testing	174
FAQ	180
Range	182
CARPORTS	185
Algarve® Canvas	187
SIDING ELEMENTS	193
Linarte®	202
Linus®	210
Loggia® sliding panels	214
OUTDOOR ELEMENTS	219
Lighting - Linarte Outdoor Light	223
Seating & planter unit - Linarte Modulo	224
Freestanding wall - Linarte Icon	224
Esafe - mail box	228
WARRANTY & MAINTENANCE	230



Why choose Renson® Outdoor?



Top quality and durability

Renson® is a European trendsetter in the field of natural ventilation, sun protection and outdoor living accessories. Our high-quality products are manufactured in-house using our ultramodern production facilities. We put our products in the most extreme situations to ensure the end result is flawless. This testing process means our customers can rest assured they're investing in a superior product. With our network of well-trained authorized dealers, we can guarantee a flawless installation and service experience. Our professional approach extends to every aspect of our business.



Minimalist design

Our products are highly innovative in both their look and design. Seamless integration of optional elements, hidden parts and fasteners, durable materials and smart solutions combine into a perfectly finished product that can be integrated into every type of home.



Endless possibilities of customization

With our modular product design and countless integrated options, we can offer you the perfect customizable solution. Bespoke screens, a large selection of colors, sliding panels in various designs and glass walls are just a few of the options that allow you to create a unique personal solution.



User-friendly and low maintenance

Our products are designed to retain their quality and ease of operation for many years, in all types of weather. To ensure you can enjoy our products every day with as little maintenance as possible, we use materials of the highest quality that are guaranteed to last.

CREATE A PERSONAL AMBIENCE WITH OUR 6 DESIGN STYLES

At Renson, we love the outdoors. Barbecuing with friends, relaxing in the sun, or taking some time out for yourself with an aperitif - it's about choosing quality of life. To tilt the outdoor living experience up to a whole new level, we at Renson create outdoor architecture that's not only functional, but aesthetic as well. Our outdoor concepts are a perfect match for your home and blur the boundary between indoors and outdoors. As a result, nature and architecture blend seamlessly.

Naturally, we guarantee the highest quality standards. We do this by having our products tested and certified according to the strictest standards. We use patented technology, among others, to accomplish this. But at the end of the day, it's mainly our years of experience that makes us unique. After all, Renson has been a family business since 1909. Few can make that claim.

However, we take it a step further than quality. We also believe your freedom of choice is of paramount importance. Our products are fully customizable, so you are sure to find your style within our range. Haven't made up your mind entirely about what you want yet? Then get ready to discover a number of style ideas in this brochure to inspire you. The materials and colours of each style have been selected to balance perfectly with the complete look. That way you can get the most out of your outdoor space, year after year.





CRYSTAL LOUNGE

Crystal Lounge is sleek and minimalist. The fresh green tones create an airy feeling, which is further enhanced by the light material palette. The result is modern, light architecture that blurs the boundaries between indoors and outdoors.



Camargue*
 Frame RAL 7035
 Blades RAL 9010
 Fixscreens N-0207
 Loggiolu Plano RAL 7035
 Curtains, Fine woven Jadeite
 Glass sliding panels Matt glass



Fresh, poetic colours underpin Crystal Lounge. The colour palette varies in shades from greenish beige to aqua green and a bright green grey. Matt glass provides transparency, while fine woven textures further enhance the airy feel. The materials in this style are fluid and seamless. Nothing disturbs the harmony. Therefore, the architecture of Crystal Lounge blends perfectly with the surrounding nature.



Garden rooms echo this sentiment, feeling like an endless full-length film, with nature in the leading role. Enjoy the play of sun between the branches, or how plants gently move with the wind.

Crystal Lounge is for anyone who loves pure nature. In this style, the beauty of flora and fauna are central.





Camargue®
 Frame and blades Beige Essence Retreat
 Fixscreens SC 2002
 Loggiascreen Canvas Mixtrim 10 M0010
 Loggiawood Thermo-es
 Curtains, Refined woven White Corn

PURE ESSENCE

Light and space - that is Pure Essence. The pale colours and soft finishes give this style a feather-light feel. They create a place perfect to chase your worries away, a space to completely unwind.



Lime, sand and natural shades of white set the tone in Pure Essence. Think of the soft white of cotton, the delicate beige of a shell, or the mild ivory blush of soap. Subtle tonal shades create an almost ethereal, light mood in which you can totally relax. The variations of textures reflect and diffuse the light, while the natural finishes and materials ensure this style does not become too clean and bare.



Pure Essence is all about the focus on the essential: sharing beautiful moments with friends and family, surrounded by nature. With Pure Essence, you can leave your daily troubles behind and choose pure indulgence.



Feather-light, transparent-looking furniture fits perfectly with Pure Essence. This chair adds a playful graphic accent.



IDYLLIC GARDEN



Camargue®
Frame & blades RAL 7032
Fixscreens SC 2050
Loggiawood Privacy Thermo-es
Curtains, Refined woven Planton

Idyllic Garden takes you along on a stroll through the garden. Sober greys and subtle greens inspired by plants give this style a contemporary look and ensure you can relax surrounded by nature.

We took inspiration from the land of dolce farniente for the colours and materials of Idyllic Garden - Italy. The Italians know all about enjoying themselves in an elegant setting. No wonder this style is ideal for those who like to relax in their garden.



Green is the colour for which the human eye recognises the most variations. Moreover, green has a relaxing effect. It's for that reason that we selected a varied palette of harmonious green tones for Idyllic Garden.

The matt green of olive leaves, the nuanced sand colour of travertine, the lively texture of linen: the atmosphere of Idyllic Garden comes from a careful selection of natural materials. An elegant, airy character with a Southern European touch is the result. With its predominantly cool grey colours, Idyllic Garden offers refreshment and a timeless look.



EARTH OASIS



Earth Oasis leaves you with the impression that you're always on vacation. The warm earth tones evoke the feeling of summer. Natural and artisan materials connect you to the richness of the earth. They ensure perfect harmony between outdoors and indoors.



Camargue®
Frame & blades RAL 8024
Fixscreens SC 1006
Loggiawood Thermo-es
Curtains, Thick woven Savannah Yellow



Nature offers endless inspiration. We used the matt reddish-brown texture of almonds as one of our starting points for the colours and finishes in this style.



The warm colours and materials associated with the South were our inspiration for Earth Oasis. The subtle soft orange-pink of terracotta, and the powdery brown of spice were some of our references in compiling this palette. This richness of hues will transport you to far-away sun-drenched regions.



Terracotta literally means “baked earth”. It has been used for vases and pitchers for centuries. This material is also fully on trend, and enchants with its natural, artisan look.

SPIRITUAL HARMONY

Camargue®
Frame RAL 7021
Blades Wooddesign Walnut
Fixscreens N-3006
Loggiascreen Canvas Mixtrim 10 M0017
Loggia wood Thermo-es
Curtains, Refined woven Beige Brown



A minimalist style in a dark colour palette, that's Spiritual Harmony. We were inspired, among other things, by Japanese traditional architecture for the colours and materials. The result is an intimate contemporary architecture that balances body and soul.



Spiritual Harmony's colour palette is inspired by the colours and materials found in ancient Japanese temples. We combine blackened wood and walnut with visible grain, canvas beige and olive green. These dark, natural tones create a protective, calming atmosphere.



In a garden pavilion, you can enjoy the seasons even more. You will experience the energy of spring and the richness of autumn like never before.



Relaxing in nature with friends or family, but in comfort: a Renson garden pavilion opens up new possibilities. Spiritual Harmony invites you to a meditative atmosphere in which you can relax.



TECH COCOON

Tech Cocoon is radically contemporary and young, but with a warm side. Contemporary design converses with dynamic, playful colours such as soft coral. A feeling of pure transparency predominates, with an emphasis on technical materials such as glass and steel.



Camargue*
Frame & blades RAL 9010
Fixscreens N-0202
Loggiolu Plano RAL 9010
Curtains, Fine woven Ecrú
Glass wall



In Tech Cocoon, the playful textures of composite materials set the tone. Terrazzo in different tones is combined with clean, smooth textures. The colour palette is a combination of an energetic soft coral tone complemented by variations of white and soft grey with a greenish undertone. The orange-pink gives a warm and youthful accent to this sleek style.



Tech Cocoon calls for young design with a certain flair. The degrees of soft coral to terracotta pink give this space a southern feel that is wonderfully relaxed. Allow yourself to be inspired!




Full of energy and fresh as the scent of a freshly peeled citrus fruit – that's Tech Cocoon. This refreshing style gives your garden room a bold urban look.



- ① Camargue® joined aluminum pergolas - p. 95
- ② Camargue® Skye aluminum pergolas - p. 97
- ③ Linarte® Outdoor Light M - p. 223
- ④ Linarte® Modulo 97 PLANT - p. 225
- ⑤ Linarte® Modulo 97 SIT - p. 225
- ⑥ Loggia® sliding panels - p. 214
- ⑦ Linarte® customised - p. 224

- ① Camargue® aluminum pergola - p. 95
- ② Glass sliding panels - p. 150





- ① Zipshade sun shade - p. 159
- ② Algarve® joined aluminum pergolas - p. 107



- ① Zipshade sun shade - p. 159
- ② Aero® integrated louvered roof - p. 123





① ② Camargue® aluminum pergola - p. 95

INTRO

REFERENCES RESIDENTIAL

© Innex




© Innex



© Innex


- ① Algarve® pergola - p. 107
- ② LED lighting - p. 140



- ① LED lighting - p. 140
- ② Camargue® aluminum pergola - p. 95



- ① Coupled Camargue® Skye aluminum pergolas - p. 97
- ② LED lighting - p. 140



- ① Loggia® sliding panels - p. 214
- ② Coupled Camargue® aluminum pergolas - p. 95
- ③ Zipshade sun shade - p. 159



Bend, OR



- ① Coupled Camargue® Skye aluminum pergolas - p. 97
- ② LED lighting - p. 140

①

②

west OAK

Vancouver, Canada



- ① Crystal Zipshade sun shade - p. 159
- ② Coupled Camargue® aluminum pergolas - p. 95

①

Vancouver, Canada

②

① Zipshade sun shade - p. 159

①

- ① Algarve® aluminum pergola - p. 107
- ② Linarte® siding element with LED lighting and wood inserts - p. 202
- ③ Algarve® aluminum pergola - p. 107
- ④ Linarte® Modulo 55 PLANT - p. 224
- ⑤ Linarte® wall - p. 202
- ⑥ Linarte® Outdoor Light M - p. 223
- ⑦ Linarte® modulo combination - p. 224
- ⑧ Linarte® Outdoor Light M - p. 223
- ⑨ Aero® integrated louvered roof - p. 123



- ① Algarve® aluminum pergola - p. 107
- ② Linius® siding element with LED lighting - p. 210
- ③ Camargue® aluminum pergola - p. 95
- ④ Side element Zipshade® sun shade - p. 159
- ⑤ Linarte® Modulo combination PLANT - p. 224
- ⑥ Zipshade sun shade - p. 159
- ⑦ Linarte® Modulo 97 PLANT - p. 224
- ⑧ Linarte® Modulo 55 & 97 SIT - p. 224
- ⑨ Linarte® Outdoor Light M - p. 223



- ① Camargue® aluminum pergola - p. 95
- ② Linarte® siding element - p. 155
- ③ Aero® Canvas integrated louvered roof - p. 125
- ④ Algarve® aluminum pergola - p. 107
- ⑤ Linarte® modulo combination - p. 224
- ⑥ Linarte® siding element - p. 202
- ⑦ Linarte® Outdoor Light M - p. 223



- ① Algarve® aluminum pergola - p. 107
- ② Linius® siding element - p. 155
- ③ Side element Zipshade® sun shade - p. 159
- ④ Linarte® Modulo 55 SIT - p. 224
- ⑤ Linarte® modulo combination - p. 224





ALUMINUM
PERGOLAS

CONDOS, COOPS AND APARTMENTS



ALUMINUM
PERGOLAS

CONDOS, COOPS AND APARTMENTS



Thanks to a Renson® pergola with a louvered roof you can enjoy your outdoor space like never before. The possibilities to protect yourself from the wind, sun, rain, cold and bugs are numerous. The expansion and customization options are varied. This makes your backyard or patio a natural extension of your home so that you can spend time outside in optimal conditions and in the greatest of comfort.

ALUMINUM PERGOLAS



CAMARGUE® LINE

CAMARGUE® & CAMARGUE® SKYE

Inspiration	74
Features	
• Camargue®: an aluminum pergola with a louvered roof – blades rotate	95
• Camargue® Skye: an aluminum pergola with a retractable louvered roof - blades rotate and retract	97
• Installation options	98
Accessories	
• Lighting	140
• Heating and sound	140
• Translucent blades - Lineo® Luce	144
Side infills	
• Intro	147
• Outdoor curtains	149
• Glass sliding panels	150
• Loggia® sliding panels	152
• Linius® and Linarte® siding elements	155
• Loggia® quick passage / sliding door	156
• Integrated Zipshade®	159
- Fibreglass fabric Zipshade®	161
- Crystal fabric	163


ALUMINUM
PERGOLAS

CAMARGUE® LINE





Camargue®




Screens



Blades

closed



easily adjustable opening



open

ALUMINIUM
PERGOLAS

CAMARGUE® LINE



Camargue®



Camargue®



Camargue®

ALUMINUM
PERGOLAS



CAMARGUE® LINE





TAILORED
TO YOUR
TASTES

ALUMINUM
PERGOLAS

CAMARGUE® LINE



ALUMINUM
PERGOLAS

CAMARGUE® LINE



Camargue®



ALUMINUM
PERGOLAS

CAMARGUE® LINE

Camargue®




Algarve®



CAMARGUE® LINE
ALUMINUM
PERGOLAS

Camargue® Skye

*Adding outdoor living space
to your home is possible...*



Camargue®

GLASS FIBER
FABRIC PROVIDES
ELEGANT
AND STRONG
PROTECTION

ALUMINUM
PERGOLAS

CAMARGUE® LINE



“
**WE LOVE
OUR VERSATILE
OUTDOOR
LIVING SPACE**

BRAD & MONICA

After living in the downtown core for years, we decided to build our dream home in the suburbs. Finally, we had a backyard, a quiet setting, and nature that brings us both peace. But we discovered that we could not enjoy our garden as much as we wanted to. Often the wind blows in the spring; then it can sometimes get too hot in the summer.

In August, the evenings cool down quicker and you have more regular showers. By installing a pergola with a louvered roof, we increased our time outside. The side construction protects us from the wind. The screens can be adjusted to our desired height in the summer. And in the event of a sudden shower, we can close the roof blades. The time we spend outside has increased dramatically. Our backyard has brought use tremendous joy and improved our quality of life.



MIAMI-DADE COUNTY
APPROVED

UL LISTED (STANDARD)
MIAMI-DADE COUNTY APPROVED*
(OPTIONAL) - HURRICANE PROOF
SEISMIC RESISTANCE (OPTIONAL) -
SEISMIC INNER COLUMN AND BASEPLATE


CAMARGUE®

Fully integrated design solution

The roof of this aluminum pergola is made of extruded aluminum blades that can be rotated to regulate sun protection and ventilation depending on your needs. Controlling it is simple with a Somfy remote control. The roof is waterproof when closed. The water is diverted to the columns via the integrated drainage channels. This water removal system also works when you rotate the blades to the fully open position after it rains, which ensures furniture on the patio is still protected and remains dry.



Efficient, integrated water drainage
(see also Protecto p. 145)



Controlled water drainage even with the
blades open

*NOA number: 19-0611.04

ALUMINUM
PERGOLAS

CAMARGUE® LINE



CAMARGUE® SKYE

A pergola with a retractable louvered roof

The most exclusive addition to the Renson® louvered roofs range has aluminum blades in the roof which rotate and slide open. The blades offer protection from the rain, sun and wind. Hot air can escape in the summer and you can slide the roof open in the winter to enjoy the sunlight to the fullest. It is still important, especially when the Camargue Skye is mounted to a wall, that sunlight can still shine into the home. The Camargue Skye's louvered roof blades are designed in such a way that they drain any moisture sideways.

All screws and wiring are out of sight. The louvered roofs can be fitted with LED lights in the columns or profiles, or with a multifunctional design beam containing heating elements and speakers. Camargue Skye can be constructed in different ways: freestanding or attached to an exterior facade. Windproof screens, sliding glass panels, a fixed wall made of aluminum or wood even outdoor curtains are all add-ons to our Camargue Skye product.

ALUMINUM
PERGOLAS

CAMARGUE® LINE



S-Drive Technology
Reliable, durable rotation and sliding technology (tilt & stack) thanks to the patented S-Drive Technology.

- Roof blades can be rotated to allow warm air out and protect from sun, rain, or wind
- Roof blades slide open to allow the maximum amount of light in and provide wide open views
- The roof is perfectly even when closed
- Double-walled blade for greater snow-bearing capacity
- Synchronized drive on both sides of the blades: the roof will open and close in one smooth movement even when loads are asymmetrical
- No gaps between the blades

INSTALLATION OPTIONS

Types of installation

There are two types of installations for the Camargue Line: freestanding and facade mounting.



Freestanding: the frame of the Camargue is supported by four vertical columns



Facade mounting: the frame is placed with one or two sides against an underlying, supporting construction or structure. Vertical columns support the other part. The blades can be positioned parallel or perpendicular to the support structure.

Expandable

The Camargue Line can be extended using one of the larger spans or pivots to cover larger surface areas. In this case, a coupling side beam is used.



Camargue coupling on pivot side



Camargue Skye two-part coupling on the span side, similar slide direction and orientation



Two-part coupling on the span side



Camargue coupling on the pivot and/or span side



Camargue Skye two-part coupling on the span side, opposing slide direction and orientation

Integrated Zipshade®

By integrating the vertical sun protection, the integrated Zipshade, with or without Crystal Windows to maximize a view of the outside, you can create an extra outdoor room where the users are protected from sun, rain, and wind. These screens come in 50 colors and allow you to **customize** the Camargue Line and create the atmosphere you desire.



The Camargue Line is fitted with the integrated Zipshade in the span and pivot side

Customization options

The Camargue Line can have various elements fitted to the front and/or sides. By adding side elements, you create infinite possibilities for customization.



Loggia sliding panel: Loggiawood, Loggiawood Privacy, Loggiascreen Canvas, Loggialu, Loggialu Privacy



Sliding glass wall + integrated Zipshade



Loggia easy passage: Loggiascreen Canvas



Linus fixed walls: full passage height or desired height + Linarte fixed wall



Sliding glass walls

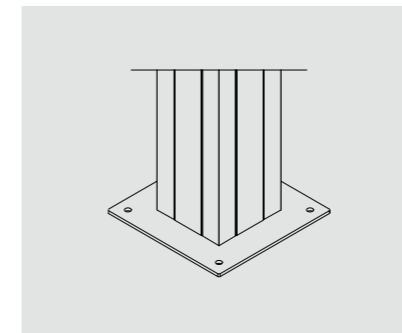


Curtains


Mounting bases

There are three types of mounting bases: visible, invisible, and invisible cast mounting.

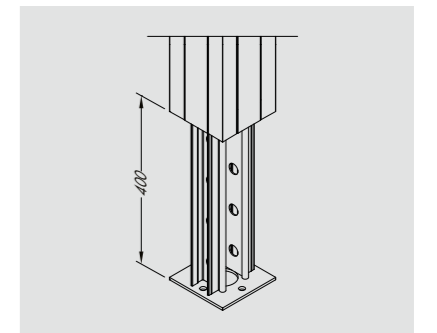
If Side infills are used or this is used in locations with increased wind forces, a reinforced mounting base is also available in visible and invisible versions.



Visible mounting base



Invisible mounting foot



Cast mounting base



ALGARVE® LINE

ALGARVE® & ALGARVE® CANVAS

Inspiration 104

Features

- Algarve®: an aluminum pergola with a louvered roof – blades rotate 107
- Algarve® Canvas: a patio cover with a canvas screen 109
- Installation options 110

Accessories & Side infills - Algarve made in USA

- Lighting 140
- Loggialu & loggialu privacy only 152
- Zipshade with fiberglass fabric 161

Accessories & Side infills - Algarve Canvas made in BE

- Lighting 140
- Heating and sound 140
- Translucent blades - Lineo® Luce 144
- Side elements 147
- Outdoor curtains 149
- Glass sliding panels 150
- Loggia® sliding panels 152
- Linius Wall 155
- Zipshade® base 161
- Fibreglass fabric Zipshade® 161
- Crystal fabric 163
- Fibre tension ceiling 165

ALUMINUM
PERGOLAS

ALGARVE® LINE



Algarve®



Algarve®



Algarve®

ALGARVE® LINE
ALUMINUM
PERGOLAS



“
A MORE
PERMANENT
SOLUTION

BRYAN & TIFFANY

We chose a fixed and durable pergola to protect us from the sun or rain, depending on the weather. We've been looking for a more permanent solution than a parasol, or putting out a party tent to take shelter from the rain. We found the Algarve pergola an excellent fit with the existing architecture of our house. It has proven to be even more comfortable than originally thought. We should have installed this much earlier. The blades rotate anyway you like. When it's too hot, we open them slightly so we can feel the breeze. When it rains, the water drains away in no time. We've been using our patio cover for five years now and it still looks like new. It is very sturdy. I clean the blades with **Renson Clean** once every spring, apply **Renson Protect** and then we're set to enjoy it for the season.



ALGARVE®



Aluminum pergolas with horizontal sun protection roof with rotating blades


This stylish, pergola has a sun protection roof with rotating blades. The extruded aluminum blades can be rotated up to 150°, thus allowing you to determine how much sun protection and/or ventilation you desire. The blades form a waterproof roof when closed. The rainwater is diverted to the columns via an invisible, integrated gutter system. The Algarve fits in with any architectural style, whether its contemporary, classic or modern, thanks to its seamless design, and availability in range of colors.

ALUMINUM PERGOLAS

ALGARVE® LINE



Drainage gutter (see also Protecto p. 145)



150° rotation



ALGARVE® CANVAS


This elegant patio cover with a canvas screen offers lasting protection thanks to a fixed roof consisting of two layers. The first is white colored made of anthracite-coated steel with an anti-condensation coating and the second is an aesthetic layer on which hangs the stretched canvas outfitted with zip technology. The screen is tautly stretched in the structure, without any visible additional beams. It is available in eight colors. Algarve Canvas has many practical uses including a fixed patio cover, carport, or as an awning above the front door. By combining the Algarve rotating pergola with the Algarve Canvas it is possible to create a single, uniform style around the house.

ALUMINUM
PERGOLAS

ALGARVE® LINE




Roof section



Water drainage

INSTALLATION OPTIONS


Types of installation



Algarve - Freestanding



Algarve Canvas - Freestanding



Algarve - Facade mounting



Algarve Canvas - Facade mounting

Customization options




Loggia




Sliding glass walls
(only available for Algarve Canvas)



Surface-mounted Zipshade



Linius fixed wall
(only available for Algarve Canvas)



Curtains
(only available for Algarve Canvas)

Zipshade® 100 Slim F / Zipshade® 150 F - Algarve® Line
To close off the sides of Algarve Line, it is possible to combine them with the Zipshade 100 Slim F and the Zipshade 150 F. This allows the box for the sun protection screen to be mounted underneath the frame profiles so that this connects perfectly with the basic construction.



Algarve®

Expandable

Algarve can be coupled in two parts (width-wise) so that exceptional areas of 20 x 20 ft can be covered without middle columns disrupting the view. Moreover, the Algarve Line in its coupled version is perfectly feasible with a louvered roof in one part of the roof and a fixed roof in the other part.



Algarve - two-part coupling on the span side



Algarve coupled with Algarve Canvas



Algarve Canvas - two-part coupling on the pivot side



AERO® LINE

AERO®

AERO® CANVAS

Inspiration	114
Features	
• Aero®: a louvered roof that can be integrated into an existing structure	123
• Aero® Canvas: a fixed roof that can be integrated into an existing structure	125
Accessories	
• Lighting	140

ALUMINUM
PERGOLAS

AERO® LINE



ALUMINIUM
PERGOLAS

AERO® LINE



Aero®



ALUMINUM PERGOLAS

AERO LINE

SEAMLESS
INTEGRATION
FOR A REFINED
LOOK



ALUMINUM
PERGOLAS
AERO® LINE



Modern



Classic



ALUMINIUM PERGOLAS
AERO® LINE




AERO®




This unassuming roof with adjustable blades provides unparalleled sun protection and compliments any design style

This simple roof structure, without columns but with rotating blades, creates a sun protection barrier. The extruding aluminum blades at the top can be rotated up to 150°, allowing you to control how much sun protection and/or ventilation you want. The blades form a waterproof roof when closed. The rain water is diverted to the corners via a drainage gutter. The Aero compliments any architectural style, whether its contemporary, classic or modern, thanks to its elegant, lite design and availability in all of the RAL colors.



Drainage gutter (see also Protecto p. 145)



150° rotation

ALUMINUM
PERGOLAS

AERO® LINE



AERO® CANVAS

A minimalist cover that can be integrated into an existing or new support structure

Aero Canvas is equipped with a fixed roof, consisting of two layers: an upper roof and a lower roof. The upper roof is extremely sturdy and constructed from coated, profiled steel sheets with an anti-condensation coating. The lower roof creates a sleek, look and is finished with a tautly stretched fabric using Zipshade Technology. From screws, to bolts and all wiring are not visible to the user. The optional Up/Down lighting ensures that this architectural cover is also attractively accented at night. The Aero Canvas fits in with any design style, whether its contemporary, classic or modern, thanks to its elegant, lite design and availability in all of the RAL colors.

ALUMINUM
PERGOLAS

AERO® LINE



Drainage gutter



Roof section





LAPURE®

Inspiration 128

Features

- Lapure®: A pergola with a retractable awning 131
- Installation options 133

Accessories

- Lighting 140

Side infills

- Side elements 147
- Loggia® quick passage / sliding door 152
- Zipshade® 161
- Zipshade® fiberglass fabric 161
 - Crystal fabric 163
- Waterproof screen roof 164

ALUMINUM
PERGOLAS

LAPURE®



Lapure®



128

Lapure®



Lapure®

RENSON

129




LAPURE®

Minimalist windproof retractable awning with waterproof, sun protection Zipshade® screen roof

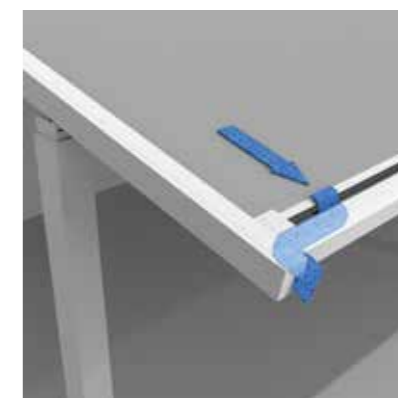
The stylish, **minimalist** Lapure awning consists of a **windproof**, waterproof, sun protection screen roof that rests on elegant, discreet aluminum columns with no distracting sideways connection beams. It is anchored to an existing facade. When the roof is closed, the Lapure provides protection from the sun, wind and rain. When the roof is open, you can enjoy the sun as the **delicate structure** is not visually disruptive. There are two types of columns for the Lapure: **'end columns'** with water drainage (via side channels and columns, even when half is open). Or you can also opt for 'shifted columns' (with roof overhang and water drainage via gutters, even when half open). The latter has a roof overhang that juts out past the columns so as to provide the optimum amount of shade. This lets you enjoy enough shade, even when the sun is low in the sky, for instance. A **'coupled'** version is also possible so that two or more roofs can be perfectly placed next to each other to span large dimensions (only one column when coupled). Thanks to the range of colors choices for the structure, the Lapure blends in to every environment and suits every architectural style.

ALUMINUM
PERGOLAS

LAPURE®



Coupled version with end column



With shifted columns



INSTALLATION OPTIONS

Types

1 roof section

Without roof overhang
(with 'end columns')



With roof overhang
(with 'shifted' columns)



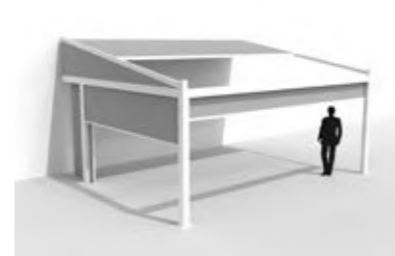
2 roof sections



3 roof sections



Customization options



Lapure fitted with an integrated Zipshade and sliding door using Loggiascreen Canvas in the Side



The Lapure 'Classic Line' creates a classic, traditional style by adding decorative elements: stylized columns and finials in a globe or diamond shape.



1 roof section between 13 and 20 ft: including a cross-beam (with or without LED)



FOR RENOVATION, RETROFIT
& NEW CONSTRUCTION

APPLICATIONS FOR PORCHES

Transform your patios, decks, porches, lanais,
verandas, entry ways and courtyards by:

- Adding a bespoke Renson pergola attached to your house
- Integrating an Aero louvered roof in an existing structure
- Integrating ZipShade sun shades by Renson, which are perfect for:
 - Privacy
 - Sun shelter
 - Wind & rain protection
 - Comfort/Light control
 - Bug protection



ALUMINUM
PERGOLAS

APPLICATIONS FOR PORCHES



ALUMINUM
PERGOLAS

APPLICATIONS FOR PORCHES



Zipshade®

Lighting

Loggia® wood

Heating
and music

CUSTOMIZATION

Accessories

- Lighting 140
- Heating and sound 140
- Translucent blades - Lineo® Luce 144
- Protecto 145

Side infills

- Side elements 147
- Outdoor curtains 149
- Glass sliding panels 150
- Loggia® sliding panels 152
- Linius Wall 155
- Loggia® quick passage / sliding door 156
- Integrated Zipshade® 159
- Zipshade® base 161
 - Zipshade® fiberglass fabric 161
 - Crystal fabric 163
- Waterproof screen roof 164
- Fibre® tension ceiling 165
- Aluminum color selection 166
- Automation 166

ALUMINUM
PERGOLAS

CUSTOMIZATION

LIGHTING, HEATING, AND MUSIC

ENJOY EVERY MOMENT OF THE DAY.

When it starts to get dark, you simply switch on the integrated **lighting**. The choice of lighting lets you create the desired mood and feeling.

You can continue to enjoy your patio, even when it starts getting colder. **Heating elements** can be provided to make this possible. The radiated heat ensures an even distribution of warmth throughout the space with a minimum of heat loss. And thanks to the integrated flat panel speakers, you can even enjoy your favourite **music** on your patio.

Lighting

You can choose between cool or warm white lighting to create the desired mood and feeling. Moreover, the LED lighting in most patio covers can be **dimmed** so that the intensity of the lighting can be adjusted to the situation. The lighting for **Lapure** is integrated into the roof structure. You can opt for LED lighting that is integrated into the roof blades in **Camargue Line**, **Algarve Line**, and **Aero Line**. Upwards

or downwards lighting can also be provided on the inside of the frame. With **Camargue** and **Camargue Skye**, atmospheric lighting is also available in the columns. You can choose between warm white light (perfect for cozy gatherings with friends), pure white light (perfect for reading) and RGB (only available as uplighting in the frame) to create the desired mood and feeling. Moreover,

the LED lighting can be dimmed so that the intensity of the lighting can be adjusted to the situation. The Renson® LED lighting's exceptionally durable quality ensures even lighting without any bright spots. **Algarve Canvas** and **Camargue Skye** can be equipped with atmospheric Up-Down LED lighting



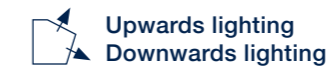
Colomno LED Light

LED lighting integrated into the columns - **Camargue Line**. A maximum of one LED strip can be incorporate into each column (on the inside of the beam). There can be a total of four columns fitted with integrated LED Light lighting per roof section.



UpDown LED Light

Integrated LED lighting on the inside of the frame. Fitted with lighting running upwards and/or downwards. This lets you create indirect or direct atmospheric lighting with the **Camargue Line**, **Algarve Line**, and **Aero Line**. A total of two UpDown LED lighting modules can be installed per roof section. This can be done on either the pivot side or the span side.



Lineo LED Light

LED lighting integrated into the blades - **Camargue**, **Algarve**, and **Aero**. Even distribution without visible bright spots thanks to high-quality LEDs (55 per foot).



Lapure® LED Light

LED lighting integrated into the Lapure cross-beam. Even distribution without visible bright spots thanks to high-quality LEDs (55 per foot).

	Warm white light	Pure white light	RGB (color)	Dimmable
Lineo® LED Light*	✓	✓		✓
Colomno LED Light**	✓	✓		✓
UpDown LED Light** Upwards	✓	✓	✓	✓
UpDown LED Light** Downwards	✓	✓		✓
Lapure® LED Light*	✓	✓		✓


* Warm white: 506lm/ft (55 LEDs/ft) / Pure white: 506lm/ft (55 LEDs/ft)

** Warm white: 168-207lm/ft (37 LEDs/ft) / Pure white: 168-207lm/ft (37LEDs/ft)
RGB: 168-213lm/ft (18LEDs/ft)

Heating and speakers

Integrated LED lighting, heating, and sound are the perfect complement to the **Camargue**, **Algarve Canvas**, and **Lapure Lines**. Thanks to these additional features, your patio can be used from early morning to late evening, all year round. Moreover, these additions can be perfectly integrated afterwards.

Beam design beam with Heat & Sound

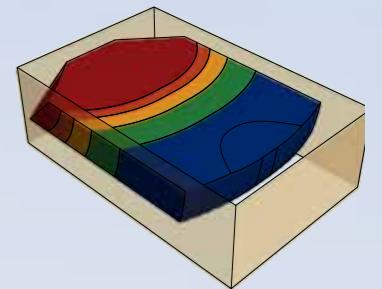


Integrated heating elements and loudspeakers

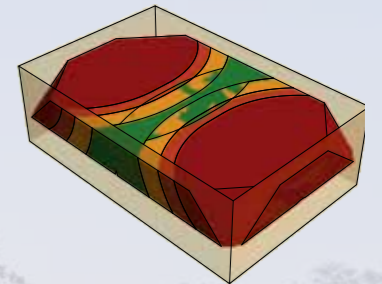
How long does it take the heater to reach maximum heat?

Working with a short-wave system, means the heater reaches maximum radiate heat levels almost immediately. Short-wave radiated heat is like radiated heat. You heat up the objects and not the space.

Long-wave infrared heaters have a longer warm-up time than the short-wave heaters. They need air to transmit heat. Depending on the ambient temperature, size of the cover, if it's closed or not, etc., it can take some time before you feel this radiated heat, to the maximum.



Heat effect with one side heated (20ft x 13ft format)



Heated effect with two sides heated (20ft x 13ft format).

Perfect heater position

The perfect position for the heater is across from the fixed wall so that you can enjoy the reflected heat.



Heated enclosures

To enjoy your heater to the fullest, we recommend adding components (such as glass walls, Zipshade, etc.) that will enclose the sides of the patio cover.






LINEO® LUCE


(TRANSLUCENT BLADES FOR CAMARGUE®)

Increased elegance thanks to completely transparent blades

Renson® offers the option to integrate translucent **glass blades**, specifically Lineo Luce, into the **Camargue**, when these have adjustable aluminum blades. Incorporating translucent blades into your louvered roof creates a sense of more openness. It's a way to bring more light when adding onto your home. A total of five translucent blades can be installed per roof section with a maximum width of 13 ft. These can either be put all together or spread out across the whole of the roof section. This is the ideal solution for letting the light in even when the roof is closed!



Light entering the home with roof closed



Light under the patio cover with roof closed




PROTECTO

(PROTECTION PROFILE FOR CAMARGUE® LINE, ALGARVE® AND AERO®)

Protection profile between the gutter and the blades

- Protection from wind, blowing rain, and snow between the gutter and the blades
- Maintains continuous contact with the blades thanks to a concealed hinge system
- Coated in the color of the frame and columns
- Retrofits are available for already installed louvered roofs





SIDE ELEMENTS

ENDLESS CUSTOMIZATION POSSIBILITIES

All covers can be outfitted accessories (such as sun protection fabric, sliding panels, glass walls, etc.) fitted to the front and/or sides. This means there are endless options for customization along the front and side of your louvered roof.

Lowered windproof, aluminum Zipshades create a protective cocoon. Thanks to the partial transparency of the screens and the use of Crystal windows, you don't lose the view of the backyard. You've also got a wide range of colors to choose from. Every color combination is possible and can perfectly be combined with other materials, such as the backyard furniture. In the open position, the **screen is invisible** and the motor is also completely concealed within the structure. You can also opt for **sliding glass walls**. When combined with windproof screens, you also retain the benefit of the sun protection. Elegant **Loggia** sliding panels with windproof fabric screens or (adjustable or fixed) wooden or aluminum blades are also an option. Wood (particularly cedar) is enjoying a resurgence and is easy to combine with other materials. You can even opt for a two-toned color finish when you combine sliding panels with aluminum blades.

ALUMINUM
PERGOLAS

CUSTOMIZATION / SIDE ELEMENTS



OUTDOOR CURTAINS

(FOR CAMARGUE® LINE AND ALGARVE® CANVAS)

Fitted with curtains for outdoor use

Both the **Camargue Line** and **Algarve Canvas** can be fitted with outdoor curtains. This allows you to create a fairy-tale atmosphere under your louvered roof or pergola. These polyester curtains are specifically designed for outdoor use. They're waterproof, mold-resistant, repel dirt and retain their color even after years in the sun. These curtains are wrinkle-free, made to order and compliment the sliding glass walls and Zipshades of the Camargue Line. The outdoor curtains also go well with the UpDown LED lighting. This gives the patio a romantic feel at twilight.

** Curtains not available for Algarve made in USA*



ALUMINUM
PERGOLAS

CUSTOMIZATION / SIDE ELEMENTS

SLIDING GLASS WALL

(FOR CAMARGUE® LINE AND ALGARVE® CANVAS)

Unparalleled elegance thanks to transparent sliding walls

Consider installing sliding glass walls to accentuate the elegance of **Camargue Line** and **Algarve Canvas**. Not only does this protect you from the elements, but the patio cover can also be a tremendous theft deterrent. In the event you're looking for additional sun protection, you can always integrate the vertical, windproof Zipshade coupled with a sliding glass wall. That will certainly block those harmful U.V. rays.

Additionally, you can combine the glass wall with the outdoor curtains, even when already combined with the integrated Zipshades. All of these choices will provide excellent sun protection.

Integration

Camargue Line & Algarve Canvas: available in span and/or pivot



The Camargue Line is fitted with sliding glass walls and integrated Zipshades in the span and pivot side



Different locks as an option



Coated guiding channels



Handle in lacquer color of the cover

DISTRIBUTION OF SLIDING GLASS WALLS

Diagram	Diagram	Diagram	Diagram
59 in. \leq X \leq 98 3/7 in. Width X	98 3/7 in. $<$ X $<$ 147 2/3 in. Width X	147 2/3 in. $<$ X \leq 206 2/3 in. Width X	206 2/3 in. $<$ X \leq 256 in. Width X
3 panels	4 panels	6 panels	8 panels
3 rails	4 rails	3 rails	4 rails
Opens to the left or opens to the right	Opens to the left or opens to the right	Opens to the left and opens to the right	Opens to the left and opens to the right
Incl. 1 handle	Incl. 1 handle	Incl. 2 handles	Incl. 2 handles

LOGGIA® SLIDING PANELS

(FOR CAMARGUE® LINE AND ALGARVE® LINE)

You control the amount of light that comes in

With the vertical sun protection sliding panels, you can even influence the way sunlight penetrates under your louvered roof or pergola (dynamic sun protection). The sliding sun protection panels are made of aluminum frames with:



Loggialu Loggialu Plano* Loggiawood* Loggialu Privacy Loggiawood Privacy* Loggiascreen Canvas* Loggialu Wooddesign*

* Available for Camargue & Algarve Canvas only
(For Algarve made in USA, only Loggialu and loggialu privacy)

Types

- Loggiawood: wooden blades (Western Red Cedar)
- Loggiawood Privacy: rotating wooden blades (Western Red Cedar)
- Loggiascreen Canvas: fabric screen (fiberglass)
- Loggialu: aluminum blades
- Loggialu Privacy: rotating aluminum blades
- Loggialu wooddesign: aluminum blades with wood design
- Loggialu Privacy wooddesign: rotating aluminum blades with wood design
- Loggiawood Linea: wooden slats (WRCedar)

Integration

Camargue Line: available in span and/or pivot

Algarve Line: available in span and/or pivot up to 177 1/6 in.

Privacy

Manually adjustable wooden or aluminum blades. The **Privacy** version of the Loggiawood and Loggialu sliding panels have blades that can be rotated manually to be fully open or closed.



UNIQUE: Loggia sliding panels and roof blades in the same wood design

Wooddesign

Camargue Line fitted with aluminum roof blades in wood design

- Natural appearance of wood combined with the advantages of aluminum in terms of:
 - Ease of maintenance
 - Colorfastness
 - Maintains the shape
- Also available for the LED blades
- Combines perfectly with the Loggialu Wood design sliding panels
- Roof blade in wood design (frame and columns have standard coating)
- Available in 3 types:
 - White oak
 - Natural oak
 - Walnut



White oak

Natural oak

Walnut

ALUMINUM PERGOLAS

CUSTOMIZATION / SIDE ELEMENTS

*Linius fixed wall, full height,
single or double-sided*

*Linius fixed wall, bar
height, double-sided*

LINIUS & LINARTE FIXED WALL

(LINIUS FOR CAMARGUE® LINE
AND ALGARVE® CANVAS &
LINARTE FOR CAMARGUE® LINE)

Physical barrier or decorative finish for the supporting wall

The Linius or Linarte bladed wall lets you create a physical barrier and decorative finish for the supporting wall. The fixed wall is available as a single or a double-sided, cladded barrier across the entire passage height, or can be finished at a customized height with a top profile to create a railing. Ideal as a border for patios in the hotels, restaurant, and catering sector. The Linarte fixed support structure ensures that the connection between the finishing blades is not visible, which creates an unbroken line along the entire width. The wall fits neatly into the space in the columns on both the front and back sides. Height differences in the floor up to 2 ½" are compensated by the finishing plinth, so that no annoying openings are visible at the bottom. The wall is custom finished in the color of your choosing. Moreover, the double-sided wall allows for the application of sound proofing. This way, you can enjoy the nature around your patio cover in utter relaxation.

ALUMINUM
PERGOLAS

CUSTOMIZATION / FIXED WALL

LOGGIA® EASY PASSAGE / SLIDING DOOR

(FOR CAMARGUE® LINE ALGARVE®
CANVAS AND LAPURE®)

Ideal if the louvered roof or awning is completely enclosed (e.g. by Zipshade) and you want to quickly get to or from the pergola without having to open the Zipshade (no loss of comfort for those sitting under the louvered roof or awning).

The easy passage consists of an aluminum frame covered on one side with a glass fiber screen of your choice.

Integration


Camargue Line: available in span and/or pivot

Lapure: available in side

Width: min. 31 1/2 - max. 47 1/4



Camargue fitted with an integrated Zipshade and sliding door using a Loggiascreen Canvas in the Span side



Lapure fitted with an integrated Zipshade and sliding door using Loggiascreen Canvas in the Side



ALUMINUM
PERGOLAS

CUSTOMIZATION / EASY PASSAGE



INTEGRATED ZIPSHADE®

(FOR CAMARGUE® LINE)

Perfect integration, even afterwards!

Perfect for:

- Privacy
- Shade when the sun is low in the sky
- Protection from wind, rain, and insects



WARRANTY

Thanks to a revolutionary zip system, the screen is windproof in every position and is insect proof when closed. It is an incredibly well thought out principle in which the sun protection fabric has a special zipped trim. This ensures that the entire structure is held firmly in place by the two side channels.

By integrating this Zipshade, with or without Crystal windows to keep a view of the outside, you can create an extra outdoor room where the users are protected from sun, rain, and wind. Available in more than 50 colors, these screens allow you to personalize the **Camargue Line** and create the atmosphere you want.

Connect&Go technology

The integrated Zipshade is fitted with our patented Connect&Go technology. This new development provides an enormous advantage for installation, as well as for removing the fabric roller tube when replacing a screen or motor.

Custom print

Aside from our standard range, fabrics can also be customized. Options include printing your business logo or a photo onto a screen underneath your pergola, louvered roof or awning.



Bottom bar disappears into the box

The Camargue Line's frame profiles are developed in such a way that the bottom bar is hidden away in the box when the screen is raised. Perfect integration, even after-wards!



Bottom bar disappears into the box

* 5-year warranty on Zipshade technology for freestanding Zipshade applications



ZIPSHADE® BASE (FOR ALGARVE® LINE AND LAPURE®)

Enclosing the sides

To close the sides of Algarve or Lapure, it is possible to combine them with the Zipshade 100 Slim F or the Zipshade 150 F.

This means the screen box housing can be mounted underneath the louvered roof or pergola's profile not disturbing the sight line at all.

ZIPSHADE® FIBERGLASS FABRICS

(CAMARGUE® LINE, ALGARVE® LINE,
AND LAPURE®)

Transparent sun protection fabric

The best choice in transparent sun protection fabric for windproof vertical sun protection is fiberglass fabric. Fiberglass fabrics score the highest in terms of tension and rigidity, and are also highly resistant to moisture and heat, all while maintaining the view.

We offer a wide range of colors so that you can find the fabric that suits you perfectly.

The Architects' Selection is a range of colors that are very popular in current design and building trends. Our Renson® Ambassadors will be happy to assist you in making your choice.

The fiberglass fabrics are also available with a Crystal window, providing a crystal-clear view.




CRYSTAL FABRIC

Unobstructed contact with the outdoors

Transparent Crystal fabrics can be fitted in the fiberglass fabric of the Zipshade to maintain optimal contact with the outdoors. This transparent type of fabric is made from PVC (Fire classification M2). It be integrated into a fiberglass fabric with Zipshade 100 Slim F, Zipshade 150 F, and integrated Zipshade.

The Crystal fabric is always 47 1/4 high and extends across the full width of the Zipshade. A minimum distance of 15 3/4 applies between the Crystal fabric and the top and bottom edge of the Zipshade.

Not available for Algarve made in USA.



A distance of 31 1/2 to 39 3/8 from the bottom edge provides the best possible view for people underneath the louvered roof or pergola.



SOLTIS® PROOF W96 WATERPROOF SCREEN ROOF

(LAPURE®)

Lapure's awning is fitted with an innovative, waterproof, transparent sun protection fabric. Both sides of this polyester fabric are coated with a UV-resistant, waterproof coating. This screen is available in various colors.



FIBRE TENSION CEILING

(ALGARVE® CANVAS & AERO® CANVAS)

The roofs of Algarve Canvas and Aero Canvas are finished with a unique **patented tension ceiling**. Fiberglass fabric is stretched using the proven Zipshade technology into the frame for a horizontal, seamless and clean finish of the ceiling without annoying intermediate beams.



ALUMINIUM
PERGOLAS

CUSTOMIZATION / SIDE ELEMENTS

Algarve® Canvas

COLOR SELECTION ALUMINUM

Available in more than 100 textured coating colors

Our patio covers are powder coated with 'Seaside quality' pre-treatment as standard. The products are available in over 100 RAL colors in textured coating at no extra cost.

Renson® recommends using architectural textured coatings to get an architectural, contemporary look. In addition, textured coatings are more suitable for outdoor use and will hide any scratches much better.



ANYTHING IS POSSIBLE!
TWO-TONED COLOR AT NO EXTRA COST

AUTOMATION

Easy remote operation

You can operate your patio cover easily using Somfy automation. You can operate the roof and/or the screens of your patio cover by remote control. Depending on the desired use and the number of screens, you can choose from several different remote controls.

Thanks to MyLink, Somfy's control interface, your patio cover can be controlled from your smart-phone, tablet, or computer.

We recommend installing rain and/or wind sensors for an optimum level of comfort.



somfy.



ALUMINUM PERGOLAS

CUSTOMIZATION / SIDE ELEMENTS



CERTIFICATIONS

- Weather-resistant
- Tests

171
172

ALUMINUM
PERGOLAS

CERTIFICATIONS

PERFECT OUTDOOR CLIMATE, DAY AND NIGHT, IN ANY SEASON, THANKS TO **RENSON**[®]

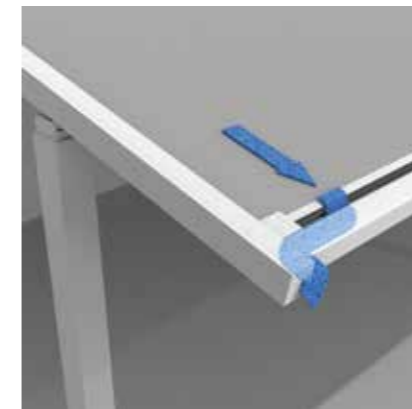


WEATHER-RESISTANT

Can be closed to block out rain and wind

Lapure is an awning that is a waterproof and transparent sun protection screen. The Zipshade technology combined with optimum screen tension ensures that rainwater is drained off via hidden channels. Even if the sun protection screen is not fully unrolled, the water that falls on it is drained away via this integrated water-drainage system.

Camargue Line, Algarve, and Aero Line are pergolas or louvered roofs equipped with rotating blades. These patented blades are designed in such a way that the water is diverted to the side even if the blades open up after it rains.



The Lapure can maintain a precipitation rate intensity of 11 gal/yd²h for up to 2 minutes. In heavy rainfall, water can flow over the bottom bar. Extreme rainfall can cause water sagging. In that case, the fabric must still be rolled up.



Algarve Line can drain an amount of water equivalent to rains with an intensity of between 26gal/yd²h and 33gal/yd²h that last up to 2 minutes maximum. These kinds of rains occur on average once every 10 years in Belgium. (See Belgian rain statistics: NBN B 52-011 norm)



Camargue Line can drain an amount of water equivalent to rains with an intensity of 33 gal/yd².h that last up to 2 minutes maximum. These kinds of rains occur on average once every 15 years in Belgium. (See Belgian rain statistics: NBN B 52-011 norm)

TESTS

Protection and comfort

Our louvered roofs, pergolas, and carports offer protection and comfort at various levels. To guarantee they can do so, they are thoroughly tested for water resistance, load-bearing capacity and wind resistance.

Water tested

Water resistance and water drainage are tested using a spray installation that mimics rain. For example, we check how much water our patio covers can drain and how this drainage can be optimized:

- Algarve Line: Algarve Line can drain an amount of water equivalent to rains with an intensity of 26 gal/yd²h that lasts up to 2 minutes maximum.
- Camargue and Camargue Skye: The Camargue and Camargue Skye can drain an amount of water equivalent to rains with an intensity of 33 gal/ yd²h that lasts up to 2 minutes maximum.
- Lapure: Lapure can drain precipitation with an intensity of 11 gal/yd²h that lasts up to 2 minutes. In heavy rainfall, water can flow over the bottom bar.

Load-bearing capacity

Patio covers are subjected to various external forces (e.g. snow). The load-bearing capacity of our patio covers is determined using static strength calculations carried out by our engineers and validated through internal tests. The basic principle is that the structure is allowed to



bend by 1/200th of its longest dimension without any permanent deformation.

The load-bearing capacity of Algarve and Camargue is dependent on the basic structure and the surface area. The load-bearing capacity of our pergolas depend on their pivot and span dimensions.

In concrete terms: A patio cover with a pivot of 236 2/9 and a span of 157 1/2 may bend by 1 1/6 under a load of 11.26 lb/ft².




40.9 psf



Wind tests

In order to determine the wind forces that our patio covers and vertical sun protection screens can withstand, wind tunnel tests were carried out.



Beaufort scale

Beaufort	Description	Average speed in mph	Results
0	Calm	< 0.6	You don't feel the wind. Smoke will rise virtually straight up.
1	Light air	0.6 - 3.1	Wind direction can be read from the smoke plume, but not from the weather vane.
2.	Light breeze	3.7 - 7.5	Wind can be felt on the face, leaves rustle, the weather vane moves visibly with the wind.
3	Gentle breeze	8.1 - 11.8	Flags wave and leaves move about constantly.
4	Moderate breeze	12.4 - 16.7	Dust blown up irritates eyes. Hair is awry.
5	Fresh breeze	17.4 - 23	Bushes rustle, white tops on lakes and canals.
6	Strong breeze	23.6 - 29.8	Umbrellas are difficult to hold on to, large branches sway, power lines hum
7 ZIPSHADE®	High wind, moderate gale, near gale	30.4 - 38.5	It is difficult to walk into the wind. Trees sway.
8	Gale, fresh gale	39.1 - 45.4	Making headway is very difficult. Small branches break off.
9	Strong/severe gale	46 - 54	Chimney tops, roofing tiles and antennas blow away.
10 LAPURE®	Storm, whole gale	54.7 - 63.4	Adults blow over. Major damage to buildings.
11 ALGARVE® LINE CAMARGUE® SKYE	Violent storm	64 - 72.7	Major damage to houses and forests.
12 CAMARGUE®	Hurricane force	> 73.3	Total destruction.

UL Listed (standard) – Underwriters Laboratories, is a global independent safety science company that conducts safety solutions for the technologies. Electrical Safety: ok Consumer Safety: ok



Seismic Resistance (optional on Camargue) – The Renson® Camargue is a cantilevered-column system. All seismic resistance comes from moment resistance at the base of each column.

MIAMI DADE TESTING

Miami-Dade County (optional on Camargue)

Notice of Acceptance being issued under the applicable rules and regulations governing the use of construction materials. Reviewed and accepted by Miami-Dade County RER - Product Control Section to be used in Miami Dade County and other areas where allowed by the Authority Having Jurisdiction (AHJ).



Notice of Acceptance number: 19-0611.04

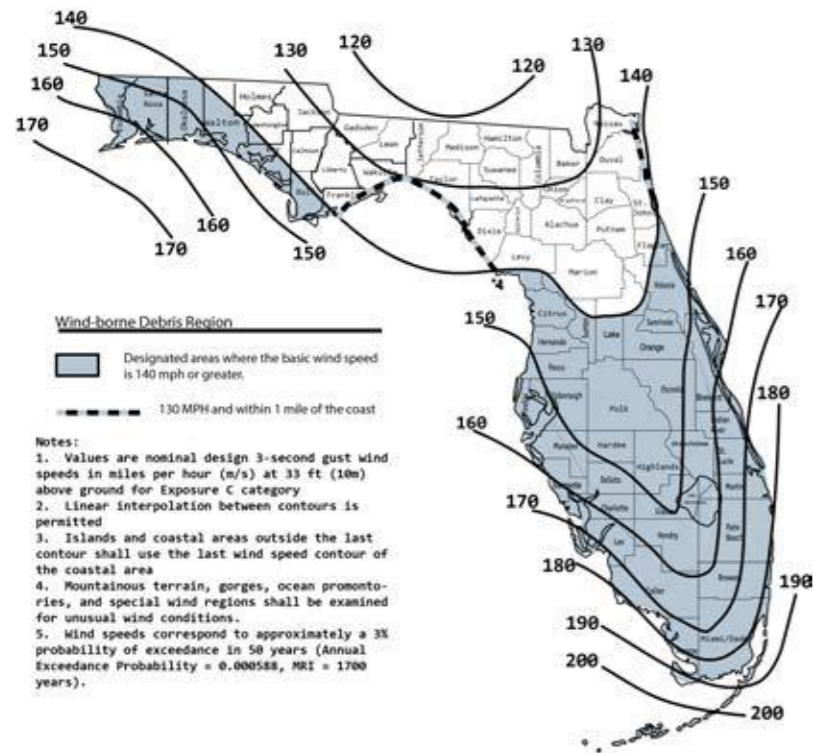


Figure 16098 Risk Category IV Buildings and Structures and Category III healthcare facilities



ALUMINUM PERGOLAS


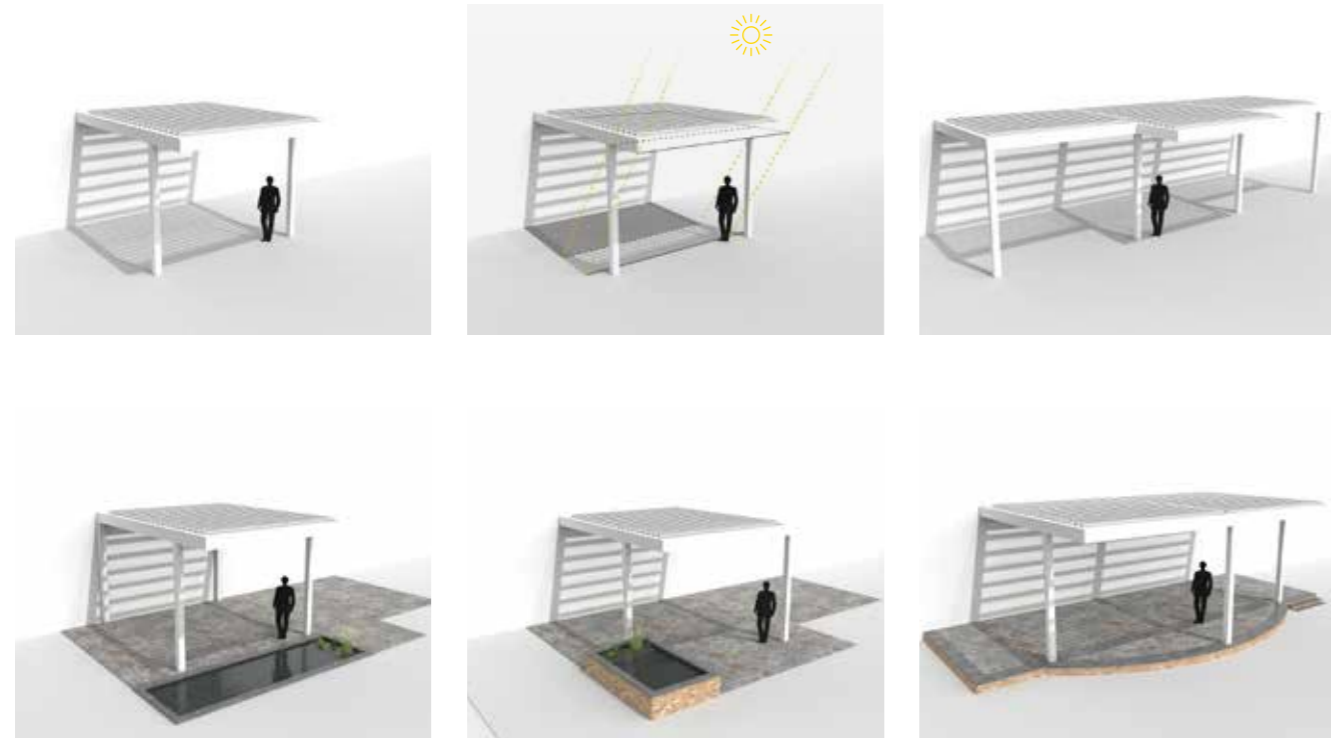
MIAMI DADE TESTING

TIPS

Column positions

Camargue Line, Algarve Line, and Lapure can also be ordered with 'shifted' columns. To give just one example, this can be useful if the patio covers needs to extend beyond the patio (but the columns need to remain on the patio), to ensure enough shade is provided even when the sun is low in the sky.

You can also choose shifted columns for placement or architectural reasons. The column can be shifted a maximum of 1/5th of the total pivot length.

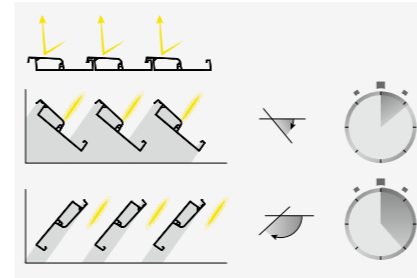


Blade rotation direction

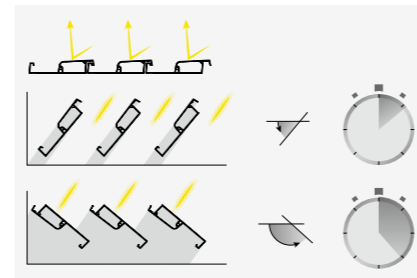
The direction of rotation of your blades is important for the **Camargue Line, Algarve Line, and Aero Line**. Do you want to be able to protect against sunlight for as long as possible or allow sunlight to flow in as quickly as possible?

You can make this choice with Renson®. When adding a patio cover to a kitchen or a living room, for example, people usually want light get in as quickly as possible.

- ① The blades rotate as standard, to the extent that the southern sunlight is blocked when opening the blades. Sunlight can also be allowed in with standard sun protection blades by rotating them further.



- ② When the blades are slightly turned in, the blades will move into the correct angle more quickly and the smooth, lovely underside remains visible.



Blade color

Camargue Line, Algarve Line, and Aero Line are available in bicolor (i.e. with roof blades in a different Top 100 color than the frame and columns) at no extra cost.

Tip: if your structure has a dark color, select a lighter color for the blades. A darker roof blade color creates the impression of a lower ceiling. A lighter color creates a sense of more space and has additional sun and heat protection properties.



Veranda

Is a louvered roof or pergola like the **Camargue Line** or **Algarve Line** similar to a veranda? No! A veranda is an extension of the living space enclosed in glass and creates an enclosed space that is completely wind and waterproof. In contrast, a patio cover is an open aluminum structure with a roof of rotating, aluminum blades that (possibly combined with side panels) primarily offers shelter from the sun and, to a certain extent, bad weather. The climate under a patio cover is essentially that of the outdoors, allowing users to enjoy the ambience, scents, colors, and sounds of the backyard. Condensation can be formed on the bottom of the blades in cold weather. Therefore, it is best to place weather proof backyard furniture under a **Camargue Line** or **Algarve Line**.

Wind - Camargue Line and Algarve Line

If high winds are forecast, we recommend closing the louvered roof (possible with wind speeds of up to 31 mph). Closing the louvered roof makes the entire structure more rigid, meaning it can withstand high winds much better. We also offer a warranty on our **Camargue Line** and **Algarve Line** with the roof closed for wind speeds of up to 99 mph for the Camargue and 74 mph for the Algarve!

Screen or blades

How do I choose between a patio cover with a louvered roof (**Camargue Line**, and **Algarve Line**) or a screen roof (**Lapure**)? Each type of patio cover has its own advantages. A patio cover with a sun protection screen can be opened up completely. This allows you to keep sunlight out or allow it to enter across the full extent of the roof, depending on the weather conditions. Patio covers with roof blades allow users to control the amount of sunlight based on their requirements; when there is too much sunlight, the blades can be closed completely, but the roof can never be opened up completely to maximise the amount of sunlight.



	Louvered roof	Screen roof
Roof	Horizontal	Always at an angle
Position	Constructed, recessed, or freestanding	Only constructed
View of 'open' roof	Roof blades rotate open but don't 'disappear'	'Roof' completely disappears
Light with a 'closed' roof	Opaque (except Lineo Luce blades)	Transparent
Load-bearing capacity	Can bear snow	Cannot bear snow
Color of the roof	All possible colors	Limited range of colors available for fabric screen roof

Low sun: Zipshade

When the sun is low in the sky, sunlight can come in underneath the patio cover and into your home. This is a great way to warm your house up naturally in winter. However, this sunlight can be disruptive at times and may cause temporary blinding, color fading or reflections on TV and computer screens. The sun's rays are blocked thanks to vertical sun protection fabric (Zipshade) in the sides of your patio cover (**Camargue Line**). As the fabric used in Zipshades is transparent, your outside view is maintained.



Passage height


The passage height of a louvered roof (**Camargue Line** and **Algarve Line**) can be freely chosen. People usually choose a height based on their specific circumstances (for example, with a façade-mounted structure, there might be a roof gutter or window in the way) or for personal reasons; tall people might prefer a higher passage height to create a certain amount of 'openness'. On the other hand, it is best to have the lowest possible passage height for the most shade.



Orientation of the patio

Depending on the orientation of your patio, you can decide to position your patio cover differently. Patio covers with a screen (**Lapure**) or adjustable blades (**Camargue Line** and **Algarve Line**) are both good solutions for a south-facing patio. You can keep the heat of the sun at bay by rolling out the fabric or closing the blades. It is best to install the blades of a louvered roof parallel to the home. This gives you maximum control over the amount of sunlight that enters. You can choose to keep the light out entirely or partially or allow it to flood in.

For a north-facing patio, installing the blades perpendicular to the wall is a good idea. This is the best way to control the light coming in from the east and west,



■ E-NE-N-NW-W: blades perpendicular to the wall.
 ■ SW-S-SE: blades parallel to the wall.

THE MOST FREQUENTLY ASKED QUESTIONS ABOUT RENSON® ALUMINUM PERGOLAS...

Can a Renson® pergola be made to measure?

All Renson® covers are custom-made to within a quarter of an inch, at no extra cost.

What are the maximum dimensions?

This depends on the type of cover. Please consult the product table in this brochure. This table shows the possible dimensions of one roof module. Modules can be coupled to obtain larger dimensions.

Which colors are possible?

The top 100 RAL colors are available in architectural textured coating at no extra cost.

This allows you to match the color of your pergola to the carpentry of your home. The blades can be chosen in a top 100 RAL color other than the architectural textured coating at no extra cost.

Does the cover always have to be placed against a wall or can it also be freestanding?

Covers with louvered roofs (Camargue line and Algarve line) can be installed as either freestanding or against the construction.

The patio covers under the incline, with screen or fabric roof, can only be built against a house or other construction.

The Aero roofs are specially designed to be built into a new or existing support structure.

Don't the blades in the roof take away too much light?

You have full control over the intensity of the light with blades.

When closed, you have no light transmission or you can optionally install some glass or LED blades for more light.

When the blades are slightly rotated, you get a lot of light inside quickly.

With the Camargue Skye, you can not only rotate, but also slide the blades to one side. This gives you a completely open roof.

Is a louvered roof completely waterproof?

In addition to sun protection, louvered roofs and fixed screen roofs also offer complete protection from the rain.

However, you should bear in mind that a louvered roof is an open aluminum structure, not to be confused with a veranda. Furniture and floors must therefore be suitable for outdoor use.

What options are available in a pergola?

The Renson® covers can be equipped with a wide range of accessories and thus perfectly configured to your personal taste. (Zipshade sun protection, Loggia sliding panels, sliding glass walls, lighting, heating, music, etc.)

Can I also enjoy my louvered roof during the other seasons?

This is certainly possible. The best way to do this is to equip the cover with the appropriate side inserts (Zipshade, Loggia, or sliding glass walls). Lighting and heating are also among the possibilities to enjoy in all seasons all year round.

How should I clean the louvered roof?

Your Renson® pergola will be fully exposed to the elements for many years. If you want to enjoy it optimally at all times, we recommend annual cleaning with the **Renson Maintenance Set** products. This maintenance set products will ensure that the intense color is maintained for years, as well as providing extra protection from acid rain, sea air, and UV rays (see also the increased warranty for yearly use).










Does an aluminum pergola increase the value of my house or property?

Of course. Official estimates of homes with a Renson® pergola also include this in the valuation of the property.

Investing in a Renson® pergola is therefore an immediate way to increase the value of your home!

Doesn't it get too hot under a louvered roof?

A louvered roof is not only protection from the sun; it is ventilating as well. If the air under the cover warms up too much, a ventilation effect can be created by simply rotating the blades slightly, so that the warm air flows away through the roof.

TYPE	HORIZONTAL DESIGN				HORIZONTAL DESIGN		SLOPED DESIGN
	CAMARGUE® LINE		ALGARVE® LINE		AERO® LINE		LAPURE®
	Camargue®	Camargue® Skye	Algarve® 	Algarve® Canvas	Aero® 	Aero® Canvas	Lapure®
							
ROOF INSERTS	Rotating blades	Rotating and retractable blades	Rotating blades	Fixed roof	Rotating blades Possibility to integrate roof in existing structure	Fixed roof	Retractable, waterproof, translucent sun protection screen
DIMENSIONS							
Max. width / pivot	244"/278" ***	244"	238 2/5		238 2/5	238 2/5	236 2/9 **
Max. depth / span	177 1/6		177 1/6 / 236 2/9 *		177 1/6 / 236 2/9 *	177 1/6 / 236 2/9 *	196 6/7
Max. passage height	110 1/4		110 1/4		-	-	114 1/6
Expandable	multi-part expandable		two-part expandable		two-part expandable	two-part expandable	up to a max. width of 59 ft
Min. incline	no incline (0°)		no incline (0°)				10°
Max. blade rotation	150°	145°	150°	-	150°	-	-
ACCESSORIES							
SIDE ELEMENTS	Integrated Zipshade	option	option	-	-	-	-
	Surface-mounted Zipshade	-	-	option	option	-	option
	Loggia sliding panels	option	option	option	option	-	-
	Loggiascreen Canvas sliding door	option	option	-	-	-	option
	Glass walls	option	option	-	option	-	-
	Linus Wall	option	option	-	option	-	-
	Linarte Wall	option	option	-	option	-	-
	Triangle	-	-	-	-	-	option
	Outdoor curtains	option	option	-	option	-	-
	Extra column	option	option	option	option	-	option
	Shifted column	option	option	option	option	-	option
	Adjustable wall profile	option	option	-	-	-	-
	LIGHTING	Lineo LED	option	-	option	-	option
UpDown LED		option	option	option	option	option	-
Colomno LED		option	option	-	-	-	-
Lapure LED		-	-	-	-	-	option
COMFORT & DESIGN	Beam Heat + Sound	option	option	-	-	-	-
	Translucent Lineo Luce blades	option	-	-	-	-	-
	Wooddesign	option	option	-	-	-	-
	Protecto	option	option	option	-	option	-

* > 177 1/6 is possible when expanded, up to max. 236 2/9
 ** up to 157 1/2 without cross-beam, > 157 1/2 to 236 2/9 with cross-beam
 *** Pivot >244" is possible in one roof section if an extra column is used, up to a max. Pivot of 278

”
 CONTINUOUS
 STYLE AROUND
 YOUR HOUSE
 “

We were still looking for a patio cover with a louvered roof and a carport in the same style to match our newly built home. We found the ideal solution with Algarve and Algarve Canvas from the Algarve Line. The elegant structure fits in beautifully with our sleek architecture and meets our needs perfectly.

Our car can now be parked under the shelter of an Algarve Canvas and the value of our home has increased considerably. We used Algarve to create the ideal climate on our patio and we have a structural solution that protects us from sun, rain, wind, and cold thanks to the adjustable louvered roof, the sun protection screens, and the stylish heating system.




ALGARVE® CANVAS

This elegant carport offers lasting protection by means of a fixed roof made up of two layers: a solid top roof made of white coated, profiled steel sheet with anti-condensation coating and an aesthetic lower roof, finished with a stretched canvas with zip technology. The screen is tautly stretched in the structure, without any visible additional beams. It is available in eight colors. Algarve Canvas is just as useful as a fixed patio cover, carport, or as an awning above the front door, for instance. In addition, the combination of an Algarve with rotatable louvered roof and an Algarve Canvas with fixed roof structure makes it possible to create a single, uniform style around the complete exterior of the home.



Roof section



Water drainage



Algarve® Canvas

INSTALLATION OPTIONS

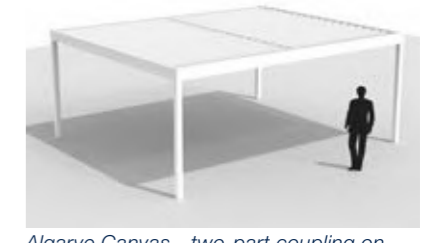
Types of installation



Algarve Canvas - Freestanding



Algarve Canvas - Facade mounting



Algarve Canvas - two-part coupling on the span side





ALGARVE® CANVAS EXTENSION WITH STORAGE

Thanks to its smart design, Algarve Canvas can be extended. By closing off the walls, you can also create an adjoining storage room, where your bicycles, backyard furniture, lawnmower can be safely stowed away.

The extension of an Algarve Canvas carport can be extended along either the length or width of your carport. Whichever suits your needs best.



Example of an extension in length: 23 ft x 11 ½ ft



Example of an extension in width: 16 ft x 18 ft



SIDING ELEMENTS



SIDING ELEMENTS

Intro

- Why choose Renson® siding elements? 199
- Siding, outdoor, indoor 200

Linarte

202

- Overview of the range 206
- Inserts 208

Linus

209

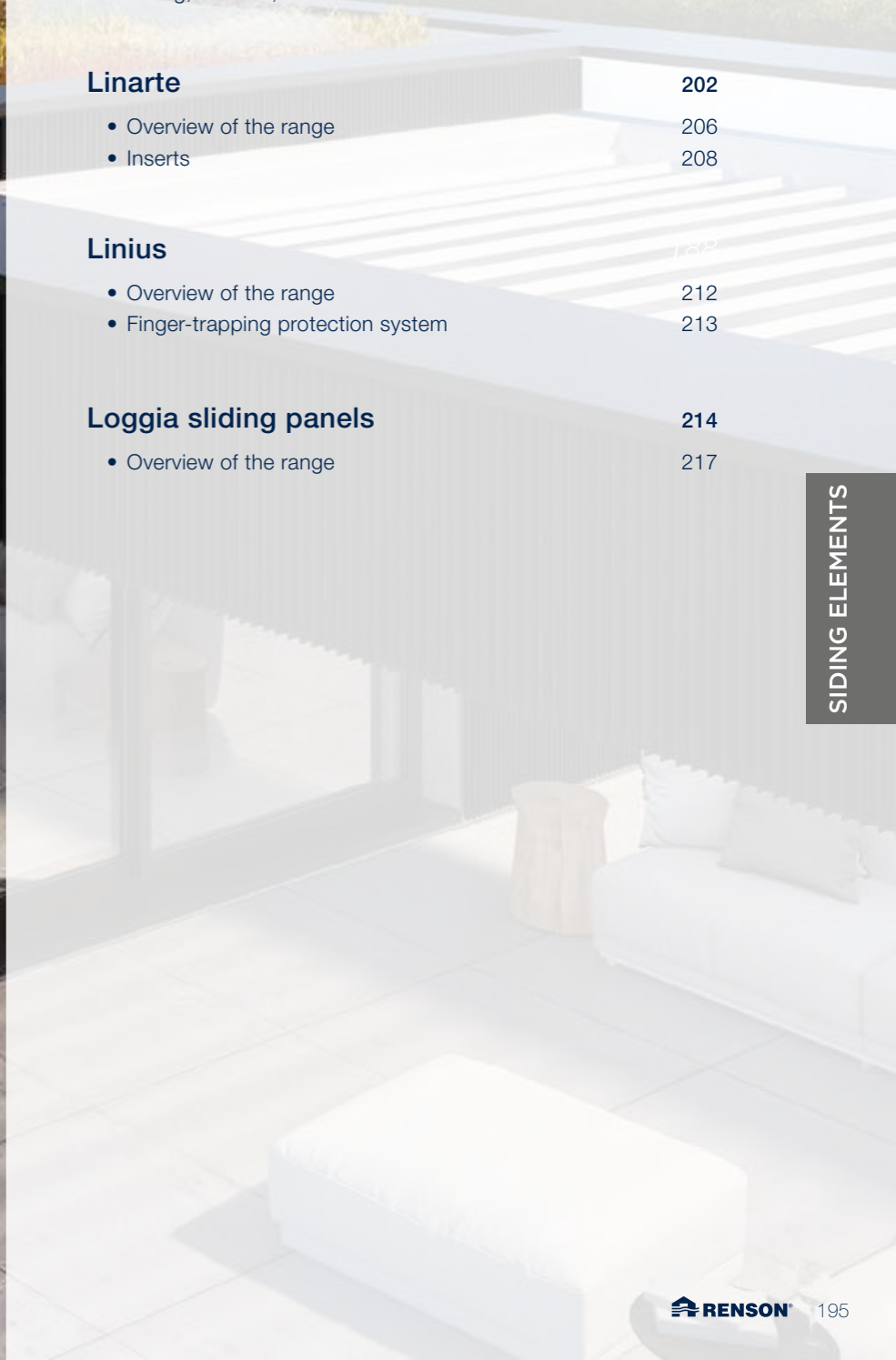
- Overview of the range 212
- Finger-trapping protection system 213

Loggia sliding panels

214

- Overview of the range 217

SIDING ELEMENTS





THE ULTIMATE COMBINATION OF QUALITY AND DESIGN

Renson® pays a great deal of attention to the design, customization, and quality of the finish when developing its siding elements.

You create your siding elements according to your own taste. Horizontal or vertical, they can be integrated into a wide variety of styles: from classic to modern and contemporary. This way, you can create almost any look for your home.

Garage gates and doors blend seamlessly into one tight siding. Functional elements such as letter boxes, intercoms, or doorbells are seamlessly integrated. The high-quality finish makes them suitable for interior applications as well.

Renson® is committed to durability, as is the case with these aluminum siding elements. It is not only wear-resistant, but also resistant to all weather conditions. Lightweight yet strong and above all: extremely easy to maintain.



Loggia® Sliding panels

WHY CHOOSE RENSON® SIDING ELEMENTS?



Durable quality

Thanks to the construction of aluminum profiles, you can be sure of durable and sturdy façade elements that are resistant to the most extreme weather conditions. Furthermore, aluminum siding elements are also an environmentally conscious choice because aluminum has acquired the reputation of green metal through its 100% and infinite recyclability.



Sleek design

Are you looking to add a special touch to your home, shop, or company building? With Linius and Linarte siding elements, you are guaranteed to be successful. Horizontal or vertical, in practically any color, for both indoor and outdoor, and even a seamless finish for curved façades or around corners. Thanks to the invisible fixations, you can show off an incredible result.



Endlessly customizable

A subtle design or a clear statement: get creative with the possibilities to customizable your siding: different inserts with wood or LED lighting, color combinations, or integrate your house number or company logo into the siding. External sockets, intercoms, letter boxes, or external faucets are subtly integrated.



Maintenance-friendly

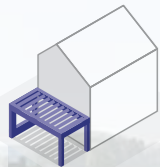
Aluminum siding elements require hardly any maintenance. The powder coated profiles retain their color in all circumstances and are easy to clean.

FACADE, OUTDOOR, INDOOR




Beautiful siding elements

Linus or Linarte provide that finishing touch to an outside wall and can be perfectly combined with other materials for a unique look and feel. Looking for a unique outdoor facade? Let your creativity run free with Linarte wood or LED module inserts.



Patio cover in the same look and feel

If you're searching for aesthetic uniformity, you can even extend the siding elements to your patio. One or multiple sides can be closed off in the same finish under a louvered roof or pergola. One style for your entire home or building. This guarantees a sleek and uniform look.



Unique interior

The Renson® aluminum siding can be used inside and outside to give an otherwise dull wall. You can even let both seamlessly merge with each other. The high-quality materials make it perfectly possible to use, e.g. Linarte profiles to clad a stairwell.

Linarte®

LINARTE

Siding or siding components can be finished with the Linarte profiles to create an entire sleek look with vertical profiles in different designs: both inside and outside, right down to under the patio covers. Gates and doors can also be covered with the same profiles to create a seamless and uniform whole. The continuous siding system consists of individual aluminum profiles that are available in different styles and can be endlessly customized using wood or LED module inserts.



SIDING ELEMENTS

LINARTE®



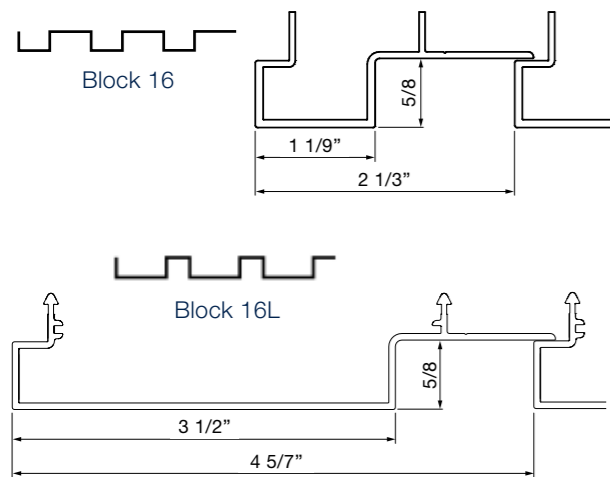
LINARTE®
SIDING ELEMENTS

LINARTE®

Linarte®

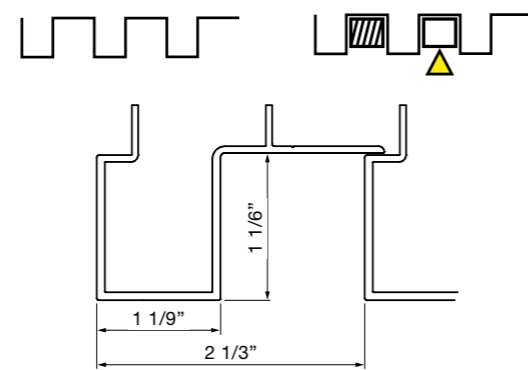
LINARTE BLOCK 16

The basic version of the Linarte block-shaped aluminum profiles are 5/8" deep. This limited depth creates a subtle vertical line pattern with restrained relief and a minimalist look.



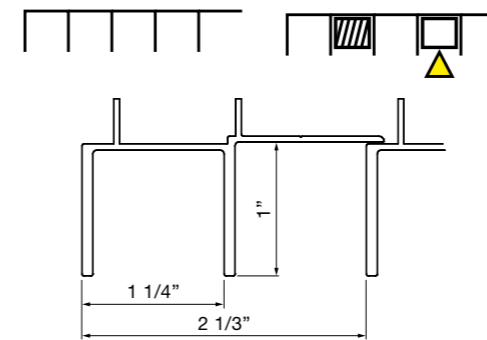
LINARTE BLOCK 30

The block-shaped Linarte profile with a depth of 1 1/6" creates a strong vertical line pattern. This results in striking shadow effect that brings a facade to life. These deep block profiles can be combined with wood or LED module inserts.



LINARTE EVEN

The rib-shaped Even profile that is 1" deep provides the sleekest Linarte result and emphasizes the facade's vertical lines to the utmost. These profiles can also be combined with inserts in wood or LED modules.



LINARTE MIX

Block or Even, all Linarte profiles can be combined. Let your creativity run free, create a unique play of shadow and light, and combine your facade with a personal character to your heart's content.



WOOD INSERTS OR LED MODULES

Wood or LED modules can be incorporated into both the 1 1/6" deep Block and the Even profiles. These inserts are available in various lengths and can be integrated anywhere in the facade: randomly, in a sleek line, or repetitively. It gives you one-thousand-and-one possibilities to finish to taste. Even intercoms, sockets, or house numbers can be integrated.



SIDING ELEMENTS

LINARTE®

LINIUS

The Linius system can be used to finish facades or its components with a pronounced horizontal accent. Gates and doors can also be covered with the same profiles. This way, you get a close fit with the rest of the facade to achieve a uniform look. The continuous bladed wall system consists of individual aluminum profiles that are available in different versions. Depending on the application, you can choose between fully closed or ventilated systems.

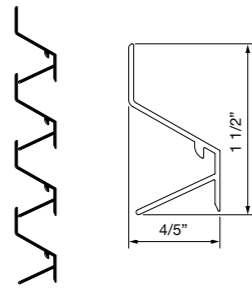


SIDING ELEMENTS

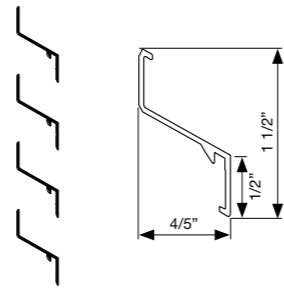
LINIUS®

LINIUS L.033

The Z-shaped Linius L.033 profiles are 4/5" deep. They give your facade a strong horizontal accent, sober and refined, with or without a ventilating function.



L.033 CL




L.033.01 ventilating



OUR TECHNOLOGIES

Linus finger-trapping protection system

Renson® has developed a special, patented mechanism for sectional gates that ensures fingers do not get trapped. When a finger accidentally comes between two sections of the gate, the aluminum profile turns away. Once the finger is removed, the profile returns to its original position on its own.



LOGGIA SLIDING PANELS



Loggia® Sliding panels

The Loggia sliding panels combine the functionality of an efficient sun protection panel and the elegant look of a contemporary product. With the vertical sun protection sliding panels, the home owner can affect the way sunlight enters their rooms (i.e. dynamic sun protection).



Loggia® Sliding panels

LOGGIA® SLIDING PANELS
SIDING ELEMENTS



LOGGIA®

Decide how much light and sun you want in your home

The foundation of Loggia panels are aluminum and their optional slats are either made of either wood or aluminum themselves. The aluminum or wood blades are also available in a tilting version (Privacy). You can open or close it according to the amount of light, sun, or privacy you want.

Privacy
Inserts with rotating wooden or aluminum blades



Loggialu

Loggialu Plano

Loggiawood

Loggialu Privacy
(movable blades)

Loggiawood
Privacy
(movable blades)

Loggiascreen
Canvas

Loggialu
Wooddesign



SIDING ELEMENTS

LOGGIA® SLIDING PANELS

Thanks to our complete Outdoor Concept, you can not only extend the minimalist design of the Linarte siding to your louvered roof, but also create a unique look throughout your backyard with the Linarte lighting, Sit & Plant Units, and the freestanding loon wall.

OUTDOOR ELEMENTS



OUTDOOR ELEMENTS

Lighting

- Linarte Outdoor Light S 223
- Linarte Outdoor Light M 223

Seating & planter unit

- Linarte Modulo 55 224
- Linarte Modulo 97 224
- Linarte Modulo Combination 224

Freestanding wall

- Linarte Icon 226

eSafe mail box

228



OUTDOOR ELEMENTS




LINARTE OUTDOOR LIGHT

Linarte Outdoor Light is available in Renson® standard textured coating colors.
 The lighting is not dimmable.
 Linarte Even is available in 2 heights with different options:


Overview

Linarte Outdoor Light Small

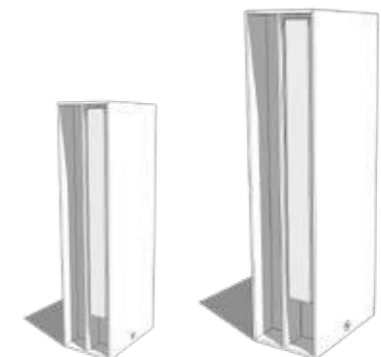


Height 12"
 Depth 4"
 Width 3"

Linarte Outdoor Light Medium



Height 20"
 Depth 4"
 Width 3"



LINARTE MODULO SYSTEM

Linarte Block 30 & Linarte Even models. Seating element or planter edge in thermo-wood. Optional with indirect lighting at the bottom or direct lighting with LED modules. Available in Renson® standard textured coating colors.

Overview



Linarte Modulo 55 SIT



Linarte Modulo 97 SIT

Height 17"
Length 21"
Width 21"



Linarte Modulo 55 PLANT




Linarte Modulo 97 PLANT


Height 17"
Length 38"
Width 21"



Linarte Modulo COMBINATION



Height 17"
Length adjustable
Width 21"



SEATING & PLANTER

OUTDOOR
ELEMENTS

LINARTE ICON FREESTANDING WALL

Linarte Icon adds an extra dimension to the backyard. This architectural wall is available in a height and width according to your specific needs. The possibilities are endless. From a low garden wall, to a privacy barrier to spatial dividers that visually expand the garden, there are many options.

The vertical Linarte lines with Block 30 or Even blades form a seamless whole over the entire wall. In addition, one of the two sides can also be fitted with a stretched fiberglass fabric of your choice, which brings the inside into your outside. Material and color can be matched to the outdoor furniture if required. Create an inviting atmosphere by adding Linarte LEDs or wood inserts. Coated in any color of your choice, the Linarte Icon in combination with the Linarte siding elements, seating elements, lighting, and Linarte wall in Camargue form one coherent whole around the house and throughout the backyard.



Sleek design

- Create a uniform look and feel with your wall cladding throughout your backyard with the Renson® Outdoor Concept range.

Customizable

- Combination of Linarte profiles, canvas, or single-sided finish.
- RAL color of your choice.
- Cedar inserts or LED modules.
- Indirect lighting.

Durable quality

- Posts in 9/64"-thick steel
- Finishing in high-quality aluminum, weatherproof and recyclable.

Maintenance friendly

- Colorfast, easy to clean.

Dimensions

- Width: min. 50"
- Height: min. 15 3/4" – max 78".
- Thickness: min. 6" - max. 7"
- Distance between 2 posts: max. 47"
- Depth for concrete: 29"



ESAFE MAIL BOXES

A driveway is invariably the calling card of a house & backyard! By choosing the right style and materials, your driveway should have the same look as your dream home.

With a uniquely designed eSafe mail box, you've taken care of your home's final touch. **From now on, you will receive all your parcels safely at home 24/7.**

A lot easier!

- Sleek design
- Available in all RAL colors
- Strong, quality powder coating
- Stainless aluminum
- Personalization & integration (number, name, color, digital lock, doorbell, videophone)
- Made in Belgium

Discover the full eSafe range of mail boxes at www.my-esafe.be



Fenix Top Small



11 3/5"

Parcel dimensions: 14 3/4" x 4"

Fenix Top Medium



11 3/5"

Parcel dimensions: 14 3/4" x 6"

Fenix Top Large



11"

Parcel dimensions: 13 2/5" x 6 1/2"



WARRANTY*



	Aluminum	Aluminum	Aluminum	Aluminum	Aluminum	Aluminum
Aluminum	5	5	5	5	5	5
Aluminum	5	5	5	5	5	5
Aluminum	5	5	5	5	5	5
Aluminum	5	5	5	5	5	5
Aluminum	5	5	5	5	5	5
Aluminum	5	5	5	5	5	5
Aluminum	5	5	5	5	5	5

Aluminum



Register your patio cover
within 15 days of its installation and receive



15^{*}
YEAR
WARRANTY

www.renson-outdoor.com/warranty



* The color and gloss of the paint is guaranteed for 5 years. If you register the patio cover and annually clean and protect it with the Renson Maintenance Set, you get an extended paint warranty of up to 15 years.

MAINTENANCE

Easy maintenance using the Renson® Maintenance Set

Your louvered roof, canvas or pergola will be fully exposed to the elements for many years. To ensure you can make the most of your Renson® product at all times, we recommend regular maintenance, i.e. once or twice a year. Regular maintenance will extend its lifespan. The following are important:

- The structure is made using powder coated aluminum. An annual cleaning using the **Renson Maintenance Set** products will ensure that the intense color is maintained for years, as well as providing extra protection from acid rain, sea air, and UV rays. We recommend carrying out maintenance on your installations at least twice a year in coastal or wooded areas.
- The **Renson 'Clean'** is a concentrated product with strong cleaning and degreasing properties to deal with the most frequent kinds of natural filth, such as dust, oily precipitation, grease stains, moss, insect remains, etc. This product cannot be compared to other cleaning products on the market. It penetrates deeply and 'lifts out' the dirt. Renson 'Clean' can also be used to clean polyester roof fabrics and vertical fiberglass fabric screens.
After cleaning, you must protect the aluminum structure using **Renson 'Protect'**. This leaves a protective film that allows the surface to be cleaned by simply wiping it down using a minimum amount of **Renson 'Clean'**. It also protects the aluminum from acid rain, sea air and UV rays, and ensures the color remains just as intense.
- Do not use either product in direct sunlight or in hot weather. The product's quick-drying action can leave stains on the structure or the fabric screen. Do not use corrosive or aggressive products, scouring pads or other scouring products. Do not use high-pressure equipment in any case whatsoever.

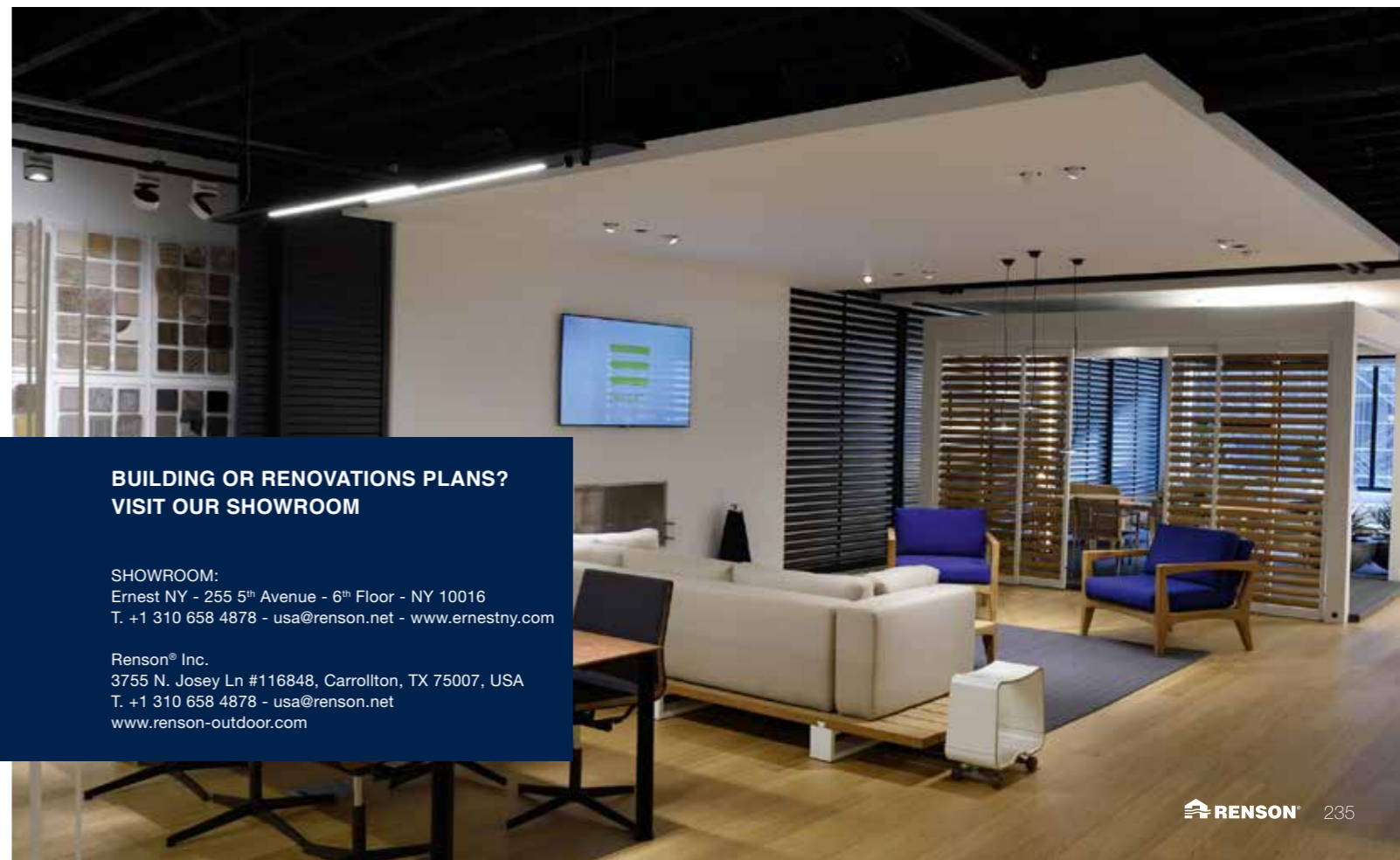


WHO DO I CONTACT FOR RENSON® PRODUCTS?

We have built up a network of well-trained Ambassadors and Installers to guarantee that our high-quality and durable outdoor solutions are also installed professionally.

Renson® Ambassadors demonstrate our products in their showrooms and ensure that everything is placed in a professionally sound manner. In addition, they also guarantee professional after-sales service.

Also see www.renson-outdoor.com



ALSO DOWNLOAD OUR MORE INSPIRATIONAL BROCHURES CAN BE FOUND ON WWW.RENSON.EU



VENTILATION



SUN PROTECTION



SIDING ELEMENTS

BUILDING OR RENOVATIONS PLANS? VISIT OUR SHOWROOM


SHOWROOM:
Ernest NY - 255 5th Avenue - 6th Floor - NY 10016
T. +1 310 658 4878 - usa@renson.net - www.ernestny.com

Renson® Inc.
3755 N. Josey Ln #116848, Carrollton, TX 75007, USA
T. +1 310 658 4878 - usa@renson.net
www.renson-outdoor.com



RENSON® Headquarters
Maalbeekstraat 10, IZ 2 Vijverdam B-8790 Waregem
Tel. +32 (0)56 30 30 00
info@renson.eu
www.renson-outdoor.com

RENSON® Inc.
3755 N. Josey Ln #116848, Carrollton, TX 75007, USA
Tel. +1 310 658 4878
usa@renson.net
www.renson-outdoor.com



05/21 USA